

Cite this: *Chem. Sci.*, 2020, 11, 8476

All publication charges for this article have been paid for by the Royal Society of Chemistry

# Diazaphosphinyl radical-catalyzed deoxygenation of $\alpha$ -carboxy ketones: a new protocol for chemo-selective C–O bond scission *via* mechanism regulation†

Jingjing Zhang,<sup>a</sup> Jin-Dong Yang <sup>\*a</sup> and Jin-Pei Cheng <sup>\*ab</sup>

C–O bond cleavage is often a key process in defunctionalization of organic compounds as well as in degradation of natural polymers. However, it seldom occurs regioselectively for different types of C–O bonds under metal-free mild conditions. Here we report a facile chemo-selective cleavage of the  $\alpha$ -C–O bonds in  $\alpha$ -carboxy ketones by commercially available pinacolborane under the catalysis of diazaphosphinane based on a mechanism switch strategy. This new reaction features high efficiency, low cost and good group-tolerance, and is also amenable to catalytic deprotection of desyl-protected carboxylic acids and amino acids. Mechanistic studies indicated an electron-transfer-initiated radical process, underlining two crucial steps: (1) the initiator azodiisobutyronitrile switches originally hydridic reduction to kinetically more accessible electron reduction; and (2) the catalytic phosphorus species upconverts weakly reducing pinacolborane into strongly reducing diazaphosphinane.

Received 9th June 2020

Accepted 27th July 2020

DOI: 10.1039/d0sc03220d

rsc.li/chemical-science

The importance of reductive deoxygenation can be gauged by the wide use of Barton–McCombie deoxygenation in organic syntheses.<sup>1</sup> Such C–O bond cleavage is also a crucial step in the degradation of natural polymers (*e.g.*, sugars and lignins) to recycle sustainable resources.<sup>2</sup> Consequently, a great variety of methodologies were explored for activation of these strong C–O bonds.<sup>3</sup> Among them, deoxygenation of  $\alpha$ -acyloxy ketones<sup>3b,c,4</sup> (represented by benzoin derivatives, stemming from simple aldehydes *via* benzoin condensation<sup>5</sup>) has attracted considerable attention, because it may provide a facile way for accessing commonly useful building blocks (aryl ketones).<sup>6</sup> As known, benzoin derivatives bear two types of C–O bonds—the carbonyl  $\pi$ -C=O bond and the benzyl  $\sigma$ -C–O bond (Scheme 1). While reduction of the carbonyl  $\pi$ -C=O bonds has been well established through transition metal<sup>7</sup> or Lewis acid-mediated<sup>8</sup> hydride transfers, chemo-selective cleavage of the benzyl  $\sigma$ -C–O bonds is challenging and has seldom been achieved.<sup>9</sup> The later process is occasionally seen, however, in some radical or electron reductions, but toxic tin hydrides<sup>1c</sup> or aggressive metal reagents (like Raney nickel,<sup>10</sup> zinc dust,<sup>11</sup> *etc.*) are inevitably employed.

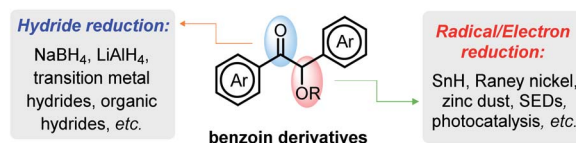
The recent successful development of super electron donors (SEDs),<sup>4,12</sup> which are defined as ground-state organic electron-donors capable of reducing aryl halides to aryl radicals or aryl anions,<sup>13</sup> and photocatalytic systems<sup>3b,c</sup> may provide alternative protocols for reductive cleavage of the  $\sigma$ -C–O bonds in *O*-acetylated benzoin. However, these electron transfer-initiated reductions also suffer from some drawbacks, such as, excessive use of SEDs and their tedious synthetic procedures, expensive photoredox catalysts and ligands, and group-tolerance issues. In fact, there have been few reports to date on metal-free systems for efficiently catalytic deoxygenation with commercially available inexpensive reductants.<sup>3h</sup> Given the ubiquity of C–O bonds in nature, it is still an unmet need for development of efficient and economical methods for their degradation.

*N*-Heterocyclic phosphines (NHPs)<sup>8c,14</sup> have recently found plentiful applications in hydridic reductions<sup>8b,15</sup> owing to their outstanding hydricity.<sup>16</sup> However, this seems to blind one to search for their other promising reaction patterns, like radical and electron transfer reactivities. Up to now, the catalytic potential of NHPs in radical or electron reductions has never

<sup>a</sup>Department of Chemistry, Center of Basic Molecular Science, Tsinghua University, Beijing 100084, China. E-mail: jdyang@mail.tsinghua.edu.cn; jinpei\_cheng@mail.tsinghua.edu.cn

<sup>b</sup>State Key Laboratory of Elemento-Organic Chemistry, College of Chemistry, Nankai University, Tianjin 300071, China

† Electronic supplementary information (ESI) available. See DOI: 10.1039/d0sc03220d

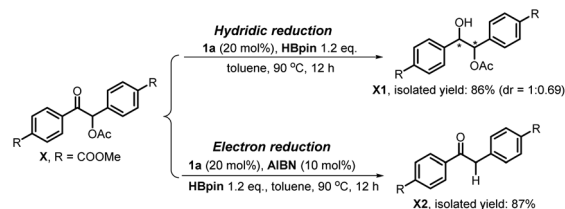


Scheme 1 Possible reactive sites for benzoin reduction.



been explored. Given the logical understanding that a deliberately manipulated mechanism variation usually leads to diverse reactivity and selectivity, we anticipate that an intended mechanism switch for **NHP**-based reactions from the conventional hydride transfer to an alternative electron transfer might provide a chance for originally inaccessible chemo-selectivity in the reduction of the substrates bearing multiple reactive sites. As known from previous studies, **NHPs** could transfer a hydride ion to carbonyl C=O bonds to deliver the corresponding alcohol counterparts (Scheme 2a).<sup>8b</sup> This is indeed what we have seen. When **NHPs** are mixed with *O*-acetylated benzoin, an exclusive hydridic reduction of the carbonyl  $\pi$ -C=O bonds is observed, leaving the benzyl  $\sigma$ -C-O bonds intact. How could we make the propensity of **NHP** reduction to switch from the original hydridic path to a radical one? Inspired by our recent findings that **NHPs** are also capable of serving as good hydrogen-atom donors (by P-H bond homolysis) and their corresponding phosphinyl radicals are excellent electron donors<sup>17</sup> (Scheme 2b, bottom), we envisioned that if phosphinyl radicals can be *in situ* generated, their super electron-donicity may promote the initial electron transfer to benzoin, and trigger the subsequent benzyl  $\sigma$ -C-O bond scission. If this is realizable, chemo-selective deoxygenation of benzoin derivatives with **NHPs** may be achieved *via* such a mechanism switch.

It is noted that the phosphorus species **NHP-OR'** is produced in either the hydride or electron reduction of benzoin derivatives (Scheme 2c). Based on the previous knowledge that **NHP-OR'** can be recycled back to **NHP** through a  $\sigma$ -bond metathesis between its exocyclic P-O bond and the B-H bond of pinacolborane (HBpin),<sup>8b</sup> we envisioned that the present deoxygenation may operate in a catalytic fashion with readily available HBpin as the terminal reductant to avoid the use of stoichiometric **NHP**. To verify this plot, we chose dimethyl 4,4'-(1-

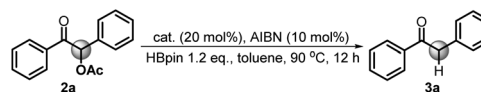


Scheme 3 Chemo-selective reductive cleavage of C-O bonds in *O*-acetylated benzoin **X** by diazaphosphinane **1a**.

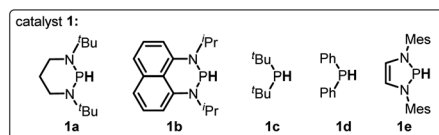
acetoxy-2-oxoethane-1,2-diyl)dibenzoate **X** as the testing substrate, and 1,3-di-*tert*-butyl-1,3,2-diazaphosphinane **1a** as the catalyst based on its compatible reducing capacity (Scheme 3, for structure of **1a**, cf. Table 1).<sup>17a</sup> It is observed that, under the previously established catalytic conditions for carbonyl reduction (20 mol% of **1a** and 1.2 equiv. HBpin),<sup>8b</sup> the product **X1** of hydridic reduction was obtained in 86% yield and 1 : 0.69 of diastereomer ratio in 12 h. On the other hand, when 10% azo-diisobutyronitrile (AIBN) was added as a radical initiator, the  $\sigma$ -C-O bonds were, indeed, selectively cleaved to give the anticipated product **X2** in 87% yield. This distinct chemo-selectivity did echo our proposed mechanism switch from the direct hydridic pathway to an electron reduction. In the following, we report this catalytic transformation in a more inclusive fashion. To our best knowledge, this is the first example of catalytic electron reduction mediated by **NHPs**.

To verify the necessity of each component in the above catalytic system, a series of comparative experiments were conducted. We commenced the condition optimization with

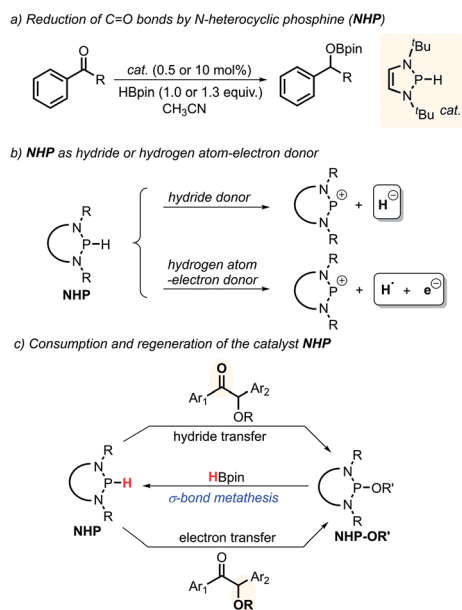
Table 1 Optimization of reaction conditions for C-O bond cleavage



Entry	Catalyst	Condition <sup>a</sup>	Yield <sup>b</sup>
1	<b>1a</b>	Standard condition	92%
2	<b>1a</b>	10 mol% <b>1a</b>	62%
3	<b>1b</b>	Standard condition	<10% <sup>c</sup>
4	<b>1c</b>	Standard condition	<5% <sup>c</sup>
5	<b>1d</b>	Standard condition	<5% <sup>c</sup>
6	<b>1e</b>	Standard condition	46%
7	<b>1a</b>	NH <sub>3</sub> BH <sub>3</sub> as reductant	<5% <sup>c</sup>
8	<b>1a</b>	No AIBN	<5% <sup>c</sup>
9	<b>1a</b>	No heat	<5% <sup>c</sup>
10	—	Standard condition	<5% <sup>c</sup>



<sup>a</sup> Conditions for C-O bond activation: **2** (0.4 mmol), AIBN (0.04 mmol), **1a** (0.08 mmol), HBpin (0.48 mmol) in toluene (1.0 mL). <sup>b</sup> Isolated yields. <sup>c</sup> NMR yields using 1,3,5-trimethoxybenzene as the internal standard.



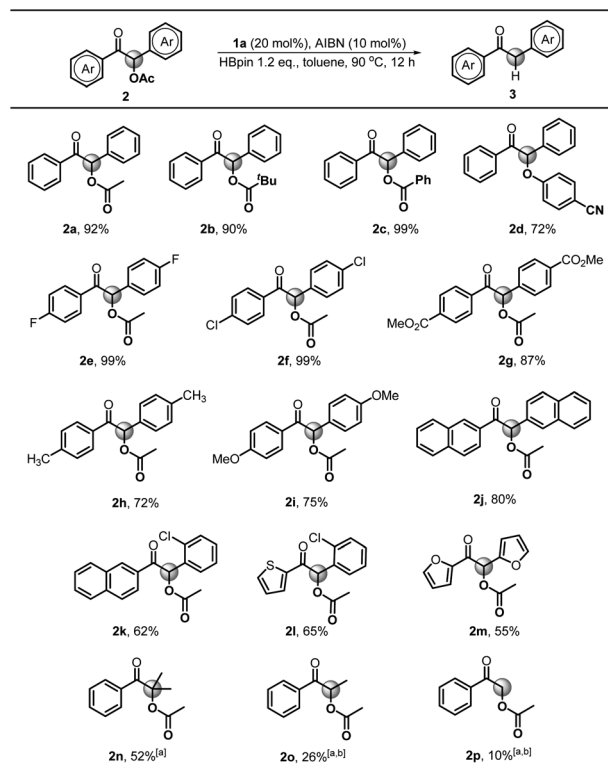
Scheme 2 Chemical transformations of *N*-heterocyclic phosphines **NHPs** in reduction reactions.



simple *O*-acetylated benzoin **2a** as the standard substrate – an attractive precursor for accessing  $\alpha$ -aryl ketone which is a common pharmacophore and also present in numerous biologically active natural products.<sup>18</sup> As shown in Table 1, treatment of **2a** with 20 mol% catalyst **1a**, 10 mol% initiator AIBN and 1.2 equiv. HBpin in toluene solution harvested the product 1,2-diphenylethanone **3a** in 92% isolated yield (entry 1). Decreasing the catalyst loading led to an inferior result (62%, entry 2). Replacement of **1a** with structurally similar **1b** gave a much lower yield (<10%, entry 3), which is primarily because the weak reducing capacity of **1b**-derived phosphinyl radical ( $E_{\text{ox}} = -1.94$  V vs. Fc in MeCN)<sup>17a</sup> prevents its electron transfer to **2a**. The same reason can be applied to account for the poor results of **1c** and **1d** catalysts (<5%, entry 4 and 5). When a stronger hydride donor **1e** was employed, a moderate yield (46%, entry 6) was obtained along with 40% byproduct of direct hydride transfer. This may be because enhancing the reducing ability of **1e** can simultaneously accelerate its hydride transfer to carbonyl groups, which competes with the electron transfer between its derived phosphinyl radical and benzoin. Commercially available borane ammonia ( $\text{NH}_3 \cdot \text{BH}_3$ ) was also examined, furnishing no desired product (<5%, entry 7). In addition, the absence of AIBN, heating or catalyst **1a** cannot render efficient C–O bond cleavage (entry 8–10). Therefore, 20 mol% **1a**, 10 mol% AIBN and 1.2 equiv. HBpin in toluene solution were eventually used as the standard conditions.

Next, we explored the substrate scope starting with different benzoin derivatives **2** (Scheme 4). Besides the acetate, the reaction presented here also worked very well for other leaving groups, such as pivalate **2b**, benzoate **2c** and 4-cyanophenolate **2d**, affording the product 1,2-diphenylethanone **3a** in good to excellent yields (72–99%). Then, a series of benzoin derivatives with diverse substituents (**2e–i**) were synthesized to examine the functional group tolerance. As seen, the substrates with electron-withdrawing F (**2e**) and Cl (**2f**) groups gave almost quantitative yields (99%). Noteworthily, in contrast to the previously reported Ru-based photocatalytic deoxygenation,<sup>3b</sup> the reaction presented here could tolerate the ester group well and gave **3g** in 87% yield. As for electron-donating substituents, such as methyl (**2h**) and methoxy groups (**2i**), the reaction yields were slightly reduced (72% and 75%), which may be ascribed to their lower reduction potentials. Replacement of the phenyl group with naphthyl (**2j**) afforded the product **3j** in a good yield (80%). Furthermore, some cross-benzoin analogues were also investigated. The unsymmetrical counterpart **2k** gave **3k** in a moderate yield (62%). Similarly, heteroaromatic substrates (**2l** and **2m**) generated corresponding products in 65% and 55% yields, respectively. Additionally, we examined the acyloin derivative **2n** which was previously reported to give a base promoted aldol-type cyclization byproduct in the SED system.<sup>4</sup> Notably, our conditions are mild enough for selective cleavage of its C–O bond in a moderate yield (52%), although **1a** was necessarily employed as a stoichiometric reductant. However, the analogs **2o** and **2p** gave poor yields, possibly due to the less stability of their corresponding radical intermediates.

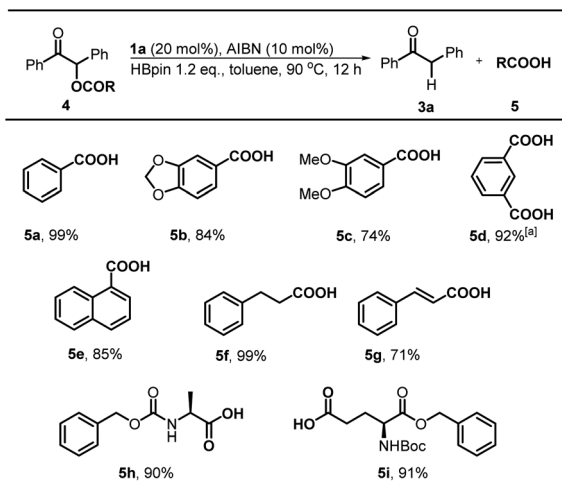
Desyl is a classical protection group in organic chemistry and biology.<sup>3c,19</sup> We wondered whether the same reaction could



**Scheme 4** Substrate scope for C–O bond activation. Conditions unless otherwise specified: **2** (0.4 mmol), AIBN (0.04 mmol), **1a** (0.08 mmol), HBpin (0.48 mmol) in toluene (1.0 mL). Isolated yields were given. [a] 0.4 mmol of **1a** was used. [b] NMR yields using 1,3,5-trimethoxybenzene as the internal standard.

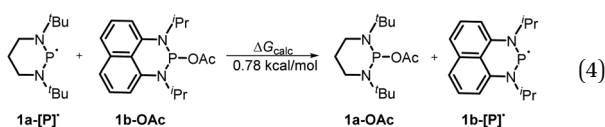
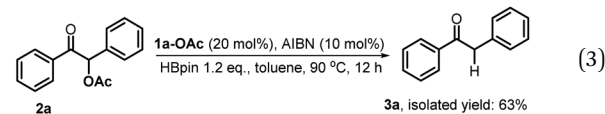
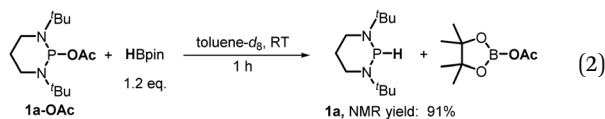
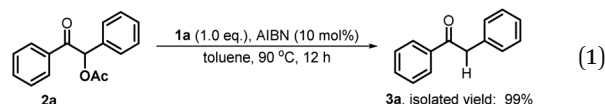
serve as a practical strategy to realize catalytic deprotection of various desyl-protected carboxylic acids under metal-free conditions. To assess its feasibility, we tested some carboxylic acids, including aromatic, aliphatic, and amino acids. The results revealed a good tolerance for the present method. As shown in Scheme 5, the substrate **4a** gave benzoic acid **5a** in a quantitative yield (99%) under the standard conditions. And, the reaction was compatible well with the susceptible acetal moiety and furnished **5b** in a good yield (88%). This result indicated the high selectivity of our system to the targeted C–O bond. Substrate **4c** with electron-donating groups was also found feasible, and afforded the deprotected product **5c** in a slightly lower yield (74%). Interestingly, for the isophthalic acid system whose two carboxylic groups were both protected by desyl groups, the deprotection was proved to be highly reactive, and afforded the fully-deprotected product **5d** in an excellent yield (92%). 1-Naphthoic acid **5e** could be obtained in a good yield of 85% after deprotection. Furthermore, the deprotection of aliphatic acids **4f** furnished **5f** in an almost quantitative yield (99%). However, similar **5g** with an additional conjugated double bond was obtained in a diminished yield (71%). More importantly, our protocol is also applicable in amino acid systems. As seen, **5h** was obtained in 90% yield with conformational retention, and the deprotection of **4i** was not affected by other commonly-used protecting group Boc, giving the product **5i** in 91% yield.



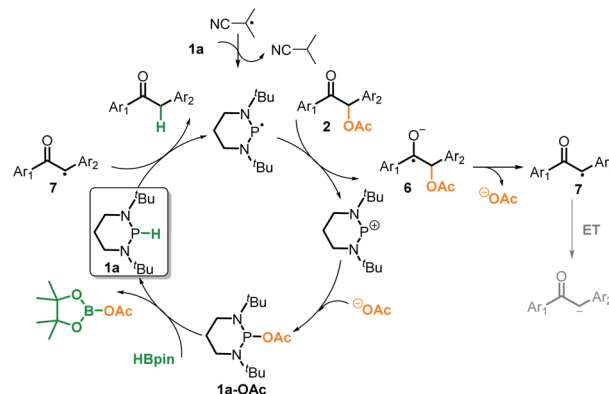


**Scheme 5** Substrate scope for catalytic deprotection with desyl as the protecting group. Conditions: **4** (0.4 mmol), AIBN (0.04 mmol), **1a** (0.08 mmol), HBpin (0.48 mmol) in toluene (1.0 mL). Isolated yields were given. [a] 0.96 mmol of HBpin was used.

Furthermore, we investigated the reaction mechanism by taking substrate **2a** as the template compound. As previously established in SED systems, benzoin derivatives were deemed to be reduced *via* a successive double-electron transfer mechanism, affording enolates as the intermediates which eventually captured a proton from the solvent.<sup>4</sup> Different from this double-electron transfer pathway, our system would operate in a single-electron reduction mechanism, however. This was deduced from the fact that one equivalent reductant **1a** could afford almost quantitative product **3a** (eqn (1)). Consequently, the present process clearly displays a superiority in atom economy over the previous SED systems. With respect to the catalyst regeneration, we conducted the reaction of the intermediate **1a-OAc** with HBpin in toluene-*d*<sub>8</sub> at room temperature (eqn (2)). Through monitoring the <sup>1</sup>H NMR and <sup>31</sup>P NMR spectra of the reaction mixture, it is found that as the intermediate **1a-OAc** gradually disappeared in about one hour (see ESI† for details), **1a** P-H bond was formed synchronously. This confirmed the effective regeneration of **1a** from HBpin. Moreover, when 20 mol% **1a-OAc** was used as the catalyst, the reduction could also work quite well to furnish the desired product in 63% yield (eqn (3)). Therefore, **1a-OAc** can be regarded as an intermediate in the catalytic cycle to regenerate **1a**. In addition, to exclude the possibility of a radical chain process, that is, a direct oxygen abstraction from benzoin by the phosphinyl radical, DFT calculations were conducted (see ESI† for details). The results showed that **1a-[P]•** and **1b-[P]•** have a comparable ability in abstracting the oxygen atom (with an energy difference of 0.78 kcal mol<sup>-1</sup>, eqn (4)). This failed to explain the disparate yields for **1a** and **1b** systems (90% vs. <10%). Besides, the difference in the oxidation potentials of **1a-[P]•** (*E*<sub>ox</sub> = -2.39 V) and of **1b-[P]•** (*E*<sub>ox</sub> = -1.94 V)<sup>17a</sup> is consistent well with the observed diverse reduction results. All these preferentially support an electron-transfer initiated reduction.



Based on the above control experiments and the computation, we outlined the catalytic cycle for reductive cleavage of C-O bonds in Scheme 6. The reaction is turned on by the isobutyronitrile radical, which abstracts a hydrogen-atom from diazaphosphinane **1a** to produce the actual reductant phosphinyl radical. This potent electron donor (*E*<sub>ox</sub> = -2.39 V) then transfers an electron to **2a** (*E*<sub>red</sub> = ~-2.3 V),<sup>3c,4</sup> furnishing the ketyl radical anion **6** and the corresponding phosphonium cation. The σ-C-O bond of the intermediate **6** is readily cleaved to afford the ketyl **7** and acetate. The ketyl **7** would not be further reduced into the corresponding enolate, but instead abstracts a hydrogen-atom from **1a** and simultaneously triggers the next catalytic cycle. Meanwhile, a combination of the stable phosphonium cation with acetate produces **1a-OAc**, which could regenerate the catalyst **1a** from the terminal reductant HBpin. Accordingly, the success of the present deoxygenation primarily attributes to two crucial factors: the mechanism switch from the



**Scheme 6** Proposed mechanism of C-O bond cleavage.



originally hydridic reduction to a kinetically more accessible electron reduction by the initiator azodiisobutyronitrile, and the “upconversion” of weakly reducing HBpin into strongly reducing diazaphosphinane by catalytic phosphorus species.<sup>20</sup> Moreover, in our systems, HBpin serves as both the electron and hydrogen-atom sources, namely the apparent hydride donor. This is different from what was known for the previous SED systems, in which the reductants only provide the electron, and hence, extraneous hydrogen sources are necessarily employed.

## Conclusions

In conclusion, we conducted the catalytic deoxygenation of benzoin substrates under transition-metal-free conditions with 1,3-di-*tert*-butyl-1,3,2-diazaphosphinane **1a** as the effective catalyst and HBpin as the terminal reductant. In contrast to the previously established hydridic reduction of carbonyl bonds by diazaphosphinane, this selective reduction of benzyl  $\sigma$ -C–O bonds was achieved through mechanism regulation. The present reaction features high efficiency, low cost and good chemo-selectivity, and is the first diazaphosphinane-catalyzed electron reduction, which not only enriched the reaction patterns of NHP chemistry, and also demonstrated promising application potential in the deprotection of amino acids and degradation of sugars and biopolymeric lignins. Further attempts to realize catalytic electron reductions by using analogous systems are currently under investigation.

## Conflicts of interest

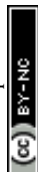
There are no conflicts to declare.

## Acknowledgements

We are grateful for the financial grants from National Natural Science Foundation of China (No. 21973052, 21933008, 21602116, 91745101), and National Science & Technology Fundamental Resource Investigation Program of China (No. 2018FY201200).

## Notes and references

- (a) D. H. R. Barton and S. W. McCombie, *J. Chem. Soc., Perkin Trans. 1*, 1975, 1574–1585; (b) A. Studer and S. Amrein, *Synthesis*, 2002, 835–849; (c) R. M. Lopez, D. S. Hays and G. C. Fu, *J. Am. Chem. Soc.*, 1997, **119**, 6949–6950; (d) J. M. Herrmann and B. König, *Eur. J. Org. Chem.*, 2013, 7017–7027; (e) M. M. Heravi, A. Bakhtiari and Z. Faghihi, *Curr. Org. Synth.*, 2014, **11**, 787–823.
- (a) J. D. Nguyen, B. S. Matsuura and C. R. J. Stephenson, *J. Am. Chem. Soc.*, 2014, **136**, 1218–1221; (b) H. Lange, S. Decina and C. Crestini, *Eur. Polym. J.*, 2013, **49**, 1151–1173; (c) C. Li, X. Zhao, A. Wang, G. W. Huber and T. Zhang, *Chem. Rev.*, 2015, **115**, 11559–11624; (d) K. K. Meier, S. M. Jones, T. Kaper, H. Hansson, M. J. Koetsier, S. Karkehabadi, E. I. Solomon, M. Sandgren and B. Kelemen, *Chem. Rev.*, 2018, **118**, 2593–2635.
- (a) H. R. Diéguez, A. López, V. Domingo, J. F. Arteaga, J. A. Dobado, M. M. Herrador, J. F. Quílez del Moral and A. F. Barrero, *J. Am. Chem. Soc.*, 2010, **132**, 254–259; (b) E. Speckmeier, C. Padié and K. Zeitler, *Org. Lett.*, 2015, **17**, 4818–4821; (c) E. Speckmeier and K. Zeitler, *ACS Catal.*, 2017, **7**, 6821–6826; (d) Y. Mostinski, D. Lankri, Y. Konovalov, R. Nataf and D. Tselikhovskiy, *Chem. Sci.*, 2019, **10**, 9345–9350; (e) G. L. Lackner, K. W. Quasdorf and L. E. Overman, *J. Am. Chem. Soc.*, 2013, **135**, 15342–15345; (f) M. M. Pichon, D. Hazelard and P. Compain, *Eur. J. Org. Chem.*, 2019, 6320–6332; (g) I. Chatterjee, D. Porwal and M. Oestreich, *Angew. Chem., Int. Ed.*, 2017, **56**, 3389–3391; (h) Sandeep, P. Venugopalan and A. Kumar, *Eur. J. Org. Chem.*, 2020, 2530–2536.
- S. P. Y. Cutulic, N. J. Findlay, S.-Z. Zhou, E. J. T. Chrystal and J. A. Murphy, *J. Org. Chem.*, 2009, **74**, 8713–8718.
- (a) C. A. Rose, S. Gundala, C.-L. Fagan, J. F. Franz, S. J. Connon and K. Zeitler, *Chem. Sci.*, 2012, **3**, 735–740; (b) I. Piel, M. D. Pawelczyk, K. Hirano, R. Fröhlich and F. Glorius, *Eur. J. Org. Chem.*, 2011, 5475–5484.
- (a) B. Xu, S.-F. Zhu, X.-D. Zuo, Z.-C. Zhang and Q.-L. Zhou, *Angew. Chem., Int. Ed.*, 2014, **53**, 3913–3916; (b) Y. Wei, B. Rao, X. Cong and X. Zeng, *J. Am. Chem. Soc.*, 2015, **137**, 9250–9253; (c) Y. Zhao, A. Aguilar, D. Bernard and S. Wang, *J. Med. Chem.*, 2015, **58**, 1038–1052; (d) J. Ke, Y. Tang, H. Yi, Y. Li, Y. Cheng, C. Liu and A. Lei, *Angew. Chem., Int. Ed.*, 2015, **54**, 6604–6607; (e) C. C. C. Johansson and T. J. Colacot, *Angew. Chem., Int. Ed.*, 2010, **49**, 676–707; (f) J. M. Fox, X. Huang, A. Chieffi and S. L. Buchwald, *J. Am. Chem. Soc.*, 2000, **122**, 1360–1370.
- (a) S. Chakraborty and H. Guan, *Dalton Trans.*, 2010, **39**, 7427–7436; (b) S. Chakraborty, P. Bhattacharya, H. Dai and H. Guan, *Acc. Chem. Res.*, 2015, **48**, 1995–2003.
- (a) M. Heshmat and T. Privalov, *Chem.–Eur. J.*, 2017, **23**, 9098–9113; (b) C. C. Chong, H. Hirao and R. Kinjo, *Angew. Chem., Int. Ed.*, 2015, **54**, 190–194; (c) S. Burck, D. Gudat, M. Nieger and W.-W. Du Mont, *J. Am. Chem. Soc.*, 2006, **128**, 3946–3955.
- J. Chen, Z. Zhang, D. Liu and W. Zhang, *Angew. Chem., Int. Ed.*, 2016, **55**, 8444–8447.
- (a) B. Lu, J. Li, G. Lv, Y. Qi, Y. Wang, T. Deng, X. Hou and Y. Yang, *RSC Adv.*, 2016, **6**, 93956–93962; (b) X. Wang and R. Rinaldi, *ChemSusChem*, 2012, **5**, 1455–1466.
- A. Fuerstner, A. Hupperts, A. Ptock and E. Janssen, *J. Org. Chem.*, 1994, **59**, 5215–5229.
- L. Zhang and L. Jiao, *Chem. Sci.*, 2018, **9**, 2711–2722.
- (a) J. A. Murphy, *J. Org. Chem.*, 2014, **79**, 3731–3746; (b) E. Doni and J. A. Murphy, *Chem. Commun.*, 2014, **50**, 6073–6087; (c) S. Rohrbach, R. S. Shah, T. Tuttle and J. A. Murphy, *Angew. Chem., Int. Ed.*, 2019, **58**, 11454–11458; (d) J. Broggi, T. Terme and P. Vanelle, *Angew. Chem., Int. Ed.*, 2014, **53**, 384–413.
- D. Gudat, A. Haghverdi and M. Nieger, *Angew. Chem., Int. Ed.*, 2000, **39**, 3084–3086.
- (a) C. C. Chong, B. Rao and R. Kinjo, *ACS Catal.*, 2017, **7**, 5814–5819; (b) M. R. Adams, C. H. Tien, B. S. N. Huchenski, M. J. Ferguson and A. W. H. Speed,



- Angew. Chem., Int. Ed.*, 2017, **56**, 6268–6271; (c) C. C. Chong and R. Kinjo, *Angew. Chem., Int. Ed.*, 2015, **54**, 12116–12120; (d) S. Miaskiewicz, J. H. Reed, P. A. Donets, C. C. Oliveira and N. Cramer, *Angew. Chem., Int. Ed.*, 2018, **57**, 4039–4042; (e) M. R. Adams, C. H. Tien, R. McDonald and A. W. H. Speed, *Angew. Chem., Int. Ed.*, 2017, **56**, 16660–16663; (f) J. H. Reed, P. A. Donets, S. Miaskiewicz and N. Cramer, *Angew. Chem., Int. Ed.*, 2019, **58**, 8893–8897; (g) D. Gudat, *Dalton Trans.*, 2016, **45**, 5896–5907; (h) Y.-C. Lin, E. Hatzakis, S. M. McCarthy, K. D. Reichl, T.-Y. Lai, H. P. Yennawar and A. T. Radosevich, *J. Am. Chem. Soc.*, 2017, **139**, 6008–6016; (i) B. Rao, C. C. Chong and R. Kinjo, *J. Am. Chem. Soc.*, 2018, **140**, 652–656.
- 16 J. Zhang, J.-D. Yang and J.-P. Cheng, *Angew. Chem., Int. Ed.*, 2019, **58**, 5983–5987.
- 17 (a) J. Zhang, J.-D. Yang and J.-P. Cheng, *Chem. Sci.*, 2020, **11**, 3672–3679; (b) J. Zhang, J.-D. Yang and J.-P. Cheng, *Chem. Sci.*, 2020, **11**, 4786–4790.
- 18 S. T. Sivanandan, A. Shaji, I. Ibnusaud, C. C. C. J. Seechurn and T. J. Colacot, *Eur. J. Org. Chem.*, 2015, 38–49.
- 19 P. Klán, T. Šolomek, C. G. Bochet, A. Blanc, R. Givens, M. Rubina, V. Popik, A. Kostikov and J. Wirz, *Chem. Rev.*, 2013, **113**, 119–191.
- 20 M. A. Syroeshkin, F. Kuriakose, E. A. Saverina, V. A. Timofeeva, M. P. Egorov and I. V. Alabugin, *Angew. Chem., Int. Ed.*, 2019, **58**, 5532–5550.

