



Cite this: *Environ. Sci.: Processes Impacts*, 2025, 27, 3420

Optimal lime materials for mitigating global warming potential with and without straw application in acidic upland soil

Zhe Shen,^a Kailou Liu,^b Jiwen Li,^c Nano Alemu Daba,^a Md Ashraful Alam,^a Kiya Adare Tadesse,^a Tianfu Han^d and Huimin Zhang^{ib}*^{ae}

Lime and crop straw are widely applied to mitigate soil acidification and improve soil fertility. However, how different lime materials interact with straw to influence greenhouse gas (GHG) emissions from acidic upland soils remains poorly understood. This study explored how different lime materials and their interaction with straw affect GHG emissions. Here, we conducted incubation experiments with acidic red soil to investigate the individual and combined effects of liming materials, including $\text{Ca}(\text{OH})_2$, CaO , and CaCO_3 , as well as rice straw addition on nitrous oxide (N_2O) and carbon dioxide (CO_2) emissions. Our findings demonstrated that in the absence of straw, liming increased N_2O emission by 20.3% (CaO) to 78.2% ($\text{Ca}(\text{OH})_2$). CaCO_3 application raised CO_2 emissions by 182.7%, while CaO and $\text{Ca}(\text{OH})_2$ decreased CO_2 emissions by 37.3% and 43.2%, respectively. Adding straw alone enhanced N_2O and CO_2 emissions by 80.69% and 302.7%, respectively. When combined with straw, liming further increased N_2O emissions by 85.0% to 140.1%, with $\text{Ca}(\text{OH})_2$ causing the highest emissions. CaCO_3 increased CO_2 emissions by 37.3% when combined with straw, whereas CaO and $\text{Ca}(\text{OH})_2$ reduced CO_2 emissions by 31.6% and 32.2%, respectively. Straw addition significantly increased global warming potential (GWP). Applying CaO and $\text{Ca}(\text{OH})_2$ decreased GWP, whereas CaCO_3 increased it with straw application. Compared to CaCO_3 , CaO and $\text{Ca}(\text{OH})_2$ application resulted in a lower GWP, making them optimal lime materials for reducing acidification and mitigating GHG emissions. Linear regression and partial least squares path (PLS-PM) analyses indicated that soil carbon, nitrogen, and microbial biomass significantly influenced N_2O emissions under lime and straw application, while CO_2 emissions were unaffected by these soil properties. Both lime and straw addition increased microbial biomass carbon (MBC) and nitrogen (MBN), dissolved organic carbon (DOC), and NH_4^+-N contents, but decreased NO_3^--N content, leading to higher N_2O emissions. CO_2 emissions were influenced by the chemical reactions of various lime materials in the soil. These findings suggest that selecting appropriate lime materials can significantly mitigate greenhouse gas emissions from acidic soils, contributing to more sustainable agricultural practices.

Received 26th June 2025
Accepted 20th October 2025

DOI: 10.1039/d5em00494b

rsc.li/esp

Environmental significance

The application of lime and crop straw in acidic upland soils plays a critical role in mitigating soil acidification and improving fertility, and significantly influence greenhouse gas (GHG) emissions. This study highlights how different lime materials (CaO , $\text{Ca}(\text{OH})_2$, CaCO_3), alone or combined with straw, distinctly influence GHG emissions. Increased N_2O emissions and decreased CO_2 emissions were observed under the combination of lime (CaO and $\text{Ca}(\text{OH})_2$) and straw. Compared to CaCO_3 , CaO and $\text{Ca}(\text{OH})_2$ application resulted in a lower GWP, making them optimal lime materials for reducing acidification and mitigating GHG emissions. These findings support optimized lime and straw management to enhance soil health and reduce climate impacts, guiding sustainable agriculture in acidic soils.

^aState Key Laboratory of Efficient Utilization of Arid and Semi-arid Arable Land in Northern China, Institute of Agricultural Resources and Regional Planning, Chinese Academy of Agricultural Sciences, Beijing 100081, China. E-mail: zhanghuimin@caas.cn

^bJiangxi Institute of Red Soil and Germplasm Resources, Jinxian, Jiangxi 331717, China

^cKey Laboratory of Ecosystem Network Observation and Modeling, Institute of Geographic Sciences and Natural Resources Research, Chinese Academy of Sciences, Beijing 100101, China

^dSchool of Agricultural Sciences, Zhengzhou University, Zhengzhou 450001, China

^eQiyang Farmland Ecosystem National Observation and Research Station, Institute of Agricultural Resources and Regional Planning, Chinese Academy of Agricultural Sciences, Qiyang, Hunan 426182, China



Introduction

Fertilizer application is one of the most efficient measures for improving agricultural productivity and ensuring food security.^{1,2} However, recently, excessive use of chemical fertilizers, particularly nitrogen (N) fertilizers, has led to pronounced environmental consequences, such as decreased soil pH and increased greenhouse gas (GHG) emissions in arable land.^{3–5} To overcome soil acidification and promote sustainable agriculture, management approaches like liming and straw return have been recommended, which have great potential to regulate GHG emissions.^{6–8}

Nitrous oxide (N₂O) and carbon dioxide (CO₂) are the primary GHGs emitted from upland soils under aerobic conditions. These gases are produced during carbon (C) and N cycling and are regulated by soil pH, C, and N availability.^{9–11} Lime application can increase soil pH and improve the availability of C and N for microbes, promoting microbial activities and release of N₂O and CO₂ in acidic soils.^{12,13} The excessive emissions of N₂O and CO₂ into the atmosphere have escalated the global warming potential. In contrast, liming has also been found to mitigate N₂O emissions and reduce GWP by controlling the N₂O/(N₂O + N₂) production ratio in acidic soils.^{7,14,15} Several studies have demonstrated that liming reduced CO₂ emissions due to the physical protection of soil organic carbon (SOC) *via* improved soil structure,^{16,17} and lowered the carbon requirements of soil microbes from increased soil pH.¹⁸ These inconsistent findings obscure the overall understanding of GWP responses to liming, potentially due to variable soil properties, lime materials, and application rates. Prior research has mostly examined the impact of various soil conditions and lime application rates on GHG emissions,^{19–21} often overlooking the importance of lime materials. Different lime materials cause distinct alterations in soil pH and nutrient availability,^{22,23} producing different impacts on microbial activities and the associated emissions of N₂O and CO₂. Furthermore, the chemical reactions of various lime materials in acidic soils lead to distinct CO₂ fluxes. Quicklime (CaO) and hydrated lime (Ca(OH)₂) release OH[−], which directly neutralizes H⁺ in soil without producing CO₂. As pH increases, OH[−] can further react with soil CO₂ (derived from root and microbial respiration) to form CO₃^{2−}, which combines with Ca²⁺ to precipitate as CaCO₃, thus constituting a temporary carbon sink.²⁴ In contrast, the fate of carbonate materials (*e.g.*, CaCO₃) is more complex: under strongly acidic soil conditions, their dissolution directly releases CO₂; whereas under weakly acidic conditions (mainly caused by soil CO₂ dissolving into carbonic acid), the reaction CaCO₃ + H₂CO₃ → Ca²⁺ + 2HCO₃[−] occurs, leading to CO₂ fixation and functioning as a carbon sink.^{25,26} Therefore, the total greenhouse gas emissions following lime application to acidic soils are determined not only by microbial processes but also by these chemical reactions. However, the response and underlying mechanisms of greenhouse gas emissions to different liming materials remain unclear.

Crop straw can also exert a liming effect in acidic soils.^{27,28} The acidified soil exhibits not only a low pH, but also poor soil structure and limited fertility. Although straw is less effective than

lime in reducing soil acidification,²⁹ prior research has shown that straw return can enhance nutrient availability and improve soil structure, acting as a recommended strategy for improving acidic soils.³⁰ In highly acidic soils, combining straw with lime can elevate soil pH and enhance soil fertility.³¹ As an organic amendment, crop straw can facilitate microbial mineralization, leading to the release of C and N and increased CO₂ and N₂O production.^{32,33} Additionally, straw may also function as a potential energy source for denitrifiers, enhancing denitrification and N₂O emission.³⁴ The findings of a recent meta-analysis demonstrated that straw return generally results in higher GWP.³⁵ The impact of straw on soil GHG emissions can be impacted by soil properties, such as pH.³⁶ Therefore, straw incorporation and liming could potentially cooperate to influence GHG emissions. Liming increases soil pH and alters microbial communities, which influences the decay rate of crop straw and affects the availability of C and N for microbial mineralization.^{37,38} The study conducted by Zhao *et al.* revealed that adding lime increased straw-derived C content and reduced straw-derived CO₂.²⁴ However, the combined effects of liming and straw incorporation on N₂O and CO₂ emissions remain unclear.

This study involved conducting incubation experiments using acidic red soil to evaluate the impact of different lime materials such as Ca(OH)₂, CaO, and CaCO₃ and straw incorporation on GHG emissions. The aim of this study was to (1) investigate the respective and combined effects of various liming materials and straw on N₂O and CO₂ emissions in acidic upland soil, (2) characterize the impact of soil pH, C, and N availability on N₂O and CO₂ emissions in the presence of liming and straw return, and (3) identify optimal lime materials with straw return for reducing GWP in upland soils. Results from this study may assist in developing appropriate management strategies for effectively mitigating GHG emissions and alleviating acidification.

Materials and methods

Site description and soil sampling

Acidified soil samples were obtained from a long-term field experiment in upland soil located at Zhanggong Town, Jinxian County, Jiangxi Province, China (28°21′6.08″ N, 116°10′21.66″ E). The research site experiences a subtropical climate, characterized by an average annual temperature of 17.2 °C and an annual precipitation of 1549 mm. The soil originates from quaternary red material and is classified as red soil according to the Chinese soil classification system, or as Ferralic Cambisol by FAO standards. This long-term experiment began in 1986, using a rotation of double maize. The field experiment employed a completely randomized block design, encompassing ten different fertilizer treatments and three replications. For this study, we chose NPK treatment, which involves applying chemical N, phosphorus (P), and potassium (K) fertilizers at rates of 60 kg N per ha, 30 kg P per ha, and 60 kg K per ha during each season. Prior to maize sowing, 40% of the chemical N and K fertilizer and 100% of the chemical P fertilizer were applied, with the 60% N and K fertilizer added during the vegetative stage (V12). As a result of the prolonged application of chemical N fertilizer, the soil experienced significant acidification,



with a pH decrease from 6.00 to 4.68.³⁹ Other fundamental soil properties prior to incubation were 7.86 g kg⁻¹, 86.63, 18.20, and 220.83 mg kg⁻¹ for SOC, available N (AN), available P (AP), and available K (AK), respectively.

Following the harvest of the early maize in July 2018, samples were obtained from undisturbed surface soil (0–20 cm) using a soil auger. Five soil cores were combined into a single composite sample from each plot. The soil samples were air-dried in the laboratory, and visible roots, organic residues, and stone debris were manually removed. The dried soil samples were then sieved through a 2 mm mesh for physical and chemical analyses as well as for incubation experiments.

Liming materials and straw preparation

We used three different liming materials (CaO, Ca(OH)₂, and CaCO₃) obtained from Aladdin Chemicals Co. Ltd (Shanghai, China). Rice straw was harvested in November 2018 from a paddy field in Jinxian. The rice straw was dried at 60 °C to a constant weight, cut into 2 mm pieces, and then stored in a sealed jar. The total carbon and nitrogen contents of the straw were 381 and 8.83 g kg⁻¹, respectively.

Incubation experiment

The air-dried soils were adjusted to 45% of their water-holding capacity (WHC) before undergoing a 7-day pre-incubation period in darkness at 25 °C to stimulate and restore microbial activity. Subsequently, 150 g samples of dried soil were transferred to 500 mL glass bottles for further processing. Treatments were separated into two groups: those with straw addition and those without straw addition. Each group encompassed the following treatments: (i) CK (control, without lime); (ii) CaO; (iii) Ca(OH)₂; (iv) CaCO₃. This study utilized a completely randomized design with three replications for each treatment. The application rates for the liming materials were as follows: 3.00 g per kg dry soil for CaO, 3.81 g per kg dry soil for Ca(OH)₂, and 5.16 g per kg dry soil for CaCO₃, determined by a neutralization titration experiment targeting a pH of 7. The application rate of rice straw was 5 g per kg dry soil, equivalent to a field application rate of 12 t ha⁻¹. The amendments and soil were thoroughly combined, and each treatment was adjusted to 65% WHC. The mixtures were then placed in a dark environment at 25 °C for a period of 30 days. Soil moisture was regulated by the addition of deionized water every other day to maintain a consistent water content of 65% WHC during the entire incubation.

Gas sampling and analysis and GWP calculation

Gas samples were collected on days 1, 2, 3, 5, 7, 9, 11, 13, 15, 18, 21, 24, 27, and 30 of the incubation period. For each sample, the glass bottle was left open for 30 minutes to allow fresh air to enter prior to sampling. Subsequently, it was sealed with a rubber plug for 60 minutes. Two gas samples were obtained at two different time points: immediately after closure and after 60 minutes. The CO₂ and N₂O concentrations in each gas sample were characterized using a Gas Chromatograph (Agilent Technology 7890 B, USA). The gas flux and cumulative emissions were calculated using eqn (1) and (2), respectively.

$$F = \rho \times \Delta C / \Delta T \times V / W \times \frac{273}{(273 + T)} \times f \quad (1)$$

$$E = \sum_{i=1}^n \frac{F_i + F_{i+1}}{2} \times (t_{i+1} - t_i) \times 24 \quad (2)$$

where F denotes the emission rate of N₂O (μg N per kg soil per h) and CO₂ (mg C per kg soil per h), the symbol ρ represents the gas density under standard temperature conditions; ΔC indicates the variation in gas concentration between the initial and 60-minute time points during jar closure; ΔT refers to the duration of jar closure (in hours); V represents the volume of gas space within the bottle (m³); W signifies the mass of soil (kg); T indicates the temperature of the experiment (25 °C); and f represents the conversion coefficient, which is 28/44 for N₂O and 12/44 for CO₂ when calculating emission fluxes. E is the cumulative N₂O (μg per kg soil) and CO₂ (mg per kg soil) emissions, and F_i and F_{i+1} are the emission rates of N₂O and CO₂ at time t_i and t_{i+1} , respectively.

GWP was expressed in terms of CO₂ equivalencies, and the GWP was 273 for N₂O (IPCC, 2021). The formula used was as follows:

$$\text{GWP (mg CO}_2\text{-eq per kg soil)} = 273 \times \text{N}_2\text{O (mg N}_2\text{O per kg soil)} + \text{CO}_2 \text{ (mg CO}_2\text{ per kg soil)} \quad (3)$$

Soil analysis

Following incubation, soil samples were harvested to analyze various parameters, including soil pH, microbial biomass carbon (MBC) and nitrogen (MBN), dissolved organic carbon (DOC), soil organic carbon (SOC), and mineral nitrogen (NH₄⁺-N and NO₃⁻-N). Soil pH was determined through a pH meter (Mettler Toledo, Columbus, USA) from slurries of samples prepared with a soil to water ratio of 1 : 2.5. The concentrations of soil MBC and MBN were evaluated using the chloroform fumigation-extraction method.⁴⁰ Fresh soil was fumigated with chloroform, and both fumigated and unfumigated samples were incubated in darkness at 25 °C for 24 hours. Subsequently, the samples underwent extraction using a solution of 0.05 M K₂SO₄, and the extracts were analyzed using a TOC/TN analyzer (multi-C/N 3100, Germany). MBC and MBN were computed based on the difference in C and N concentrations between fumigated and unfumigated extracts. Soil DOC was the concentration of total organic C in the unfumigated sample. SOC was evaluated using the K₂Cr₂O₇ titration method.⁴¹ Soil NH₄⁺-N and NO₃⁻-N were extracted using 2 M KCl and quantified using an automated flow injection analyzer (Tecator FIA Star 5000 analyzer, Foss Tecator, Sweden).⁴²

Statistical analysis

Prior to analysis, the normality of all data was assessed using the Kolmogorov–Smirnov test. One-way analysis of variance (ANOVA) was conducted using SPSS software (SPSS, Inc., USA), with a significance level of $p \leq 0.05$ for the least significant difference (LSD). The relationship between gas emissions and



soil properties was examined through regression analysis. Additionally, partial least squares path modeling (PLS-PM) was performed using the “plsmpm” package in R 3.5.2 software (R Core Team, 2020), to identify pathways and key factors influencing gas emissions. Model quality was evaluated using the “goodness of fit” statistic.

Results

N₂O and CO₂ emissions under different lime materials and straw amendments over the 30-day incubation period

The N₂O fluxes increased following the addition of lime and straw compared to the non-amended soil, with peak emissions of N₂O occurring on the second day before declining exponentially thereafter (Fig. 1a and b). Liming enhanced cumulative N₂O emissions regardless of straw presence (Fig. 1c). Without straw, lime application led to a notable increase in N₂O emission by 20.3–78.2% ($p \leq 0.05$), with the Ca(OH)₂ treatment exhibiting the most pronounced effect. Incorporating straw alone increased cumulative N₂O emissions by 80.69% compared to non-amended soil. In the presence of straw, liming increased cumulative N₂O emissions by 85.0–140.1% compared to soil that received only straw, with the highest level in the Ca(OH)₂ and straw combination treatment. The cumulative N₂O emissions showed no significant difference between the CaO and CaCO₃ treatments, regardless of straw administration.

The effect of liming on CO₂ emissions varied significantly contingent upon the lime materials used (Fig. 2a–c). The addition of CaCO₃ immediately increased CO₂ fluxes compared to

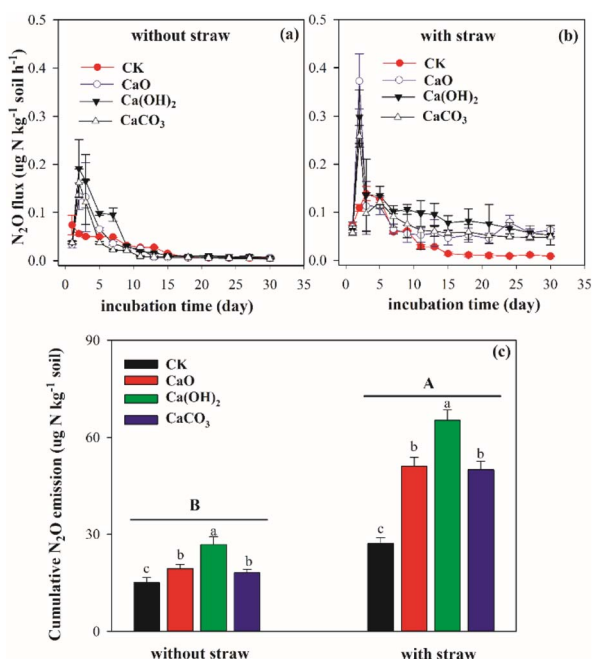


Fig. 1 N₂O fluxes and (a and b) and cumulative emissions (c) from different treatments over the 30-day incubation period. Error bars represent standard errors of the mean values ($n = 3$). Different uppercase letters and lowercase letters indicated the significant difference between straw and no straw treatments, and the difference among different lime materials treatments ($P < 0.05$), respectively.

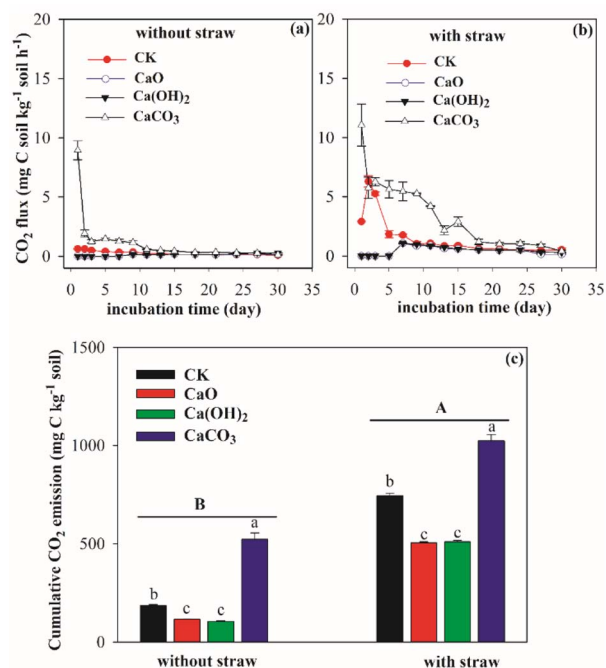


Fig. 2 CO₂ fluxes and (a and b) and cumulative emissions (c) from different treatments over the 30-day incubation period. Error bars represent standard errors of the mean values ($n = 3$). Different uppercase letters and lowercase letters indicated the significant difference between straw and no straw treatments, and the difference among different lime materials treatments ($P < 0.05$), respectively.

non-limed soil, regardless of straw presence, with emission declining exponentially at later stages of incubation (Fig. 2a and b). In the absence of straw, the application of CaO and Ca(OH)₂ reduced CO₂ emissions to zero within the first five days of incubation, after which emissions slightly increased and stabilized. The incorporation of straw alone resulted in an increase in CO₂ fluxes when compared to non-amended soil, peaking on the second day. In the presence of straw, CO₂ emissions decreased to zero in the first four days following the application of CaO and Ca(OH)₂, then slightly increased, peaking on the seventh day. The application of CaCO₃ increased cumulative CO₂ emissions by 182.7% compared to the non-amended soil lacking straw, and by 37.3% compared to soil with only straw (Fig. 2c). Without straw supplementation, CO₂ emissions significantly decreased by 37.3% and 41.0% due to the application of CaO and Ca(OH)₂, respectively. Straw incorporation alone enhanced cumulative CO₂ emissions by 302.7% compared to non-amended soil. With straw addition, the application of CaO and Ca(OH)₂ decreased cumulative CO₂ emissions by 32.2% and 31.6%, respectively, relative to soil with only straw.

Global warming potential

Over the 30-day incubation period, in the absence of straw, the addition of CaO and Ca(OH)₂ did not significantly change GWP, whereas the addition of CaCO₃ increased GWP by 281.4% (Fig. 3). The addition of straw alone increased GWP by 301.3%.



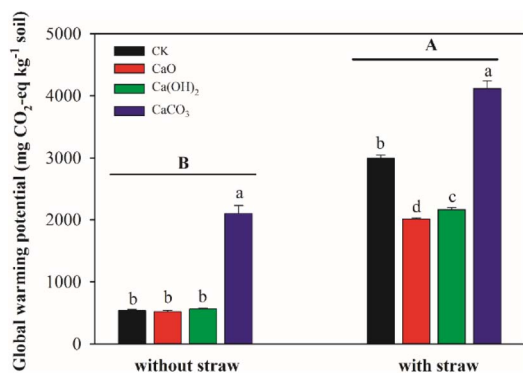


Fig. 3 Global warming potential in different treatments over the 30-day incubation period. Error bars represent standard errors of the mean values ($n = 3$). Different uppercase letters and lowercase letters indicated the significant difference between straw and no straw treatments, and the difference among different lime materials treatments ($P < 0.05$), respectively.

In the presence of straw, the application of CaO and Ca(OH)₂ reduced GWP by 32.8% and 27.7%, respectively, compared to soil amended only with straw. The GWP for the combination of CaCO₃ and straw reached the highest level at 4114.9 mg CO₂-eq per kg soil, representing a 37.4% increase compared to straw addition alone.

Soil properties under different lime treatments and straw amendments

The pH values of the limed soil (ranging from 6.65 to 7.15) were significantly higher than the unlimed soil (ranging from 4.55 to 4.65) regardless of the presence of straw, with the highest pH observed in the Ca(OH)₂ treatment (Table 1). Straw addition did not impact soil pH. In the absence of straw, the DOC content increased significantly by 14.5–43.1% due to lime application, with a more pronounced response in the Ca(OH)₂ treatment. Straw incorporation alone increased DOC by 15.9% compared to non-amended soil. In the presence of straw, liming elevated DOC content by 27.3–48.3% relative to the soil only subjected to straw, with the highest DOC found under liming with Ca(OH)₂ and straw combination. The trends for MBC and MBN mirrored those for DOC under lime and straw application. Liming

increased MBC and MBN concentrations with or without straw addition, while the addition of straw alone led to a 38.2% increase in MBC and a 49.8% increase in MBN. However, the SOC content did not show significant differences across lime and straw treatments.

Liming significantly increased NH₄⁺-N by 55.5% to 223.5% but decreased NO₃⁻-N content by 62.5% to 80.2% across both straw and non-straw treatments, with the most pronounced effects in the Ca(OH)₂ treatment. The addition of straw alone did not affect NH₄⁺-N but decreased NO₃⁻-N content by 36.0% compared to non-amended soil.

Relationships between N₂O, CO₂ emissions, and soil properties

The results of the regression analysis indicated a significant positive correlation between N₂O emissions and soil pH, DOC, NH₄⁺-N, MBC, and MBN, as well as a negative correlation with NO₃⁻-N (Fig. 4a–f). Conversely, no significant correlation was identified between CO₂ emission and soil properties across treatments with lime and straw addition (Fig. S1). Soil N₂O emissions were significantly impacted by soil pH, soil C and N, and microbial biomass, collectively accounting for 87% of the variance in N₂O emission across treatments, as revealed by the PLS-PM (Fig. 5). Specifically, soil pH (standard coefficient = 0.553), soil C and N (standard coefficient = 0.649), and microbial biomass (standard coefficient = 0.553) exhibited direct positive effects on N₂O emission. Soil pH also exhibited an indirect effect on N₂O emission by positively modifying soil C and N (standard coefficient = 0.482) and microbial biomass (standard coefficient = 0.584). Furthermore, soil C and N indirectly regulated N₂O emission by influencing microbial biomass (standard coefficient = 0.816).

Discussion

Effects of different lime materials and straw application on N₂O emissions

In this study, the application of all three lime materials (CaO, Ca(OH)₂, and CaCO₃) resulted in an increase in N₂O emissions due to the higher DOC, NH₄⁺-N concentration, and microbial biomass in the liming treatments (Fig. 1 and Table 1). The

Table 1 Soil properties in different treatments at the end of the incubation period^a

Treatments	pH	SOC (g kg ⁻¹)	DOC (mg kg ⁻¹)	NH ₄ ⁺ -N (mg kg ⁻¹)	NO ₃ ⁻ -N (mg kg ⁻¹)	MBC (mg kg ⁻¹)	MBN (mg kg ⁻¹)	
Without straw	CK	4.65 ± 0.15 ^c	7.86 ± 0.15 ^a	29.85 ± 0.72 ^d	2.63 ± 1.38 ^d	19.81 ± 1.81 ^a	131.95 ± 3.20 ^e	13.07 ± 0.68 ^d
	CaO	6.75 ± 0.02 ^b	7.58 ± 0.11 ^a	36.53 ± 1.09 ^c	4.89 ± 0.19 ^c	4.98 ± 1.07 ^c	164.70 ± 9.62 ^c	17.83 ± 3.17 ^b
	Ca(OH) ₂	7.15 ± 0.22 ^a	7.45 ± 0.32 ^a	42.72 ± 1.82 ^b	6.42 ± 0.74 ^b	3.92 ± 0.77 ^d	182.52 ± 8.33 ^c	20.37 ± 2.59 ^b
	CaCO ₃	6.73 ± 0.04 ^b	7.56 ± 0.28 ^a	34.17 ± 1.61 ^c	4.69 ± 1.16 ^c	5.94 ± 1.46 ^c	154.37 ± 13.1 ^d	15.76 ± 0.74 ^c
With straw	CK	4.55 ± 0.12 ^c	8.18 ± 0.40 ^a	34.59 ± 2.45 ^c	2.72 ± 0.75 ^d	12.69 ± 0.83 ^b	181.88 ± 17.6 ^c	19.58 ± 0.75 ^b
	CaO	6.65 ± 0.16 ^b	8.26 ± 0.29 ^a	46.26 ± 3.24 ^b	7.66 ± 1.51 ^a	4.23 ± 0.42 ^c	243.17 ± 11.3 ^b	22.12 ± 0.77 ^b
	Ca(OH) ₂	7.02 ± 0.08 ^a	7.73 ± 0.15 ^a	51.29 ± 2.08 ^a	8.80 ± 1.59 ^a	3.31 ± 0.46 ^d	282.02 ± 10.7 ^a	28.15 ± 2.67 ^a
	CaCO ₃	6.68 ± 0.06 ^b	8.25 ± 0.17 ^a	44.05 ± 3.61 ^b	6.57 ± 0.30 ^b	4.16 ± 0.39 ^c	233.99 ± 12.1 ^b	23.50 ± 3.10 ^b

^a SOC, soil organic carbon; DOC, dissolved organic carbon; MBC, microbial biomass carbon; MBN, microbial biomass nitrogen. The data presented in the table represent the mean and standard error values, with lowercase letters denoting a significant difference between treatments within each column ($P < 0.05$).



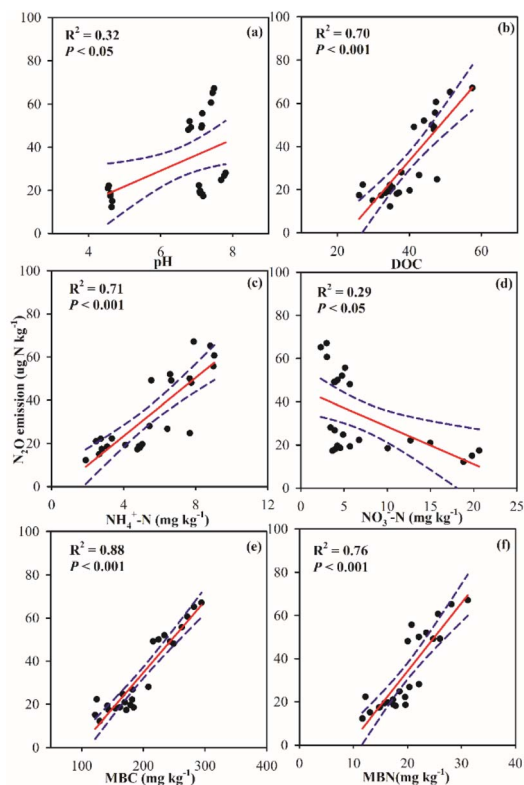


Fig. 4 Relationship between N_2O emission and soil pH (a), dissolved organic carbon (DOC) content (b), $\text{NH}_4^+\text{-N}$ (c), $\text{NO}_3^-\text{-N}$ (d), microbial biomass carbon (MBC) (e) and microbial biomass nitrogen (MBN) (f). The blue dashed lines represent the regression lines along with a 95% confidence interval ($P < 0.05$).

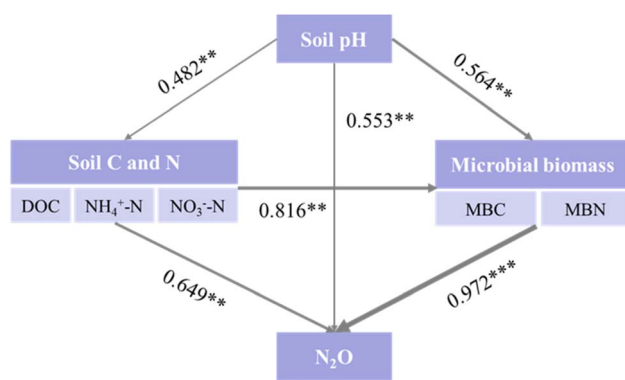


Fig. 5 Directed graph of the partial least squares path model (PLS-PM) of the effects of soil properties on N_2O . The width of arrows is proportional to the strength of path coefficients. Numbers adjacent to arrows denote standardized path coefficient, with ** and *** denoting $P < 0.01$ and $P < 0.001$, respectively. DOC, dissolved organic carbon; MBC, microbial biomass carbon; MBN, microbial biomass nitrogen. The Goodness of Fit (GoF) of model was 0.87.

positive impact of lime application on soil DOC mirrored previous studies,^{12,43} attributed to the pH-induced changes in soil organic matter solubilization.⁴⁴ Enhanced carbon availability and favorable pH conditions led to higher microbial biomass with lime addition,⁴⁵ thus resulting in enhanced

organic N mineralization and increased $\text{NH}_4^+\text{-N}$ content. The increase of substrate and enhanced microbial activity promoted nitrification, causing higher N_2O emissions.⁴⁶ The decrease in $\text{NO}_3^-\text{-N}$ may be due to its consumption during denitrification.⁷ However, previous studies have reported that the application of lime decreased the release of N_2O in acidic soils by enhancing N_2O reductase activity at higher pH during denitrification,^{47,48} which contrasts with our findings. This discrepancy can be explained by: (i) the soil used in the incubation experiment was seriously acidified ($\text{pH} < 5$), where lower pH could strongly inhibit the metabolic process of nitrifying and denitrifying microorganisms, decreasing N_2O emissions.^{49,50} (ii) The responses of N_2O emissions to liming can differ significantly over short-term incubation experiments and long-term field experiments.^{13,51} The immediate response to liming is a notable increase in N_2O emissions, likely attributed to a temporary enhancement of net N mineralization and nitrification resulting from increasing nutrient availability.⁵¹ In the short term, pH changes have limited influence on the microbial communities and N_2O reduction genes. Over longer periods, liming can significantly impact the ratio of N_2O to N_2 , influenced by changes in the microbial community and increased activity of N_2O reductase in response to higher soil pH, causing a decrease in N_2O emissions.^{7,52} The results of linear regression and PLS-PM also suggested that soil C and N, along with associated microbial biomass, had more significant direct effects on N_2O than pH in the short term (Fig. 4 and 5). The magnitude of the liming effect on N_2O emissions varied with liming material. The greatest rise in N_2O emissions was observed in the $\text{Ca}(\text{OH})_2$ treatments in this study (Fig. 1). This can be attributed to the highest values of soil pH, DOC, $\text{NH}_4^+\text{-N}$, and MBC observed in the $\text{Ca}(\text{OH})_2$ treatments compared to CaO and CaCO_3 (Table 1), as documented in previous studies.²³ $\text{Ca}(\text{OH})_2$ is highly effective in rapidly improving the pH and enhancing the availability of C and N in acidic soil, leading to higher substrates, microbial activities, and thus elevated N_2O emissions.^{53,54}

Straw application also increased N_2O emission (Fig. 1). The decomposition of straw provided essential substrates for microorganisms. The net N mineralization or immobilization following straw addition is largely dependent on the C : N ratios of the straw.^{55,56} Recent research has indicated that when the C : N ratio of straw is below 45, it can supply sufficient N to support soil microbial community development following straw amendment, leading to a net increase in N mineralization.³⁶ In this study, the C : N ratio of rice straw was 43, resulting in net N mineralization and increased $\text{NH}_4^+\text{-N}$ content in the soil, promoting nitrification and N_2O emissions. Simultaneously, straw decomposition consumes substantial oxygen, triggering denitrification in anoxic microsites and increasing N_2O emissions.⁵⁷ Although liming can reduce N_2O release during denitrification by enhancing the reduction of N_2O to N_2 , it simultaneously stimulates microbial activity and straw decomposition,^{58,59} which in turn promoted N mineralization and nitrification. Consequently, the simultaneous application of lime and straw led to greater N_2O emissions compared to using lime or straw separately due to the higher substrate availability and increased microbial activity.



It is important to note that our experiment was conducted without fertilizer application. Under such conditions, the low nutrient availability (especially N) in the soil was the main reason for the strong N mineralization and nitrification induced by lime and straw. However, fertilizer application is a common practice in agricultural systems. The addition of fertilizer (especially N fertilizer) may amplify the effects observed in this study. Research has shown that in strongly acidic soils (pH < 5), the combined application of lime and N fertilizer triggered a sharp increase in N₂O emissions compared to lime application alone, which was associated with a rise in AOB-amoA gene abundance and enhanced ammonia oxidation.⁶⁰ Under fertilized conditions, straw incorporation generally increases N₂O emissions,⁶¹ with the magnitude of increase being positively correlated with N application rate,⁶² due to elevated N substrate (especially NO₃⁻) availability and enhanced microbial activity.⁶¹ These findings indicate that the combined use of lime, straw, and N fertilizers in cropland should be carefully managed to avoid stimulating excessive N₂O emissions.

Effects of different lime materials and straw application on CO₂ emissions

The liming effect on CO₂ emissions varied significantly with the lime materials used. CaCO₃ application increased CO₂ emissions, while CaO and Ca(OH)₂ application reduced CO₂ emissions, regardless of the presence of straw (Fig. 2). Our findings indicated that soil properties did not significantly influence CO₂ emissions across treatments with different lime materials and straw additions (Fig. S1). This suggests that the mechanisms by which lime affects CO₂ emissions differ from those affecting N₂O emissions. The increased CO₂ emissions in CaCO₃ treatments may be linked to the dissolution of carbonates in limed acidic soils.^{19,63} Research has suggested that CO₂ emissions from carbonates may account for up to 77% of the total CO₂ emissions.²⁵ Although Rousset *et al.* reported the potential for carbon sequestration reaction (CaCO₃ + H₂CO₃ → Ca²⁺ + 2HCO₃⁻) may occur during CaCO₃ amendment, this requires sufficient H₂CO₃ (dissolved CO₂) in the soil solution, which usually happens under relatively high pH conditions where the system approaches equilibrium.²⁶ In the present experiment, although the rise in soil pH due to neutralization in the later stage may have created conditions favorable for CO₂ fixation, the cumulative CO₂ flux indicate that the carbon emissions generated in the early stage by acid neutralization reactions were significantly greater than the minor CO₂ sequestration that may have occurred later. Therefore, in strongly acidic soils (pH < 5), CaCO₃ application primarily exhibits a net carbon emission effect in the short term. On the contrary, the application of CaO and Ca(OH)₂ led to lower CO₂ emissions, attributed to the chemical reaction of CaO with CO₂ to form CaCO₃.⁶⁴ This reaction is more likely in neutral or alkaline soils where CaCO₃ is more stable at higher pH levels. However, during short-term incubation experiments, CaO may also decrease CO₂ emissions in acidic soils by reacting with CO₂,⁶⁴ attributed to the incomplete release of potential acidity in the soil during the short-term. Overall, our results indicate that the type of lime

material significantly influences CO₂ emissions. CaCO₃ increases CO₂ emissions, while CaO and Ca(OH)₂ decrease them, driven by specific chemical reactions and soil conditions during the incubation period.

Straw addition significantly increased CO₂ emissions (Fig. 2), consistent with prior studies.^{65,66} The decomposition of straw released substantial CO₂.⁶⁷ Additionally, incorporating crop straw into nutrient-deficient acidic soil provided available C and N, stimulating microbial activity and leading to a positive priming effect of SOC and, consequently, greater CO₂ emission.⁶⁵ With straw addition, the application of CaO and Ca(OH)₂ decreased CO₂ emissions relative to soil with only straw, which attributed to the chemical reaction of CaO with CO₂ to form CaCO₃.

Field fertilization can also exacerbate the short-term CO₂ emissions induced by lime and straw incorporation. Chemical N fertilizers promote the dissolution of carbonate-based lime and the release of CO₂ by acidifying the soil.²⁵ Fertilizers and lime may also interact to indirectly enhance CO₂ emissions by stimulating the microbial decomposition and mineralization of SOC.⁶⁸ The mineralization of straw, as well as the associated priming of SOC mineralization, mainly depends on soil stoichiometry. Most studies have shown that the application of N and P fertilizers alleviates microbial nutrient limitations, thereby increasing straw mineralization and CO₂ production.^{36,69} Some studies also suggest that this alleviation of nutrient limitations similarly enhances the mineralization of SOC.^{70,71} Nevertheless, in the long term, optimizing fertilizer application can improve crop growth, enhance carbon inputs and straw-derived carbon sequestration, and ultimately contribute to SOC accumulation.⁷²

The optimal lime material with straw return for ameliorating acidification and mitigating global warming potential in upland soil

The lime materials used in this study (CaO, Ca(OH)₂, and CaCO₃) significantly elevated the pH of acidic soils (Table 1). However, the straw application alone did not significantly increase soil pH (Table 1). This mirrored previous reports showing that lime is more effective than crop straw in the soil acidification amelioration.^{28,29} Liming quickly raises soil pH through chemical pathways, producing rapid and impactful results.²⁸ While straw can also ameliorate soil acidity by releasing alkalinity during mineralization, this process can be time-consuming. This suggests that straw return should be integrated with lime for optimal acidic soil improvement. Combining lime and straw increases soil pH and enhances soil carbon sequestration to improve soil fertility.³¹ However, we found that SOC did not significantly change with the addition of lime and straw (Table 1). This could be attributed to the relatively short duration of the incubation period, during which complete decomposition and transformation of straw C might not have occurred. Long-term incorporation of straw into fields not only enriches nutrients but also promotes improved soil structure.⁷³ Therefore, it is recommended that lime be applied together with straw to ameliorate acidic soils.



Straw application increased the GWP due to increased CO₂ and N₂O emissions. Although all three lime materials increased N₂O emissions, both CaO and Ca(OH)₂ treatments reduced CO₂ emissions, whereas the CaCO₃ treatment further increased CO₂ emissions. Regardless of straw addition, CaO and Ca(OH)₂ treatments exhibited lower GWP compared to CaCO₃. In the presence of straw, CaO exhibited a lower GWP than Ca(OH)₂, though the difference was minor. Therefore, compared with CaCO₃, CaO and Ca(OH)₂ represent more optimal materials for ameliorating soil acidification while mitigating greenhouse gas emissions.

Study limitations

While this study provides valuable insights into the effects of different lime materials and straw incorporation on GHG emissions, the reliance on short-term (30-day) incubation experiments may limit the generalizability of the findings to field conditions. The absence of fertilizer input in the incubation experiment, along with the controlled laboratory environment that simplifies field factors such as seasonal temperature fluctuations and rainfall variability, may affect the extrapolation of the results, as fertilization and environmental factors play critical roles in GHG emissions in agricultural ecosystems. Furthermore, transient responses observed over the 30-day period may not fully represent long-term trends. Studies have indicated that CO₂ emissions from lime dissolution were much lower under field conditions, and after four months of lime application, emissions were nearly negligible.^{74,75} Additionally, the effects of prolonged pH alterations and immediate pH adjustments due to liming on N₂O emissions also differ.⁵² The lack of field validation further emphasizes the need for caution when extrapolating these results to practical agricultural management. Future research incorporating long-term field trials and integrated assessments of crop productivity and environmental effects would significantly enhance the applicability of the conclusions. Moreover, long-term lime application may increase the risks of soil compaction, nutrient imbalance, and soil re-acidification.⁷⁶ Therefore, attention should be paid to the frequency and dosage of lime application, or co-application with organic fertilizers should be considered in agricultural practice.

Conclusions

The application of lime and straw, individually or in combination, increased N₂O emissions. Notably, the combined application of lime and straw resulted in higher emissions compared to individual applications. Among the various lime materials tested, Ca(OH)₂ exhibited the most pronounced effects on N₂O emissions, while CaO and CaCO₃ showed comparable impacts. The positive correlation between N₂O emissions and soil pH, DOC, NH₄⁺-N, MBC, and MBN, coupled with the negative correlation with NO₃⁻-N across different lime materials and straw application, underscores the complex interplay between soil properties and greenhouse gas dynamics. These findings highlight the immediate response to liming and straw

amendments, characterized by a significant increase in N₂O emissions, attributed to the enhancement of net N mineralization and nitrification processes. Conversely, straw application significantly increased CO₂ emissions, while the liming effect on CO₂ emissions strongly relied on the lime material used. CaCO₃ contributed to elevated CO₂ emissions through its solution in acidic soil, whereas CaO and Ca(OH)₂ reduced CO₂ emissions through their interactions with CO₂. Our investigation identifies CaO and Ca(OH)₂ as the optimal choice of lime materials for addressing acidification and mitigating N₂O and CO₂ emissions in acidic upland soils, leading to a lower global warming potential compared with CaCO₃. Nonetheless, given the potential variability between the impacts of long-term lime-induced pH changes and short-term pH adjustments on N₂O and CO₂ emissions, and the inherent complexity of field conditions relative to incubation experiments, further research is required under realistic field conditions, to gain a comprehensive understanding of the effects of liming and straw return on greenhouse gas emissions in agricultural ecosystems, thereby informing sustainable management practices and environmental stewardship. Additionally, excessive and long-term application of lime may induce adverse effects such as soil compaction, nutrient imbalance, and a tendency toward re-acidification. Therefore, in agricultural practice, careful consideration should be given to the frequency of lime application, and integrating lime with organic amendments may represent a more sustainable strategy.

Author contributions

Zhe Shen: investigation, methodology, formal analysis, writing original – draft, writing – review & editing. Kailou Liu: investigation, data curation, funding acquisition. Jiwen Li and Nano Alemu Daba: investigation, writing – review & editing. Md Ashrafal Alam and Kiya Adare Tadesse: methodology, writing – review & editing. Tianfu Han: writing – review & editing, funding acquisition. Huimin Zhang: methodology, writing – review & editing, funding acquisition.

Conflicts of interest

There are no conflicts to declare.

Data availability

The data used in this study were obtained from a soil incubation experiment in the laboratory, and all data supporting the findings are presented in figures (Fig. 1–5, S1) and table (Table 1) in this paper. Supplementary information: the correlation between CO₂ emissions and soil properties. See DOI: <https://doi.org/10.1039/d5em00494b>.

Acknowledgements

This research was financially supported by the National Key Research and Development Program of China (2024YFD1900101); the National Natural Science Foundation of



China (42207398, 42367051, 42477364); Hengyang Station, Agricultural Resources Data Service Centre, Chinese Agrosystem Long-Term Observation Network (CALTON-HY, CALTON-DSC-AR); and Jinggang Mountains Agricultural High-tech District Provincial Special Science and Technology (20222-051246).

Notes and references

- 1 K. G. Cassman and A. Dobermann, Nitrogen and the future of agriculture: 20 years on, *Ambio*, 2022, **51**, 17–24.
- 2 Y. Yin and Z. Cui, Fertilizer application improvements in China, *Nat. Food*, 2024, **5**, 351–352.
- 3 J. H. Guo, X. J. Liu, Y. Zhang, J. L. Shen, W. X. Han, W. F. Zhang, P. Christie, K. Goulding, P. M. Vitousek and F. S. Zhang, Significant acidification in major Chinese croplands, *Science*, 2010, **327**, 1008–1010.
- 4 Z. Qu, J. G. Wang, T. Almøy and L. R. Bakken, Excessive use of nitrogen in Chinese agriculture results in high $N_2O/(N_2O+N_2)$ product ratio of denitrification, primarily due to acidification of the soils, *Glob. Change Biol.*, 2014, **20**, 1685–1698.
- 5 Y. Gao and A. Cabrera Serrenho, Greenhouse gas emissions from nitrogen fertilizers could be reduced by up to one-fifth of current levels by 2050 with combined interventions, *Nat. Food*, 2023, **4**, 170–178.
- 6 Y. Cheng, H. Zhang, Z. Chen, J. Wang, Z. Cai, N. Sun, S. Wang, J. Zhang, S. X. Chang, M. Xu, Z. Cai and C. Müller, Contrasting effects of different pH-raising materials on N_2O emissions in acidic upland soils, *Eur. J. Soil Sci.*, 2021, **72**, 432–445.
- 7 L. Wu, Q. Xiao, J. Wang, Y. P. Huang, D. Wu, J. W. Liu, B. Wang, H. M. Zhang, M. G. Xu and W. J. Zhang, Liming decreases the emission and temperature sensitivity of N_2O following labile carbon addition, *Geoderma*, 2022, **425**, 116032.
- 8 D. Liu, C. Song, Z. Xin, C. Fang, Z. Liu and Y. Xu, Agricultural management strategies for balancing yield increase, carbon sequestration, and emission reduction after straw return for three major grain crops in China: A meta-analysis, *J. Environ. Manage.*, 2023, **340**, 117965.
- 9 S. J. Kemmitt, D. Wright, K. W. T. Goulding and D. L. Jones, pH regulation of carbon and nitrogen dynamics in two agricultural soils, *Soil Biol. Biochem.*, 2006, **38**, 898–911.
- 10 I. Bertrand, O. Delfosse and B. Mary, Carbon and nitrogen mineralization in acidic, limed and calcareous agricultural soils: apparent and actual effects, *Soil Biol. Biochem.*, 2007, **39**, 276–288.
- 11 N. Jha, T. Palmada, P. Berben, S. Saggar, J. Luo and A. McMillan, Influence of liming-induced pH changes on nitrous oxide emission, nirS, nirK and nosZ gene abundance from applied cattle urine in allophanic and fluvial grazed pasture soils, *Biol. Fertil. Soils*, 2020, **56**, 811–824.
- 12 H. Wu, X. Hao, P. Xu, J. Hu, M. Jiang, M. Shaaban, J. Zhao, Y. Wu and R. Hu, CO_2 and N_2O emissions in response to dolomite application are moisture dependent in an acidic paddy soil, *J. Soils Sediments*, 2020, **20**, 3136–3147.
- 13 S. Wan, Y. Lin, J. Fan, H. Hu, J. Zhang, S. Jin, M. Deng, C. Müller and J. He, Different responses of nitrous oxide emissions to liming and manure amendment of an acidic ultisol are controlled by autotrophic and heterotrophic nitrification, *Soil Biol. Biochem.*, 2023, **178**, 108960.
- 14 H. Zhang, Z. Liang, Y. Li, Z. Chen, J. Zhang, Z. Cai, L. Elsgaard, Y. Cheng, K. J. van Groenigen and D. Abalos, Liming modifies greenhouse gas fluxes from soils: A meta-analysis of biological drivers, *Agric. Ecosyst. Environ.*, 2022, **340**, 108182.
- 15 B. Zhang, M. Zhou, B. Zhu, B. Kemmann, L. Pfülb, S. Burkart, H. Liu, K. Butterbach-Bahl and R. Well, Threshold-like effect of soil NO_3^- concentrations on denitrification product $N_2O/(N_2O+N_2)$ ratio is mediated by soil pH, *Soil Biol. Biochem.*, 2023, **187**, 109213.
- 16 N. S. Aye, P. W. G. Sale and C. Tang, The impact of long-term liming on soil organic carbon and aggregate stability in low-input acid soils, *Biol. Fertil. Soils*, 2016, **52**, 697–709.
- 17 Y. Wang, Z. Yao, Y. Zhan, X. Zheng, M. Zhou, G. Yan, L. Wang, C. Werner and K. Butterbach-Bahl, Potential benefits of liming to acid soils on climate change mitigation and food security, *Glob. Change Biol.*, 2021, **27**, 2807–2821.
- 18 J. Schroeder, C. Dămătîrcă, T. Bölscher, C. Chenu, L. Elsgaard, *et al.*, Liming effects on microbial carbon use efficiency and its potential consequences for soil organic carbon stocks, *Soil Biol. Biochem.*, 2024, **191**, 109342.
- 19 M. Shaaban, Q. Peng, S. Lin, Y. Wu, J. Zhao and R. Hu, Nitrous oxide emission from two acidic soils as affected by dolomite application, *Soil Res.*, 2014, **52**, 841–848.
- 20 S. Kalkhoran, D. Pannell, T. Thamo, B. White and M. Polyakov, Soil acidity, lime application, nitrogen fertility, and greenhouse gas emissions: Optimizing their joint economic management, *Agric. Syst.*, 2019, **176**, 102684.
- 21 D. S. E. Bramble, G. A. Gouveia and R. Ramnarine, Organic residue and agricultural lime interactions on CO_2 emissions from two contrasting soils: implications for carbon management in acid soils, *J. Soils Sediments*, 2021, **21**, 172–188.
- 22 F. Valzano, B. Murphy and R. Greene, The long-term effects of lime ($CaCO_3$), gypsum ($CaSO_4 \cdot 2H_2O$), and tillage on the physical and chemical properties of a sodic red-brown earth, *Soil Res.*, 2001, **39**, 1307–1331.
- 23 M. Shaaban, Y. Wu, L. Wu, R. Hu, A. Younas, A. Nunez-Delgado, P. Xu, Z. Sun, S. Lin, X. Xu and Y. Jiang, The effects of pH change through liming on soil N_2O emissions, *Processes*, 2020, **8**(6), 702.
- 24 H. L. Zhao, H. J. Zhang, A. G. Shar, J. F. Liu, Y. L. Chen, S. J. Chu, X. H. Tian and X. J. Wang, Enhancing organic and inorganic carbon sequestration in calcareous soil by the combination of wheat straw and wood ash and/or lime, *PLoS One*, 2018, **13**(10), e0205361.
- 25 W. A. Dumale Jr, T. Miyazaki, K. Hirai and T. Nishimura, SOC turnover and lime- CO_2 evolution during liming of an acid Andisol and Ultisol, *Open J. Soil Sci.*, 2011, **1**, 49–53.
- 26 C. Rousset, H. Bréfort, R. F. Fonseca, G. Guyerdet, F. Bizouard, M. Arkoun and C. Hénault, Surprising



- minimisation of CO₂ emissions from a sandy loam soil over a rye growing period achieved by liming (CaCO₃), *Sci. Total Environ.*, 2024, **953**, 175973.
- 27 N. V. Hue, Alleviating soil acidity with crop residues, *Soil Sci.*, 2011, **176**, 543–549.
- 28 X. D. Liu, Z. W. Feng, Y. Zhou, H. H. Zhu and Q. Yao, Plant species-dependent effects of liming and plant residue incorporation on soil bacterial community and activity in an acidic orchard soil, *Appl. Sci.*, 2020, **10**(16), 5681.
- 29 N. A. Daba, D. Li, J. Huang, T. Han, L. Zhang, S. Ali, M. N. Khan, J. X. Du, S. Liu, T. Legesse, L. Liu, Y. Xu, H. Zhang and B. Wang, Long-term fertilization and lime-induced soil pH changes affect nitrogen use efficiency and grain yields in acidic soil under wheat–maize rotation, *Agronomy*, 2021, **11**, 2069.
- 30 H. Li, M. Xie, B. Hu, Y. Zhou, S. Chen, R. He, Y. Li, H. Teng, W. Zhao, X. Jia, J. Peng, H. Bourennane and Z. Shi, Effects of straw return on soil carbon sequestration, soil nutrients and rice yield of in acidic farmland soil of Southern China, *Environ. Dev. Sustain.*, 2024, 1–21.
- 31 Z. Shen, T. Han, J. Huang, J. Li, N. A. Daba, N. Gilbert, M. N. Khan, A. Shah and H. Zhang, Soil organic carbon regulation by pH in acidic red soil subjected to long-term liming and straw incorporation, *J. Environ. Manage.*, 2023, **367**, 122063.
- 32 Y. Wu, S. Lin, T. Liu, T. Wan and R. Hu, Effect of crop residue returns on N₂O emissions from red soil in China, *Soil Use Manage.*, 2016, **32**(1), 80–88.
- 33 S. Yan, Y. Liu, D. Revillini, M. Delgado-Baquerizo, K. J. van Groenigen, Z. Shang, X. Zhang, H. Qian, Y. Jiang, A. Deng, P. Smith, Y. Ding and W. Zhang, Synergistic effect of elevated CO₂ and straw amendment on N₂O emissions from a rice–wheat cropping system, *Biol. Fertil. Soils*, 2024, **60**, 1159–1171.
- 34 E. Blagodatskaya, X. Zheng, S. Blagodatsky, R. Wiegler, M. Dannenmann and K. Butterbach-Bahl, Oxygen and substrate availability interactively control the temperature sensitivity of CO₂ and N₂O emission from soil, *Biol. Fertil. Soils*, 2014, **50**, 775–783.
- 35 Z. He, H. Cao, C. Qi, Q. Hu, J. Liang and Z. Li, Straw management in paddy fields can reduce greenhouse gas emissions: A global meta-analysis, *Field Crops Res.*, 2024, **306**, 109218.
- 36 H. Chen, X. Li, F. Hu and W. Shi, Soil nitrous oxide emissions following crop residue addition: a meta-analysis, *Glob. Change Biol.*, 2013, **19**(10), 2956–2964.
- 37 N. S. Aye, C. R. Butterly, P. W. G. Sale and C. Tang, Residue addition and liming history interactively enhance mineralization of native organic carbon in acid soils, *Biol. Fertil. Soils*, 2017, **53**, 61–75.
- 38 X. Wang, C. R. Butterly, J. A. Baldock and C. Tang, Long-term stabilization of crop residues and soil organic carbon affected by residue quality and initial soil pH, *Sci. Total Environ.*, 2017, **587**, 502–509.
- 39 K. L. Liu, T. F. Han, J. Huang, S. Asad, D. M. Li, X. C. Yu, Q. H. Huang, H. C. Ye, H. W. Hu, Z. H. Hu and H. M. Zhang, Links between potassium of soil aggregates and pH levels in acidic soils under long-term fertilization regimes, *Soil Tillage Res.*, 2020, **197**, 104480.
- 40 J. Wu, R. G. Joergensen, B. Pommerening, R. Chaussod and P. C. Brookes, Measurement of soil microbial biomass C by fumigation-extraction—an automated procedure, *Soil Biol. Biochem.*, 1990, **22**, 1167–1169.
- 41 A. Walkley and I. A. Black, An examination of the Degtjareff method for determining soil organic matter, and a proposed modification of the chromic acid titration method, *Soil Sci.*, 1934, **37**, 29–38.
- 42 L. Wu, S. Tang, D. He, X. Wu, M. Shaaban, M. Wang, J. Zhao, I. Khan, X. Zheng and R. Hu, Conversion from rice to vegetable production increases N₂O emission via increased soil organic matter mineralization, *Sci. Total Environ.*, 2017, **583**, 190–201.
- 43 M. Shaaban, L. Wu, Q. Peng, L. van Zwieten, M. Chhajro, Y. Wu, S. Lin, M. Ahmed, M. Khalid, M. Abid and R. Hu, Influence of ameliorating soil acidity with dolomite on the priming of soil C content and CO₂ emission, *Environ. Sci. Pollut. Res.*, 2017, **24**(10), 9241–9250.
- 44 N. S. Bolan, D. C. Adriano, A. Kunhikrishnan, T. James, R. McDowell and N. Senesi, Dissolved organic matter: biogeochemistry, dynamics, and environmental significance in soils, *Adv. Agron.*, 2011, **110**, 1–75.
- 45 J. P. Q. Barcelos, A. R. Sánchez-Rodríguez, R. Bargiela, E. Mariano, O. V. Gloyshina, D. L. Jones and C. A. Rosolem, Lime, gypsum, and nitrogen as drivers to increase the abundance of soil fungi and N-cycling microorganisms in integrated agricultural systems, *Appl. Soil Ecol.*, 2024, **202**, 105549.
- 46 A. Kunhikrishnan, R. Thangarajan, N. S. Bolan, Y. Xu, S. Mandal, D. B. Gleeson, B. Seshadri, M. Zaman, L. Barton, C. Tang, L. Luo, R. Dalal, M. Ding, M. B. Kirkham and R. Naidu, Chapter one—Functional relationships of soil acidification, liming, and greenhouse gas flux, *Adv. Agron.*, 2016, **139**, 1–71.
- 47 M. Shaaban, Y. Wu, M. Khalid, Q. Peng, X. Xu, L. Wu, A. Younas, S. Bashir, Y. Mo, S. Lin, M. Zafar-ul-Hye, M. Abid and R. Hu, Reduction in soil N₂O emissions by pH manipulation and enhanced *nosZ* gene transcription under different water regimes, *Environ. Pollut.*, 2018, **235**, 625–631.
- 48 L. Pfüll, L. Elsgaard, P. Dörsch, R. Fu and R. Well, Impact of liming and maize residues on N₂O and N₂ fluxes in agricultural soils: an incubation study, *Biol. Fertil. Soils*, 2025, **61**, 575–594.
- 49 L. R. Bakken, L. Bergaust, B. Liu and Å. Frostegård, Regulation of denitrification at the cellular level: a clue to the understanding of N₂O emissions from soils, *Philos. Trans. R. Soc., B*, 2012, **367**, 1226–1234.
- 50 Å. Frostegård, S. H. W. Vick, N. Y. N. Lim, L. Bakken and J. Shapleigh, Linking meta-omics to the kinetics of denitrification intermediates reveals pH-dependent causes of N₂O emissions and nitrite accumulation in soil, *ISME J.*, 2022, **16**, 26–37.



- 51 E. M. Baggs, C. M. Smales and E. J. Bateman, Changing pH shifts the microbial source as well as the magnitude of N₂O emission, *Biol. Fertil. Soils*, 2010, **46**, 793–805.
- 52 P. T. Mørkved, P. Dörsch and L. R. Bakken, The N₂O product ratio of nitrification and its dependence on long-term changes in soil pH, *Soil Biol. Biochem.*, 2007, **39**, 2048–2057.
- 53 K. Butterbach-Bahl, E. M. Baggs, M. Dannenmann, R. Kiese and S. Zechmeister-Boltenstern, Nitrous oxide emissions from soils: how well do we understand the processes and their controls?, *Philos. Trans. R. Soc., B*, 2013, **368**, 20130122.
- 54 R. Wang, Z. Pan, X. Zheng, X. Ju, Z. Yao, K. Butterbach-Bahl, C. Zhang, H. Wei and B. Huang, Using field-measured soil N₂O fluxes and laboratory scale parameterization of N₂O/(N₂O+N₂) ratios to quantify field-scale soil N₂ emissions, *Soil Biol. Biochem.*, 2020, **148**, 107904.
- 55 R. Garcia-Ruiz and E. M. Baggs, N₂O emission from soil following combined application of fertiliser-N and ground weed residues, *Plant Soil*, 2007, **299**, 263–274.
- 56 X. Li, J. Shi, J. Chen, *et al.*, Crop straws with contrasting C/N ratios affect the organic carbon turnover and its net sequestration efficiency when solely or jointly incorporated to a fertilized soil, *J. Soil Sci. Plant Nutr.*, 2024, **24**, 2520–2533.
- 57 H. Wei, Y. Li, K. Zhu, X. Ju and D. Wu, The divergent role of straw return in soil O₂ dynamics elucidates its confounding effect on soil N₂O emission, *Soil Biol. Biochem.*, 2024, **199**, 109620.
- 58 D. Xiao, Y. Huang and S. Feng, Soil organic carbon mineralization with fresh organic substrate and inorganic carbon additions in a red soil is controlled by fungal diversity along a pH gradient, *Geoderma*, 2018, **321**, 79–89.
- 59 P. Liao, L. Liu, S. M. Bell, J. S. Liu, Y. N. Sun, Y. J. Zeng, H. C. Zhang and S. Huang, Interaction of lime application and straw retention on ammonia emissions from a double-cropped rice field, *Agric. Ecosyst. Environ.*, 2023, **344**, 108309.
- 60 X. Xiang, H. Gong, W. Ahmed, R. B. Thompson, W. Shi, J. Yin and Q. Chen, Liming-induced nitrous oxide emissions from acidic soils dominated by stimulative nitrification, *Biology*, 2025, **14**(9), 1110.
- 61 L. Wu, R. Hu, S. Tang, M. Shaaban, W. Zhang, H. Shen and M. Xu, Nitrous oxide emissions in response to straw incorporation is regulated by historical fertilization, *Environ. Pollut.*, 2020, **266**(3), 115292.
- 62 Z. Wang, J. Shang, X. Wang, R. Ye, D. Zhao, X. Li, Y. Yang, H. Zhang, X. Gong and Y. Jiang, Soil greenhouse gas emissions and nitrogen dynamics: effects of maize straw incorporation under contrasting nitrogen fertilization levels, *Agronomy*, 2024, **14**(12), 2996.
- 63 K. L. Page, D. E. Allen, R. C. Dalal and W. Slattery, Processes and magnitude of CO₂, CH₄, and N₂O fluxes from liming of Australian acidic soils: a review, *Aust. J. Soil Res.*, 2009, **47**, 747–762.
- 64 Z. Han, X. Zhang and L. Wang, CO₂ emission from acidified black soils amended with alkaline ameliorants of lime and plant ash, *Conference on Environmental Pollution and Public Health (CEPPH 2010 E-BOOK)*, 2011, pp. 48–51.
- 65 L. Wu, W. Zhang, W. Wei, Z. He, Y. Kuzyakov, R. Bol and R. Hu, Soil organic matter priming and carbon balance after straw addition is regulated by long-term fertilization, *Soil Biol. Biochem.*, 2019, **135**, 383–391.
- 66 M. Jiang, N. Yang, J. Zhao, M. Shaaban and R. Hu, Crop straw incorporation mediates the impacts of soil aggregate size on greenhouse gas emissions, *Geoderma*, 2021, **401**, 115342.
- 67 L. Ma, F. Kong, X. Lv, Z. Wang, Z. Zhou and Y. Meng, Responses of greenhouse gas emissions to different straw management methods with the same amount of carbon input in cotton field, *Soil Tillage Res.*, 2021, **213**, 105126.
- 68 K. L. Page, D. E. Allen, R. C. Dalal and W. Slattery, Processes and magnitude of CO₂, CH₄, and N₂O fluxes from liming of Australian acidic soils: a review, *Aust. J. Soil Res.*, 2009, **47**, 747–762.
- 69 Z. Zhu, T. Ge, Y. Luo, S. Liu, X. Xu, C. Tong, O. Shibistova, G. Guggenberger and J. Wu, Microbial stoichiometric flexibility regulates rice straw mineralization and its priming effect in paddy soil, *Soil Biol. Biochem.*, 2018, **121**, 67–76.
- 70 S. Bei, X. Li, T. W. Kuyper, D. R. Chadwick and J. Zhang, Nitrogen availability mediates the priming effect of soil organic matter by preferentially altering the straw carbon-assimilating microbial community, *Sci. Total Environ.*, 2022, **815**, 152882.
- 71 Y. Liang, D. Cao, Z. Ma, R. Wu, H. Zhang, Y. Fang, M. Shahbaz, X. J. A. Liu, Y. Kuzyakov, J. Chen and T. Ge, Stoichiometry regulates rice straw-induced priming effect: the microbial life strategies, *Soil Biol. Biochem.*, 2024, **196**, 109514.
- 72 L. Yang, T. Y. Chen, Z. Y. Li, M. Ihsan, Y. X. Chi and X. B. Zhou, Straw incorporation and nitrogen fertilization regulate soil quality, enzyme activities and maize crop productivity in dual maize cropping system, *BMC Plant Biol.*, 2024, **24**, 729.
- 73 H. Cui, Y. Luo, J. Chen, M. Jin, Y. Li and Z. Wang, Straw return strategies to improve soil properties and crop productivity in a winter wheat–summer maize cropping system, *Eur. J. Agron.*, 2022, **133**, 126436.
- 74 W. Ahmad, B. Singh, F. A. Dijkstra, R. C. Dalal and P. Geelan-Small, Temperature sensitivity and carbon release in an acidic soil amended with lime and mulch, *Geoderma*, 2014, **214–215**, 168–176.
- 75 C. Biasi, S. E. Lind, N. M. Pekkarinen, J. T. Huttunen, N. J. Shurpali, N. P. Hyvönen, M. E. Repo and P. J. Martikainen, Direct experimental evidence for the contribution of lime to CO₂ release from managed peat soil, *Soil Biol. Biochem.*, 2008, **40**, 2660–2669.
- 76 X. Zhao, X. Pan, H. Ma, X. Dong, J. Che, C. Wang, Y. Shi, K. Liu and R. Shen, Scientific issues and strategies of acid soil use in China, *Acta Pedol. Sin.*, 2023, **60**(5), 1248–1263.

