

Materials Advances

Accepted Manuscript

This article can be cited before page numbers have been issued, to do this please use: S. Yousaf, I. Ahmad, M. Warsi and A. Ali, *Mater. Adv.*, 2024, DOI: 10.1039/D4MA00321G.



This is an Accepted Manuscript, which has been through the Royal Society of Chemistry peer review process and has been accepted for publication.

Accepted Manuscripts are published online shortly after acceptance, before technical editing, formatting and proof reading. Using this free service, authors can make their results available to the community, in citable form, before we publish the edited article. We will replace this Accepted Manuscript with the edited and formatted Advance Article as soon as it is available.

You can find more information about Accepted Manuscripts in the [Information for Authors](#).

Please note that technical editing may introduce minor changes to the text and/or graphics, which may alter content. The journal's standard [Terms & Conditions](#) and the [Ethical guidelines](#) still apply. In no event shall the Royal Society of Chemistry be held responsible for any errors or omissions in this Accepted Manuscript or any consequences arising from the use of any information it contains.

All data and information related to this review article are presented in the main text and supporting references. No new data were generated or analyzed for this review. All sources are properly cited and listed in the reference section. Therefore, no additional data are available for this article.

[View Article Online](#)

DOI: 10.1039/D4MA00321G



Engineering Strategies in Rational Design of Cu-Based Catalysts for Electrochemical CO₂ Reduction: From Doping of Elements to Defects creation

View Article Online

DOI: 10.1039/D4MA00321G

Sheraz Yousaf^a, Iqbal Ahmad^{b,*}, Muhammad Farooq Warsi^a, Asad Ali^{c,*}

^aInstitute of Chemistry, Baghdad-ul-Jadeed Campus, The Islamia University of Bahawalpur, Bahawalpur-63100, Pakistan.

^bDepartment of Chemistry, Allama Iqbal Open University 44000 Islamabad, Pakistan

^cEnergy Engineering, Division of Energy Science, Luleå University of Technology, 97187 Luleå, Sweden

Corresponding author's email: iqbal.ahmad@aiou.edu.pk; iqbalahmadchem@gmail.com (I.

Ahmad) and asad.ali@associated.ltu.se (A. Ali)

| Contents | Page No. |
|--|-----------------|
| Abstract | 2 |
| 1. Introduction | 3 |
| 2. Fundamentals and mechanisms involved in electrochemical CO₂ Reduction | 4 |
| 3. Importance of Cu-based catalysts in e-CO₂R | 11 |
| 4. Mechanistic Insights from Spectroscopic Techniques | 13 |
| 5. Theoretical Calculations and Computational Studies | 16 |
| 6. Engineering strategies in rational design of Cu-based catalysts for electrochemical CO₂ reduction | 19 |
| 6.1. Single crystal approach | 19 |
| 6.2 Single atom approach | 24 |
| 6.3. Oxidation state engineering..... | 28 |
| 6.4. Alloying approach | 34 |
| 6.4.1. Pure metallic alloys | 35 |
| 6.4.2. Compound alloys..... | 44 |
| 6.5. Composite engineering approach | 49 |
| 6.6. Surface engineering approach | 56 |
| 6.6.1 Surface anchoring | 57 |



| | |
|---|------------|
| 6.6.2. Molecular Surface Functionalization..... | 66 |
| 6.6.3. Interfacial engineering..... | 71 |
| 6.6.4. Speciation of Cu surface..... | 79 |
| 6.7. Doping strategy..... | 84 |
| 6.7.1. Metal doping..... | 84 |
| 6.7.2. Non-metal doping..... | 91 |
| 6.8. Facet engineering approach..... | 96 |
| 6.9. Coordination engineering approach..... | 104 |
| 6.10. Site engineering approach..... | 111 |
| 6.11. Strain engineering approach..... | 116 |
| 6.12. Precursor derived approach..... | 120 |
| 6.13. Polymer modification approach..... | 125 |
| 6.14. Support engineering approach..... | 131 |
| 6.15. Defects engineering approach..... | 137 |
| 6.16. Metal Organic Frameworks (MOF) Derived Approach..... | 142 |
| 6.17 Alkaline Metal Cations and Halide Anions on Cu Electrocatalysts..... | 148 |
| 7. Summary..... | 150 |
| 8. Conclusions..... | 151 |
| 9. Future Outlook..... | 152 |
| Reference..... | 153 |

View Article Online

DOI: 10.1039/D4MA00321G



Abstract

Copper (Cu)-based catalyst design for electrochemical CO₂ reduction (e-CO₂R) has attracted much interest. This is because it could help climate change by converting CO₂ into useful chemical products. This study considers a range of techniques used to optimize Cu-based catalysts, from element doping to defect engineering. Each technique has its advantages as well as its own unique problems. Doping Cu with noble metals such as silver (Ag) can give very

high catalytic activity and selectivity, but it also has disadvantages in terms of cost and long-term stability. In contrast, defect engineering which uses Cu as a material is both economically viable and sustainable. Maintaining stability and reliability are demanding tasks that require precise control. In addition, the single-atom approach has been a breakthrough method. It can efficiently and cheaply accommodate multiple carbon materials from CO₂, and other than this it's quite stable and steady. It is possible for us to gain control over the active sites on an atomic level, even if we have inefficiency and selectivity problems that remain to be resolved. Due to this method, the chemical toolbox for Cu-based catalyst design has been expanded with many other tricks in addition. As they are flexible and can be tailored to specific applications or requirements, new types of Cu-based catalysts will be able to help in e-CO₂R. When technologies mature, their sustainable deployment and global impact will depend on rigorous environmental impact assessments. It is important to emphasize the importance of Cu-based catalysts in the fight against climate change. In this crucial undertake--the paper also highlights the need for further research, innovations, and collaboration between nations.

1. Introduction

As global carbon dioxide (CO₂) levels rise and climate change becomes more entrenched the world faces an ongoing dilemma of how to cope with environmental problems. Very recently, there has been considerable consultation into sustainable technologies [1]. These copper-containing catalysts are totally unique as they convert CO₂ into feedstocks for chemical production. Here's a new way of thinking: Where CO₂ is concerned as a resource, not a pollutant. This novel approach to carbon economy has the potential of being both sustainable and circular [2]. This review focuses on Cu-containing catalysts and how much they have ventured into e-CO₂R. It delves into the skills of engineering designed for affecting these catalysts intentionally. Engineering strategies include techniques such as selectively adding elements through doping, inducing defects within crystal lattices and using the single-atom approach to control overactive sites for innovation in precision. Conversion of CO₂ to beneficial compounds through reactions is the focus of e-CO₂R. This entire area of research has the urgency to find some solution as the emissions are becoming an issue for global warming today. This is done through capturing CO₂ from sources such as power plants, industrial processes and the atmosphere. These captures CO₂ are converted into products that have various uses. Different methods could be used to collect CO₂ which are post-combustion capture, pre-combustion capture, and direct air capture [3].

View Article Online
DOI: 10.1039/D4MA00321G

Materials Advances Accepted Manuscript



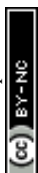
Capturing and storage of carbon is an essential step in limiting CO₂ emissions. CO₂ can be employed in the production of goods in transformation processes. The output depends on which products they want to create as well as what resources are available. Common types of CO₂ conversion include electrochemical, photocatalyst and biological reduction, using different reaction agents, such as metal coatings in the nanoscale [4]. Catalysts such as copper and silver metal catalysts for electrochemical reduction are very important [5, 6]. And semiconductor materials are important in these strategies. It is essential to supply energy to drive these conversion reactions, which can be sourced from diverse renewable sources like geothermal, wind, or residual energy from industrial processes. Energy sources that prioritize both efficiency and sustainability not only promote CO₂ emissions reduction but also contribute to lowering the overall carbon footprint.

Carbon dioxide reduction can produce various valuable products such as fuels, chemicals, and materials. Typical outputs comprise of methane, methanol, formic acid, carbon monoxide, and diverse hydrocarbons. Product selection is influenced by market demand, feasibility of application, and environmental factors. It has the potential to mitigate climate change by reducing greenhouse gas emissions [7]. The environmental impact of CO₂ conversion processes must be assessed, taking into account resource availability, energy efficiency, and waste management. This review centers on the investigation of engineering approaches in the logical design of Cu-based catalysts for e-CO₂R. This review seeks to clarify the complex world of catalyst optimization with a wide range of techniques covered, from element doping to defect engineering. By exploring the underlying theories and mechanisms of e-CO₂R, it establishes the foundation for a sophisticated comprehension of the various approaches used in catalyst design. The aim of this endeavor is to create a comprehensive resource for researchers, engineers, and policymakers to guide future advancements in the field by consolidating and synthesizing the wealth of knowledge accumulated across various research domains.

2. Fundamentals and mechanisms involved in electrochemical CO₂ Reduction

To assess the performance of a system and to determine the effectiveness of an electrocatalyst, several fundamental parameters could be considered for evaluation of e-CO₂R process. Their assessments are done using some common key parameters employed in evaluating reaction. Faradaic efficiency gives the ratio of electrons employed in generating desired CO₂R products with respect to the total number electrons that flow through the system and therefore can be used as an indication of selectivity for specific products [8]. The rate at which electrons are

View Article Online
DOI: 10.1039/D4MA00321G



transferred by electron transfer processes occurring inside a particular unit surface area was reported as a current density and given in mAcm^{-2} . Higher current densities would indicate faster kinetics for CO_2R and higher catalytic activity [9, 10].

Further, the energy efficiency assesses the energy consumption of the electrochemical CO_2 reduction process. It quantifies the amount of electrical energy required to produce a certain amount of desired products. Higher energy efficiency indicates a more sustainable and economically viable process [11, 12]. The TOF represents the number of CO_2 molecules converted into the desired product per active site on the catalyst per unit time [13]. It provides information about the intrinsic catalytic activity of the electrocatalyst, independent of the electrode size or current density [14]. Further, its dependence over geometrical activity, specific activity and mass activity is schematically shown in Figure 1.

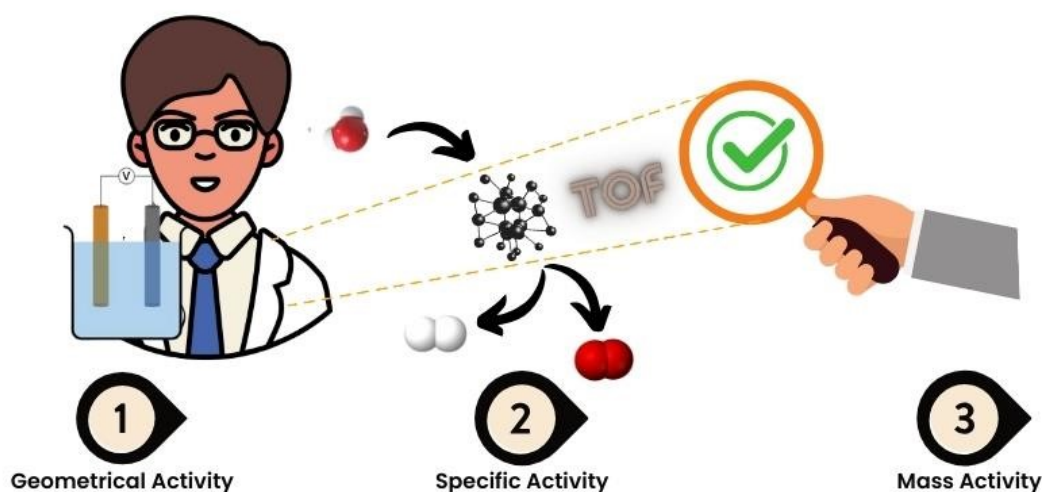


Figure 1: Dependence of TOF in terms of geometrical activity, specific activity and mass activity.

Product selectivity refers to the distribution of different carbonaceous products obtained during CO_2 reduction. It evaluates the electrocatalyst's ability to favor specific target products over others. Selectivity can be determined through product analysis using techniques such as gas chromatography, mass spectrometry, or NMR spectroscopy. Figure 2 shows the schematic representation of production of various organic products during electrocatalysis based experiment [15, 16].



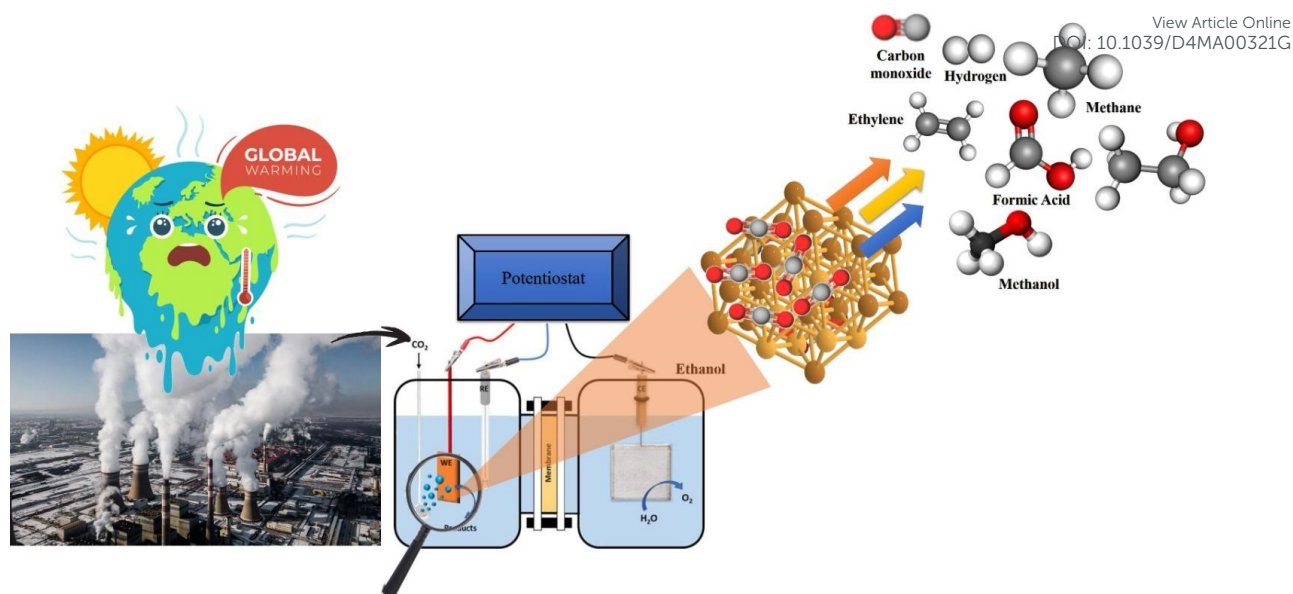


Figure 2: Schematic illustration of production of different gaseous and liquid products over the surface of electrocatalyst's active sites.

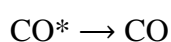
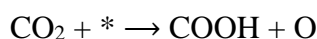
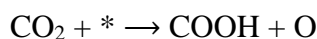

The electrocatalyst's stability and durability are important for long-term operation. Evaluating the catalyst's performance over time and different operating conditions helps determine its durability and potential for practical use [17]. The catalyst loading is the amount of material used on an electrode. Electrolysing the catalyst loading improves the electrode's efficiency and the usage of the catalyst. Learning about the kinetics of CO₂R can tell us important information about the mechanisms and rate-limiting steps [18]. We can use cyclic voltammetry and electrochemical impedance spectroscopy to analyse reaction kinetics. A comparative study can help to give an idea of how well an electrocatalyst is performing according to different catalyst materials and electrode configurations as well as working modes. Because evaluation procedures vary according to study objectives and desired CO₂R products. But it's also because the choice of evaluation parameters should suit the study objectives and the products of CO₂R that are wanted. The performance, selectivity and potential of e-CO₂R technology can be evaluated by analysing these parameters.

A multitude of intermediate products and steps lies in the reduction of CO₂ on the electrocatalyst's surface. Catalyst material and experimental conditions affect the catalysis mechanism. Generally, certain key steps are taken to be necessary. First, CO₂ molecules come to rest on the electrocatalyst's surface. Adsorption happens due to weak interactions, such as forces of van der Waals, or chemisorption, in which CO₂ forms chemical bonds on the surface of the catalyst. The adsorbed carbon dioxide is activated by breaking its C=O bond, allowing subsequent reduction. To carry out this process energy must be provided, and both the potential applied and the electronic properties of the catalyst can affect it [19].

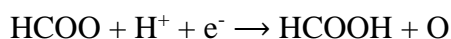
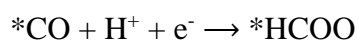
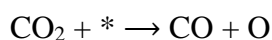
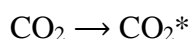



Activated CO₂ can undergo intermediate formation steps, resulting in the production of various reaction intermediates. Frequently encountered intermediates comprise, carbon monoxide (*CO), formate (*HCOO) [20], formyl (*CHO) [21], and carboxyl (*COOH) species [5]. Electrons from the cathode electrode are transferred to the adsorbed reaction intermediates. The electron transfer is facilitated by the potential difference applied to the electrochemical cell. Protons from aqueous electrolytes can participate in the reactions. Protons react with adsorbed intermediates to produce reduced carbon compounds. The electrochemical reduction of CO₂ generates reduced carbon compounds that subsequently desorb from the catalyst surface. This step facilitates the collection of products for subsequent utilization or analysis. Electrochemical CO₂ conversion involves a range of mechanistic pathways leading to the formation of various products. Here are different mechanisms for the electrochemical CO₂ conversion to different products. CO₂ reduction to CO typically involves a 2-electron transfer process. Mechanistically, CO₂ is first adsorbed onto the catalyst surface, followed by the electrochemical reduction of CO₂ to carboxyl intermediate. The carboxyl intermediate further undergoes protonation and electron transfer steps to form CO and water.

This mechanism is preferred at low overpotentials and in the absence of other competing reduction pathways. It occurs most often on Cu-based catalysts.



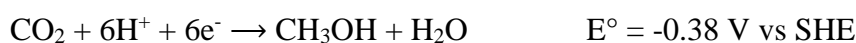
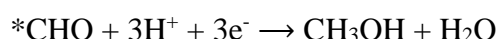
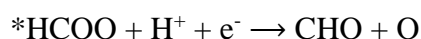
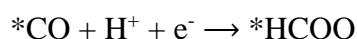
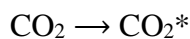
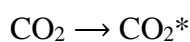
The conversion of CO₂ to formic acid (HCOOH) via reduction usually involves a process of 4 electron transfer. First, CO₂ is reduced to CO, which then undergoes further reduction, being protonated and losing an electron to produce CHO. The formyl intermediate is then further protonated and accepts an electron, forming acid and water. More overpotentials and under acidic environment favors the formation of formic acid. At the same time, some catalysts such as Ag, Au, or Pd exhibit a higher selectivity for formic acid.



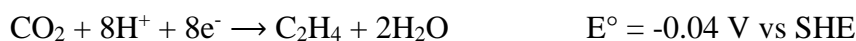
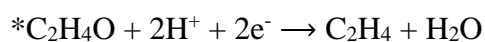
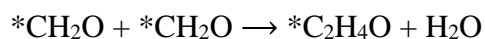
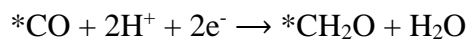
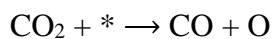
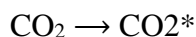


View Article Online
DOI: 10.1039/D4MA00321G

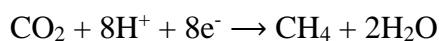
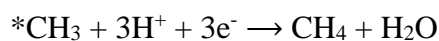
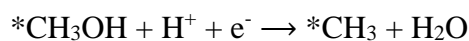
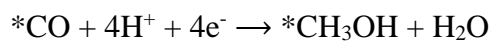
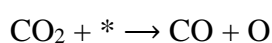
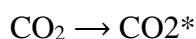
Usually, there is a complex process of creating methanol (CH_3OH) from CO_2 . The typical course of conversion of CO_2 is this: first, it is reduced to CO in a two-step reaction sequence, and then goes into the formation of HCOO . The HCOO intermediate then takes on additional reductions with protonation and electron transfer, leading to formaldehyde. Formaldehyde, in turn, has a series of hydrogenation reactions which consist of multiple protonation and electron transfer steps, and ends in methanol production. In the generation of methanol, the overpotentials that are higher and the more reducing environment the more likely. Quite a number of Cu-based catalysts have shown high methanol selectivity, especially those with alloying elements.



Turning CO_2 into hydrocarbons such as ethylene (C_2H_4) through electrochemical reduction typically involves multiple steps. CO_2 is first reduced to CO , and this species can then undergo hydrogenation as well as C-C coupling reactions. CO can transform by a series of protonation, electron transfer, and bond formation steps to $*\text{C}_2\text{H}_x$ (ethylene precursor). Further hydrogenation reactions produce ethylene. At high cathodic potentials in general alkaline conditions favor of the formation of ethylene. Transition metals like Cu assist in C-C coupling and catalyze CO_2 activation; these enhance ethylene production.



The formation of methane (CH₄) by the reduction of CO₂ is typically accomplished through a complex series of reactions. In the beginning, CO₂ is turned into CO, which is then hydrogenated to produce CHO (formyl intermediate). The *CHO intermediate can be further reduced to *CH₃ (methyl intermediate) through protonation and electron transfer steps. Subsequent hydrogenation reactions lead to the formation of methane. Methane formation is favored at high cathodic potentials and under reducing conditions. Catalysts like Ni, Cu, or bimetallic systems often exhibit higher methane selectivity. All mechanisms for e-CO₂R to C₁ and C₂ products are schematically shown in Figure 3.



$$E^\circ = -0.24 \text{ V vs SHE}$$



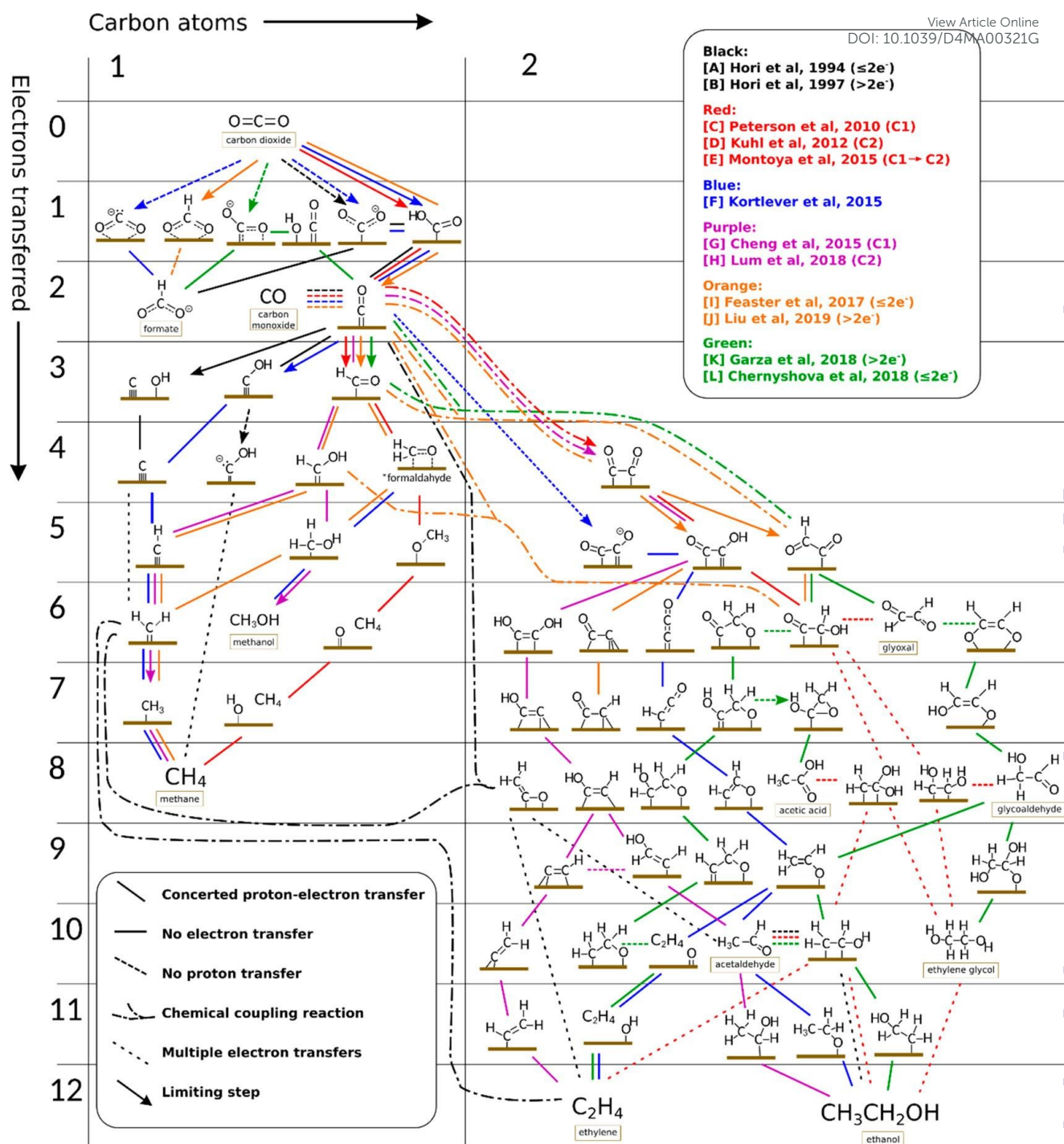


Figure 3: Possible different routes for the production of C₁ and C₂ products over the surface of polycrystalline copper upon e-CO₂R. Reproduced with permission from Ref. [11] Copyright 2023, American Chemical Society.

The electrocatalyst selectivity and activity have a significant impact on the reaction pathway and the resulting product distribution. The catalyst's material, composition, and surface structure significantly impact the CO₂ reduction's efficiency and selectivity. The reaction



mechanism can be complex, with multiple competing pathways occurring simultaneously. The catalyst's surface morphology and defects, as well as reaction conditions such as temperature, pressure, and pH, can affect the reaction mechanism and product distribution [22].

Modern electrocatalysis research aims to enhance comprehension of these mechanisms and create efficient catalysts that can boost CO₂ reduction selectivity and activity. This will facilitate the development of sustainable and economically possible carbon capture and utilization technologies.

3. Importance of Cu-based catalysts in e-CO₂R

Cu-based catalysts have gained significant importance in electrochemical CO₂ reduction for several reasons like. Their high Selectivity for C-C Bond Formation. Copper-based electrocatalysts show a great deal of selectivity in the formation of C-C bonds during the reduction of CO₂ [23]. By this means it is possible to synthesize valuable hydrocarbon compounds such as ethylene (C₂H₄) and methane (CH₄), highly varied in industrial applications as fuels or for use with chemical feedstocks. Natural limit defects of these Cu nanosheets (2-14 nm) were designed to produce ethylene with a high ethylene Faradaic efficiency or 83.2% from carbon dioxide. These defects enhance the formation of ethylene by promoting C-C coupling through reaction intermediates and hydroxyl ions [24]. In the same way, CuO nanoparticles were made and deposited on conductive carbon materials, resulting in a higher Faradaic efficiency (FE) of over 70% for ethylene but only 30% for hydrogen.

The catalyst exhibited durability and selectivity for ethylene production, due to its active domains and high local pH [25]. The Cu-polyamine hybrid catalyst significantly improves ethylene production selectivity by 87% at -0.47V. Additionally, the full-cell energetic efficiency reaches 50%. Raman measurements indicate that incorporating polyamine on a Cu electrode enhances surface pH, CO content, and intermediate stabilization. This demonstrates the positive effect of polymer incorporation on product selectivity [26]. The tw-Cu foil electrocatalyst has dense twin boundaries and shows a Faradaic efficiency of $86.1 \pm 5.3\%$ for CH₄. It also reduces the barrier for reduction and has high selectivity for CH₄ [27]. Moreover, copper-based catalysts have shown favorable kinetics for CO₂ reduction reactions [28]. Lower overpotentials are possessed by them, resulting in a reduced energy requirement for driving the desired electrochemical reactions. This characteristic is responsible for increment in process's energy efficiency.

Copper-based catalysts can have different oxidation states and undergo structural changes during electrochemical processes [29, 30]. The versatility of Cu catalysts makes them able to form and react with a greater variety of intermediates, leading different products from the same source. Copper, widely available and plentiful, is an inexpensive choice for massive carbon dioxide reduction.



Copper catalysts have low cost and can be used widely. Cu-based electrocatalysts are preferred for the ability to have adjustable catalytic properties. It is possible to change the catalytic properties of Cu-based catalysts by controlling particle size, morphology, and surface composition. Researchers can optimize catalyst performance and customize selectivity for specific CO₂ reduction products. Copper catalysts are stable and durable for electrochemical CO₂ reduction. They resist deactivation and degradation, allowing them to operate efficiently for a long time. Cu-based catalysts are important in electrochemical CO₂ reduction because they can efficiently produce valuable carbon-based compounds with high selectivity. Their abundance, cost-effectiveness, tunable properties, and stability make them ideal for scaling up CO₂ reduction technologies and using carbon dioxide sustainably in various industrial processes [31, 32].

While Cu-based electrocatalysts show promise for CO₂ conversion, there are still some challenges and current issues that need to be addressed. The key issues associated with Cu-based electrocatalysts for CO₂ conversion include their low faradaic efficiency. Cu catalysts often exhibit low faradaic efficiency for specific CO₂ reduction products like C₂ products [33-35]. Undesired side reactions, such as hydrogen evolution and competitive reduction pathways, can limit the selectivity towards desired products like ethylene or methane [36]. Enhancing the faradaic efficiency and selectivity for these materials remain a major challenge. Cu based electrocatalysts can suffer from stability issues during prolonged CO₂ conversion reactions [37, 38]. A hydrophobic coating of long-chain alkanethiols on Cu dendrite enhances CO₂ reduction selectivity by creating a plastron effect. This creates a gas layer on the electrode, which increases the concentration of CO₂ in that area. The current electrode has drawbacks. Future work should focus on promoting stable hydrophobicity on high-surface-area microporous electrodes. This supports the idea that gas diffusion electrodes can produce stable C₂ products, which may explain the low long-term stability of electrocatalytic surfaces [39]. Surface restructuring, agglomeration, or dissolution of Cu nanoparticles may occur, leading to decreased catalytic activity and selectivity over time [40]. Improving the stability of Cu-based catalysts under harsh reaction conditions is critical for their practical applications. Additionally, the reduction of CO₂ on Cu surfaces often requires high overpotentials, meaning a higher energy input is needed to drive the electrochemical reactions efficiently. Reducing the overpotentials would enhance the energy efficiency of the process and make it more economically viable [41]. Diffusion of CO₂ to the catalyst surface can be a limiting factor, especially in dense electrode structures or with thick catalyst layers. Insufficient CO₂ transport to the catalyst surface can lower reaction rate and efficiency. Efficient CO₂ mass transport is important for catalyst designs and electrode architectures [42].



Cu-based electrocatalysts are susceptible to poisoning or deactivation by adsorbed species or impurities in the reaction environment [43, 44]. Oxygen or sulfur-containing species that are adsorbed can block active sites or alter the electronic properties of the catalyst, leading to reduced activity and selectivity [45]. Mitigating catalyst poisoning effects is crucial for ensuring long-term performance. Despite the abundance and cost-effectiveness of copper (Cu), scaling up copper-based catalysts for large-scale CO₂ conversion processes is still challenging. Innovative synthesis approaches are important for addressing challenges in CO₂ conversion with Cu-based electrocatalysts. Various synthesis techniques can precisely control catalyst composition, morphology, and structure. These approaches improve the selectivity and activity of Cu-based catalysts by giving them specific properties. Metals can be added through alloying or surface modification. Bimetallic or composite catalysts can improve catalytic performance and selectivity by leveraging the synergistic effects between Cu and other metals. Bottom-up assembly methods can be used to develop nanostructured Cu catalysts, providing control over particle size, shape, and surface properties. This leads to improvements, in both the efficiency and stability of reactions. Researchers have the opportunity to employ synthesis techniques in order to design electrocatalysts based on copper that exhibit performance, selectivity, stability and scalability for efficient conversion of CO₂.

4. Mechanistic Insights from Spectroscopic Techniques

Recent discoveries and developments from spectroscopic techniques such as XAS, Raman and IR spectroscopy have provided mechanistic knowledge of CO₂ reduction on Cu-based electrode catalysts. XAS, especially the XANES and EXAFS, demonstrates the change of the Cu oxidation state and the ability of local geometry around Cu, which represents the transition from Cu(II), Cu(I) to active Cu(0) during the catalytic process. The Raman spectroscopy identifies surface species such as CO and CHO which play important roles in the reaction route map while the IR spectroscopy is useful in gaining information on the adsorbed species and reaction intermediates. Each of these spectroscopic strategies combined provides a detailed description of the dynamic processes occurring at the catalyst surface and with CO₂, which is profitable for the development of enhanced and selective electrocatalysts. EC-RSoXS was employed to study the real-time and real-space particle interactions as well as the chemical surroundings of Cu nanocatalysts in e-CO₂R. The changes of Cu nanoparticle properties depending on the particles size and interaction with soft X-ray beams were analyzed. The 7-nanometer nanoparticles were primarily oxidized to CuO, whereas the larger 18-nanometer particles showed more resistance to damage. EC-RSoXS combines soft XAS (X-ray

View Article Online

DOI: 10.1039/D4MA00321G



Absorption Spectroscopy) and SAXS (Small-Angle X-ray Scattering) methods to give a complete picture of how chemical and physical states affect the interparticle dynamics of nanocatalysts [46]. Furthermore, another research has showcased that the utilization of Ce-Cu₂O, a catalyst characterized by a unique orbital coupling between high-order Ce⁴⁺ 4f and O 2p, brings about significant improvements in e-CO₂RR (Figure 4). Throughout a 7-hour operational run, the as-synthesized CeCu₂O sample consistently generated C₂H₄ and demonstrated a C₂H₄/CO ratio 1.69 times higher than that of the Cu₂O catalyst. The Ce-Cu₂O catalyst maintained stable Cu⁺ species during the entire CO₂RR process [47].

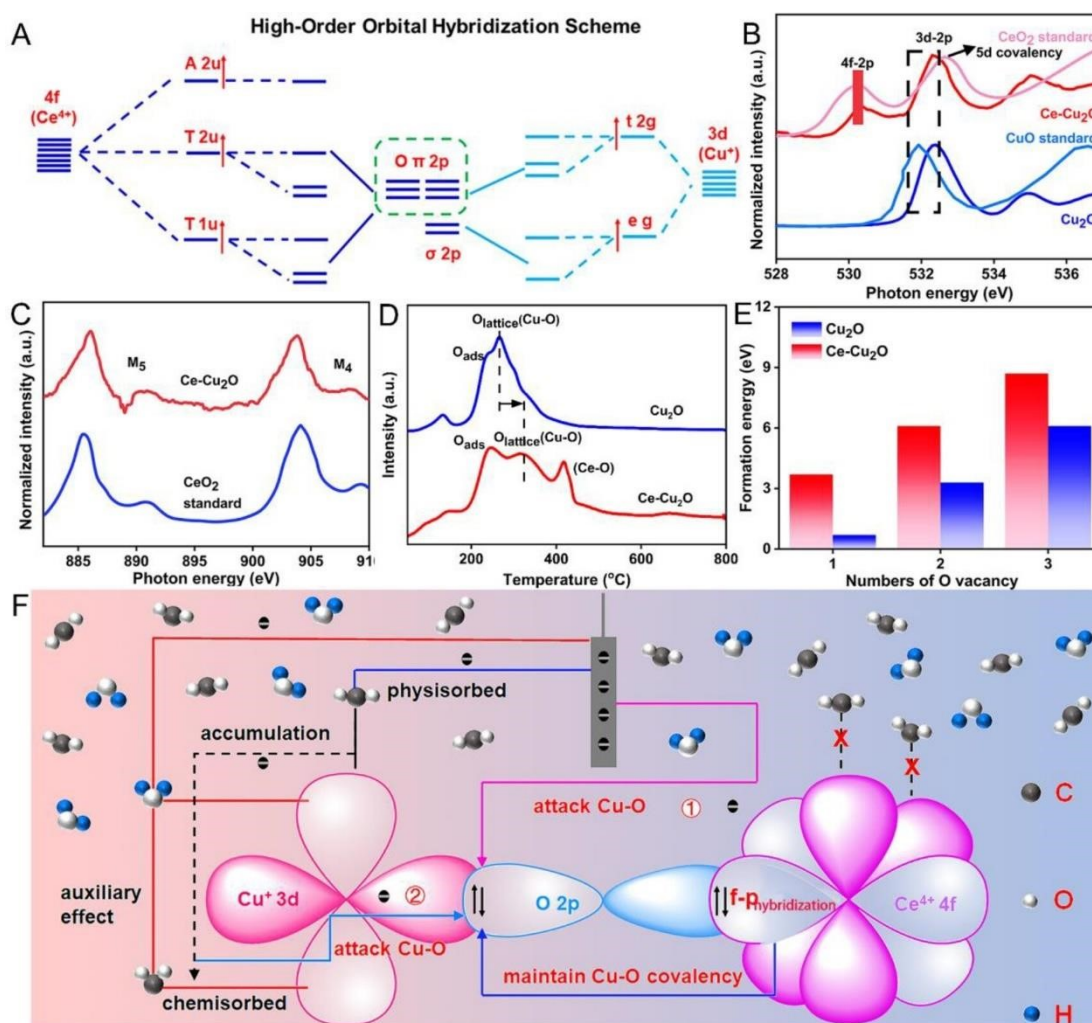
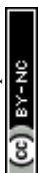


Figure 4: Molecular orbital representation of Ce⁴⁺ 4fO 2pCu⁺ 3d coupling (A). Ex situ sXAS measurements of the O-K edge in CeCu₂O and Cu₂O catalysts (B). Ex situ sXAS at the Ce-M_{4,5} edge in Ce-Cu₂O (C). Ce-Cu₂O and Cu₂O O₂-TPD spectra (D). Energy dissipated in the production of OV_s in Ce-Cu₂O and Cu₂O, as calculated by E. F) A schematic showing how the connection between the high-order orbitals 4f and 2p in Ce-Cu₂O prevents CuO deactivation



and shields the Cu⁺ site from electron attack during the CO₂RR. Reproduced with permission from Ref. [47] Copyright 2023, American Chemical Society.

In another facet of this research, pure Cu, a metal known for catalyzing the conversion of CO₂ to hydrocarbons with high FE, was utilized for e-CO₂RR. Researchers closely monitored the structural dynamics of Cu during the electrochemical process using techniques such as electrochemical scanning tunneling microscopy and Raman spectroscopy. Through control of polarization potential and in situ synthesis time, it was discovered that polycrystalline Cu surfaces could give rise to Cu nano-cuboids. Additionally, a graphene monolayer was grown on the Cu surface to create smaller features with enhanced catalytic activity [48].

Furthermore, the study employed in situ HERFD XAS to investigate the potential dependency of a single Cu layer, revealing significant differences compared to bulk Cu electrodes. Unlike thick Cu electrodes, which exhibit two redox transitions, only one redox transition was observed for 1 ML Cu/Au(111) and 1 ML Cu/Pt. This single Cu layer exhibited an anodic shift in the onset of Cu oxidation. The considerable tensile strain experienced by a single Cu monolayer when deposited on Au, Pt, and platinum-group metals was found to influence the redox behavior and interaction with e-CO₂R intermediates. This tensile strain allowed for tunability in the ratio of methane to ethylene formed [49]. Moreover, the research demonstrated that the incorporation of s-ZnO into s-CuO during the fabrication of a series of sputtering electrocatalysts significantly altered the product profile of the CO₂RR reaction. Specifically, the efficiency of CH₄ generation increased, while the production of C₂₊ products decreased under ideal conditions. In situ XAS analysis revealed that the coordination number of Cu sites played a crucial role in CH₄ formation, which was influenced by the presence of Zn sites and led to a reversal of Ostwald ripening during the CO₂RR [50].

Furthermore, another research confines a copper-complex catalyst in a membrane electrode assembly, scientists employed a carbon nanoparticle moderator method. Real-time XAS experiments demonstrated that increased carbon nanoparticle loadings reduced the coordination number of metallic copper. The system operated continuously for over 110 hours, achieving a CO₂-to-methane selectivity of 62%, a methane partial current density of 136 mA cm⁻², and a copper coordination number of 4.2 [51]. Lei et al. have designed nanocrystals of Cu₂(OH)₂CO₃, Cu(OH)₂, and CuO for e-CO₂R. In-situ XRD and Raman spectroscopy confirmed the complete reduction of precursors to Cu(0), and Cu(0) was identified as the active species responsible for the improved selectivity. Initially, the strong C₂₊ selectivity was



attributed to the small grain size of the resulting Cu. Interestingly, Cu nanocrystals synthesized from $\text{Cu}(\text{OH})_2$ and $\text{Cu}_2(\text{OH})_2\text{CO}_3$ were found to possess substantial tensile stresses, as indicated by in-situ XRD. These stresses play a crucial role in promoting hydrogenation of $^*\text{CO}$ and C-C coupling, ultimately enhancing the overall e- CO_2RR selectivity while reducing HER rates [52].

5. Theoretical Calculations and Computational Studies

Theoretical calculations and computational studies, particularly those involving density functional theory (DFT), play a crucial role in the design and optimization of catalysts for CO_2 reduction. These approaches allow researchers to model and predict the electronic structure, potential energy surfaces, and reaction pathways of catalyst materials at an atomic level. A DFT study found that Cu-M bimetal catalysts have notable effects on the reaction barrier and catalytic activity of CO_2RR and HER. The Cu-Pd catalyst is better for CO_2RR than HER. This information can help in designing effective electrocatalysts and syngas production applications [53]. By simulating interactions between CO_2 and catalyst surfaces, computational studies can identify active sites, determine the most favorable reaction intermediates, and predict product selectivity. This theoretical insight complements experimental findings, guiding the rational design of catalysts with enhanced activity and selectivity. For instance, DFT calculations have helped in optimizing the composition and structure of Cu-based catalysts to improve their performance, ensuring a more efficient conversion of CO_2 to valuable chemicals.

The self-supporting and through-hole structure of CuSAs/TCNFs facilitated an increase in the number of useful Cu atoms while simultaneously reducing the number of incorporated metal atoms in the material. These individual Cu atoms played a pivotal role in the e- CO_2RR reaction. Notably, the process yielded stable C_1 products with a current density of -93 mA cm^{-2} , maintaining stability in water for over 50 hours. DFT simulations suggested relatively high binding energy for the $^*\text{CO}$ intermediate in isolated Cu atoms. These findings suggest the potential for CO conversion into other valuable products, such as methanol, contributing to the reduction of CO levels [54]. Besides, ethanol synthesis emerged as one focal point: copper nitrogen-doped carbon materials with porphyrin-like Cu graphene structures played a critical role. The reversible transformation of porphyrin-like Cu sites to metallic copper nanoclusters complicates understanding their specific activities. A computational method was used to model the structure of the Cu-N-C material. Employing DFT calculations, the main focus of the work was on e- CO_2R for ethanol and ethylene production. In both CO reduction and ethanol production, Cu nanoclusters are significantly better than single sites. This all-encompassing

View Article Online
DOI: 10.1039/D4MA00321G

Materials Advances Accepted Manuscript



piece of research helps to further our knowledge of Cu-based catalysts for many different CO₂ conversion processes [55].

Further expanding the investigation, the research delved into the CO₂RR process catalyzed by a material housing a single Cu site within an N-doped carbon surface. Utilizing periodic DFT computations, distinct surface models were developed for the first CuN₄ site and a secondary Cu cluster at negative potentials. While the feasibility of the single-site surface was found to be thermodynamically challenging, the mechanistic study highlighted the significant activity of the Cu₁₃N₄ nanocluster surface in driving CO₂R. Notably, the catalytic activity of the Cu, N-doped carbon with a single site heavily depended on the presence of Cu₁₃N₄ nanoclusters on its surface, owing to their unique capability to facilitate the crucial C-C coupling reactions required for C₂ product formation [55].

DFT simulations were also employed to investigate the binding energies of CO₂R intermediates. Surface slab models for Cu(111), Sn(200), and Cu₃Sn(002) were constructed based on XRD data. The binding energy of H* on Cu₃Sn(002) was similar to that on Cu(111), while CO* binding energy on Cu₃Sn(002) was lower. This difference, along with the energetically preferable CO desorption process over CO* reduction, contributed to improved CO selectivity compared to Cu(111). The presence of surface Sn dramatically impacted HCOOH formation selectivity, allowing for control over two-electron reduction product selectivity through Cu-Sn alloying [56]. In this same study, DFT calculations were employed to examine the adsorption properties of CO₂ on clusters of Cu₅₅, Cu₅₄Ni₁, and Cu₄₂Ni₁₃, featuring highly symmetric cub-octahedral, decahedral, and icosahedral structures. The composition of these clusters was found to influence the energy required for CO₂ adsorption, with the icosahedral Cu₄₂Ni₁₃ cluster demonstrating the highest CO₂ adsorption capacity [57].

Further, using DFT calculations, the the impact of Zr doping on CO₂ hydrogenation to CHO in icosahedral Cu NPs was investigated. The findings indicated that Zr doping of Cu NPs improved CO₂ adsorption and hydrogen dissociation. Zr atoms played a crucial role in stabilizing chemical intermediates by lowering energy barriers [58]. Additionally, the B-doped copper surface (B@Cu(111)) catalyst's structure, activity, and selectivity were probed with DFT simulations. It was revealed that CO adsorption and activation occurred at the B site, with CO favoring coupling to *C₂O₂. B played a crucial role in the conversion of carbon dioxide to ethanol and in capturing CO. The electronic structure and Bader charge analysis demonstrated that B stabilized C₂ intermediates by providing both empty and occupied orbitals for CO



adsorption and activation [59]. In another study, the DFT simulations were employed to study e-CO₂R using Cu-X catalysts. Thermodynamic studies linked the O affinities of dopant atom sites and the Cu site's selectivity towards C₂ hydrocarbons and alcohols. Doping Cu-X catalysts with strong O affinity atoms, such as the Cu-B catalyst, favored the ethylene route. Non-metal doping on Cu surfaces often improved ethane selectivity while suppressing ethanol selectivity. The effect of electrical characteristics on intermediate adsorption and inherent selectivity was also addressed [60].

In a related study, Chang and coworkers have employed DFT calculations to investigate the highly selective formation of C₂ during CO₂RR on different copper surfaces, with a particular focus on Cu(711). The Cu(711) surface presents a unique challenge due to the presence of a high dipole-dipole repulsive force, which excludes the formation of an OC-CO intermediate via the CO-CO route. Instead, adsorbed CO undergoes protonation, leading to the creation of CHO or COH intermediates. Lowering the activation energy for C-C bond formation with adsorbed CO is achievable through the production of COH or CHO. In contrast, Cu(100) and Cu(111) surfaces are thermodynamically unfavorable for these reactions. Given the increased likelihood of COH participation in the C-C coupling processes of CO₂RR, its stabilization on the Cu(711) surface is more probable [61]. Additionally, the benefits of Cu cluster-doped C₃N₄ as a CO₂ reducer were investigated utilizing DFT calculations. Cu clusters were identified as ideal active sites for CO₂ adsorption and activation due to their structure and electrical properties, facilitating the separation and transport of photo-generated electrons and holes. The study revealed that C-O carbon atoms in gas-phase molecules could link with C-N₄ carbon atoms in the substrate, reducing the adsorption energy. Furthermore, it determined how the Gibbs free energy of the CO₂R process to produce CO compared to that of the competing HER reaction. For C₂ production on Cu₄-C₃N₄, the reaction barrier was found to be larger than the HER due to the dimerization of *CO [62].

In addition, Xue *et al.* developed efficient and selective electrocatalysts for the e-CO₂RR. Twenty-one MOF supported flexible, self-adaptive dual-metal-site pairs (DMSPs) were screened using DFT calculations. For e-CO₂R to C₂H₆ and C₂H₅OH, the computed limiting potential is -0.87 V, while MOF-808-EDTA-FePt shows even better activity at -0.35 V for CO₂R to C₁ products [63]. Furthermore, DFT was employed to investigate the adsorption, structural changes, energy profiles, and reaction processes caused by CO coverage on the active sites of Cu₂O(111) surface. Due to the presence of unsaturated Cu atoms, the CuCUS on the



Cu₂O(111) surface is shown to be highly reactive towards CO adsorption and subsequent reactions. C-C coupling is favored because the energy barrier of *CH₂ dimerization is lowered at higher CO coverage, specifically between 0.13 and 0.25. The maximum barrier energy occurs in the *CHO route, making the C-C coupling the rate-determining step [64].

Moreover, Das *et al.* modeled the CuAl₂O₄(111) surface for CO₂ conversion to DME using DFT calculations elucidates the importance of dopants (Ga and Zn) in modifying the catalyst's active center. They also reveal Ga's role in changing the acidic site of the CuAl₂O₄(111) surface, enabling methanol conversion to DME [65]. Furthermore, twenty bimetallic M-Cu-BTCs were subjected to DFT calculations to examine their CO₂ adsorption and activation properties. Linear adsorption emerged as a more effective means of interaction between CO₂ molecules and most bimetallic MOFs, except for Pt-Cu-BTC and Pd-Cu-BTC. CO₂ activation was observed on W-, Mo-, Re-, and Os-Cu-BTC complexes. While CO₂ adsorption was stronger on Os-Cu and Re-Cu nodes, W-Cu-BTC and Mo-Cu-BTC showed promise for investigating the underlying mechanisms due to their higher H₂ adsorption capacities. The study also explored both the carboxyl (COOH*) and formate (HCOO*) routes of CO₂ hydrogenation with H₂ molecules on W-Cu and Mo-Cu complexes. While the energy barrier for W-Cu-BTC was 1.27 eV, it was only 1.10 eV for Mo-Cu-BTC [66].

6. Engineering strategies in rational design of Cu-based catalysts for electrochemical CO₂ reduction

There are various synthesis techniques utilized to manipulate the composition, structure, and morphology of copper-based catalysts to reduce CO₂. The choice of synthesis methods plays a part in determining performance and selectivity. Some strategies for synthesizing copper-based catalysts are introduced here.

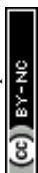
6.1. Single crystal approach

The single crystal approach included the use of single-crystal surfaces with well-defined atomic arrangements to design electrocatalysts for e-CO₂RR. In this context, the key to developing and making electrocatalysts is creating catalysts with specific surfaces of single crystal. Adjusting the crystallographic orientation and atomic arrangements can provide more information about the catalytic mechanism and develop highly effective and selective catalysts. A number of different ways can be provided with this technology to create materials with the desired properties. Epitaxial growth, surface etching, atomically accurate deposition, selective



growth, template-based growth, and tip-based scanning tunnelling microscopy (STM) manipulation are all examples of this kind of technique. That is one important advantage of being able to design active sites consisting of single atoms. In this field, researchers have become interested in making electrocatalysts that can convert CO₂ to CH₃OH using single-atom Cu. It can be seen from first-principles calculations that the Co@Cu SA catalyst has potential to catalyze CO₂ reactions. The d-band of the catalyst becomes narrowed and its center shifts up, making it more stable for CO₂. As a result, energy barriers to the reaction are significantly reduced. This phenomenon enables us to selectively and efficiently produce CH₃OH, which has a profound effect on the entire procedure. The reaction pathway, CO₂ → COOH* → CO* → COH* → CHOH* → CH₂OH* → CH₃OH, is guided by the modified catalyst. It is significant that the SA has a small lattice mismatch, so that it is stable against a surface reconstruction. The catalyst's superiority emerges even more distinctly from the difference in activation energy for the reduction of COOH* compared to Cu: it was not 0.22 eV and an activation energy of 0.54 eV. In addition, the reaction is exothermic, so besides the offer of a source of auxiliary energy generation in this system. In another aspect, the narrow cobalt d-band plays a vital role in the performance of this catalyst by preventing the buildup of unwanted byproducts. This feature results in a higher yield of CH₃OH, further enhancing the overall sustainability and efficiency of the synthesis process. Collectively, the utilization of single-atom and the precise manipulation of crystallographic orientations hold promise for advancing the field of electrocatalysis and enabling more sustainable energy production through the selective and efficient conversion of CO₂ to valuable chemicals like methanol [67].

The pursuit of high-rate e-CO₂RR activities, selectivity, and stability has led by Sassenburg *et al.* to investigate five distinct transition metal catalysts (Ag, Au, Pd, Sn, and Cu). Notably, Au and Pd exhibited CO-limiting current densities of 72 and 50 mAcm⁻², respectively, emerging as standout contenders among the 88 diverse catalyst examinations. The study showcased the convergence of product selectivity for Cu catalysts across both neutral and alkaline environments. Additionally, the investigation highlighted Sn's susceptibility to instability under highly alkaline conditions (Figure 5). The research encompassed an assessment of catalytic selectivity at 10 and 200 mA cm⁻², alongside a fundamental comparison of reaction rates [68].



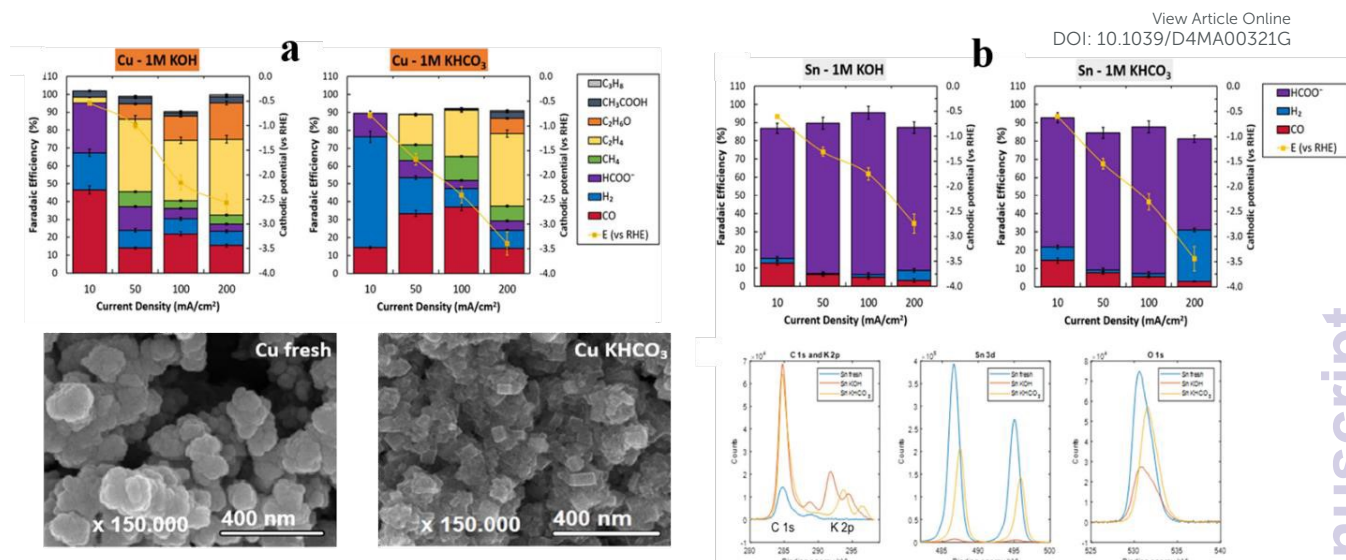


Figure 5: (a) Analysis of Electrodes with Copper Coating: The FE, in relation to activity, is explored across varying cathodic potentials within 1 M KOH (a) and 1 M KHCO₃ (b) solutions. Noteworthy, the error bars within both and panels illustrate the findings from distinct experimental runs. Employing HR-SEM, the visual depiction of fresh copper and its state after 1 hour of KHCO₃ electrolysis underscores the emergence of distinct cubic faceting pattern on catalyst's surface. (b) Exploring Sn-Coated Electrodes: The characterization involves the assessment of Faradaic efficiency concerning activity across cathodic potentials within 1 M KOH (a) and 1 M KHCO₃ (b) solutions. The error bars in both panels (a) and (b) depict the data variations from distinct experimental iterations. Further insights are gained through X-ray photoelectron spectroscopy (XPS) analyses, specifically examining C 1s and K 2p (c), Sn 3d (d), and O 1s (e) scans before and after subjecting the system to a 200 mA cm⁻² experiment in both electrolytes. Reproduced from Ref. [68] Open access article, American Chemical Society.

Furthermore, the evolution of a nanotwinned copper electrocatalyst specifically for e-CO₂RR aimed at methane production. At a potential of -1.2 ± 0.02 V vs RHE, the catalyst exhibited impressive selectivity in generating methane, achieving a FE of $86.1 \pm 5.3\%$. The pivotal role of twin boundaries on Cu(111) facets in reducing the barrier for CO hydrogenation underscores their significance in the creation of CH₄. Notably, the presence of these twin boundaries on Cu(111) renders the surface more predisposed to CH₄ selectivity than a planar copper surface (Figure 6). This multifaceted investigation and the nuanced understanding of catalyst behavior contribute to the advancement of electrocatalytic strategies for sustainable energy conversion [27].



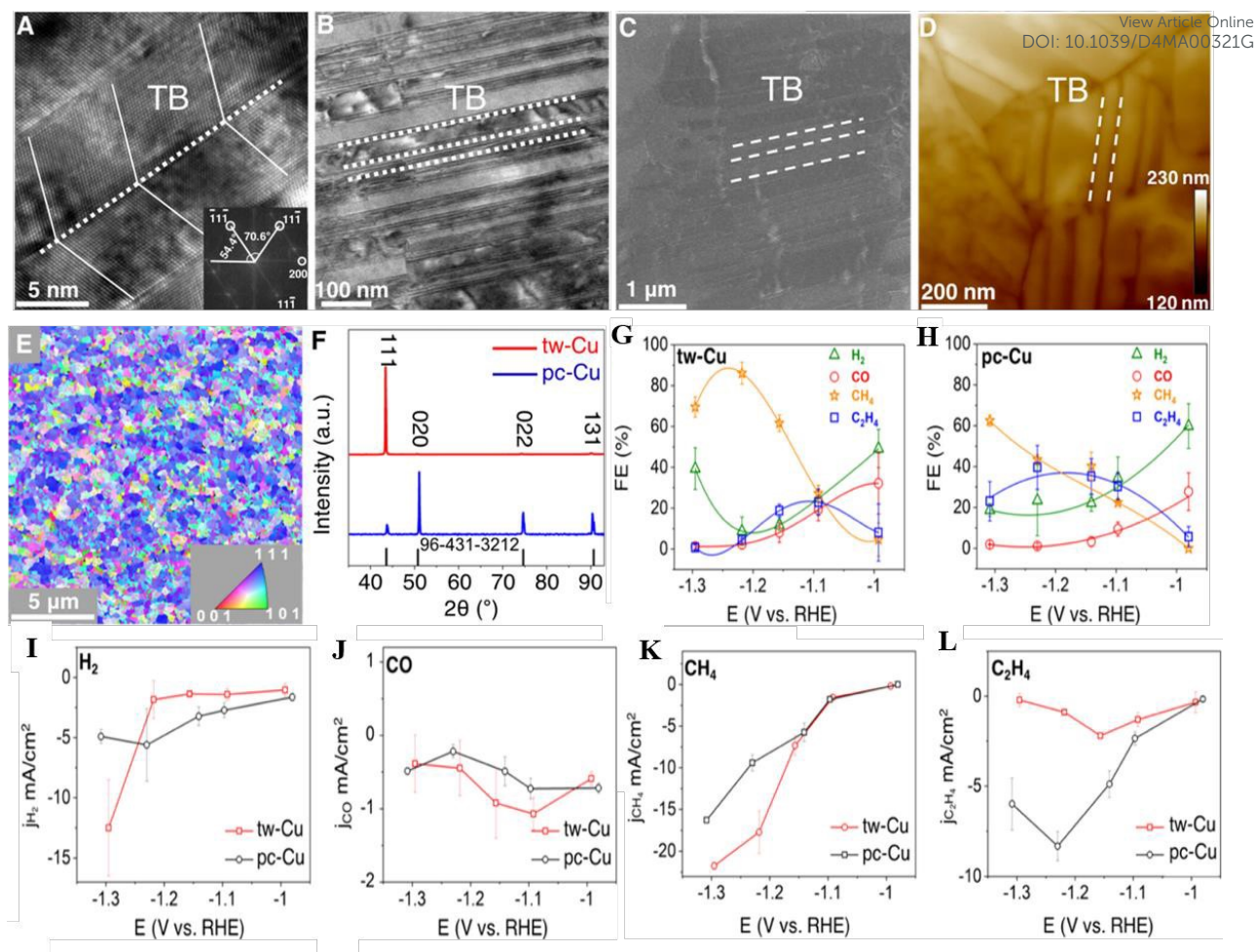
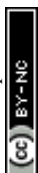


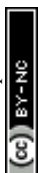
Figure 6: Structural Characterization of Twin-Bound and Polycrystalline Copper Catalysts: (A) Capturing the intricate structure of tw-Cu through HRTEM. The cross-sectional image reveals the assembly of twin boundaries (TB), with an inset FFT analysis illustrating the axial direction and (111) planes expression. (B) Offering a broader perspective, a low-magnification TEM image showcases tw-Cu, where dashed white lines delineate the characteristic twin boundaries. (C) This structural insight is further corroborated by a SEM image of tw-Cu, with white dashed lines again indicating the presence of twin boundaries. (D) A detailed AFM image of tw-Cu discloses a surface roughness of 2.7 nm. (E) The crystallographic texture of the tw-Cu surface is illuminated through EBSD orientation maps. The inset highlights color-coded crystallographic vectors, vividly suggesting a robust (111) texture. (F) XRD patterns of both tw-Cu and pc-Cu reveal the strikingly high orientation toward (111) planes in tw-Cu, a sharp contrast to pc-Cu. This distinction is emphasized through a comparison with the reference sample represented by the black line with PDF number 96-431-3212. *e*-CO₂RR: Demonstrating the FEs of (G) tw-Cu and (H) pc-Cu. The data points corresponding to H₂, CO, CH₄, and C₂H₄ are color-coded as green, red, orange, and blue, respectively. Visualizing the



partial current densities of (I) H₂, (J) CO, (K) CH₄, and (L) C₂H₄, where red lines signify pure Cu and black lines represent pc-Cu. Each error bar emanates from three distinct measurements, while all potentials underwent iR-correction. Reproduced from Ref. [27] Open access article, American Chemical Society.

In contrast, the work by Lyu et al. explored into the impact of trace copper loading within N-doped graphene quantum dots (NGQDs) on both e-CORR and e-CO₂RR. Interestingly, the rise of Cu loading within NGQDs exhibited the capacity to alter the selectivity of catalytic methane oxidation, shifting from primarily C₁ products to C₂ products. A notable outcome was achieved by introducing copper with an increased atomic size of 2.5 mg cm⁻², resulting in a raised selectivity of up to 52% for C₂ products, accompanied by a reduced selectivity of 62% for CH₄. Elevating the Cu loading further to 3.8 mg cm⁻² led to the peak of C₂ product production efficiency at 78%. This observation is particularly significant considering the low partial pressure of CO during e-CO₂RR. The heightened copper loading becomes imperative to enhance selectivity toward C₂ products, thus illustrating the intricate interplay between catalyst composition and product selectivity in the context of sustainable energy conversion strategies [69]. With a shift of focus, Qai et al. carried out research experiments to probe the multifaceted role of crystalline structure and valency in oxide-derived copper (OD-Cu) catalysis as well as the mechanism and characteristics of e-CO₂R. The experiment also used single crystal Cu(111) foils, enabling regulatory analysis of their intrinsic variation in morphology and crystallography. It was interesting that the overall efficiency of the OD-Cu in reducing CO₂, and particularly in achieving C₂H₄ selectivity, was shown to be significantly correlated with the initial oxidation degree of the Cu(111) foil. There is no significant effect on the catalytic activity from enhanced grain boundaries and exhibited polycrystalline structure. These findings highlight a complex web of connections among the structural features, oxidation states, and performance levels of OD-Cu, and therefore produce important contributions to the understanding of environmentally friendly energy conversion processes [70].

The study examined the catalytic activity of copper in the e-CO₂RR and how it varies according to crystal phase. This was done by depositing ultra-pure Cu, which remained in the 4H and 4H/fcc phases. The study found that non-traditional crystal structures had better overall activity and selectivity in e-CO₂RR than the standard fcc-Cu structure towards ethylene. The 4H phase preferentially produced C₂H₄ according to DFT calculations, and neighbors fcc phase In case of 4H/FCC interface. This meant that different crystal phases had different C₂H₄ selectivity



[71]. In an effort to research further, a widespread plan was drawn up by researchers. The goal was to effectively use copper-decorated through-hole carbon nanofibers (CuSAs/TCNFs) in e-CO₂R for the transformation of CO₂ to methanol. A new method was displayed this CuSAs/TCNFs membrane, strong in the hole in a test in the first place as an e-CO₂RR cathode. In the liquid state, the membrane achieved an impressive FE value of 44%.

View Article Online

DOI: 10.1059/MD4MA00321G

6.2 Single atom approach

The single atom approach in the design of electrocatalysts for e-CO₂RR involves the dispersion of individual metal atoms on a suitable support material, often carbon-based. This method maximizes the utilization of metal atoms, ensuring that each atom acts as an active site, thereby significantly enhancing catalytic efficiency. By isolating metal atoms, this approach also allows for precise tuning of electronic properties and coordination environments, which can lead to superior selectivity and activity for specific CO₂RR pathways. The unique atomic configuration of single atom catalysts (SACs) can facilitate the stabilization of key intermediates and lower energy barriers, contributing to higher overall performance in CO₂RR. Chen *et al.* have aimed to increase the efficiency of converting CO₂ to methane by designing a Cu-based catalyst that is augmented with a Lewis acid support. For example, metal oxides like Al₂O₃ and Cr₂O₃ can do it in this way. They can modulate the electronic structure of Cu atoms by means of the intermediate it absorbs through Lewis acid sites. The specific study explored the potential of an ultrathin porous Al₂O₃ that was highlighted by its numerous Lewis acid sites, to bind Cu atoms at the single atom level. Remarkably, yielded a notable increase in FE for CH₄ synthesis, reaching 62%, operating at a potential of -1.2 V and a current density of 153 mA cm⁻². This precise manipulation of individual copper atoms demonstrated a remarkable efficacy in the conversion of carbon dioxide to methane, offering a significant step towards efficient and sustainable energy conversion processes [72]. Zhao and his colleagues switched gears in their work, pursuing methanol production through electrolysis of CO₂. They developed a method in which copper-monitoring MXene was made with much success. The fourth MAX phases underwent selective etching. Only aluminum and copper from the hybrid A layers were specifically targeted for removal. It makes use of the saturated vapor pressure differences between aluminum and copper products. As a result, installing a Cu single-atom catalyst attains an impressive FE of 59.1% in making CH₃OH. The catalyst proved not only to have promise for electrocatalytic stability but also showed the potential of e-CO₂R because of its unsaturated electronic structure at the copper atom. Because of its unique properties, the electric e-CO₂RR



has a low-energy barrier in the rate-determining step. In fact, copper-immobilized MXene plays a key role in promoting the development of sustainable energy solutions [73].

Researchers considered the e-CO₂RR using a carbon substrate featuring coordinated copper atoms within a unique CuN₄ structure. This material showed impressive rates of conversion. It converted 55% of ambient CO₂ with distilled water as its source into ethanol, more impressively, 80% of dissolved CO was converted to C₂-products such as ethanol or ethylene. After all, the high faradaic yield in both cases proved this. Metal copper sites are exclusively ascribed to the catalytic action of separated ones, specifically. Crucially, the starting material was entirely recoverable [74]. Turning attention to another interesting study, Bao *et al.* illuminated the realm of e-CO₂R, employing single copper atoms on MXene nanosheets. The researchers achieved a remarkable selectivity of 98% for multicarbon products and an impressive FE of 71% for ethylene synthesis at a potential of -0.7 V vs RHE. The process involved the combination of carbon monoxide molecules to form the *CO-CHO species, effectively reducing the free energy barrier of the potential-determining step. This catalyst had something special about it as it continued being active all the way through the 68 hours of the electrolysis process, thereby proving that single copper atoms could produce useful compounds made up of many carbon atoms in a substantial way [75].

In a separate project, the effort to achieve e-CO₂R led to the fabrication of atomically dispersed Cu catalysts on defective Ag nanowires. This innovative approach hinged upon a site-specific underpotential deposition method and an electrochemical conditioning treatment strategy, resulting in the dispersion of the Cu/Ag(S) catalyst. The integration of Cu single-atom catalysts remarkably elevated the selectivity and activity of the catalyst in CO₂ reduction. The alteration of the d-band structure and the facilitated interaction between Cu single-atom catalysts and the conditioned surface's defects played a pivotal role. This augmentation led to an enhanced adsorption of e-CO₂RR intermediates, subsequently boosting the efficiency of the process. Impressively, at a e-CO₂RR current density of 2.9 mA cm⁻², the Cu/Ag(S) catalyst exhibited an outstanding FE of 93.0%, surpassing the performance of the Ag(S) catalyst lacking Cu single-atom catalysts. The presence of Cu SACs in proximity to faulty silver surfaces induced increased microstrain and a downward shift in the center of the d-band, effectively reducing the activation energy required for *CO generation by approximately 0.5 eV. This composed interplay resulted in heightened efficiency and specificity in CO₂ reduction, particularly in the



production of CO and C₂ products, underscoring the catalytic competence of the Cu/Ag(S) catalyst [76].

In a distinct exploration by Zheng *et al.*, a catalyst consisting of a single lead atom with copper was employed to successfully convert CO₂ into formic acid. The catalyst's remarkable 96% FE in formate generation underscores its exceptional performance. The active copper sites regulated the first protonation step extremely accurately so that the reaction went towards formate synthesis and made that the only thing produced. The authors supported the use of this method for producing valuable liquid fuels with high purity [77]. Moreover, Song *et al.* delved into the catalytic performance of two Cu SACs with asymmetric surfaces in e-CO₂RR. The CuN₃O/C catalyst exhibited outstanding selectivity for e-CO₂RR, boasting a CO FE of over 90% across a potential range of -0.5 to -0.9 V vs RHE. With a potential of -0.8 V, the selectivity for CO production reached an impressive 96%. In complete contrast, CuCO₃/C catalyst showed terrible CO selectivity. At -0.5 V vs RHE was its only 20.0% CO FE peak. In particular, the CuN₃O/C catalyst displayed a TOF of 2782.6 h⁻¹ at -0.9 V vs RHE, greatly in excess of the highest TOF recorded for CuCO₃, 4.8 h⁻¹ [78].

Furthermore, the e-CO₂R rate can be improved by using Cu single-atom catalysts with adjustable concentrations in addition to nitrogen attachment. In addition to facilitating water dissociation, CH₄ synthesis in the presence of nitrogen involves the metal assisting in the binding of hydrogen to make COOH intermediates. At a potential of -1.8 V vs RHE, CH₄ yield for Cu catalysts was as high as 68.2% along with an impressive CH₄ j of 493.1 mAcm⁻² [79].

So as to convert CO₂ into acetate and syngas more efficiently, a new tandem catalyst had to be developed. A cost-effective catalyst has copper nanoparticles that integrate nickel single atoms selectively. These single Ni atoms make CO coverages bigger, the C-C bond tends to cause an expanded interaction with adjacent Cu nanoparticles to facilitate acetate synthesis. It is worth noting that when flexibility with respect to production of syngas (H₂/CO) is desired, the tandem catalyst varies from 0.06:1 to 19.5:1. The intention of this method is to supply liquid fuels more effectively by incorporating CO₂RR for syngas-mediated thermocatalytic process and helping to achieve a higher selectivity. The target is single C₂ molecules. This is the first critical step from production in the laboratory to implementing it in industry on a large scale [80]. Based on the single crystal and single atom approach, Table 1 lists the different kinds of electrocatalysts developed and designed for e-CO₂R to different products.



Table 1: With the single crystal/atom catalyst approach, a number of electrocatalysts have been specifically crafted for CO₂R. A review of the work reveals, It reflects the selective, as well as the energetic considerations that must be made in good catalyst design in order to get good powers of efficiency.

| Z | Material | electrolyte | V vs RHE | ≈ FE % | | | | | | | | | Ref. |
|---|---|------------------------------------|------------------------|----------------|------|-----------------|-------------------------------|-------------------|--|--------------------|----------------------------------|---|------|
| | | | | H ₂ | CO | CH ₄ | C ₂ H ₄ | HCOO ⁻ | C ₂ H ₅ ⁺ | CH ₃ OH | C ₂ H ₅ OH | C ₂ H ₃ O ₂ ⁻ | |
| | Tw-Cu | | | 39.3 | 1.1 | 69.5 | 0.74 | 0.01 | 0.04 | -- | -- | -- | [27] |
| | Pc-Cu | 0.1 M KHCO ₃ | -1.31 | 18.7 | 1.86 | 62.5 | 23.0 2 | 0.01 | 0.04 | -- | -- | -- | [27] |
| | Cu @ GDE | 1 M KOH | -2.6 | 7 | 18 | 6 | 39 | 4 | -- | -- | 21 | -- | [68] |
| | Cu @ GDE | 1 M KHCO ₃ | -3.4 | 10 | 17 | 3 | 46 | 3 | -- | -- | 8 | -- | [68] |
| | Cu(111)-LO@ GDE | | | 40 | 6 | 8 | 8 | -- | -- | -- | -- | -- | [70] |
| | Cu(111)-MO@ GDE | 1 M KOH | -1.8 | 32 | 4.8 | 12 | 20 | -- | -- | -- | -- | -- | [70] |
| | Cu(111)-HO@ GDE | | | 38 | 2.9 | 2.3 | 27.4 | -- | -- | -- | -- | -- | [70] |
| | p-Al ₂ O ₃ | | | 68 | 4 | -- | -- | 8 | -- | -- | -- | 4 | [72] |
| | Cu/p-Al ₂ O ₃ SAC | 1 M KOH | -1.4 | 10 | 10 | 49 | 1 | 9 | -- | -- | 1 | 9 | [72] |
| | poisoned Cu/p-Al ₂ O ₃ SAC | | | 19 | 21 | 14 | 2 | -- | -- | -- | -- | 9 | [72] |
| | Cu NPs/p-Al ₂ O ₃ | | | 10 | 10 | 39 | 2.5 | 2 | -- | -- | 12.5 | 13 | [72] |
| | SA-Cu-MXene | 0.1 M KHCO ₃ | -1.8 | 75.5 | -- | -- | -- | -- | -- | 17.5 | 5 | -- | [73] |
| | Cu-particles-MXene | | | -- | -- | -- | -- | -- | -- | 4 | -- | -- | [73] |
| | Cu _{0.5} NC | 0.1M CsHCO ₃ | -1.3 | 45 | 22 | -- | -- | -- | -- | -- | 28 | -- | [74] |
| | 4H Au@Cu | 0.1 M KHCO ₃ | -1.13 | 22.5 | 17.5 | 2 | 45 | 8 | -- | -- | -- | -- | [71] |
| | 4H/fcc Au@Cu | | | 29 | 9 | 3 | 39 | 20 | -- | -- | -- | -- | [71] |
| | Cu SAs/TCNFs | 0.1 M KHCO ₃ | -1.2 | 33 | 45 | -- | -- | -- | -- | 25 | -- | -- | [54] |
| | Cu SAs/CNFs | | | 45 | 33 | -- | -- | -- | -- | 22 | -- | -- | [54] |
| | Cu-SA/Ti ₃ C ₂ T _x | 1 M KOH | -0.9 | 18 | -- | -- | 55 | -- | -- | -- | 25 | -- | [75] |
| | Cu-NP/Ti ₃ C ₂ T _x | | | 80 | -- | -- | 8 | -- | -- | -- | 10 | 2 | [75] |
| | BNC-Cu | 0.5 M KHCO ₃ 1 M KOH | -1.46 | 25 | 1 | 72 | 2 | -- | -- | -- | 2 | -- | [81] |
| | Ag | | | | 22 | | | 2 | | | | | [76] |
| | Ag (S) | 0.1 M KHCO ₃ | -1.4 | | 25 | | | 5 | | | | | [76] |
| | Cu/Ag(S) | | | -- | 52 | 4 | 1 | 6 | -- | -- | 13 | -- | [76] |
| | Pb1Cu SAAs | 0.5 M KHCO ₃ | -1.62 (Ag/Ag Cl) | 12.4 | 0.7 | -- | -- | 78.4 | -- | -- | -- | -- | [77] |
| | CuN ₃ O/C | KHCO ₃ | -0.9 | -- | 96 | -- | -- | -- | -- | -- | -- | -- | [78] |
| | CuCO ₃ /C | | | -- | 5 | -- | -- | -- | -- | -- | -- | -- | [78] |



| | | | | | | | | | | | | | |
|----|----------------|---------|------|----|----|----|----|----|----|----|--|------|------|
| 27 | Cu SAs-0.1 | KOH | -1.4 | 32 | 12 | 54 | -- | -- | -- | -- | View Article Online DOI: 10.1039/D4MA00321G | [79] | |
| 28 | Ni SACs-Cu NPs | 1 M KOH | -1.0 | 25 | 33 | 5 | 10 | 13 | -- | -- | 8 | -- | [80] |

6.3. Oxidation state engineering

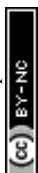
One technique to develop materials for CO₂ conversion involves manipulating the oxidation states of elements. Materials scientists can modify the oxidation states of elements to regulate both activity and selectivity. This way, we learn that oxidation states can change material structure, surface chemistry, and reactivity. By remaining in control of oxidation states, CO₂ is adsorbed and charge transfer is made possible, affecting reaction pathways. Numerous methods exist for engineering oxidation states. Through controlled changes made to a material's surface, for example the addition of groups or the creation defect, surface oxide atom can alter the oxidation states. To adjust oxidation states and improve the catalytic activity of a material, controlled doping involves introducing atoms into the lattice structure. Advanced in situ techniques, as potential modulation allows oxidation states to be manipulated in real time during catalysis and dynamic control over reaction pathways. Thanks to these techniques, researchers have a wide range of tools that can manipulate oxidation states. They can create materials that efficiently convert CO₂ into useful products. According to this idea, one groundbreaking study found that Cu_xO-decorated graphene oxide (G-Cu_xO-T) had the potential to be used as an electrocatalyst that is capable of controlling e-CO₂R. It was found that the function of the electrocatalyst G-Cu_xO-2h (x=1~3) can be controlled by the valency of Cu. Key to this control is the multivalence of Cu. It is Cu(I) above all that has been chosen to improve the adsorption of CO₂ and enable the facile desorption of HCOO⁻, so the catalysis process can be optimized. However, Cu(II) was important in maintaining durability thus enhancing the overall stability [82].

In a parallel avenue of investigation, another study focus shifted to the impact of the substrate (Cu₂O) on the catalytic selectivity of the deposited Sn catalyst. Notably, the presence of Sn played a significant role in formate formation, with the potential to limit the HER requiring a deposition time of less than 120 seconds. Surface analysis revealed the presence of Cu⁺ either on or beneath the surface, attributed to kinetic constraints during cathodic Sn deposition and e-CO₂R. Positioned between Sn²⁺ and Sn⁴⁺ in terms of electronegativity, Cu⁺ occupied a midrange position. The Sn-deposited electrode exhibited enhanced catalytic selectivity when the deposition time was under 120 seconds, attributed to the stabilizing influence of residual



Cu^+ species on the surface of Sn, maintaining it at a positive oxidation state between $+2$ and $+4$ [83]. Concurrently, a separate avenue of inquiry was pursued, leading to the discovery that a Cu/ZnO catalyst could serve as a catalyst for converting CO_2 into alcohols, specifically ethanol and methanol. This was achieved through the oxidation of Cu nanoparticles at a low temperature, followed by their amalgamation with ZnO crystalline powder. Through a liquid-phase setup, the study scrutinized ZnO's influence on the restructuring of the Cu-based catalyst and its electrocatalytic efficiency in alcohol production under varying applied potentials. Enhanced carbon-carbon coupling and ethanol generation were attributed to ZnO inducing higher CO productivity on the Cu/ZnO-based electrode compared to the Cu-only counterpart. The production of ethanol within this tandem catalyst, as a precursor to further CO reduction into C_{2+} alcohols, was directly linked to the abundance of Cu^{1+} and Cu^0 combinations on the CZ catalytic surface [84].

Moreover, the research revealed the catalysing role of the original copper electrodes in influencing their future activity and stability. More specifically, it was found that Cu(I) oxide would dissolve because of its low conductivity when dispersing in $\text{e-CO}_2\text{R}$, but Cu(II) oxide would just as easily be converted into metallic copper. That is to say, when these materials were used as electrodes and maintained at above room temperature they behaved more like liquid crystals than crystalline solids. However, the high activity and selectivity reported in the literature for OD-Cu electrodes could potentially be attributed to the fact that Cu(II) dissolution, which is more prevalent in bulk electrodes like foils or single crystals, exposes the metallic surface beneath the porous Cu(II) oxide structure. The outcomes of this study demonstrated that metallic copper is an excellent electrocatalyst for $\text{e-CO}_2\text{R}$ and that the metal's intrinsic activity can be modified without compromising its conductivity. In order to maintain the stability of the metallic copper matrix phase, moderate doping levels must be used, which might influence activity and selectivity [85]. In another study, Cu-MOF/NP catalysts were made from MOF templates. More specifically, the Cu-MOF20/300 nanoparticles proved to be potent electrocatalysts for electrochemical CO generation because of their Cu/Cu₂O heterogeneous structure and vast active surface area. Impressively, the Cu-MOF20/300 catalyst demonstrated a high Faradaic efficiency (FE_{CO}) of 43.8% for CO generation. Furthermore, the electrochemical reaction performance of the flow MEA reactor displayed significant enhancements compared to the conventional H-type setup. The reactor's compact design allowed it to reach current densities in excess of 230 mAcm^{-2} at low applied potential, effectively lowering both ohmic and charge transfer resistances. The incorporation of a fillable



gas-liquid separation component made it much more sensitive to changes, thereby facilitating detection and estimation [86].

To gain deeper insights, the study explored the complex relationship between torsion and porous Cu electrode oxidation state. It turns out that substrates with high tortuosity have lower CO₂ content and especially in deeper layers. Amazingly high tortuosity in the network resulted in bubbles of CO traveling farther, increasing the chance of CO going back to surface catalytic surfaces. The generation of C₂₊ products was favored by this phenomenon. The generation of CO, HCOOH, CH₄ and C₂₊ products, those trends were elucidated in this study, showing that their production was influenced by CO₂ and CO availability and an intricate interplay between them. Cu oxidation states was used as a system of extracting selectivity insights from research on yields/efficiency for carbon dioxide reduction. This detailed analysis showed that metallic copper had more favorable C₂₊ alcohols pathways than copper derived from Cu²⁺ or Cu⁺ particles [87]. In another facet of their research, scientists also succeeded in regenerating the Cu catalyst in situ for the sustainable reduction of CO₂ into various carbon products. Using an AC intermittent working mode, the catalysts went through periodic invigoration by the oxidizing Cu surface. When operated in this effective manner, at a constant current density of 150 mAcm⁻² the Cu catalyst remained active for an impressive 120 hours and maintained 40% selectivity throughout [88].

The authors demonstrated that, for better efficiency, optimizing the placement of the semiconductor sensitizer and CuO_x co-catalyst was better. In addition, the research also explores the role played by thin Cu₂O. The findings showed that CO₂ reduction was affected by the distribution of the Cu surface's oxidation states. Because of CO_{atop} intermediate species and C₁ hydrocarbon-product production, electrodeposited Cu electrodes had higher Cu(I) in them. Conversely, the initially prepared electrodes' presence of Cu(0) in their oxidation state hindered hydrocarbon product development. Moreover, the coexistence of Cu(I) and Cu(0) in the CO₂-reduction products yields not only CO_{bridge} but CO_{atop} as well, leading to the high selectivity for the C₂ product [89]. When using HQ-Cu or AN-Cu; both of which were electrodes comprised of mixed oxidation states, a greater selectivity for C₂₊ products was noted. The distribution and historical development of different Cu species were characterized using FIB-TEM/EELS. Notably, during the steady state of CO₂RR, the HQ-Cu electrode underwent complete reduction to metallic Cu, indicating that the observed high C₂₊ selectivities did not rely on specific Cu oxidation states. To ensure complete reduction to Cu⁰ prior to CO₂RR, the



electrodes underwent electro-reduction pretreatment. Further bolstering the pivotal catalytic role of Cu⁰ and the minimal impact of the initial oxidation state of oxidized Cu, the pretreated electrodes exhibited slightly enhanced selectivity toward C₂₊ products. Notably, an oxidation-reduction cycle led to crystal fragmentation, observed when oxide crystals in HQ-Cu and AN-Cu were reduced and fragmented into small irregular Cu grains under the negative potential of electro-reduction pretreatment or CO₂RR [90].

In the pursuit of exceptional CO₂RR performance, a 1D composite SnCu-CNS was resourcefully developed, boasting a hierarchical structure of nanotubes and loaded nanorods. This composite showcased remarkable trait, achieving a partial current density of 205.1 mA cm⁻² for formate at a 1.0 V vs RHE cathode potential, and reaching an impressive peak FE of 95.1% within an H-type cell [91]. Another study's findings unveiled a synergistic connection between the structural evolution of Cu₂O and the surface-interface CO₂ reaction. During the cathodic scanning phase of CV, CO* derived from CO₂R assumed the role of a stabilizer, effectively preventing the oxidation of metallic Cu. This stabilization process expedited the shift from inert Cu₂O to the more dynamic Cu/Cu₂O under regular operational conditions. Importantly, the incorporation of Cu/Cu₂O led to a substantial increase in FE for ethanol, elevating it from 5.15% to an impressive 56.56%, and significantly fostering the generation of C₂ products [92].

To ensure the stability of Cu⁺ sites during the CO₂RR reaction, the researchers designed PdCu₃N, a catalyst built upon the antiperovskite type Cu₃N. Remarkably, the incorporation of negative-valence Pd into the catalyst significantly augmented the synthesis of C₂ products, resulting in a substantial increase in the FE of C₂ (78.2%) compared to the Cu₃N catalyst with only single Cu⁺ sites (5.6%) [93]. Concurrently, another study delved into the utilization of Cu nanosheets decorated with small Cu₂S nanocrystals as catalysts for the e-CO₂R into C₂H₅OH (Figure 7). The investigation showcased that in an H-cell containing 0.1 M KHCO₃, the total current density reached 45 mA cm⁻², accompanied by a substantial J_{C₂H₅OH} of approximately 20.7 mA cm⁻². The advantageous attributes of decorating Cu nanosheets with nanocrystals encompassed a non-flat, stepped surface, a high localized positive charge of Cu⁺, and well-established interfaces between Cu⁺ and Cu⁰. These attributes collectively enhanced CO₂ adsorption, facilitated charge transfer for CO₂RR kinetics, facilitated the dissociation of the *COOH intermediate into *CO, heightened the affinity of *CO on the catalyst, reduced the



energy barrier of CC coupling, created favorable spatial conditions for C_2H_5OH production, and facilitated the spontaneous hydrogenation of $*CH_2CHO$ to $*CH_3CHO$ [94].

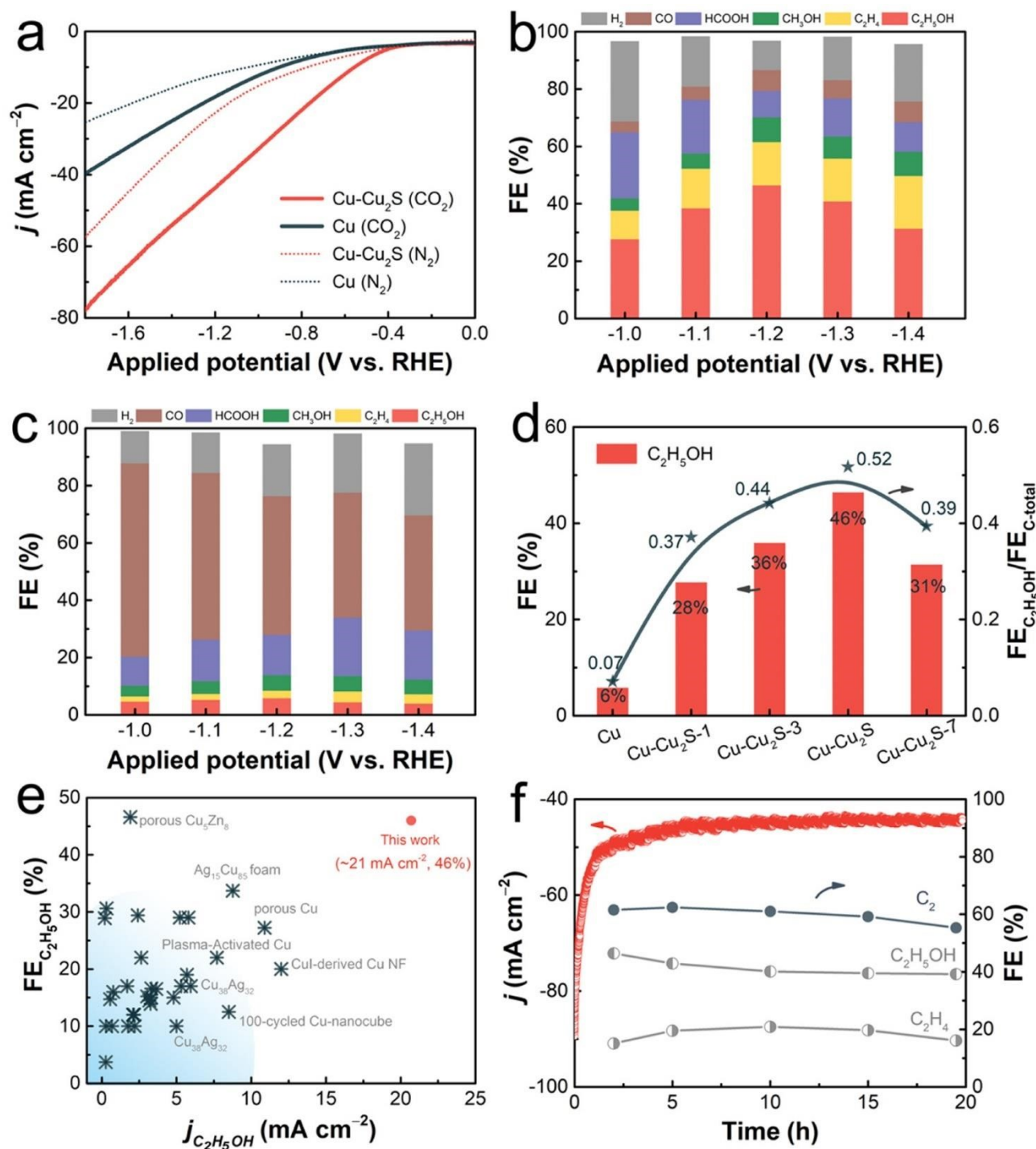


Figure 7: Electrochemical activity of the manufactured catalysts for CO₂R. In a N₂ and CO₂ saturated 0.1 M KHCO₃ aqueous electrolyte (a), the LSV curves of pure Cu and CuCu₂S are shown. Distributions of the products of the catalyzed CO₂RR for (b) CuCu₂S nanosheets and (c) pure Cu nanosheets at various applied potentials. At 1.2 V (against RHE), $FE_{C_2H_5OH}$ and



$FE_{C_2H_5OH/FEC}$ products for $CuCu_2S$, pure Cu , and $CuCu_2S-1,3,7$ in an H -cell containing $0.1 M$ $KHCO_3$ solution (d), The comparison of partial current density for C_2H_5OH and the $FE_{C_2H_5OH}$ of $CuCu_2S$ to those of previously reported catalysts. Some examples of these catalysts are copper nanocubes, copper nanofibrils, nanofibrils generated from copper ions, copper alloys, copper activated in plasma, copper foam, and porous copper (e). 20 hours of stability at 1.2 V (against RHE) in terms of geometrical current density and field strength for carbonaceous compounds catalyzed by Cu and Cu_2S (f). Reproduced with permission from Ref. [94] Copyright 2023, American Chemical Society.

In a related investigation, the selective production of CH_4 and C_2H_4 in the CO_2RR process took center stage as CuO_x catalysts with varying oxidation states and reductant agents. The study identified the optimal oxidation state of the copper catalyst, leading to the highest selectivity for C_2H_4 (FE = 53 %). The study explored several potential reaction pathways, including CC coupling, hydrogenation of CO to produce CHO, direct dimerization of CO to produce C_2H_4 , and hydrogenation of CO to yield CHO or COH [95]. Table 2 presents an overview of different electrocatalysts designed by following oxidation state engineering approach for $e-CO_2R$ to a number of fuels.

Table 2: By investigating materials synthesized through oxidation state engineering this table explores the landscape of CO_2R . Specifically tailored catalysts show promise in energy production through their performance in CO_2RR , which involves generating hydrogen, carbon monoxide, methane and other compounds.

| Material | electrolyte | V vs RHE | ≈ FE % | | | | | | | | | Ref. |
|------------------------|-------------------------|----------|----------------|----|-----------------|-------------------------------|-------------------|--|--------------------|----------------------------------|---|------|
| | | | H ₂ | CO | CH ₄ | C ₂ H ₄ | HCOO ⁻ | C ₂ H ₅ ⁺ | CH ₃ OH | C ₂ H ₅ OH | C ₂ H ₃ O ₂ ⁻ | |
| G-Cu _x OT | 0.5 M KHCO ₃ | -0.8 | 64 | -- | -- | -- | 9 | -- | 2 | -- | -- | [82] |
| Cu foil | | | 25 | 22 | -- | -- | 20 | -- | -- | -- | -- | |
| 3 Soaked Cu 0 s | 0.5 M KHCO ₃ | -1.2 | 24 | 31 | -- | -- | 37 | -- | -- | -- | -- | [83] |
| 4 Sn foi | | | 30 | 7 | -- | -- | 68 | -- | -- | -- | -- | |
| 5 S Sn | | | 22 | 8 | -- | -- | 73 | -- | -- | -- | -- | |
| 6 Cu calc | | | 68 | 3 | 2 | -- | 9 | -- | -- | 5 | -- | |
| 7 CZ calc | | -1.4 | 78 | 5 | 1 | -- | 4 | -- | 1 | 7 | -- | [84] |
| 8 PVD Cu films @ 25°C | 100 mM | -1.8 | 76 | 2 | 9 | 9 | 3 | -- | -- | 1 | -- | |
| 9 PVD Cu films @ 150°C | KHCO ₃ | Ag/Ag Cl | 67 | 1 | 13 | 12 | 1 | -- | -- | 6 | -- | [85] |
| 10 Cu/MOF 20/300 | 0.5 M KHCO ₃ | -0.66 | 62 | 35 | -- | -- | -- | -- | -- | -- | -- | [86] |
| 11 OD-Cu-16 | | | -- | 22 | 2 | 15 | 23 | -- | -- | -- | -- | |
| 12 OD-Cu-32 | 0.1 m KHCO ₃ | -1.0 | -- | 23 | 3 | 21 | 21 | -- | -- | -- | -- | |
| 13 OD-Cu-45 | | | -- | 5 | 4 | 31 | 14 | -- | -- | -- | -- | [87] |
| 14 OD-Cu-70 | | | -- | 3 | 6 | 28 | 17 | -- | -- | -- | -- | |
| 15 Cu/PTFE 200 nm | 1 M KHCO ₃ | | 17 | 4 | 16 | 38 | 4 | -- | -- | 10 | -- | |
| 16 Cu/PTFE 700 nm | | | 19 | 7 | 1 | 42 | 8 | -- | -- | 17 | -- | [88] |



| | | | 100 | | | | | | | | | |
|----|------------------------------------|-------------------------|--------------------|----|----|----|----|----|----|----|----|----|
| 17 | Cu/PTFE 1000 nm | | mAcm ⁻² | 18 | 9 | 1 | 42 | 10 | -- | -- | -- | -- |
| 18 | Electrodeposited-Cu | | | 53 | -- | 32 | -- | 9 | -- | -- | -- | -- |
| 19 | As-prepared-Cu | 0.1 M KHCO ₃ | -1.0 | 49 | 3 | -- | -- | 14 | -- | -- | -- | -- |
| 20 | CV-treated Cu | | | 10 | 5 | 38 | 42 | 8 | -- | -- | -- | -- |
| | Electropolished-Cu | | | 70 | 11 | 2 | 15 | -- | -- | -- | -- | -- |
| | HQ-Cu | 0.1 M KHCO ₃ | -1.0 | 30 | 2 | 5 | 27 | -- | -- | -- | -- | -- |
| | AN-Cu | | | 29 | 3 | 3 | 23 | -- | -- | -- | -- | -- |
| | SnCu-CNS | 0.1 M KHCO ₃ | -1.0 | 9 | 28 | -- | -- | 63 | -- | -- | -- | -- |
| | o-Cu ₂ O | 0.1 M KHCO ₃ | -1.06 | 30 | 22 | -- | 13 | 12 | -- | -- | 5 | -- |
| | Cu/Cu ₂ O-CV | | | 9 | 8 | -- | 9 | 14 | -- | 5 | 58 | 5 |
| | Ce-Cu ₂ O | 0.5 M KHCO ₃ | -1.1 | -- | 8 | -- | 11 | -- | -- | -- | -- | -- |
| | Cu ₂ O | | | -- | 4 | -- | 8 | -- | -- | -- | -- | -- |
| | Cu ₃ N | | | 19 | 43 | -- | 2 | 36 | -- | -- | -- | -- |
| | Pd _δ -Cu ₃ N | 1 M KOH | -1.1 | 9 | 10 | -- | 39 | 4 | -- | -- | 32 | -- |
| | Pd _{0.1} | | | -- | 90 | 1 | -- | -- | -- | 9 | -- | -- |
| | Cu | | | -- | 89 | -- | -- | -- | -- | 11 | -- | -- |
| | CuPd _{0.05} | | | -- | 65 | -- | -- | -- | -- | 35 | -- | -- |
| | CuPd _{0.1} | | | -- | 93 | -- | -- | -- | -- | 7 | -- | -- |
| | CuPd _{0.5} | | | -- | 87 | -- | -- | -- | -- | 13 | -- | -- |
| | CuPd ₂ | | | -- | 89 | 1 | -- | -- | -- | 10 | -- | -- |
| | CuPd _{5.7} | | | -- | 91 | 1 | -- | -- | -- | 8 | -- | -- |
| | Cu-Cu ₂ S | | | 18 | 3 | -- | 14 | 19 | -- | 6 | 38 | -- |
| | Pristine Cu nanosheets | 0.1 M KHCO ₃ | -1.1 | 15 | 57 | -- | 3 | 15 | -- | 3 | 5 | -- |
| | CuO _{x-1} | 0.1 M KHCO ₃ | -1.5 | -- | -- | 40 | 20 | -- | -- | -- | -- | -- |

View Article Online
DOI: 10.1039/D4MA00321G

6.4. Alloying approach

The use of alloying is a versatile strategy, in designing electrocatalysts for CO₂R. By combining metals catalysts with customized properties can be created to enhance efficiency and selectivity in converting CO₂ into products. This approach plays a role in tackling challenges related to clean energy conversion. Researchers carefully. Mix metals to optimize the binding strength for CO₂ and its byproducts minimize overpotentials and improve catalytic performance. Importantly alloying can result in effects where the resulting alloys properties surpass those of metals making it an invaluable tool in the pursuit of sustainable CO₂R.

There are two primary types of alloying approaches used in electrocatalysis; pure metallic alloys and compound alloys. Pure metallic alloys involve blending metals to create alloys with enhanced catalytic activity and selectivity. Metals are selected based on their characteristics. Desired catalytic outcomes. On the hand compound alloys combine a metal with a metal element or compound. This approach introduces sites and modifies the electronic structure of the alloy leading to improved performance, in CO₂R.



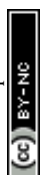
6.4.1. Pure metallic alloys

View Article Online
DOI: 10.1039/D4MA00321G

The use of metal alloys, as a strategy for designing e-CO₂R shows potential in the field of sustainable energy conversion. This approach involves creating catalysts by combining metals to take advantage of their unique electronic and structural properties resulting in synergistic effects. Pure metal alloys are valuable because they can enhance activity, selectivity and stability for CO₂RR. Researchers can carefully. Combine metals to create catalysts with customized behaviors enabling conversion of CO₂ into valuable chemicals and fuels. The significance of this strategy lies in its ability to promote the use of materials found on Earth reducing reliance on precious metals like platinum and palladium. There are different methods used to obtain metal alloys for e-CO₂R. One common approach is controlled electrodeposition, where different metal precursors are deposited together onto a conductive surface, under specific electrochemical conditions. Alloying can also be achieved through treatment by mixing metal precursors and heating them to encourage solid state diffusion and alloy formation. These resulting alloys exhibit effects that improve the binding of CO₂ intermediates and facilitate their conversion into desired products. Pure metallic alloys, in essence provide an eco-friendly approach, to creating electrocatalysts. This significantly contributes to the progress of energy technologies. Helps curb the release of greenhouse gases.

Gunji *et al.* have explored the electrocatalytic selectivity of Pd-based bimetallic nanoparticles for CO₂ reduction. PdZn NPs/CB and PdCu NPs/CB exhibited selectivity for HCOO⁻ production, while PdSn NPs/CB and PdAg₃ NPs/CB favored CO generation. Notably, PdZn NPs/CB displayed a higher selectivity for HCOO⁻, achieving approximately 100% Faradaic efficiency for HCOO⁻ generation at -0.1 V. The presence of PdSn NPs and PdAg₃ NPs/CB suppressed HCOO⁻ production, leading to CO selectivity. The underlying mechanism driving this selectivity is currently undergoing further theoretical investigation [97]. Additionally, CuZn catalysts with varying Zn contents were developed to enhance CO₂R into various products, particularly HCOOH. These catalysts were used as cathodes in PEC reactions and electrodes in electrochemical CO₂ reduction. The CuZn-0.5 catalyst exhibited significantly higher current density compared to Cu-foil, with a FE of 60 %. The synergistic interaction between Cu and Zn sites played a crucial role in increasing the selectivity for HCOOH during CO₂R [98].

In comparison to an electrodeposited Cu electrode, the Cu₇₆Sn₂₄ alloy, composed of Cu₃Sn, demonstrated reduced H₂ and hydrocarbon formation during CO₂R. The alloys exhibited selectivity for CO generation across all applied potentials, with an increase in HCOOH



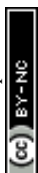
production as the potential was raised. Furthermore, another study highlights that by analyzing the structure of the active site, Cu-Sn binary catalysts have shown improved selectivity. To mitigate hydrogen generation in electrochemical operations, Sn single atoms should replace nearby terrace Cu atoms. The active Cu edge atoms are responsible for this mechanism. These structures maintain thermodynamic stability under reducing conditions. It is advisable to avoid creating competing structures during material preparation. Substituting Sn prevents the HER process by disrupting the local 3-fold symmetry required for efficient H adsorption at Cu edges. By facilitating CO formation from CO₂ through charge transfer from the Sn atom to the Cu edge atoms, increased selectivity for CO is achieved [99]. Similarly, Yoo *et al.* have fabricated 3D-h CuSn in order to examine the impact of composition and geometry on CO₂R. Remarkably, the FE_{CO} was significantly increased to 98.6% at -0.45 V vs RHE when tiny Sn NPs partially covered the Cu surface. Effective CO production was demonstrated at this low Cu/Sn ratio. This change in the FE landscape for the CO₂R is attributed to the hierarchical nanoscale architecture, which generates a strong localized electric field, resulting in K⁺ accumulation near the catalyst surfaces [100].

Using a co-reduction strategy, the Tang *et al.* have developed a Cu-decorated Cu₂O catalyst with tunable activity by adjusting the amount of Ag. The modified CuAg-0.75% catalyst displayed enhanced catalytic performance in producing liquid multi-carbon compounds, particularly ethanol. It achieved a maximum $J_{liquid\ C_{2+}}$ of 288 mA cm⁻² and a $j_{ethanol}$ of 214 mA cm⁻² at a low overpotential. DFT simulations suggested that the CC coupling process might benefit from the overflow of CO from sites with strong CO adsorption on Cu sites [101]. In another experiment, a CuNiZn alloy was also served as the electrocatalyst for the e-CO₂R and e-COR. The primary hydrocarbons produced were alkenes, while formate, carbon monoxide, and methane were byproducts of the initial CO₂R [102]. An-other study highlighted the ability to manipulate bimetallic Cu-Pd nanoalloys to achieve specific morphologies and compositions. Spherical Cu-Pd nanoalloys with a Cu/Pd molar ratio of 1/0.3 exhibited the highest FE for CO conversion, while dendritic Cu-Pd nanoalloys were efficient for H₂ synthesis via HER (65.2% at a polarized potential of -0.87 V) [103].

In addition, the Liu *et al.* investigated the electrical and nano/mesostructural effects of uniformly produced Au-Cu bimetallic films, with an emphasis on their utilization in e-CO₂R. The introduction of Au drastically altered the d-band electronic structure, leading to a reduction in the binding strength of CO. The binding energy in the d-band could be tuned by varying the

View Article Online

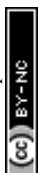
DOI: 10.1039/D4TA00321G



composition of the alloy. Increasing the Au content was found to enhance e-CO₂R activity and selectivity, demonstrating that the electronic effect alone was not sufficient to overcome the linear scaling relationship. Interestingly, copper oxide/hydroxide species on Au-Cu surfaces were less stable compared to those on pure copper, despite the presence of gold. Alloying Cu with Au could prevent the formation of HCOO⁻ by reducing the adsorption energy of *OCHO. The generation of HCOO⁻ was profoundly affected by the electrical effect and d-band structure, although the activity did not scale linearly with changes in composition [104].

Again, for e-CO₂R, Cu-Co bimetallic nanoparticles were synthesized on porous carbon using a process adapted from ZIF by Guo et al. These catalysts achieved current densities as high as 62.1 mA cm⁻² in an electrolyte containing 0.5 M [Bmim]PF₆ in MeCN, resulting in a FE_{CO} of 97.4%. Catalytic activity was increased due to the interaction between Cu and Co, which increased the electrochemical surface area and CO₂ adsorption capacity [105]. However, the Velasco-Vélez et al. have discovered that adding Zn heteroatoms to a copper metal lattice did not significantly boost the creation of profitable multi-carbon species during the e-CO₂RR. The presence of Cu⁺ species in the reaction pathway had little effect on these species [106]. Further, the impact of metal content and particle size on CuCo nanoparticles generated via inverse micellar encapsulation on e-CO₂RR activity was investigated. The results demonstrated that initially, both metals oxidized, and even a small amount of Co significantly enhanced the activity of CuCo nanoparticles. As particle size increased, e-CO₂RR outperformed HER [107].

Furthermore, the pulsed laser ablation in liquids (PLALs) was used to produce noble metal-free multi-principal element alloy nanoparticles (MPEA-NPs) for the e-CO₂R. The electrochemical testing confirmed the unique activity of MPEA-NPs stabilized with poly-(diallyldimethylammonium chloride) (PDADMAC) for CO₂R. It was discovered that Al₈Cr₁₇Co₁₇Cu₈Fe₁₇Ni₃₃ MPEA-NPs exhibited highly efficient catalysis for CO₂R, potentially replacing costly noble metal electrocatalysts [108]. Okatenko *et al.* had shown that the stability of Cu nanoparticles under CO₂RR had been significantly enhanced by the addition of Ga. Ga-added nanoparticles had remained stable for up to 20 hours, whereas the parent Cu nanoparticles had decayed quickly (Figure 8). Employing various experimental and theoretical methods based on the known reconstruction mechanism of Cu nanoparticles under CO₂RR, the researchers had provided an explanation for this observation. They had hoped that their findings would overlay the way for the development of alloyed Cu-based nano-catalysts that could withstand CO₂RR and other reducing reaction conditions. Similar mechanisms to prevent



Cu reconstruction and produce more stable nanoparticles had been found in the study for metals with higher oxophilicity and strong M-Cu bonding energies [109].

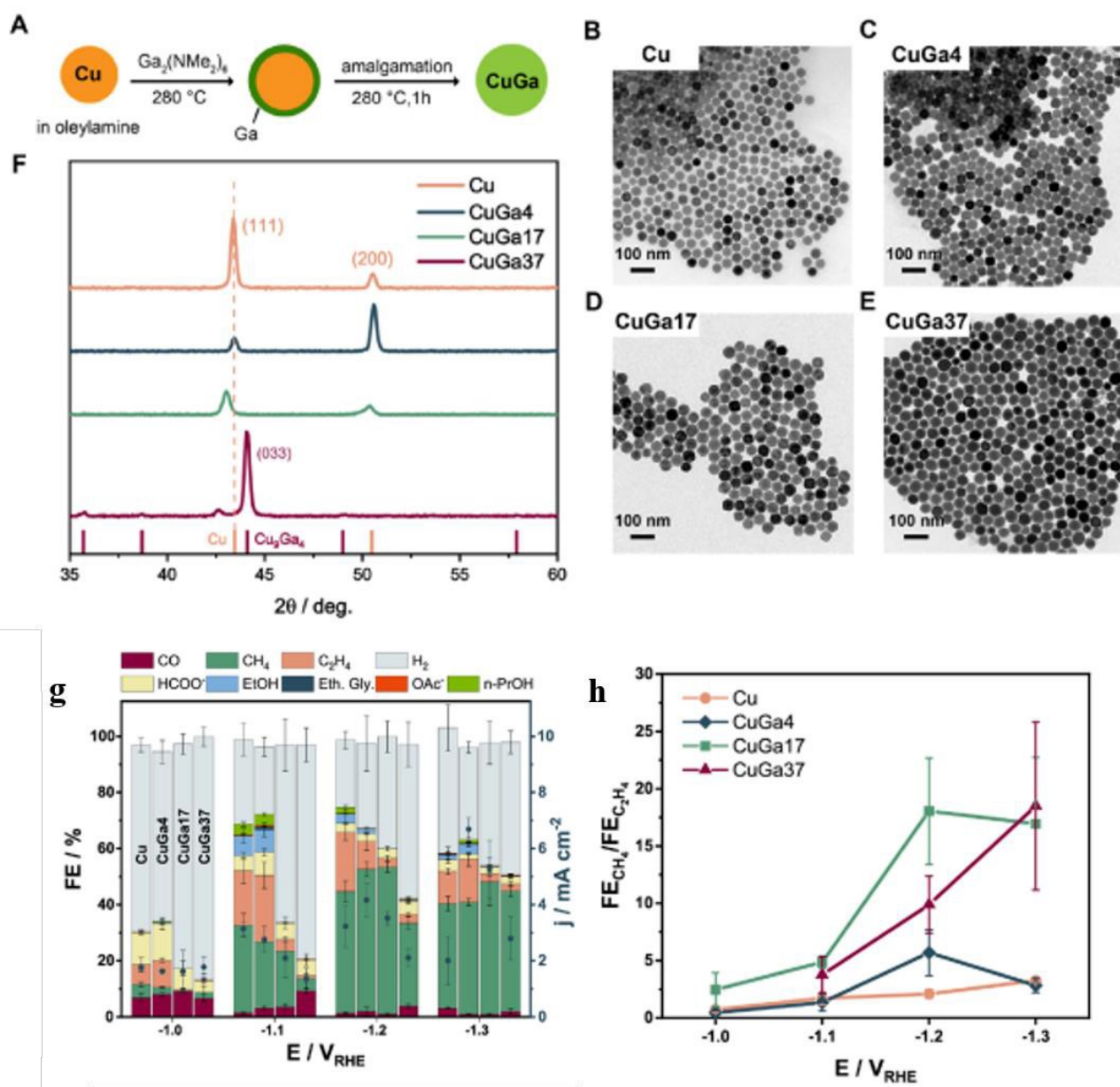
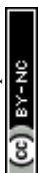


Figure 8: CuGa NPs were synthesized and characterized. (A) A streamlined approach to synthesis. Bright field TEM images of Cu, CuGa₄, CuGa₁₇, and CuGa₃₇ NPs (B–E) and their matching XRD patterns (F). These results point to the synthesis of CuGa NPs with a consistent shape, extremely similar diameters, and varying Ga concentrations. how well the CuGa NPs electrocatalyze CO₂RR. (g) Mean FE (left axis) and geometric current density (right axis) for Cu, CuGa₄, CuGa₁₇, and CuGa₃₇ NPs at various applied potentials (NP loading was held constant at 15 g on glassy carbon with a geometric area of 1.33 cm²) during 45 min CO₂RR in CO₂-saturated 0.1 M KHCO₃. CH₄ preferment in CuGa NPs is indicated by the ratio of the FE



for CH_4 and C_2H_4 across the same potential range (h). Reproduced with permission from Ref. [109] Copyright 2023, American Chemical Society.

Foucher et al. have presented a strategy for the synthesis of Cu-Pt nanocrystals of varying sizes and crystal shapes. A Cu-rich core had been found to be enclosed in a Pt-rich layer, as determined by a thorough STEM-EDS study. Cu-Pt particles had been stable as catalysts because, after being annealed at 800°C, they had become intermetallic CuPt particles. Non-intermetallic CuPt had been found to be stable at 400°C in H_2 or O_2 using in-situ STEM analysis. The production of a Cu oxide layer, which would cover and render Pt inactive, had been prevented by the intermetallic CuPt phase. They had shown that copper alloys didn't always oxidize and decay as quickly as feared, and that nanoscale CuPt structures could help conserve otherwise costly Pt. CuPt particle stability had been of significant interest and may be useful in a number of different chemical processes [110]. In a related context, another study delved into bimetallic CuAg electrodes. These electrodes had bulk compositions closely matching their surface compositions, primarily consisting of Cu and Ag crystallites. During CO_2RR , the presence of CO adsorbates induced the segregation of initially dissolved Cu in the Ag phase, resulting in Cu surface enrichment on the Ag-rich bimetallic electrodes. CO formation primarily occurred on the surface of the Ag domains, while CO reduction was exclusive to the Cu domains. The distribution of products changes when they are produced on a stable CuAg electrode. Changing from pure Cu electrodes significantly decreases hydrogen generation and favors carbonyl compounds [111].

The study proposed an alternate route, using the chemical named DAT to co-electrodeposit high-surface-area CuAg alloys. Instead of nucleus formation the way this method worked merely prevents nucleation, producing more evenly distributed samples of Cu and Ag atoms in CuAg-wire. Using a flow electrolyzer, we found that CuAg-wire samples were more active and cordant in terms of selectivity compared to CuAg-poly and Cu-wire in the e- CO_2R . Products such as C_2H_4 and C_2H_5OH were detected [112]. Seeking a different avenue of study, Pd@Au nanoparticles were developed by impregnating Au nanoparticles with specified amounts of Pd. Intriguingly, it was shown that at varying Pd loadings the catalytic activity for CO_2R was non-linear. In addition, the bimetallic Pd-Au surfaces with isolated Pd presented lower energy barriers for CO_2 activation and were less prone to poisoning by strongly binding *CO intermediates [113].



Moreover, the research delved into the impact of the starting Cu/Zn ratio and the extent of alloying between Cu and Zn components on the product selectivity of CuZn nanoparticles. Under CO₂R conditions, CH₄ was predominantly generated near the metallic Cu in proximity to ZnO, while the exclusive production of CO and H₂ resulted from the reduction of ZnO species and the enhanced Cu-Zn contact [114]. Additionally, Li *et al.* have attained FE exceeding 95% in industrial-scale CO₂ reduction to CO, by a novel antimony-copper single-atom alloy catalyst (Sb₁Cu). This catalyst offered improved selectivity and throughput due to the atomic-level SbCu interface, which facilitated CO₂ adsorption while reducing CO* binding (Figure 9) [9].

View Article Online
DOI: 10.1039/D4MA00321G



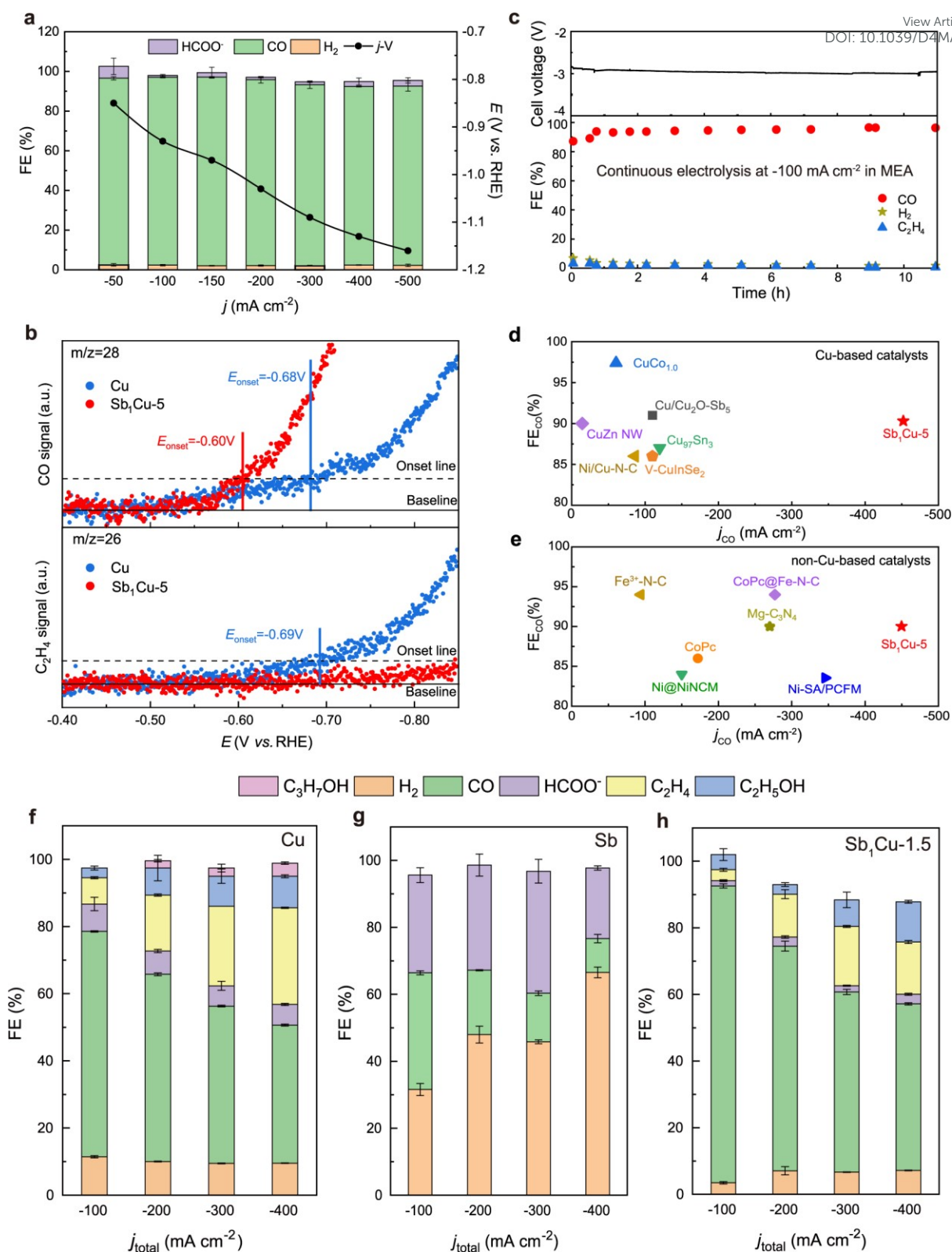


Figure 9: CO_2RR performance over Sb_1Cu catalysts and Cu. FEs of all CO_2RR products at different current densities and the associated j -V curve for $\text{Sb}_1\text{Cu-5}$ (a). In situ DEMS measurement of the production of (up) CO and (down) C_2H_4 during CO_2RR on Cu and $\text{Sb}_1\text{Cu-}$



5 catalysts (b). Stability test at 100 mA cm^{-2} current density in MEA for more than 10 hours. GC analysis shows an average FE_{CO} of about 95% (c). Different reported CO_2RR -to-CO (d) Cu-based and (e) non-Cu-based catalysts' performance measures. Product FEs on (f) Cu, (g) Sb, and (h) $Sb_1Cu-1.5$ compared. The error bars show the average difference between three different readings. Reproduced from Ref. [9] Open access article, Nature.

View Article Online
DOI: 10.1039/D4MA00321G

In a different facet of the research, bimetallic $Au_{0.5}Cu_{0.5}$ NPs with a narrow size distribution were synthesized using inverse micelle encapsulation. Smaller NPs exhibited higher current density during e- CO_2R due to their larger population of low-coordinated sites, as confirmed by X-ray spectroscopy. While Faradaic selectivity showed less size dependence, with H_2 being the predominant product at approximately 80% selectivity, larger NPs yielded a 7% increase in CO output and a 7% decrease in H_2 production [115]. Table 3 provide a comprehensive overview of different designed electrocatalysts for e- CO_2RR following pure metallic approach on Cu-based materials.

Table 3: Delving into the realm of pure metallic alloys approach, this comprehensive table evaluates electrocatalytic materials designed for CO_2R . It sheds light on the behavior of these materials and highlights how metallic alloys significantly influence product selectivity under different reaction conditions.

| N | Material | electrolyte | V vs RHE | ≈ FE % | | | | | | | | | |
|----|-------------------------------|----------------|----------|--------|----|--------|----------|----------|------------|--------------------|------------|---------------|----|
| | | | | H_2 | CO | CH_4 | C_2H_4 | $HCOO^-$ | $C_2H_5^+$ | CH ₃ OH | C_2H_5OH | $C_2H_3O_2^-$ | |
| 1 | Pd NPs/CB | 0.1 M $KHCO_3$ | -1.0 | 63 | 38 | -- | -- | 3 | -- | -- | -- | -- | |
| 2 | Ag NPs/C | | | 43 | 63 | -- | -- | 3 | -- | -- | -- | -- | |
| 3 | PdZn NPs/CB | | | 44 | 17 | -- | -- | 42 | -- | -- | -- | -- | |
| 4 | PdCu NPs/CB | | | 53 | 57 | -- | -- | 1 | -- | -- | -- | -- | |
| 5 | PdSn NPs/CB | | | 62 | 15 | -- | -- | 1 | -- | -- | -- | -- | |
| 6 | PdAg ₃ NPs/CB | | | 18 | 84 | -- | -- | 1 | -- | -- | -- | -- | |
| 7 | Cu | 0.1 M $KHCO_3$ | -1.09 | 18 | 5 | -- | -- | 10 | -- | -- | -- | -- | |
| 8 | Cu_3Sn ($Cu_{76}Sn_{24}$) | | | 5 | 38 | -- | -- | 43 | -- | -- | -- | -- | |
| 9 | Sn | | | 5 | 3 | -- | -- | 89 | -- | -- | -- | -- | |
| 10 | Cu | | | 45 | 4 | -- | -- | 19 | -- | -- | -- | -- | |
| 11 | CuZn-0.1 | | | 40 | 5 | -- | -- | 33 | -- | -- | -- | -- | |
| 12 | CuZn-0.5 | | | 26 | 7 | -- | -- | 60 | -- | -- | -- | -- | |
| 13 | CuZn-1 | 0.1 M $KHCO_3$ | -1.1 | 28 | 10 | -- | 16 | 31 | -- | -- | -- | -- | |
| 14 | Zn | | | 20 | 55 | -- | -- | 15 | -- | -- | -- | -- | |
| 15 | Flat Cu-Sn | | | -1.0 | -- | 77 | -- | -- | -- | -- | -- | -- | |
| 16 | 3D-h- Cu-Sn | | | -0.4 | -- | 91 | -- | -- | -- | -- | -- | -- | |
| 17 | Cu ₂ O | | | -0.75 | 20 | 22 | 7 | 28 | 4 | -- | -- | 13 | -- |
| 18 | CuAg-0.25% | | | 19 | 18 | 8 | 34 | 1 | -- | -- | -- | 16 | -- |
| 19 | CuAg-0.75% | 16 | 19 | 5 | 37 | 1 | -- | -- | -- | 17 | -- | | |
| 20 | CuAg-2% | 14 | 19 | 2 | 45 | 1 | -- | -- | -- | 15 | -- | | |



organic-inorganic catalysts demonstrated the potential to exert control over branching ratios within the CO₂R reaction network [118]. Further, a novel activation approach by Nafion on Cu(OH)₂-derived Cu was applied for transforming this material into an effective e-CO₂RR for flow cell applications (Figure 10). Notably, under optimized conditions, a $FE_{C_2H_4}$ of 44% and a total CO₂ reduction FE of 83% were achieved at 300 mA cm⁻², showcasing exceptional performance. This activation strategy showcased its efficacy by promoting C₂H₄ production and simultaneously mitigating the occurrence of hydrogen evolution reactions [119].

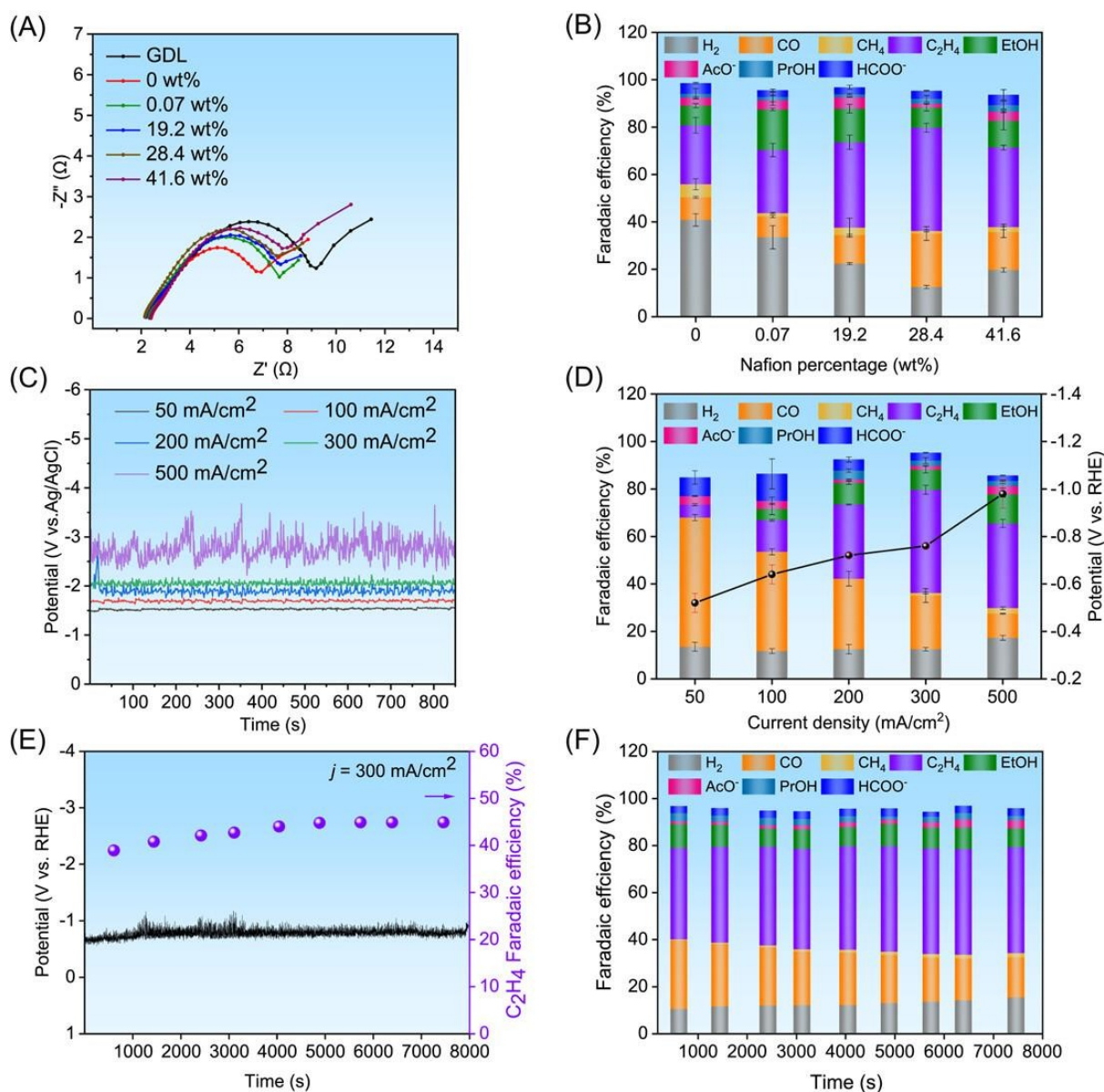


Figure 10: ANCu@Nafion catalysts with varying Nafion percentages were fabricated at 0.1 V, and their Nyquist plots from 0.01 Hz to 100 kHz (A) and their product distribution FEs at 300 mA cm⁻² (B) were plotted. The CO₂ reduction kinetics of ANCu@Nafion-28.4 wt% in 1 M KOH electrolyte (C) along with the corresponding current density versus product distribution



kinetics (D), voltage profile and C_2H_4 kinetics (E), and product distribution kinetics (F) over the course of an 8000-second test. Reproduced from Ref. [119] Open access article, Wiley.

Further, Chang et al. have investigated structural changes, CO_2RR activity, and selectivity from Ag@Cu core-shell system. Employing a straightforward polyol reduction strategy, researchers manipulated the compositions and structures of nanoparticles (NPs). The significance of synergistic interactions between Ag and Cu emerged, leading to elevated CO or hydrocarbon production within specific NP configurations, such as Ag@Cu-5 or Ag@Cu-20 [120]. Additionally, the synthesis of granular particles featuring a Cu-based nanostructure and approximately 10 nm nanopores was undertaken using a Na-melt technique (Figure 11). The process involved the electrochemical extraction of calcium from Cu_5Ca , facilitating the further evolution of these nanostructures. The application of a large negative voltage to the Cu_5Ca particles resulted in the generation of platelet Cu particles with comparable nanopores [121].

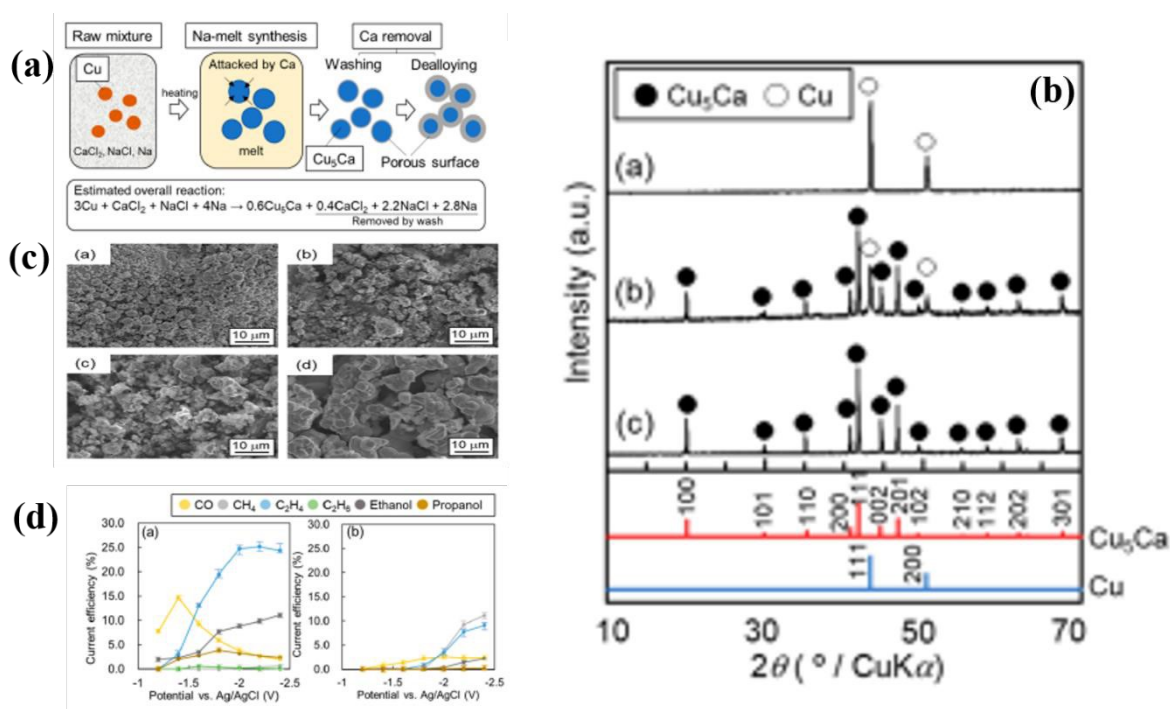


Figure 11: (a) Schematic Representation of the Cu_5Ca and its Derivatives Synthesis Process, (b) The P-XRD patterns for the Cu_5Ca (PDF 04-007-1585) and Cu (PDF 00-004-0836) synthesized at 400, 600, and 750 °C from a Na melt-synthesized sample with a nominal molar ratio of $Cu/Ca = 3/1$, (c) Micrographs taken with a SEM of (a) raw Cu powder and (b) 400, 600, and 750 °C Na-melt-synthesized samples, (d) Current efficiencies for CO_2R products at different potentials for (a) Cu_5Ca and (b) Cu samples. Each applied potential lasted for 1 hour. Reproduced with permission from Ref. [121] Copyright 2022, American Chemical Society.



Remarkable exposures emerged from the study of bimetallic Cu-Sn catalysts, unveiling spontaneous surface transformations driven by local galvanic corrosion during CO₂RR. The distinct oxidation potential gap between Cu and Sn induced accelerated corrosion of the thin Sn layer on Cu foil, prompting the emergence of finer Sn patterns and outward Sn migration. This intriguing redox interplay fostered thinner Sn patterns and showcased the novel Cu/p-Sn 3-nm catalysts, boasting exceptional catalytic selectivity of 58.1% at -1.0 VRHE [122]. Further, in the pursuit of effective ethylene synthesis via CO₂RR, a groundbreaking CeO₂/CuO electrocatalyst was synthesized. Innovatively integrating CeO₂ quantum dots, this catalyst harnessed heterointerfaces to enhance CO₂ and CO adsorption, while stabilizing Cu⁺ for CO₂RR. Remarkably surpassing both CuO and CuO-CeO₂ hybrid counterparts [123].

Moreover, the electrochemical narrative unraveled the potential of CuWO₄ to shine as an exceptional electrocatalyst for CO₂R, surpassing conventional CuO [124]. Further, the synthesis of a new composite by combining Cu-BTC with GrO yielded a transformative breakthrough, showcasing augmented adsorption capabilities. With the infusion of GrO, the composite's BET surface area and pore volume were elevated compared to its Cu-BTC precursor. This composite displayed a significantly elevated capacity for CO₂ adsorption, while the CH₄ adsorption remained essentially unaltered [125]. Embracing innovative methodologies, Huang *et al.* harnessed a unique seeded-growth colloidal technique to synthesize AgCu NDs, unraveling intricate interplays between varying Cu domain sizes. This approach, indicating dimer systems such as CuRu, CuRh, and CuIr, presented a gateway to synthetic control over Cu and Ag nanoparticle counterparts. Remarkably, Ag₁Cu_{1.1} NDs exhibited a transformative 3.4-fold surge in FE toward C₂H₄, alongside a twofold increase in total CO₂RR activity compared to similar-sized Cu NPs [126]. A meticulous approach involving the electrodeposition of Sn onto porous Cu hollow fibers illuminated pathways to enhancing current density and reaction selectivity in electrochemical CO₂R. Skilled optimization of the Sn²⁺/Sn⁴⁺ ratio on the HFGDE surface yielded substantial enhancements in FE of formate [127]. Unveiling a pathway to dual-loop CO₂ capture during gasification, Rahman *et al.* showcased the potential of pellets merging CuO and limestone. Intriguingly, core-in-shell Ca₅₀Cu₄₀Cem10 pellets exhibited rapid CuO reduction in the presence of CO and H₂ [128].

Continuing this scientific journey, elevated-temperature pyrolysis in a reducing atmosphere was harnessed to successfully produce monometallic Cu/C, Ni/C, and intermetallic Cu_{0.85}Ni_{0.15}/C nanomaterials from phase-pure MOFs Cu-BTC, Ni-BTC, and Cu_{0.85}Ni_{0.15}-BTC.



Structural analyses unveiled the creation of a substitutional solid solution, the Cu_{0.85}Ni_{0.15}/C nanoalloy, within these MOF-derived nanomaterials, showcasing a significant dispersion of active metal sites on the carbonaceous substrate. With an impressive selectivity for CH₃OH and a high FE reaching up to 60% at 0.40 V, the intermetallic nanoalloy outperformed conventional monometallic catalysts in enhancing the efficiency of CO₂RR [129]. In a parallel exploration, Wannakao *et al.* expressed realm of e-CO₂R on metal/WC surfaces, employing density functional theory simulations to unravel activity and selectivity trends involving 13 different metal species. The findings revealed that metals such as Zn/WC, Ag/WC, and Au/WC, known for their limited interactions with reaction intermediates, produced CO as a significant product with a limiting potential similar to their pristine metal surfaces. These core-shell M/WC systems showcased potential to reduce the demand for costly metals in contemporary catalytic processes. Conversely, Cu/WC and Pd/WC surfaces exhibited a comparatively low capability for reducing CO₂ to CO [130]. In another facet of investigations, Zhang *et al.* explored the functions of Cu and Sn in selective e-CO₂R by designing a series of Cu-Sn-based composites as model catalysts. By varying the ratio of copper to silver, e-CO₂RR's products can be adjusted to produce either formate or carbon monoxide. Remarkably, both Cu₁Sn₁ and Cu₂₀Sn₁ emerged as excellent catalysts for formate and CO oxidation, exhibiting high selectivity and partial current density. While Cu₂₀Sn₁ featured a structure consisting of a single Sn atom doped into a Cu atom, characterizations of Cu₁Sn₁ unveiled a CuSn alloy core with a minimal quantity of a Cu-doped SnO shell [131]. Table 4 provide a complete summary of different designed electrocatalysts for e-CO₂RR following compound alloying approach on Cu-based materials.

Table 4: This table provides a summary of compound alloys strategy employed for developing electrocatalysts and their corresponding electrochemical efficiency. It offers information on approaches for environmentally sustainable conversion of CO₂.

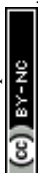
| N | Material | electrolyte | V vs RHE | ≈ FE % | | | | | | | | | Ref. |
|---|------------|-------------------------|----------|----------------|----|-----------------|-------------------------------|-------------------|--|--------------------|----------------------------------|---|------|
| | | | | H ₂ | CO | CH ₄ | C ₂ H ₄ | HCOO ⁻ | C ₂ H ₅ ⁺ | CH ₃ OH | C ₂ H ₅ OH | C ₂ H ₃ O ₂ ⁻ | |
| 1 | Cu-Raw | | | 48 | 7 | 12 | -- | -- | -- | -- | -- | -- | |
| 2 | Cu-50 | 0.1 M KHCO ₃ | -1.0 | 38 | 11 | 11 | -- | -- | -- | -- | -- | -- | [132 |
| 3 | Cu-100 | | | 33 | 10 | 8 | -- | -- | -- | -- | -- | -- |] |
| 4 | Cu-200 | | | 37 | 7 | 6 | -- | -- | -- | -- | -- | -- | -- |
| 5 | Flat-Cu-Sn | | | | 75 | -- | -- | -- | -- | -- | -- | -- | |
| 6 | Cu-Sn rod | 0.1 M KHCO ₃ | -1.0 | | 51 | -- | -- | -- | -- | -- | -- | -- | [100 |
| 7 | 3D-h Cu-Sn | | | | | 68 | -- | -- | -- | -- | -- | -- | -- |



| | | | | | | | | | | | | |
|----|--|-------------------------|------------------|----|----|----|----|----|----|----|----|------|
| 8 | AN-Cu | | | 41 | 9 | 6 | 24 | 3 | -- | -- | 10 | [119 |
| 9 | AN-Cu@Nafion (0.07) | 1 M KOH | -0.1 | 35 | 8 | 1 | 26 | 2 | -- | -- | 17 |] |
| 10 | Ah NPs | | | 29 | 63 | -- | -- | -- | -- | -- | -- | |
| 11 | Ag@Cu-5 | | | 29 | 68 | -- | -- | -- | -- | -- | -- | |
| 12 | Ag@Cu-7 | | | 29 | 70 | 2 | -- | -- | -- | -- | -- | |
| 13 | Ag@Cu-10 | 0.1 M KHCO ₃ | -1.16 | 53 | 21 | 13 | 4 | -- | -- | -- | -- | [120 |
| 14 | Ag@Cu-15 | | | 53 | 10 | 20 | 13 | -- | -- | -- | -- |] |
| 15 | Ag@Cu-20 | | | 45 | 5 | 23 | 16 | -- | -- | -- | -- | |
| 16 | Ag@Cu-25 | | | 44 | 5 | 21 | 17 | -- | -- | -- | -- | |
| 17 | Cu NPs | | | 58 | 7 | 17 | 19 | -- | -- | -- | -- | |
| 18 | Cu ₅ Ca | | -2.5 | -- | 3 | 1 | 24 | -- | -- | -- | 11 | -- |
| 19 | Cu samples | 0.5 M KHCO ₃ | Ag/ AgC | -- | 3 | 11 | 8 | -- | -- | -- | 3 | -- |
| 20 | Cu | | 1 | -- | 2 | -- | -- | 8 | -- | -- | -- | -- |
| 21 | Cu/p-Sn 3nm | | | -- | 52 | -- | -- | 12 | -- | -- | -- | [122 |
| 22 | Cu/p-Sn 20nm | 0.1 M KHCO ₃ | -1.2 | -- | 36 | -- | -- | 62 | -- | -- | -- |] |
| 23 | Cu/p-Sn 30nm | | | -- | 3 | -- | -- | 98 | -- | -- | -- | |
| 24 | CeO ₂ /CuO-50% | | | -- | -- | -- | -- | 42 | -- | -- | -- | |
| 25 | CuO | | | -- | -- | -- | -- | 2 | -- | -- | -- | |
| 26 | CeO ₂ /CuO-50%-PM | | | -- | -- | -- | -- | 1 | -- | -- | -- | |
| 27 | CeO ₂ /CuO-50%-Bulk | | 250 | -- | -- | -- | -- | 14 | -- | -- | -- | [123 |
| 28 | CeO ₂ /CuO-20% | 1 M KOH | mA | -- | -- | -- | -- | 32 | -- | -- | -- |] |
| 29 | CeO ₂ /CuO-37.5% | | cm ⁻² | -- | -- | -- | -- | 38 | -- | -- | -- | |
| 30 | CeO ₂ /CuO-50% | | | -- | -- | -- | -- | 42 | -- | -- | -- | |
| 31 | CeO ₂ /CuO-70% | | | -- | -- | -- | -- | 28 | -- | -- | -- | |
| 32 | Ag NPs | | | 45 | 68 | | 1 | -- | -- | -- | -- | |
| 33 | Cu NPs | 0.1 M KHCO ₃ | -1.1 | 52 | 13 | 8 | 12 | 12 | -- | -- | -- | [126 |
| 34 | Ag ₁ -Cu _{1.1} NDs | | | 34 | 18 | 19 | 41 | 19 | -- | -- | -- |] |
| 35 | CuSn (50 s) HFGDEs | 0.5 M KHCO ₃ | -1.4 | -- | -- | -- | -- | 50 | -- | -- | -- | [127 |
| 36 | CeO ₂ | | | 78 | 3 | -- | -- | 2 | -- | -- | 2 | -- |
| 37 | 5-CuO/CeO ₂ | 0.1 M KHCO ₃ | -1.4 | 57 | 17 | 2 | 3 | 1 | -- | 2 | 9 | [133 |
| 38 | 60-CuO/CeO ₂ | | | 45 | 2 | 27 | 55 | 1 | -- | 2 | 3 |] |
| 39 | CuO | | | 39 | 2 | 10 | 21 | 5 | -- | -- | 16 | -- |
| 40 | Cu/C | | | -- | 10 | 10 | -- | -- | -- | 13 | -- | -- |
| 41 | Cu _{0.85} Ni _{0.15} /C | | -1.0 | -- | 3 | 4 | -- | -- | -- | 2 | -- | [129 |
| 42 | Ni/C | | | -- | 16 | -- | -- | -- | -- | 2 | -- |] |
| 43 | pure Sn | | | 9 | 15 | -- | -- | 70 | -- | -- | -- | |
| 44 | pure Cu | 0.5 M KHCO ₃ | -1.1 | 41 | 41 | -- | -- | 16 | -- | -- | -- | [131 |
| 45 | Cu ₁ Sn ₁ | | | 4 | 9 | -- | -- | 87 | -- | -- | -- |] |
| 46 | Cu ₂₀ Sn ₁ | | | 5 | 78 | -- | -- | 25 | -- | -- | -- | |

6.5. Composite engineering approach

The strategy of engineering is an approach when designing electrocatalysts for e-CO₂R providing adaptable solutions to improve catalytic performance. This approach involves integrating materials or phases with functionalities into one catalyst system. By selecting and



combining these components researchers can optimize the activity, selectivity and stability of catalysis effectively addressing the challenges associated with CO₂R. The significance of composite engineering lies in its ability to harness the strengths of various materials to create synergistic effects. For instance, a composite catalyst may include supports, active catalytic sites and promoters to enhance CO₂ adsorption, electron transfer and intermediate binding. This tailored approach enables adjustment of catalyst properties to meet requirements, for reducing CO₂R. Different methods such as co precipitation, sol gel synthesis and chemical vapor deposition can be employed to produce composite catalysts with controlled structures. Overall composite engineering plays a role in advancing electrocatalysis by providing pathways for developing sustainable technologies for converting CO₂ that are essential, in combating climate change and transitioning towards a greener energy future.

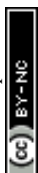
The research group of Cao and co have utilized microporous nitrogen-rich MOFs known as Cu-BTT to serve as precursors for the synthesis of Fe-Cu-BTT. Through a meticulously controlled pyrolysis process, this endeavor yielded Fe_xCu-N-C compounds specialized by a diverse array of Fe-N_x sites. The introduction of Fe induced notable structural alterations, including an increase in the BET surface area and total pore volume, a reduction in Cu nanoparticle density, and an augmentation of Fe-N_x sites within the carbon matrix. This structural evolution resulted in an enhanced CO generation, with Fe_{0.07}Cu-N-C800 exhibiting the highest CO₂ transfer efficiency at 48.5% [134]. In the context of e-CO₂RR conducted in neutral aqueous solutions, a novel organic-inorganic composite was crafted by Li *et al.* via a hydrothermal synthesis method. Remarkably, this composite demonstrated sustained performance without degradation even after 24 hours of continuous e-CO₂R. It comprised a 3D g-C₃N₄ nanosheet-CNT interconnected framework adorned with a polymeric CoPc layer. This reported innovative method have offered several advantages, including an increased electrochemically active surface area with numerous active sites, improved homogenous immobilization at high catalyst loading, and reinforced contacts between the molecular catalyst and the conductive support [135]. Furthermore, CoPc-based and O-linked MOFs were predicted to exhibit reduced activation energies in the synthesis of the carboxyl intermediate, as evidenced by density functional theory calculations. This reduction in activation energy translated into improved catalytic activity and selectivity. These findings underscored the potential for fine-tuning MOFs' activity and selectivity in catalysis through the meticulous design and selection of functional ligands, offering a significant degree of modular tunability. Notably, for the e-CO₂R to CO using reticular framework materials, it was demonstrated that



these materials served as exceptional cathode materials, boasting high current density and excellent selectivity toward the CO product at a relatively low overpotential of 0.63 V [136].

To optimize support connections and catalytic efficiency, He *et al.* have developed the dimer catalyst, a minimal bimetallic catalyst structure. This innovation opened up the possibility of breaking scaling relationships by expanding the parameter space for optimizing attributes while retaining non-monotonic property correlations. The dimers, formed from Group 10 (Ni, Pd, Pt) and Group 11 (Cu, Ag, Au) elements, were supported at single vacancy sites of graphene. These dimers featured an anchoring atom that transferred a large number of electrons to the graphene and an antenna atom that was much less positively charged and protruded from the graphene surface. All clusters exhibited strong binding energies to the defective graphene, indicating their stability. Notably, the stability of the alloy dimers, such as Cu₂, Ag₂, and Au₂, was significantly improved compared to their monometallic forms. These dimers were selected for further investigation as potential candidates for the e-CO₂R to CH₄ using a first-principles approach and the computational hydrogen electrode model. Among the options studied, Pt₂, AgNi, Pd₂, and AgPt showed the lowest overpotential values when compared to standard Cu electrodes. While the oxygen binding strength of the catalytic dimer provided a semi-quantitative description of the reactivity of the supported dimers, the free energies of OCHO* and OH* correlated well with O*, whereas the free energies of CHO* and HCOOH* exhibited significant variations in their reactivity [137].

Further, for the e-CO₂R to carbon, an inexpensive and robust Cu-based hybrid catalyst was created. The catalyst, a polymer of Cu phthalocyanine coated on carbon nanotubes, showed 80% faradaic yield for CO synthesis at low overpotentials and was selective for CO production. Since Cu phthalocyanine polymerization was selective for proton reduction under the same conditions, this resulted in a marked increase in reaction selectivity. Although the material initially displayed isolated Cu sites in phthalocyanine-like CuN₄ coordination, the Cu atoms were transformed to Cu nanoparticles under operational conditions [138]. In addition, the research findings showed that CoP₂O₆ played a crucial role in enhancing the efficiency of the Cu/C catalyst for formate production through e-CO₂R (Figure 12). Utilizing ZIF-67 as the carbon precursor, the resulting CoP₂O₆/HCS-Cu catalyst not only increased current density but also reduced overpotential. Importantly, the catalyst's efficiency in e-CO₂R was found to be modulated by the Cu/Co ratio. Impressively, this catalyst exhibited the most negative overpotential (-0.4 mV) and achieved the highest current density (34.5 mA cm⁻²) for formate



production during e-CO₂R. Furthermore, at -0.66 V vs. RHE, formate was generated with an exceptional FE of 89.9% [139].

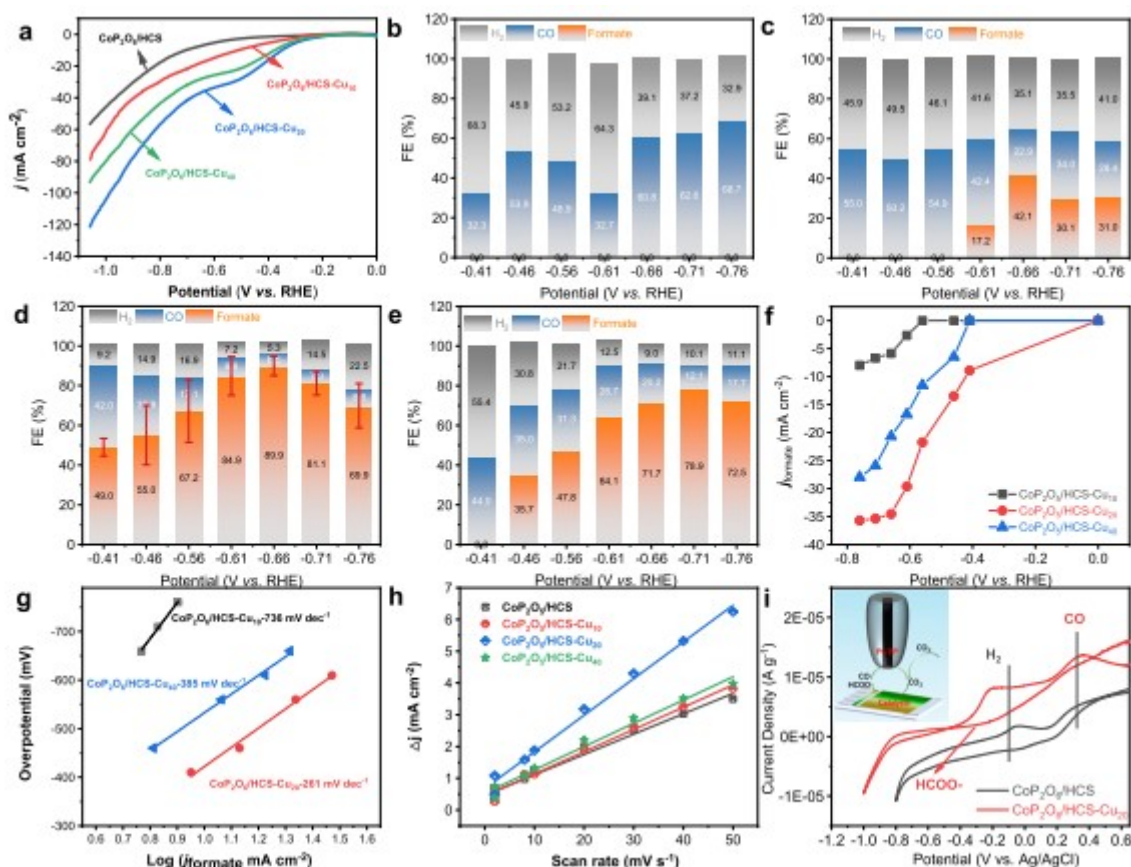
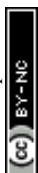


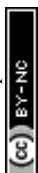
Figure 12: The LSV curves were generated through experiments conducted in a CO₂-saturated 0.5 M KHCO₃ electrolyte using a scan rate of 10 mV s⁻¹ (a). The formate, CO, and H₂ FEs were determined at a specific potential for the CoP₂O₆/HCS and CoP₂O₆/HCS-Cu catalysts (b-e). The current density (f), Tafel slopes (g), and electrochemically active surface area were determined for the CoP₂O₆/HCS and CoP₂O₆/HCS-Cu catalysts. The detection of products resulting from e-CO₂R on the CoP₂O₆/HCS and CoP₂O₆/HCS-Cu20 catalysts was carried out in situ. This was achieved by utilizing a Pt UME tip CV response, with a scan rate of 10 mV s⁻¹, at substrate potentials of -1.1 vs Ag/AgCl. The electrolyte employed was a 0.5 M solution of KHCO₃ that was saturated with CO₂ under atmospheric pressure. The experiments were carried out at a temperature of 293 K. Reproduced with permission from Ref. [139] Copyright 2023, American Chemical Society.

In a separate study, solvothermal processing was employed to vulcanize copper hydroxide nanowire arrays (S-CNWs) with a specific amount of cuprous sulfide. These S-CNWs were subsequently investigated for their e-CO₂R under neutral conditions. The research revealed a



strong correlation between the degree of vulcanization of the catalyst and formate selectivity. When vulcanized to an optimal extent, the FE could exceed 60%, with almost no generation of additional e-CO₂RR products. Further, the introduction of a small quantity of sulfur was found to facilitate the formation of formate by lowering the energy barrier associated with generating the OCHO intermediate [140]. In a related endeavor, hydrothermal processing followed by pyrolysis was employed to synthesize various Cu-Ni alloys tailored for e-CO₂R. Within the 0.5 M KHCO₃ electrolyte, the optimized CuNi/NCNT catalyst exhibited a remarkable FE_{CO} of 94.8% for CO₂R and a substantial current density of 26.6 mA cm⁻². The addition of nickel to copper facilitated the formation of a crucial intermediate, COOH*, which played a pivotal role in boosting e-CO₂RR activity. Promisingly, the current density further increased to 124.6 mA cm⁻² with an FE_{CO} of 92.8% at 1.1 V versus RHE [141].

Additionally, the Daiyan *et al.* created metal-carbon composites with dual active sites to produce H₂ and CO during e-CO₂RR. Co@CoNC-900 composites exhibited a wide potential window within which they could produce a tunable syngas ratio of 1:1. By adjusting the HER active sites, this syngas ratio could be shifted from 1:1 to 3:2, unlocking new possibilities for the production of a diverse range of fuels and chemicals using the well-established FT process in the industry [142]. In a separate research effort, the impact of Nafion/solvent formulation on CO₂ electrolysis employing a CuO as a model catalyst was examined. The composition of Nafion/solvent exerted a significant influence on the activity, selectivity, and stability of e-CO₂RR. The effects of Nafion/solvent formulation on CO₂ electrolysis were attributed to three primary factors: the evolution of catalyst structure, alteration of the local microenvironment, and accumulation of surface adsorbates. Nafion played a stabilizing role in preserving product distributions by preventing morphological rearrangement and delamination of weakly bound catalysts. The surface coverage of CO and local concentrations of CO₂ and H₂O in the reaction microenvironment were influenced by adjusting the thickness of Nafion coatings and the connectivity of their inner networks via modifications to the catalyst ink formulations [143]. Furthermore, researchers produced catalysts derived from CuO for e-CO₂RR, which exhibited resistance to a single thermal treatment but could be removed in two steps. g-C₃N₄-supported CuO catalysts favored the production of CH₄, whereas CuO displayed the highest selectivity toward C₂H₄. Various factors, including particle growth, the ensemble effect due to varying catalyst loading densities, and hybridization and stabilization of the catalyst-support relationship, contributed to this disparity. Scientists aimed to design catalyst systems that



would result in a more tightly regulated product distribution of hydrocarbons over H_2 or CO by carefully controlling experimental conditions [144].

Another research reports precursor underwent reaction with the nitrogen-doped carbon support to generate (sub)nanosized metal oxide clusters in ex situ conditions. The study encompassed a variety of M/NC catalysts. The results indicated that the catalytic activity increased in CO formation with respect to the transition metal family. Co/NC exhibited the highest activity at 0.5 V vs. RHE, while Ni/NC demonstrated good activity and selectivity. Fe/NC, Co/NC, and Ni/NC outperformed other metal hydroxides due to phase contraction and HCO_3^- insertion into the layered structure of metal hydroxides [145]. Furthermore, nanophase-separated $Cu\#ZrO_2$ was successfully produced through the internal oxidation of the $Cu_{51}Zr_{14}$ precursor composite alloy (Figure 13). The material featured nanoscale lamellae of Cu metal and tetragonal ZrO_2 , creating a stable Cu- ZrO_2 interface. Its uniformly dispersed catalytic sites and abundant metal-oxide interface contributed to increased selectivity for $e-CO_2RR$ to-FA conversion. CO_2 adsorption led to protonation over the nearby Cu sites, generating FA through the formation of $O(CH)O$ [146].

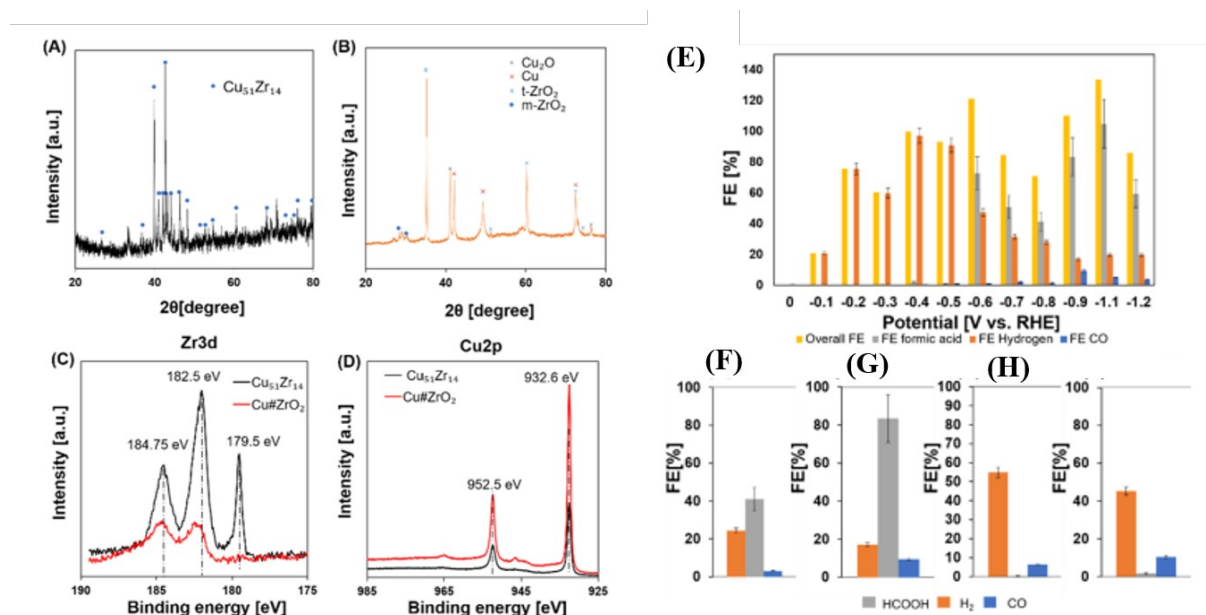
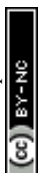


Figure 13: The p -XRD patterns of the $Cu_{51}Zr_{14}$ composite alloy (A) and $Cu\#ZrO_2$ (B) were analyzed. The HAXPES profiles of the $Cu_{51}Zr_{14}$ precursor alloy (black) and $Cu\#ZrO_2$ (red) were analyzed in the Zr 3d region (C) and the Cu 2p region (D). The product distribution of $e-CO_2RR$ over $Cu\#ZrO_2$ was quantified after 3 hours of electrolysis at a potential of -0.9 V vs RHE. The $e-CO_2RR$ performance was evaluated for different catalysts, including a mixture of

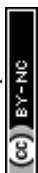


Cu and YSZ (B), Cu#ZrO₂ (F), commercial Cu (G), and Cu₂O (H). Reproduced from Ref. [146] Open access article, American Chemical Society.

Furthermore, another research explored the use of a triphenylene-cored porous structure as a means to modify the performance of Cu atomic catalysts in e-CO₂RR. The triangular pores within this structure served as anchoring sites for Cu atoms, forming complexes that facilitated the hydrogenation of CO₂, a rate-limiting step in e-CO₂RR. Functionalization of these structures with oxygen and nitrogen resulted in reduced overpotentials for e-CO₂RR on Cu@TPGDY, which decreased from 0.26 V to 0.16 V and 0.08 V, respectively [147]. In another facet of e-CO₂RR research, scientists devised a novel catalyst model using a Cu nanosheet coated with a thin layer of carbon. This carbon coating acted as a barrier, inhibiting surface reconstruction at high reducing potentials and preventing the surface oxidation of metallic Cu. Operating at 1.0 V and a current density of 20.3 mA cm⁻², the C/Cu/C nanosheet exhibited remarkable stability and a high FE of 47.8% for the production of CH₄. The carbon layers not only enhanced the catalyst's electrical conductivity but also facilitated streamlined electron transport [148]. Furthermore, another research showcased the synthesis and application of ultrasmall Cu nanocrystals uniformly distributed in nitrogen-doped carbon as catalysts for e-CO₂RR to produce ethanol and formate. These compounds' selective production necessitated specific potentials. At a low potential, the FE for ethanol reached 43.7%, while that for formate was 63.5%. The electronic environment of Cu was influenced by the nitrogen-doped carbon, facilitating proton-electron transport [149]. The overview of composite engineering strategy utilized to create a number of electrocatalysts for e-CO₂RR to different sustainable products is given in Table 5.

Table 5: Composite engineering is a technique used to create catalysts, for CO₂R. The table presents an analysis of electrocatalyst materials specifically designed for this process. It thoroughly examines the properties of these materials and investigates how metal doping affects the distribution of products under different reaction conditions.

| N | Material | electrolyte | V vs RHE | ≈ FE % | | | | | | | | |
|---|---|-------------------------|----------------|-------------------------|-------|-----------------|-------------------------------|-------------------|--|--------------------|----------------------------------|--|
| | | | | H ₂ | CO | CH ₄ | C ₂ H ₄ | HCOO ⁻ | C ₂ H ₅ ⁺ | CH ₃ OH | C ₂ H ₅ OH | C ₂ H ₅ O ₂ |
| 1 | Cu-N-C800 | | | 58 | 11 | -- | -- | 22 | -- | -- | -- | -- |
| 2 | Fe _{0.01} Cu-N-C800 | 0.1 M KHCO ₃ | Ag/A gCl | 49 | 27 | -- | -- | 20 | -- | -- | -- | -- |
| 3 | Fe _{0.07} Cu-N-C800 | | | 44 | 48 | -- | -- | 4 | -- | -- | -- | -- |
| 4 | Fe _{0.13} Cu-N-C800 | | | 41 | 46 | -- | -- | 5 | -- | -- | -- | -- |
| 5 | CoPPc@g-C ₃ N ₄ -CNTs | | | 0.5 M KHCO ₃ | -0.55 | 35 | 43 | -- | -- | -- | -- | -- |
| 6 | CoPc-Cu-NH | KHCO ₃ | -0.95 | 41 | 59 | -- | -- | -- | -- | -- | -- | |

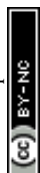


| | | | | | | | | | | | | | | |
|----|--|--------------------------------------|-------------------------|----|----|----|----|----|----|----|----|----|--|------|
| 7 | CoPc-Cu-O | | | 42 | 59 | -- | -- | -- | -- | -- | -- | -- | View Article Online DOI: 10.1039/D4MA00321G | [136 |
| 8 | NiPc-Cu-NH | | | 62 | 37 | -- | -- | -- | -- | -- | -- | -- | -- |] |
| 9 | NiPc-Cu-O | | | 50 | 48 | -- | -- | -- | -- | -- | -- | -- | -- |] |
| 10 | CuPolyPc@CNT | 0.1m CsHCO ₃ | -1.1 | 42 | 53 | -- | -- | -- | -- | -- | -- | -- | -- | [138 |
| 11 | CoP ₂ O ₆ /HCS | | | 68 | 32 | -- | -- | -- | -- | -- | -- | -- | -- |] |
| 12 | CoP ₂ O ₆ /HCS-Cu10 | 0.5 M KHCO ₃ | -0.76 | 41 | 28 | -- | -- | 31 | -- | -- | -- | -- | -- | [139 |
| 13 | CoP ₂ O ₆ /HCS-Cu20 | | | 25 | 9 | -- | -- | 70 | -- | -- | -- | -- | -- |] |
| 14 | CoP ₂ O ₆ /HCS-Cu40 | | | 11 | 18 | -- | -- | 73 | -- | -- | -- | -- | -- |] |
| 15 | CF | | | 62 | 1 | -- | -- | 3 | -- | -- | -- | 2 | -- | [140 |
| 16 | CNWs | KHCO ₃ | -1.1 | 62 | | -- | 1 | 22 | -- | -- | -- | 3 | -- |] |
| 17 | S-CNWs-2 | | | 23 | 1 | -- | -- | 60 | -- | -- | -- | -- | -- |] |
| 18 | Cu _{2.4} Ni/NCNT | | | 8 | 92 | -- | -- | -- | -- | -- | -- | -- | -- |] |
| 19 | CuNi/NCNT | | | 5 | 95 | -- | -- | -- | -- | -- | -- | -- | -- |] |
| 20 | Cu _{0.36} Ni/ NCNT | 0.5 M KHCO ₃ | -0.9 V | 25 | 75 | -- | -- | -- | -- | -- | -- | -- | -- | [141 |
| 21 | Cu/NCNT | | | 16 | 84 | -- | -- | -- | -- | -- | -- | -- | -- |] |
| 22 | Ni/NCNT | | | 16 | 84 | -- | -- | -- | -- | -- | -- | -- | -- |] |
| 23 | NCNT | | | 6 | 92 | -- | -- | -- | -- | -- | -- | -- | -- |] |
| 24 | Co-N-C | 0.1 M KHCO ₃ | -0.8 | 76 | 19 | -- | -- | -- | -- | -- | -- | -- | -- |] |
| 25 | Co@ CoNC-800 | | | 61 | 38 | -- | -- | -- | -- | -- | -- | -- | -- | [142 |
| 26 | Co@ CoNC-900 | | | 48 | 43 | -- | -- | -- | -- | -- | -- | -- | -- |] |
| 27 | Co@ CoNC-1000 | | | 38 | 59 | -- | -- | -- | -- | -- | -- | -- | -- |] |
| 28 | CuO/ Nafion/solvent formulations (0.5:75 Vol.) | 0.1 M K ₂ SO ₄ | -50 mA cm ⁻² | 28 | 10 | 1 | 39 | 7 | -- | -- | -- | 6 | -- | [143 |
| 29 | g-C ₃ N ₄ | | | 92 | -- | -- | -- | -- | -- | -- | -- | -- | -- |] |
| 30 | as-syn CuO | | | 65 | 4 | 6 | 11 | -- | -- | -- | -- | -- | -- | [144 |
| 31 | as-syn CuO/C ₃ N ₄ | | -1.2 | 78 | 4 | 6 | 2 | -- | -- | -- | -- | -- | -- |] |
| 32 | as-syn Cu/C ₃ N | | | 77 | 5 | 11 | 2 | -- | -- | -- | -- | -- | -- |] |
| 33 | Mn/N-C | | | 82 | 18 | -- | -- | -- | -- | -- | -- | -- | -- |] |
| 34 | Fe/N-C | | | 79 | 19 | -- | -- | -- | -- | -- | -- | -- | -- |] |
| 35 | Co/N-C | 1 M KHCO ₃ | 20 mA | 70 | 25 | -- | -- | -- | -- | -- | -- | -- | -- | [145 |
| 36 | Ni/N-C | | | 90 | 10 | -- | -- | -- | -- | -- | -- | -- | -- |] |
| 37 | Cu/N-C | | | 79 | 26 | -- | -- | -- | -- | -- | -- | -- | -- |] |
| 38 | Zn/N-C | | | 71 | 19 | -- | -- | -- | -- | -- | -- | -- | -- |] |
| 39 | Cu + YSZ | | | 21 | 2 | -- | -- | 42 | -- | -- | -- | -- | -- |] |
| 40 | Cu#ZrO ₂ | | -0.9 | 19 | 8 | -- | -- | 82 | -- | -- | -- | -- | -- | [146 |
| 41 | Commercial Cu | 0.1 M KHCO ₃ | Ag/A | 55 | 5 | -- | -- | -- | -- | -- | -- | -- | -- |] |
| 42 | Cu ₂ O | | gCl | 43 | 1 | -- | -- | 8 | -- | -- | -- | -- | -- |] |
| 43 | CuNCs@p-Cu/g-Cu | 0.1 M KHCO ₃ | -1.15 | 45 | 1 | 9 | 41 | 5 | -- | -- | -- | -- | -- | [147 |
| 44 | Cu nanosheet | 0.5 M KHCO ₃ | -1.0 | -- | -- | 27 | 24 | -- | -- | -- | -- | -- | -- | [148 |
| 45 | C/Cu/C nanosheet | | | -- | -- | 48 | 10 | -- | -- | -- | -- | -- | -- |] |
| 46 | Cu/NC-NSs | KOH | -0.37 | -- | -- | -- | -- | 3 | -- | -- | -- | 45 | -- | [149 |

6.6. Surface engineering approach

Surface engineering is a multifaceted strategy employed in the design of electrocatalysts for e-CO₂R. Its importance stems from the critical role of catalyst surfaces in dictating reaction

Open Access Article. Published on 26 srpnja 2024. Downloaded on 13/9/2024, 7:07:05. This article is licensed under a Creative Commons Attribution-NonCommercial 3.0 Unported Licence.



Materials Advances Accepted Manuscript

pathways and kinetics during electrochemical CO₂ conversion. Surface engineering encompasses various techniques aimed at tailoring the catalyst's surface properties to enhance its activity, selectivity, and stability. Among these techniques, surface anchoring, Molecular surface functionalization, interfacial engineering and speciation of Cu surface involves the precise attachment of catalytic sites, often metal nanoparticles, onto a support material.

6.6.1 Surface anchoring

The strategy of anchoring the surface plays a role, in designing electrocatalysts for CO₂R. It has implications for improving the performance and selectivity of these catalysts. The main idea behind this approach is to attach sites, such as metal nanoparticles or single atoms to support materials like graphene or metal oxides. This prevents their detachment during the process. Enhances the stability of the catalysts, which is essential for long term and efficient CO₂R. Various techniques, such as chemical binding, physical adsorption or covalent bonding are used to achieve surface anchoring. By controlling the strength and density of anchoring researchers can customize the behavior of catalysts for CO₂R reduction reactions. Surface anchoring not enhances activity but also addresses challenges, in sustainable energy conversion. It leads to efficiencies by preventing aggregation or dissolution of active sites during reactions. This ensures that target fuels or chemicals are produced with by products. Furthermore, surface anchoring offers the advantage of using affordable materials as catalysts. This is because the support provides stability to sites that may be less stable, on their own. Another benefit is that it allows for the integration of sites, onto a single support, which encourages cooperative catalysis and enhances reaction kinetics.

A comparison of CO₂RR performance between blank Cu, Cu modified with PPT (Cu-PPT), and Cu modified with QAPPT (Cu-QAPPT) revealed that attaching Pip⁺ cations onto the Cu electrode reduced competing HER and enhanced CO₂RR selectivity. This enhancement was attributed to reduced interfacial water concentration, an increase in "ice-like" water, and the presence of *CO_{atop}, *CO_{bridge}, and CO-CO dimer species at the Cu/QAPPT interface [150]. Additionally, Ye *et al.* successfully engineered a bi-phasic p-Cu@Cu₂O nanosphere, comprising a Cu nanocrystal core and a Cu₂O nanoprism shell. These nanospheres exhibited exceptional e-CO₂R, with a maximum $FE_{C_2H_4}$ of 79% at -1.18 V vs RHE. Phase engineering facilitated synergistic control of CO₂ reactant and *CO intermediate adsorption behaviors, resulting in improved CO-CO coupling and increased production of C₂₊ products. During e-CO₂R, CO₂ molecules were absorbed by the faceted Cu₂O shell, where they underwent reduction to *CO intermediates capable of escaping [151].



In another study, Cu dendrites were coated with PTFE at varying concentrations to create a hydrophobic structure with a stable WCC wetting state. This hydrophobic coating enabled the catalyst surface to efficiently take in gas, increasing the number of triphase contacts for gas diffusion. Consequently, the reaction of *CO was enhanced, with an increase in CO_2 and intermediate *CO on the catalyst surface. Hydrophobic Cu dendrites exhibited a twofold increase in the intrinsic electrochemical activity of their active sites compared to untreated Cu dendrites, leading to more efficient conversion of CO_2 into liquid fuel products such as CH_3OH and C_2H_5OH [152]. Xie *et al.* also unveiled that increased activity and selectivity for C_2H_4 generation were achieved by creating C-Cu nanosheets through the in-situ reduction of C-CuO nanosheets during e- CO_2RR (Figure 14). In a gas diffusion flow cell, $FE_{C_2H_4}$ reached 56.2%, and its partial current density reached 171.0 mA cm^{-2} . Both electrochemical measurements and XAS spectra confirmed the presence of uncoordinated edge sites in the nanosheets. C-Cu nanosheets displayed exceptional activity and selectivity for e- CO_2RR with C_2H_4 . They disclosed that Cu atoms with a coordination number of around 5 played a crucial role in assisting the development of a *CHO intermediate, thereby enhancing the coupling reaction of *CO and *CHO intermediates [153].

View Article Online
DOI: 10.1039/D4MA00321G



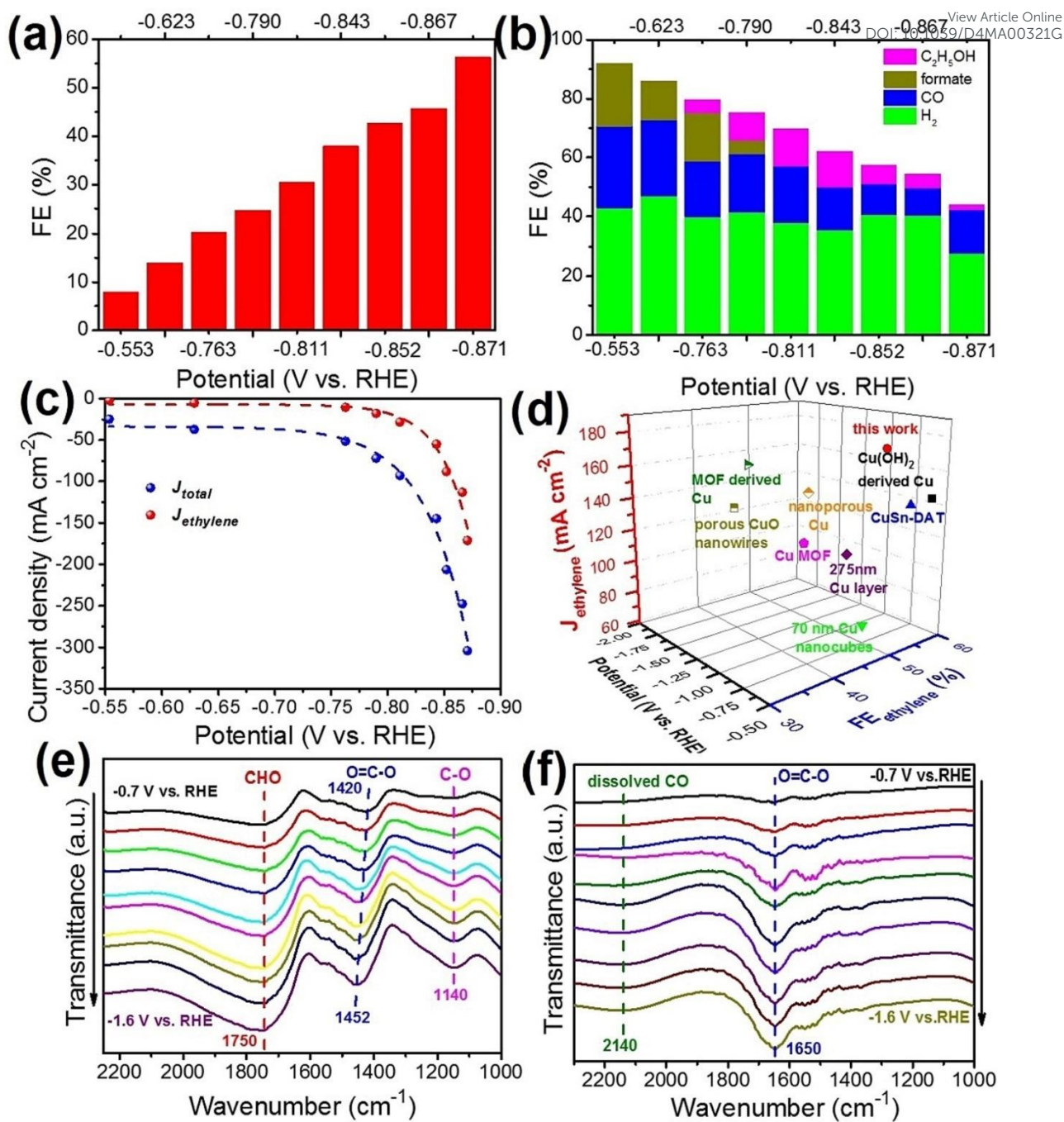


Figure 14: Gas diffusion flow cell with 1.0 M KOH electrolyte with FEs of C_2H_4 (a) and H_2 (b) CO, C_6H_5OH , and formate on C-Cu nanosheets. In a gas diffusion flow cell with an Ar-saturated 1.0 M KOH electrolyte, the corresponding total and ethylene currents (J_{total} and $J_{ethylene}$) are measured at varying potentials and the differences between them are iR compensated (c). When utilizing a gas diffusion flow cell and an electrolyte of 1.0 M KOH, a summary of the performance of Cu-based electrocatalysts for the formation of C_2H_4 is provided (d). ATR-FTIR spectra of (e) C-Cu nanosheets (e) and Cu powder (f) taken in situ during e-



CO₂RR at varying potentials in a CO₂-saturated 0.1 M KHCO₃ electrolyte. Reproduced with permission from Ref. [153] Copyright 2023, Elsevier.

In a separate development, researchers devised a method to modify Cu₂O nanocubes to encapsulate carbon dioxide and reduce its concentration. This molecular-scale wrapping was made possible by the CuAAC layer development, transitioning from surface-confined to random as a function of temperature. As a result of this modification, the increased hydrophobicity of the nanocubes dampened hydrogen evolution, making self-controlled modification the optimal condition for CO₂ reduction electrocatalysis [154]. In a different study, Cu nanocubes had been synthesized with rGO modifications through a straightforward electrochemical method. This modification had shifted the post-C-C coupling selectivity from ethylene to ethanol, enhancing local CO concentration on Cu sites. The tandem electrocatalysis approach had led to reduced formate synthesis, increased selectivity, and intrinsic activity towards C₂₊ products during e-CO₂R. Notably, at 0.9 V, the Cu NCbs rGO-60 catalyst had exhibited the highest C-C bond coupling efficiency, favoring ethanol with a 76.84% FE. NCbs rGO-120 and NCbs rGO-60 catalysts had achieved selectivity ratios of approximately 107 and 85.34 for C₂₊ oxygenates/C₂₊ hydrocarbon (ethylene) products, respectively [155].

In an overarching overview, the utilization of organic chemicals to modify the Cu surface for e-CO₂ conversion had been explored. Catalytic activity had been found to be heavily influenced by the local microenvironment of the electrode surface, encompassing factors like hydrophobicity, electric field, pH, and intermediate coverage. The tunability and designability of organic compounds had offered numerous avenues for enhancing the catalytic activity of Cu-based catalysts. However, challenges remained, such as improving the conductivity and stability of organic compounds. The enhancement of catalytic activity for organic/inorganic hybrid catalysts would benefit from the design and synthesis of well-defined organic molecules or polymers with excellent conductivity and durability. Machine learning with artificial intelligence had the potential to expedite catalyst manufacturing by anticipating crucial reaction parameters, ultimately leading to Cu-based catalysts with high activity, selectivity, and stability for CO₂RR [156]. In the meantime, the discussion also underscored the need to move beyond single-crystal studies and design Cu nanocrystals (NCs) in order to better understand the structural dependence of CO₂RR. The view of NCs is a necessary tool, elucidating the reaction pathway and identifying size-dependent selectivity trends for C₂ products. Most studies have focused on shapes exposing high-index facets. Therefore, it is extremely important to enrich the family of Cu NC shapes. The steps for rebuilding the catalyst, primarily driven by a



dissolution-redeposition cycle, can be better understood by using NCs to identify the transient species involved [157].

In another study, rough-edged Ag NPs/CuO MNSs were synthesized on a Cu foil for e-CO₂R to CO synthesis. The heterostructure exhibited high electrical conductivity, abundant active sites, and a superior electronic structure, leading to enhanced CO₂ adsorption and activation. The critical COOH intermediate in the pathway from e-CO₂R to CO was stabilized at the Ag-CuO contact. The best Ag1.01%/CuO catalyst achieved a maximum FE_{CO} of 91.2% at a partial current density of 10.5 mA cm⁻² and 0.7 V in 0.1 M KHCO₃. The catalyst demonstrated good catalytic stability, maintaining a FE_{CO} of over 80% in the potential region [158]. Additionally, a novel bimetallic InSn catalyst was developed using a potential-driven volume diffusion approach at room temperature (Figure 15). This catalyst effectively increased current density by selectively reducing CO₂ to formate. The catalyst featured an InSn hybrid core, nanoshell structures with multiple interfaces, a multicomponent core-shell heterostructure, and a novel configuration that potentially accelerated CO₂ and HCO₃ equilibrium on the InSn interface [159].

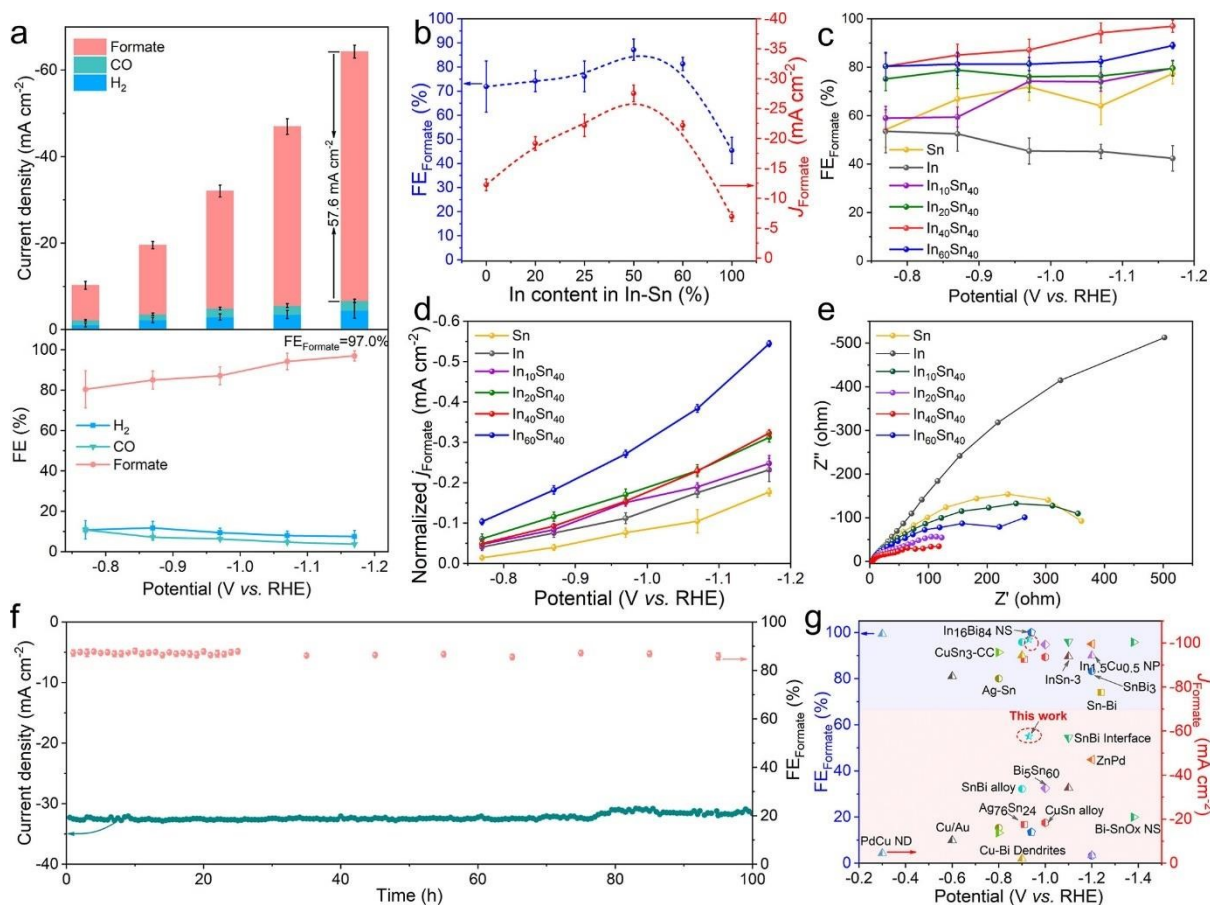
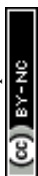


Figure 15: *CO₂RR effectiveness. Formation of CO, H₂, and format) on In₄₀Sn₄₀ at different applied potentials current densities (top) and FE (a). Formate production FE values and partial current densities for In, Sn, and InSn catalysts vs various In concentrations at 0.97 V vs RHE (b). Each catalyst's FE_{formate} at varying potentials (c). Partial current densities of each catalyst, expressed in a formate (d). EIS plots of all the produced samples were analyzed (e). Electrolysis of In₄₀Sn₄₀ for 100 hours at 0.97 V vs RHE (f). Formate current density and FE_{formate} with 90% iR-correction are examples of how this work compares to cutting-edge bimetallic electrocatalysts (g). Standard deviations from at least three separate measurements of the sample are used to create the error bars. Reproduced with permission from Ref. [159] Copyright 2023, American Chemical Society.*

In addition, the effectiveness of GDEs loaded with copper nanocubes for e-CO₂R in a zero-gap, MEA-type electrolyzer was investigated. These GDEs produced ethylene ($j_{C_2H_4}$ up to about 80 mA cm⁻²) and propylene, a valuable industrial product, at higher rates compared to nanocube and sputtered Cu catalysts. Although flooding occurred in nanocube GDEs at current densities exceeding 150 mA cm⁻², they maintained high ethylene production rates even during flooded operation. Researchers are currently focusing on optimizing mass loading and developing mitigation methods to prevent the loss of ethylene selectivity in Cu nanocube-loaded electrodes due to flooding [160]. In a separate study, electrocatalytic TDPA-capped CuAg NCs were synthesized using a novel approach that involved investigating near-stoichiometric ligand-to-copper (P/Cu) ratios and utilizing Cu(II) acetate monohydrate. Depending on the diameter of the Cu NC precursor, one or two galvanic replacement steps were employed to form sub-10 nm Cu@Ag core-shells and Cu/Ag nanodimers, as confirmed through HRTEM and spectroscopy. The relationship between composition and selectivity was explored in the range of 14 to 41% Ag by spreading the nanocrystals on carbon black at high packing densities. The CO₂RR selectivity transitioned from ethylene to ethanol production between CuNCs/C and CuAg/C-based electrodes, resulting in a 2-to-3-fold increase in the oxygenate-to-hydrocarbon ratio at moderate Ag atom %age levels. Cu/Ag_{0.14}/C nanodimers and Cu@Ag_{0.17}/C core-shells achieved a total C₂ & C₃ selectivity of 50% at neutral bulk pH and 0.1 A cm⁻², suggesting a substantial impact from local CO concentration and CO-spillover on catalytic patterns at high CO₂RR rates [161].

Moreover, another research endeavor proposed that the e-CO₂R to ethylene can be significantly improved by utilizing an ionic liquid (IL) in combination with a Cu electrocatalyst. The IL was



demonstrated to alter the electronic structure of the Cu catalyst, facilitating *CO dimerization and enhancing ethylene generation. This method achieved a remarkably high 77.3% FE_{ethylene} in a water-based electrolyte and a standard H-type cell [162]. Additionally, researchers have coated a layer of PTFE that conforms itself to a Cu nanoneedle (NN). By increasing the amount of PTFE at the end of a nanoneedles, the electric and thermal field strength rapidly varies. This in turn accelerates the C-C coupling of C_2 and CO intermediates production. This method also enabled C_2 generation at a TOF of $11.5 \pm 0.3 \text{ s}^{-1} \text{ Cu_site}^{-1}$ and a FE_{C_2} of $85.4 \pm 1.5\%$ under partial currents exceeding 250 mAcm^{-2} [163]. The effect of plasma pretreatment of the Cu surface on the overall surface was unusual. This, in turn, caused huge differences in the way the CO_2RR products distributed. The observed differences in CO_2RR activity seen across the series are related to changes in the electrochemically active surface area. The roughened surface has a stronger inclination to CO formed through e- CO_2R than does the electrochemically polished surface. This phenomenon implies that as the size of the surface increases, the percentage of the adsorbed H to CO showed a decreasing trend. Also, as surface roughness increased, the fractions of products containing two or more carbons design. The ratio of current densities for C_{2+} to C_1 products displayed an increasing trend with increasing surface roughness, mainly due to the production of CH_4 increasing on substrates with roughness levels above 3 [164].

Meanwhile, during the course of e- CO_2R , the selectivity to C_2H_4 was greatly improved through the formation of Cu nanoparticle substructure from spheres to cubes. The development was initiated by a weak adhesion of Cu NPs to graphene oxide substrate. However, with time these Cu nanocubes turned into smaller, less organized nanoparticles, thus reducing the tendency to select for C_2H_4 . To meet this challenge, an innovative approach appeared in which 2D-or "flat"-graphene with nitrogen doping served as an anchoring framework for Cu nanocubes. This relied on the strong interactions between Cu NPs and the pyridinic nitrogen atoms that covered the surface of 2D graphene [165]. Simultaneously, Cu_2O nanostructures with precisely controlled crystal facets were synthesized through a hydrothermal methodology. The catalytic ability and alcohol selectivity of these catalysts were intrinsically secured to the exposed crystal facets, ultimately dictating their performance in e- CO_2R . The electrochemical evaluation of the Cu_2O -o catalyst, decorated with (111) crystal facets, revealed an impressive high partial current density and a 35.4% selectivity for alcohol generation at 0.3 V vs RHE [166]. Transitioning to the TB catalyst, the most elongated among the examined 1D active sites, it was synthesized with density adjustments ranging from 0 to 105 cm^{-1} . Research findings illuminated TB's

View Article Online
DOI: 10.1039/D4MA00321G



remarkable electrocatalytic ability, characterized by an exceedingly high local j_{CH_4} of 1294 mA cm⁻², accompanied by inherent CH₄ selectivity fixed at 92%. Computational simulations, in alignment with DFT, affirmed that TB atoms outpaced flat atoms by a staggering factor of 104 in protonating CO* [167].

In a comprehensive comparative analysis deploying gas-diffusion electrodes and flowing alkaline catholytes, researchers meticulously scrutinized the electrocatalytic performance of Cu nanocubes and nanospheres in CO₂R. While an uptick in catalytic efficiency ensued with the use of more concentrated alkaline catholyte, it became evidently clear that Cu nanocubes surpassed their nanospheric counterparts when catalyzing CO₂R toward ethylene [168]. Furthermore, the research unveiled that liquid C₂₊ products could be produced at a significantly accelerated rate due to the synergistic interplay of Cu and Pb within Cu/Pb core/shell nanocrystals. The partial current density for CO₂RR in a flow cell system over CuPb-0.7/C reached an impressive 294.4 mA cm⁻², and the total free energy associated with C₂₊ products stood at 73.5 kJ mol⁻¹. Notably, in terms of generating C₂₊ liquid products, the total free energy achieved an outstanding 49.5%, accompanied by a partial current density of 196.8 mA cm⁻². These results surpassed the performance of most reported Cu-based catalysts for CO₂RR. When CuPb-0.7/C was used as a catalyst for the CO₂ reduction, the cooperation between Cu and Pb made it easier to pass through the intermediate product of COOH, and then into C₂₊ products through the production of *OCCOH [169].

In the search for affordable and environmentally friendly e-CO₂R catalysts, research teams have developed a new bimetallic alloy/oxide nanowire catalyst with a core-shell structure. The core of this catalyst boasts high electrical conductivity, while the catalytic activity and selectivity are guaranteed by the amorphous Cu-doped SnO₂ shell. Computational analyses underscored the pivotal role of the Cu-doped SnO₂ layer in curbing the electrocatalytic generation of formate and hydrogen. Remarkably, when operating at 0.9 V versus RHE, this electrocatalyst achieved an impressive FE of 78% for formate production at a partial current density of 30 mA cm⁻² [170]. Another noteworthy development in the field of CO₂R was the monodisperse core/shell Cu/In₂O₃ nanoparticles, concluding in the effective production of syngas. The H₂/CO ratios in syngas could be finely tuned over a broad range, with a FE for syngas generation exceeding 90% through adjustments in the thickness of the In₂O₃ shell and applied voltage. Compared to other reported electrocatalysts for syngas production, the C-Cu/In₂O₃-0.4 catalyst emerged as the top performer, delivering high current densities at

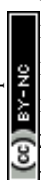


remarkably low overpotentials. The incorporation of compression strain alongside Cu doping in the In₂O₃ shell was identified as a key factor responsible for elevating CO production activity and enhancing the H₂/CO ratio [171]. Table 6 showed properties of different electrocatalysts for e-CO₂R to sustainable products designed by following surface anchoring strategy.

Table 6: The table serves as an overview of electrocatalyst materials used in CO₂R making it a valuable resource for navigating this field. It presents an analysis of the properties of these materials with an emphasis on how surface anchoring influences the distribution of reaction products under different conditions.

| | Material | electrolyte | V | | ≈ FE % | | | | | | | | Ref. |
|----|---|--------------------|-------------------------|----------------|--------|-----------------|-------------------------------|-------------------|--|--------------------|----------------------------------|---|-------|
| | | | vs RHE | H ₂ | CO | CH ₄ | C ₂ H ₄ | HCOO ⁻ | C ₂ H ₅ ⁺ | CH ₃ OH | C ₂ H ₅ OH | C ₂ H ₅ O ₂ ⁻ | |
| 1 | blank Cu | | | 1 | 83 | -- | -- | -- | -- | -- | -- | -- | |
| 2 | Cu-PPT | 0.1 M | -1.0 | 1 | 87 | -- | -- | -- | -- | -- | -- | -- | [150] |
| 3 | Cu-QAPPT | KHCO ₃ | | 42 | 16 | -- | -- | 20 | -- | -- | -- | -- |] |
| 4 | p-Cu@Cu ₂ O | | | 18 | 18 | 1 | 35 | 3 | -- | -- | 13 | -- | |
| 5 | i-Cu@Cu ₂ O | 0.1 M | -0.98 | -- | -- | -- | 4 | -- | -- | -- | -- | -- | [151] |
| 6 | r-Cu@Cu ₂ O | KHCO ₃ | | -- | -- | -- | 2 | -- | -- | -- | -- | -- |] |
| 7 | Untreated Cu dendrite | 0.1 M | | -- | -- | -- | -- | 3.5 | -- | 3 | 2 | -- | [152] |
| 8 | hydrophobic Cu dendrite | KHCO ₃ | -1.0 | -- | -- | -- | -- | -- | -- | 4.5 | 2.8 | -- |] |
| 9 | C-Cu nanosheets | 0.1 M | | 25 | 22 | 1 | 31 | -- | -- | -- | -- | -- | [153] |
| 10 | Cu powder | KHCO ₃ | -1.0 | 62 | 2 | 1 | 10 | -- | -- | -- | -- | -- |] |
| 11 | @3AZ rt-1h | | | 65 | 1 | 28 | 2 | -- | -- | -- | -- | -- | |
| 12 | @3AZ rt-20h | | | 37 | 1 | 43 | 2 | -- | -- | -- | -- | -- | |
| 13 | @3AZ 80°C 1h | 0.1 M | -1.4 | 37 | 1 | 40 | 4 | -- | -- | -- | -- | -- | [154] |
| 14 | @3AZ 80°C 20h | KHCO ₃ | | 33 | 1 | 43 | 1 | -- | -- | -- | -- | -- |] |
| 15 | @2AZ r-t 20h | | | 41 | 1 | 35 | 2 | -- | -- | -- | -- | -- | |
| 16 | Cu NCbs | | | -- | -- | 20 | 33 | -- | -- | 13 | 34 | -- | [155] |
| 17 | Cu NCbs-rGO/60 | 0.1 M | -1.1 | -- | -- | 10 | 32 | 4 | -- | 2 | 35 | -- |] |
| 18 | Cu NCbs-rGO/120 | KHCO ₃ | | -- | -- | 18 | 55 | 1 | -- | -- | 45 | -- |] |
| 19 | Ag1.55%/CuO | | | 59 | 40 | -- | -- | -- | -- | -- | -- | -- | |
| 20 | Ag0.68%/CuO | 0.1 M | | 32 | 63 | -- | -- | -- | -- | -- | -- | -- | [158] |
| 21 | Ag1.01%/CuO | KHCO ₃ | -0.4 | 41 | 56 | -- | -- | -- | -- | -- | -- | -- |] |
| 22 | CuO | | | 40 | 53 | -- | -- | -- | -- | -- | -- | -- | |
| 23 | Sn | | | -- | -- | -- | -- | 65 | -- | -- | -- | -- | |
| 24 | In | | | -- | -- | -- | -- | 44 | -- | -- | -- | -- | |
| 25 | In ₁₀ Sn ₄₀ | 0.5 M | | -- | -- | -- | -- | 72 | -- | -- | -- | -- | [159] |
| 26 | In ₂₀ Sn ₄₀ | KHCO ₃ | -1.1 | -- | -- | -- | -- | 73 | -- | -- | -- | -- |] |
| 27 | In ₄₀ Sn ₄₀ | | | 5 | 3 | -- | -- | 86 | -- | -- | -- | -- | |
| 28 | In ₆₀ Sn ₄₀ | | | -- | -- | -- | -- | 80 | -- | -- | -- | -- | |
| 29 | Cu-Cubes GDE (loading 440 μg cm ⁻²) | 0.1 M | 100 mA cm ⁻² | -- | 62 | -- | 10 | -- | -- | -- | -- | -- | [160] |
| 30 | Cu/Ag _{0.14} | | 0.1 | 11 | 50 | 6 | 18 | 2 | -- | -- | 15 | -- | |
| 31 | Cu/Ag _{0.17} | 0.1M | A | 8 | 83 | 1 | 1 | 2 | -- | -- | 3 | -- | [161] |
| 32 | Cu/Ag _{0.41} | CsHCO ₃ | cm ⁻² | 13 | 84 | -- | -- | 2 | -- | -- | -- | -- |] |
| 33 | IL@Cu | 0.1 M | | 49 | 10 | 1 | 40 | -- | -- | -- | -- | -- | [162] |
| 34 | Cu | KHCO ₃ | -1.19 | 62 | 8 | 2 | 22 | -- | -- | -- | -- | -- |] |

Open Access Article. Published on 26 srpnja 2024. Downloaded on 13.9.2024. 7:07:05. This article is licensed under a Creative Commons Attribution-NonCommercial 3.0 Unported Licence.



Materials Advances Accepted Manuscript

View Article Online
DOI: 10.1039/D4TA00321G

| | | | | | | | | | | | | | |
|----|--|--------------------|-------------------------------|----|------|----|-----|----|----|----|----|--|------|
| 35 | Cu-NP | | | 43 | 2 | 3 | 16 | 20 | -- | -- | 6 | View Article Online DOI: 10.1039/D4MA00321G | |
| 36 | Cu-NN | | | 43 | 4 | 4 | 24 | 4 | -- | -- | 21 | | |
| 37 | Cu-PTFE NNs (70%) | 0.1 M | -1.5 | 25 | 2 | 3 | 37 | 2 | -- | -- | 33 | | [163 |
| 38 | Cu-PTFE NNs (90%) | KHCO ₃ | | 18 | 2 | 2 | 34 | 2 | -- | -- | 43 | |] |
| 39 | Cu-PTFE NNs (99%) | | | 10 | 1 | 1 | 55 | 1 | -- | -- | 41 | | |
| 40 | EC polished Cu | | | 34 | 17 | 4 | 25 | 7 | -- | -- | 5 | | |
| 41 | After N ₂ plasma | 0.1 M | -1.0 | 30 | 8 | 4 | 34 | 6 | -- | -- | 5 | | [164 |
| 42 | After Ar plasma | CsHCO ₃ | | 28 | 3 | 2 | 43 | 4 | -- | -- | 10 | |] |
| 43 | After O ₂ plasma | | | 33 | 3 | 3 | 42 | 3 | -- | -- | 11 | | |
| 44 | 20 wt % Cu/GO | | | 66 | 3 | 2 | 10 | 10 | -- | -- | 2 | | |
| 45 | 40 wt % Cu/GO | | | 53 | 4 | 4 | 8 | 20 | -- | -- | -- | | [165 |
| 46 | 60 wt % Cu/GO | | | 45 | 12 | 9 | 22 | 5 | -- | -- | -- | |] |
| 47 | 80 wt % Cu/GO | | | 51 | 10 | | 8 | 25 | -- | -- | -- | | |
| 48 | Cu ₂ O-c | | | 2 | 21 | 28 | -- | 2 | -- | 5 | -- | | |
| 49 | Cu ₂ O-o | | | 11 | 40 | 5 | -- | 5 | -- | 6 | -- | | |
| 50 | Cu ₂ O-t | 0.5 M | -0.3 | 5 | 37 | 1 | -- | 4 | -- | 11 | -- | | [166 |
| 51 | Cu ₂ O-u | KHCO ₃ | | 4 | 10 | 16 | -- | -- | -- | 2 | -- | |] |
| 52 | Cu | | | 1 | 25 | -- | -- | -- | -- | 20 | -- | | |
| 53 | CuO | | | 1 | -- | -- | -- | -- | -- | 4 | -- | | |
| 54 | Nt-16 | | | 20 | 1.9 | 59 | 3.6 | 19 | -- | -- | -- | | |
| 55 | Nt-43 | | | 26 | 1.6 | 49 | 1.4 | 16 | -- | -- | -- | | |
| 56 | Nt-77 | 0.2 M | -1.6 | 40 | 1.5 | 38 | 1.2 | 15 | -- | -- | -- | | [167 |
| 57 | Nt-265 | KHCO ₃ | | 42 | 0.8 | 32 | 1.8 | 18 | -- | -- | -- | |] |
| 58 | Ut-Cu | | | 47 | 0.38 | 28 | 1.5 | 20 | -- | -- | -- | | |
| 59 | Cu nano-cubes | 0.1 M | -0.8 | 5 | 24 | | 51 | 5 | -- | -- | -- | | [168 |
| | Cu nano-spheres | KHCO ₃ | | 5 | 34 | 1 | 20 | 22 | -- | -- | -- | |] |
| 60 | CuPd _{0.5} /C | 1 M KOH | 100 mA cm ⁻² | 10 | 20 | -- | 34 | -- | -- | -- | 18 | | [169 |
| | | | | | | | | | | | | |] |
| 61 | Cu ₃ Sn/CF | 0.5 M | -0.9 | 64 | 4 | -- | -- | 37 | -- | -- | -- | | [170 |
| | | KHCO ₃ | | | | | | | | | | |] |
| 62 | C-Cu | | | 64 | 4 | -- | -- | 32 | -- | -- | -- | | |
| 63 | C-Cu/In ₂ O ₃ -0.4 | | | 38 | 52 | -- | -- | 10 | -- | -- | -- | | |
| 64 | C-Cu/In ₂ O ₃ -0.8 | 0.5 M | -0.9 | 42 | 48 | -- | -- | 10 | -- | -- | -- | | [171 |
| 65 | C-Cu/In ₂ O ₃ -1.5 | KHCO ₃ | | 34 | 21 | -- | -- | 40 | -- | -- | -- | |] |
| 66 | Acid-treated In foil | | | 88 | -- | -- | -- | 17 | -- | -- | -- | | |

6.6.2. Molecular Surface Functionalization

The strategy of modifying the surface of electrocatalysts at the level is a technique that offers precise control, over the catalyst's properties. By attaching groups or molecules to the catalysts surface researchers can finely tune its reactivity and selectivity towards converting CO₂. This method can produce high performance, selective catalysts, which might help turn carbon dioxide into valuable chemicals or fuels. Precise engineering at atomic levels reduces back or side reactions, and improves the overall performance of CO₂ conversion. It is conceptually equal to addressing main difficulties in clean energy conversion and controlling greenhouse

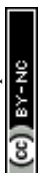


gas emissions. The importance of molecular surface functionalization is found in its capacity to regulate sites and bond strengths for CO₂ and its beginning chemicals. It helps facilitate binding. Self-assembly, chemical modification, and atomic layer deposition are techniques that allow amines, carboxylates, or imidazoles to be introduced onto the catalysts surface. These catalytic methods use these functional groups as adsorption sites for CO₂. By facilitating its conversion reaction pathways can be optimized to bring about the desired products, such as methane and ethylene. This approach lays the groundwork for creating tandem reactions through the catalyst it employs, which will take us beyond just one molecule to whatever other valuable chemicals can be derived from CO₂.

The e-CO₂R into enantiomeric amino acids had represented one of the earliest instances of producing complex C₃₊ products with C-N bonds. This achievement was made possible by reducing reaction barriers in the synthesis of C₃₊ compounds through the utilization of chiral twist sites on catalyst surfaces. This discovery underscored the viability of a universal strategy aimed at enhancing the intrinsic catalytic activities of materials for the production of C₃₊ species, while also showcasing the potential of chiral twist sites for generating specific biomolecules starting from CO₂ and ammonium bicarbonate [172]. In a significant development, inorganic CuNCs underwent functionalization with an imidazolium ligand, resulting in the creation of hybrid CO₂RR catalysts that were subject to comprehensive investigation. The findings revealed that, at higher applied potentials, the ImPF₆ ligand exhibited a preference for CO₂RR over HER and formates over ethylene across the studied potential range. The structural stability of cubic CuNCs and their strong interactions with the ligands facilitated surface modification experiments. However, it was noteworthy that the promoter effect of the imidazolium ligand dissipated during the reconstruction of spherical CuNCs. These insights highlighted the pressing need for hybrid catalysts characterized by either ligands impeding the rebuilding processes or stable NC morphologies [173].

In a stunning revelation of scientific achievement, previous researches unveiled the remarkable enhancement of copper catalytic activity through the application of various imidazolium salts. These chemical modifications yielded impressive improvements in ethylene selectivity, all while effectively suppressing the production of H₂, CH₄, and ethanol by skillfully manipulating substituents in organic modifiers. Amazingly, the modified electrodes exhibited ethylene selectivities of up to 73%, with C₂ product selectivities rising as high as 82%. Even after a demanding 19 hours of continuous use, the total current densities remained virtually

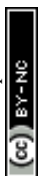
View Article Online
DOI: 10.1039/D4MA00321G



indistinguishable between the modified electrodes and their bare copper counterparts. The nuanced steric and electronic characteristics of substituents on imidazolium nitrogen atoms took center stage, dictating product distribution with the finesse to fine-tune selectivity through adjustments in film deposition potential and alkyl chain length [174].

To explore this further, researchers entered the e-CO₂R process excitedly in a novel way using Cu/SnO_x heterostructured nanoparticles combined with CNTs. As the ratio of Cu/SnO_x was carefully adjusted, the potential for modulating the primary product was revealed-intermediate hydrocarbons, CO₂-formaldehyde or formic acid [175]. Further, the addition of CTAB to an electrolyte was found to significantly change the selectivity of unmodified Cu for formate production during e-CO₂R. In near-neutral aqueous electrolytes, this produced a remarkable 82% selectivity and 56-fold increase in partial current density [176].

Moreover, an innovative technique was described for manufacturing a catalyst containing Ni/Cu dual sites on MOF-templated porous carbon. This approach facilitated uniform dispersion of dual sites with adjacent NiN₄ and CuN₄ moieties. The presence of Cu sites was found to lower the formation barrier of *COOH on surrounding Ni sites, making the rate-limiting step more accessible. As a result, the Ni/CuNC catalyst with N₄Ni/CuN₄ moieties exhibited an exceptionally high intrinsic activity and achieved impressive FE_{CO} values (99.2% at 0.79 V versus RHE and greater than 95% from 0.39 to 1.09 V vs RHE) [177]. In addition to these findings, Zhu *et al.* shed light on the role of metal-supramolecular couples constructed via stacking interactions in facilitating a pivotal phase of C₂₊ product production, specifically C-C coupling (Figure 16). The selectivity towards C₂₊ products was attributed to the paired structure of metal sites and the van der Waals interaction between the secondary coordination sphere and the adsorbed intermediates. Remarkably, they marked the first detailed exploration of engineering metal-supramolecular couples capable with catalytic activity for multicarbon-selective electrochemical reduction [178].



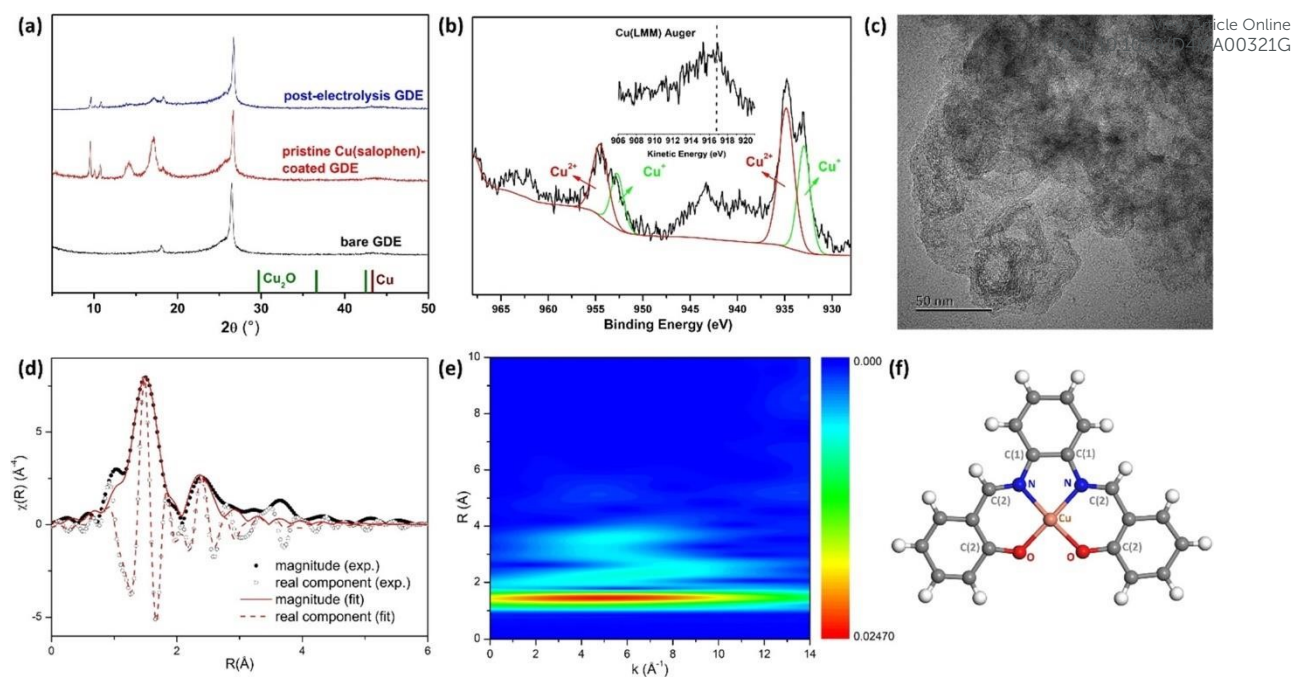


Figure 16: The P-XRD patterns of the GDE without any modification and the GDEs with the Cu(salophen)-carbon composite catalyst were analyzed before and after electrolysis (a). The Cu 2p XPS spectrum was examined, and the Cu LMM Auger spectrum was included as an inset (b). A TEM image was taken to visualize the structure of the catalyst (c). The Cu K-edge EXAFS spectrum was analyzed, and the fit in R-space was determined (d). The Cauchy wavelet transform of the Cu K-edge X-ray absorption spectrum was studied for the post-electrolysis Cu(salophen)-carbon composite catalyst (e). A structural model was used for EXAFS fitting (f). Reproduced with permission from Ref. [178] Copyright 2023, American Chemical Society.

Moreover, the research proposed an approach aimed at enhancing the selectivity of e-CO₂R, with a specific focus on C₂ products, notably ethanol. Impressively, CuBr treated with DDT molecules yielded remarkable results, a high ethanol-to-ethylene ratio and an impressive FE of 72%. This achievement stemmed from the inhibition of Br migration and the complete reduction of CuBr through DDT adsorption onto CuBr, leading to the formation of a novel and highly stable Br-doped Cu-thiol interface during the catalytic process. Additionally, the incorporation of Br species into Cu was hypothesized to stabilize high-valence Cu species and direct selectivity towards C₂ products, particularly ethanol, as evidenced in the study [179]. In parallel, another research findings unveiled a significant breakthrough in the realm of e-CO₂R. The incorporation of ZrO₂ and the meticulous tuning of nanocavities within CuO were identified as critical factors that facilitated the dimerization and protonation of CO, ultimately yielding C₂H₄. Notably, this approach also acted as an impediment to the antagonistic HER.



The capacity for rational manipulation of e-CO₂R performance was established through the modulation of ZrO₂ incorporation levels and the control of flaws in CuO. Notably, over CuO@ZrO₂ in an H-cell configuration, the FE and cathodic energy efficiency (EE) for C₂H₄ generation witnessed substantial enhancements compared to bare CuO, with FE increasing from 19.7% to 1.5% and cathodic EE from 11% to 1.9%. Furthermore, with a flow cell architecture operating at a high current density of 250 mA cm⁻², the overall FE and EE for C₂H₄ were significantly boosted to 84.3% and 54.7%, respectively [180].

In a related domain, the e-CO₂R to CO in an aqueous environment, utilizing metal nanoparticle catalysts such as Au nanoparticles, witnessed significant advancement through the implementation of a molecular surface functionalization strategy [181]. Concurrently, the research delved into the utilization of a one-step solvothermal methodology for the synthesis of copper hydroxyphosphate catalysts tailored for deployment in e-CO₂RR. Electrochemical investigations brought to light the remarkable component-specific efficiency of these catalysts. The FE exhibited by polyhydroxyl Cu₅(OH)₄(PO₄)₂ reached 37.4% at -1.6 V, surpassing that of Cu₂(OH)PO₄ by over 100% in terms of current density [182].

In a parallel research avenue, an innovative strategy revolves around surface molecule functionalization, presenting a potential breakthrough for catalytic applications. Specifically, the 4H/fcc Au-MMT configuration outperformed its counterpart, 4H/fcc Au-OAm, by a significant margin in terms of e-CO₂RR performance within H-type cells. This surface functionalization strategy also exhibited the capacity to enhance the selectivity of the flow cell for CO. DFT simulations conducted on 4H/fcc Au nanorods functionalized with OAm and MMT ligands revealed opposing modulation effects. In both the fcc and 4H phases, surface MMT activation of Au was observed, resulting in a e-CO₂RR process characterized by minimal reaction barriers. In contrast, OAm exerted effects such as reduced electroactivity and the introduction of spatial barriers for intermediate adsorptions on the surface [183]. The review for electrocatalysts designed by following molecular surface functionalization approach is also tabulated in table 7.

View Article Online
DOI: 10.1039/D4MA00321G

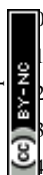


Table 7: The table offers an overview of electrocatalysts specifically designed for CO₂R focusing on the approach of molecular surface functionalization. It highlights the range of materials used in electrocatalysis for CO₂R. Provides a review of their electrochemical behavior, product selectivity and efficiency. This information provides insights, across variable reaction conditions.

| Material | electrolyte | V vs RHE | ≈ FE % | | | | | | | | | | Ref. |
|---|------------------------------------|----------|----------------|----|-----------------|-------------------------------|-------------------|--|--------------------|----------------------------------|---|-------|------|
| | | | H ₂ | CO | CH ₄ | C ₂ H ₄ | HCOO ⁻ | C ₂ H ₅ ⁺ | CH ₃ OH | C ₂ H ₅ OH | C ₂ H ₅ O ₂ ⁻ | | |
| L-CCFs | 0.25 M | | -- | -- | -- | -- | 1 | -- | -- | 10 | -- | [172] | |
| ACFs | NH ₃ , H ₂ O | | -- | -- | -- | -- | 1 | -- | -- | 4 | -- |] | |
| Cu _{cub} | 0.1 M KHCO ₃ | -1.05 | 65 | 7 | 2 | 20 | 3 | -- | -- | 1 | -- | [173] | |
| Cu _{cub} -ImPF ₆ | | | 67 | 7 | 1 | 14 | 10 | -- | -- | | -- |] | |
| Modified polycrystalline copper (12) | 0.1 M KHCO ₃ | -1.1 | 39 | 5 | 10 | 20 | 21 | -- | -- | 3 | -- | [174] | |
| CuO _y -CNT-#1 | | | 46 | 4 | 35 | 10 | 6 | -- | -- | -- | -- |] | |
| CuO _y /SnO _x -CNT-#2 | | | 50 | 5 | 25 | 10 | 10 | -- | -- | -- | -- | [175] | |
| CuO _y /SnO _x -CNT-#7 | 0.1 M KHCO ₃ | -1.09 | 12 | 76 | -- | -- | 12 | -- | -- | -- | -- |] | |
| CuO _y /SnO _x -CNT- #12 | | | 14 | 13 | -- | -- | 80 | -- | -- | -- | -- |] | |
| SnO _x -CNT- #13 | | | 23 | 25 | -- | -- | 52 | -- | -- | -- | -- | [176] | |
| oxide-derived Cu | 0.5 M KHCO ₃ | -0.9 | 45 | 2 | 2 | 1 | 50 | -- | -- | -- | -- |] | |
| Cu-CTAB | | | 48 | 1 | -- | -- | 54 | -- | -- | -- | -- |] | |
| N/C | | | -- | 25 | -- | -- | -- | -- | -- | -- | -- | [177] | |
| Cu-N-C | | | -- | 50 | -- | -- | -- | -- | -- | -- | -- |] | |
| Ni-N-C | | | -- | 51 | -- | -- | -- | -- | -- | -- | -- |] | |
| Ni/Cu-N-C | | | -- | 85 | -- | -- | -- | -- | -- | -- | -- | [178] | |
| Cu(salophen)-coated GDE | 1 M KOH | -1.0 | 30 | 20 | 3 | 38 | 6 | -- | -- | 3 | -- |] | |
| CuBr | | | 24 | 4 | | 25 | -- | -- | -- | -- | -- | [179] | |
| CuBr-DDT | -- | -1.10 | 18 | 20 | | 18 | -- | -- | -- | -- | -- |] | |
| CuO@ZrO ₂ | | | -- | 9 | 7 | 48 | 7 | -- | -- | -- | -- | [180] | |
| CuO | 0.1 M KHCO ₃ | -1.1 | -- | 2 | 2 | 25 | 9 | -- | -- | -- | -- |] | |
| ZrO ₂ | | | -- | -- | -- | -- | 7 | -- | -- | -- | -- | [182] | |
| Cu ₂ (OH)PO ₄ | 0.1 M KHCO ₃ | -1.0 | 38 | 8 | -- | -- | -- | -- | -- | -- | -- |] | |
| Cu ₅ (OH) ₄ (PO ₄) ₂ | | | 46 | 8 | -- | 9 | -- | -- | -- | -- | -- | [183] | |
| 4H/fcc Au-MMT | 1.0 M KHCO ₃ | -1.0 | | 70 | -- | -- | -- | -- | -- | -- | -- |] | |
| 4H/fcc Au-OAm | | | | 53 | -- | -- | -- | -- | -- | -- | -- |] | |

6.6.3. Interfacial engineering

Interfacial engineering represents an innovative strategy when it comes to designing electrocatalysts, for CO₂R. Its main focus is on manipulating and optimizing the interface between the catalyst and the electrolyte. The significance of this approach lies in its ability to enhance activity, selectivity and stability all of which are factors in efficiently converting CO₂ into valuable products. By adjusting the properties of this interface researchers can influence how CO₂ and its intermediates are adsorbed, thereby controlling the reaction pathways. This level of control is vital in addressing the challenges associated with CO₂R. Contribute to the



production of fuels and chemicals sustainably. There are various techniques that can be utilized for engineering in catalyst design. For example, using molecules to modify a surface, such as with electrodes, allows for the introduction of specific binding sites and active groups that help CO₂ capture or conversion. The choice among various support materials and catalyst substrates can also play a role in property determinants. Nanostructuring roughened surfaces or producing heterojunctions is among the ways to engineer the interface between the cathode material and the electrolyte leading to increased catalytic performance. Engineering's importance is that it may allow electrocatalysts to be tailored for CO₂R reactions like methane production or ethylene on one side focusing on practical applications the other side towards sustainability energy solutions. And it reduces CO₂ emissions, mitigating climate change.

Zhang *et al.* Designed a Cu-Zn alloy/Cu-Zn aluminate oxide composite system for the e-CO₂R to valuable C₂₊ products. Decomposing the Cu-Zn-Al-LDH precursor signals the beginning of this novel composite system. Following this, the precursory catalyst was transformed into a composite catalyst consisting of Cu-Zn alloy and Cu-Zn aluminate oxide. Under side-scene, these two components were replicated in a lattice, while interface after interface crisscrossed through the structure. An optimized Cu₉Zn₁/Cu_{0.8}Zn_{0.2}Al₂O₄ catalyst displayed massive current and atom-light effects (though only for C₂₊ products): 88.5% FE at 400 mAcm⁻² when operating on 1.15 V vs RHE [184]. Simultaneously, another study delved into the e-CO₂R into methane, leveraging a Cu foil modified with ZnO_x nanoparticles. Notably, the peak FE for methane production was achieved at 1.1 V, reaching approximately 36%, and it exhibited no significant deterioration over time. This catalytic activity was attributed to the induction of active sites for methane production, identified as cupric ions, at the Cu/ZnO_x interface. The interaction between Cu and ZnO_x provided stability to these active species, prolonging their catalytic lifespan. Importantly, the synthesis process for this system was characterized by its swiftness, simplicity, cost-effectiveness, and straightforwardness. Furthermore, the scalability of methane production was achieved by expanding the surface area of the Cu foil [185].

Furthermore, in the pursuit of achieving exceptional selectivity and stability in the e-CO₂R to C₂₊ products, Liu *et al.* developed a heterostructured catalyst comprising 2D Cu MOFs and Cu₂O nanoparticles (Cu₂O@Cu-BDC). This catalyst consistently generated stable C₂₊ products with remarkable FE of 72.1% in an H-type cell and 58.2% in a flow cell setup. The key to its success lay in the stabilization of Cu⁺ active sites at the interfaces formed between Cu₂O and Cu-BDC within the 2D Cu MOFs. This stabilization, in turn, enhanced C-C coupling reactions and improved the adsorption of critical intermediates involved in the production of C₂₊



products [186]. Additionally, a one-step reduction technique had been employed to create a bimetallic Cu and SnO_x nanocomposite on amorphous rGO support, aiming to enhance formate synthesis through the interplay between the materials, heterointerfaces, high oxophilicity, and electrochemical surface area. The production of SnO_x nanoparticles had hindered C-C coupling and had reduced H₂ and CO generation, ultimately leading to enhanced formate selectivity and endurance. Remarkably, even after 6 hours of electrolysis, the nanocomposite had maintained 85% of its original current density [187]. In the quest to improve C₂₊ selectivity in e-CO₂R, researchers had devised a method for in situ modification of the Cu⁺/Cu⁰ interface within oxide-derived Cu catalysts. Tests of the RCu with Br catalyst's performance in e-CO₂R had unveiled outstanding stability, complemented by its excellent activity and selectivity in producing C₂₊ products. The cooperative Cu⁺/Cu⁰ interface, which played a pivotal role in conferring remarkable selectivity for C₂₊ products, had substantially lowered the energy barrier for CO-CO coupling and had repressed the HER, thereby enhancing the efficiency of CO-CO coupling [188].

In a related context, the interactions between Cu and the electrolyte were found to be of paramount importance in the context of CO₂R in aqueous solutions. When CuO electrodes were modified with various polymers such as PVDF, PE, PVA, and PVP, the FE for C₂H₄ generation doubled, and the partial current density nearly tripled. This advantageous effect was primarily governed by the hydrophobic environments created by PVDF and PE polymers on the Cu surface. Hydrophobic polymer coatings resulted in a higher surface pH, inhibiting HER and promoting the reduction of CO₂ to C₂H₄ [189]. To illustrate uniform Cu dispersion onto the CeO₂ support and the fine-tuning of interfacial characteristics, the Yin *et al.* had demonstrated the fabrication of heterostructured Cu_y/CeO₂ nanorods through chemical pre-lithiation and galvanic displacement. The Cu decoration had facilitated the activation of CO₂ and its subsequent conversion to the *CO intermediate on the surrounding Cu surface, generating a new strong-binding site at the Cu and CeO₂ interface. The trends in the production of C₁ and C₂₊ products in e-CO₂R had exhibited a decreasing and volcano-shaped pattern as the extent of Cu decoration had increased. Through in situ ATR-SEIRAS and Raman measurements, it had been found that the Cu surface had generated two distinct types of *COLFB and *COHFB intermediates, with a high coverage of the *COHFB promoting the creation of C₁ products and a high coverage of the *COLFB contributing to the formation of C₂₊ products [190]. Moreover, it was found that during e-CO₂RR the S-CuSn catalyst goes through dynamic changes. There are five stages in this complicated process: CuS reduction; S

View Article Online
DOI: 10.1059/L4MA00321G

Materials Advances Accepted Manuscript



leaching from Cu_2SnS_3 ; $\text{Cu}_{24}\text{Sn}_{20}$ alloy generation; Sn metal formation; and the constitution of a stable structure in the form of co-doped $\text{Cu}_{24}\text{Sn}_{20}$ alloys with S/Sn. This reconstructed S-CuSn catalyst gave a maximum CO_2 FE of 91.5% and formate FE of 96.4%, indeed homage to its exemplary activity in the e- CO_2R toward formate [191].

Furthermore, metallurgy-dealloying techniques were employed to craft a novel CeO_2Cu amorphous heterostructure. This catalyst, through its interfacial sites, increased the adsorption strength of CO and stabilized CH_2CHO , guiding the reaction toward C_{2+} alcohol production. The catalyst significantly enhanced the inherent activity and selectivity of Cu-based catalysts in the synthesis of C_{2+} alcohols, achieving a remarkable FE of 32.9% at a low potential [192]. Besides, Rudd *et al.* investigated the creation of foams, their morphology, crystal structure, and catalytic efficiency under varying conditions. They also studied how foams reacted to CO_2 electrolysis and examined the potential impact of urea as an additive. Both the unmodified and urea-treated foam electrodes exhibited a variety of cub-octahedra and dendrites. However, changes in the shape, crystallinity, and surface content of the copper foams after 35 minutes of electrolysis resulted in their deactivation as catalytic materials [193].

Additionally, the study examined two electrode families comprised of Cu NPs loaded at varying concentrations (ranging from 0.25 to 2.0 mg/cm^2) as e- CO_2RR catalysts (Figure 17). At low loadings, the predominant reduction product at the electrodes was CH_4 , while at higher loadings, CO became the dominant product. Interestingly, at moderate concentrations (0.5 to 1.0 mg/cm^2), C_2H_4 selectivity was maximized. This behavior was attributed to the presence of low-density NPs, which reduced the likelihood of CO dimerization, ultimately leading to increased CH_4 generation. Bulk CO generation increased with higher loading, increasing the probability of dimerization and thus favoring C_2H_4 synthesis. Additionally, capacitance was found to slow the outward flow of charges from the electrode as NP loading increased further [194].

View Article Online
DOI: 10.1059/D4MA00321G



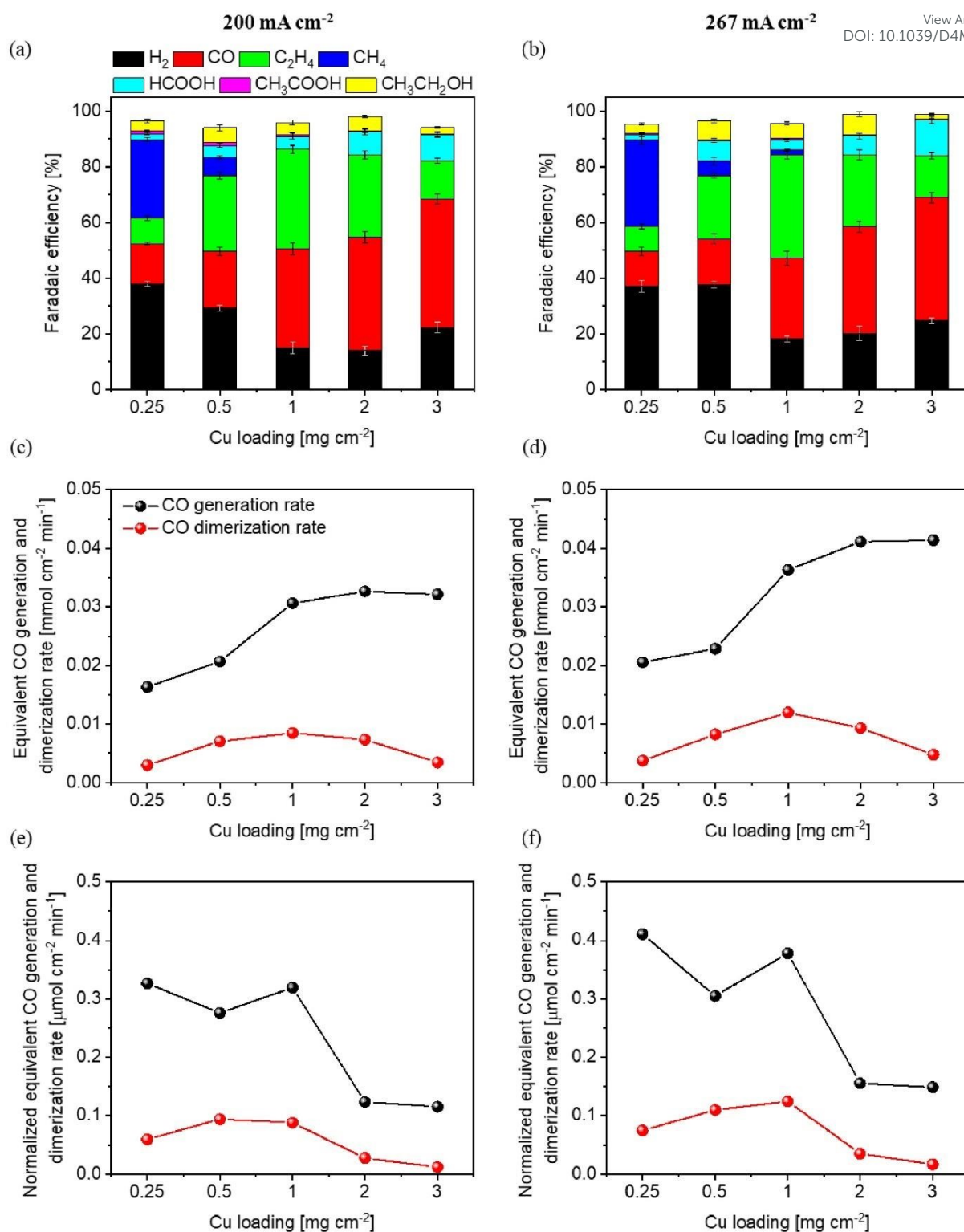


Figure 17: Comparison of electrodes consisting of 25 nm nanoparticles (NPs) with varying loadings: at 200 mA cm⁻², (a) assessing selectivity, (c) evaluating equivalent bulk CO generation and dimerization rates, and (e) normalizing equivalent CO generation and dimerization rates to the electrode's electrochemically active surface area (ECSA); at 267 mA cm⁻², (b) analyzing selectivity, (d) calculating equivalent bulk CO generation and dimerization



rates, and (f) ECSA-normalized equivalent CO generation and dimerization rates. Each electrode underwent testing on multiple occasions. The bulk and ECSA-normalized equivalent CO generation and dimerization rates in (c-f) were computed based on the average selectivity values from at least two sets of experiments conducted at different catalyst loadings and current densities. Reproduced with permission from Ref. [194] Copyright 2023, Elsevier.

Likewise, the Tafazoli *et al.* highlighted a substantial difference in the FEs of C₂ products between low and high current density electrodeposited Cu oxides. In-situ SERS was employed to monitor changes in surface chemistry under CO₂RR conditions, revealing rapid shifts in Cu oxidation states on porous high current density electrodes but not on low current density electrodes. The formation of Cu₂(CO₃)(OH)₂ was linked to Cu oxidation states, surface intermediates, and product analyses, affecting adsorbed intermediates and C₂ products based on local HCO³⁻ concentration and pH during Cu₂(CO₃)(OH)₂ production. The high current density surface was easily terminated by Cu₂(CO₃)(OH)₂, inhibiting further CO₂RR. As a result, HER was enhanced at the expense of C₂ products due to decreased CO₂ concentration near the surface, driven by HCO³⁻ consumption and resulting in higher alkalinity over the electrode. The strong adsorption of CO molecules over the high current density electrode terminated by Cu₂(CO₃)(OH)₂ might account for the removal of the C₂ pathway [195].

In addition, Yang *et al.* demonstrated increased selective adsorption of Cl at dual-phase interfaces using a Cu-based catalyst with abundant Cu⁺ species. This facilitated CO₂-to-C₂₊ conversion in neutral fluids by providing local *CO coverage, which favored energetically advantageous CO dimerization. The employment of the dual-phase method to enhance *CO intermediates' coverage has broader implications for improving CO₂R catalysis in various electrolytes and other electrochemical processes [196]. Also, Single-atom-thick Cu-Sn surface alloys (Cu₉₇Sn₃ and Cu₉₉Sn₁) were created for effective e-CO₂R. These alloys exhibited different catalytic selectivity compared to pure Cu₁₀₀ and Cu₇₀Sn₃₀ bulk alloys due to their distinct geometric and electronic structures. The Cu₉₇Sn₃ catalyst achieved 98% FE_{CO} at low overpotential, showcasing the influence of the local coordinating environment in isolated Cu-Sn bonding, as demonstrated by density functional theory simulations [197].

Additionally, a practical method for stabilizing copper with silica and producing CuSiO_x amorphous nanotube catalysts that are resistant to rebuilding were introduced by Tan *et al.* The Cu-O-Si interfacial sites are ultra-stable in the CO₂RR without evident reconstruction due to the strong interfacial connection between Cu and silica, resulting in high CO₂-to-CH₄



selectivity (72.5% after 12 hours of testing) and stability (FE_{CH_4} remains over 60% after 12 hours of testing) (Figure 18). In a flow cell device, an impressive CO_2 -to- CH_4 conversion rate of $0.22 \text{ mol cm}^{-2}\text{s}^{-1}$ was also attained, suggesting a viable path toward the development of highly active and stable Cu-based CO_2 R catalysts [198]. Table 8 shows a comparative overview of different electrocatalyst synthesized by interfacial engineering approach for e- CO_2 R to sustainable products.

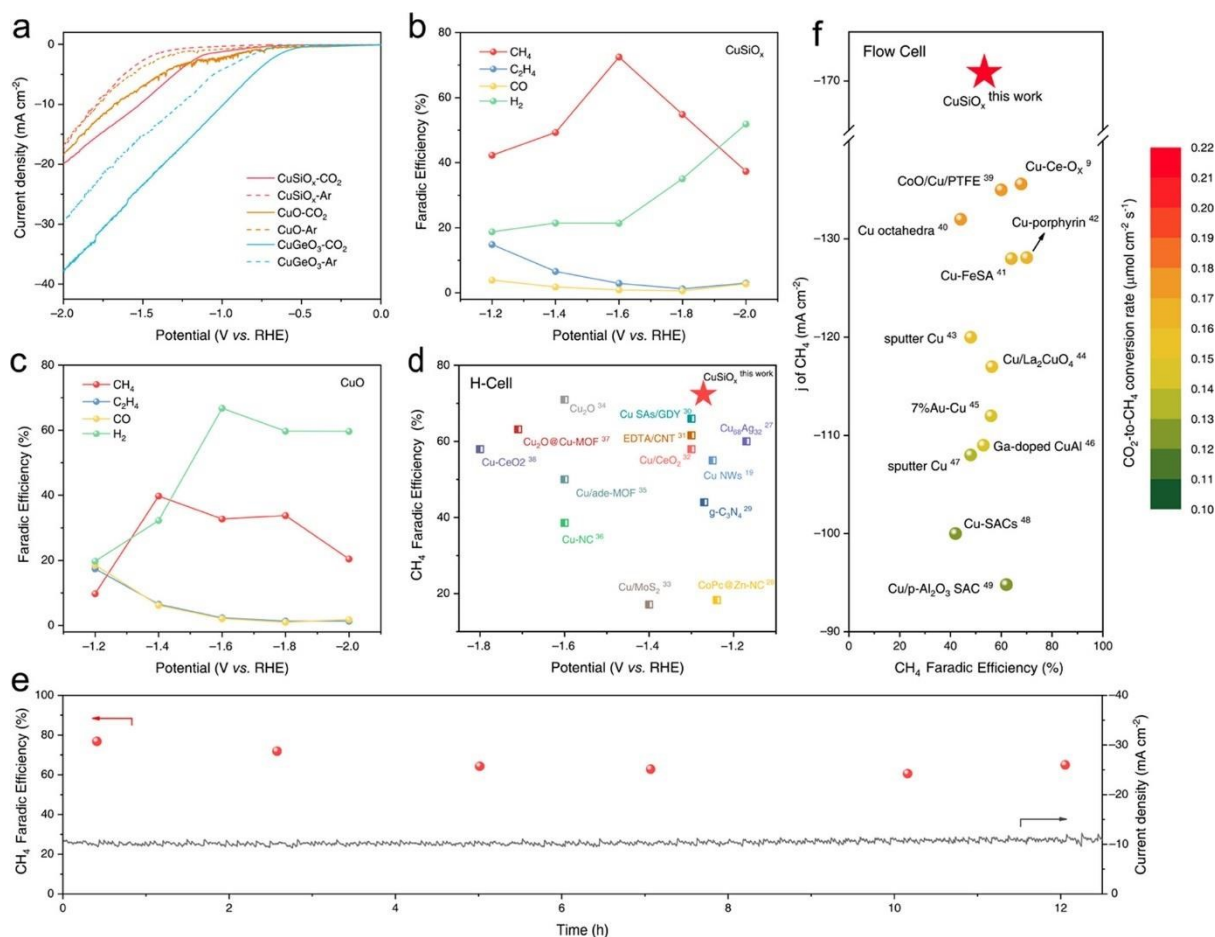


Figure 18: e- CO_2 R performance: LSV curves of $CuSiO_x$, $CuGeO_3$, and CuO under CO_2 or Ar purging conditions (a). FEs of CO_2 R products at varying potentials (b, c). FE for CH_4 production by $CuSiO_x$ compared with other catalysts from previous studies after iR corrections (d). Time-dependent total current density and FE_{CH_4} generated by $CuSiO_x$ measured at -1.6 V vs RHE over a 12-hour period (e). A comparative analysis of this research with prior investigations regarding electrocatalytic CO_2 -to- CH_4 conversion, conducted in a flow cell device (f). Reproduced with permission from Ref. [198] Copyright 2023, American Chemical Society.



Table 8: The presented table showcases the performance of materials in terms of their properties. It specifically focuses on how an interfacial engineering approach affects the selectivity and efficiency of the resulting products. The findings, from this table provide insights for advancing sustainable solutions in the field of energy conversion technologies.

| Material | electrolyte | V vs RHE | ≈ FE % | | | | | | | | | Ref. |
|--|-------------------------|----------|----------------|-----|-----------------|-------------------------------|-------------------|--|--------------------|----------------------------------|---|-------|
| | | | H ₂ | CO | CH ₄ | C ₂ H ₄ | HCOO ⁻ | C ₂ H ₅ ⁺ | CH ₃ OH | C ₂ H ₅ OH | C ₂ H ₅ O ₂ ⁻ | |
| CuZn/CuZnAl ₂ O ₄ | | | 4 | 4 | -- | 38 | 2 | -- | -- | 34 | -- | |
| Cu/CuAl ₂ O ₄ | 2 M KOH | -1.1 | 18 | 4 | -- | 35 | 4 | -- | -- | 25 | -- | [184] |
| CuZn | | | 17 | 18 | 2 | 17 | 2 | -- | -- | 21 | -- |] |
| 0D-CuZn | | | -- | -- | 35 | 18 | -- | -- | -- | -- | -- | |
| 0D-Cu | 0.1 M KHCO ₃ | -1.1 | -- | -- | 8 | 30 | -- | -- | -- | -- | -- | [185] |
| Cu | | | -- | -- | 6 | 2 | -- | -- | -- | -- | -- |] |
| Cu ₂ O@Cu-BDC | | | 17 | 21 | 2 | 25 | 6 | -- | -- | -- | -- | |
| Cu-BDC | 0.1 M KBr | -1.1 | 38 | 6 | 5 | 14 | 2 | -- | -- | -- | -- | [186] |
| Cu ₂ O | | | 40 | 5 | 8 | 26 | 5 | -- | -- | -- | -- |] |
| Ni-N-C@900°C | | | 93 | 12 | -- | -- | -- | -- | -- | -- | -- | |
| Ni-N-C@700°C | 0.1 M KHCO ₃ | -1.1 | 77 | 8 | -- | -- | -- | -- | -- | -- | -- | [199] |
| NiNPs-N-C | | | 94 | 7 | -- | -- | -- | -- | -- | -- | -- |] |
| N-C | | | 85 | 6 | -- | -- | -- | -- | -- | -- | -- | |
| CuSnO _x /rGO | | | 2 | 21 | -- | -- | 22 | -- | -- | -- | -- | |
| Cu ₃ SnO _x /rGO | 0.5 M KHCO ₃ | -0.99 | 3 | 28 | -- | -- | 28 | -- | -- | -- | -- | [187] |
| Cu _{0.33} SnO _x /rGO | | | 3 | 27 | -- | -- | 69 | -- | -- | -- | -- |] |
| R-Cu | 0.1 M KHCO ₃ | 1.0 | 18 | 1 | 1 | 52 | 2 | -- | -- | 12 | -- | [188] |
| R-Cu-Br | | | 38 | 1 | 8 | 38 | 1 | -- | -- | 5 | -- |] |
| CuO | 0.5 M KHCO ₃ | -1.02 | 51 | 12 | 2 | 18 | -- | -- | -- | -- | -- | [189] |
| CuO-PVDF | | | 40 | 10 | 2 | 25 | -- | -- | -- | -- | -- |] |
| Cu _{0.04} /CeO ₂ | | | 23 | 32 | -- | 2 | 33 | -- | -- | -- | -- | |
| Cu _{0.12} /CeO ₂ | | | 31 | 17 | -- | 24 | 22 | -- | -- | -- | -- | [190] |
| Cu _{0.32} /CeO ₂ | 0.1 M KHCO ₃ | -1.0 | 25 | 20 | -- | 20 | 23 | -- | -- | 7 | -- |] |
| Cu _{0.4} /CeO ₂ | | | 24 | 10 | 4 | 23 | 24 | -- | -- | 7 | -- | |
| Cu _{0.6} /CeO ₂ | | | 29 | 18 | -- | 13 | 38 | -- | -- | -- | -- | |
| S-CuSn | | | -0.8 | 8 | 10 | -- | -- | 50 | -- | -- | -- | |
| S-Cu | 0.5 M KHCO ₃ | -0.65 | 66 | -- | -- | -- | 3 | -- | -- | -- | -- | [191] |
| S-Sn | | | -0.99 | 9 | 9 | -- | -- | 41 | -- | -- | -- |] |
| CeO ₂ -Cu | | | -0.6 | -- | -- | -- | -- | -- | -- | 30 | -- | |
| CuZn | | | -0.7 | -- | -- | -- | -- | -- | -- | 38 | -- | |
| Grain Boundary rich Cu | | | -0.8 | -- | -- | -- | -- | -- | -- | 17 | -- | |
| CuAg | | | -0.8 | -- | -- | -- | -- | -- | -- | 19 | -- | |
| Cu ₂ S-Cu-V | 1.0 M KOH | -1.0 | -- | -- | -- | -- | -- | -- | -- | 19 | -- | [192] |
| Nanoporous Cu | | | -0.7 | -- | -- | -- | -- | -- | -- | 10 | -- |] |
| CuAg Wires | | | -0.7 | -- | -- | -- | -- | -- | -- | 10 | -- | |
| Cu nanoparticles | | | -0.8 | -- | -- | -- | -- | -- | -- | 15 | -- | |
| Porous Cu | | | -0.8 | -- | -- | -- | -- | -- | -- | 15 | -- | |
| CuAu | | | -1.0 | -- | -- | -- | -- | -- | -- | 25 | -- | |
| CF-18H | 0.1 M KHCO ₃ | -1.05 | 74.3 | 1.7 | 0.3 | 11.6 | 2.6 | -- | -- | 2.5 | -- | [193] |
| CF-18H-100U | | | 90.9 | 0.8 | 0.7 | 8 | 2.4 | -- | -- | 1.5 | -- |] |
| CuZn/CuZnAl ₂ O ₄ | 2 M KOH | -1.1 | 4 | 6 | -- | 38 | 2 | -- | -- | 34 | -- | |



| | | | | | | | | | | | | | |
|----|--|-------------------------|-------------------------------|----|----|----|----|----|----|----|----|--|-----------|
| 42 | Cu/CuAl ₂ O ₄ | | | 26 | 4 | -- | 33 | 4 | -- | -- | 27 | View Article Online DOI: 10.1039/D4MA00321G | 184 |
| 43 | CuZn | | | 17 | 20 | 4 | 16 | -- | -- | -- | 21 | -- |] |
| 44 | Cu NPs (3 mgcm ⁻²) | 1.0 M KOH | 200 mA cm ⁻² | 22 | 44 | -- | 16 | 10 | -- | -- | -- | -- | [194] |
| 45 | S-ZnO | | | 38 | 30 | -- | -- | 8 | -- | -- | -- | -- | -- |
| 46 | S-CuO | 1 M KOH | -1.06 | 21 | 5 | 3 | 40 | -- | -- | -- | 12 | -- | [50] |
| 47 | S-Cu ₅ Zn ₁ O _x | | | 48 | 12 | 2 | 18 | -- | -- | -- | 6 | -- | -- |
| 48 | S-Cu ₁ Zn ₃ O _x | | | 28 | 14 | 3 | 16 | -- | -- | -- | 7 | -- | -- |
| 49 | CuSiO _x | 1 M KOH | -1.3 | 19 | 4 | 43 | 16 | -- | -- | -- | -- | -- | [198] |
| 50 | CuO | | | 20 | 18 | 10 | 18 | -- | -- | -- | -- | -- | -- |
| 51 | Cu ₁₀₀ | | | 22 | 18 | -- | 28 | 28 | -- | -- | -- | -- | -- |
| 52 | Cu ₉₇ Sn ₃ | 0.5 M KHCO ₃ | -1.0 | 5 | 84 | -- | -- | 9 | -- | -- | -- | -- | [197] |
| 53 | Cu ₇₀ Sn ₃₀ | | | 2 | 5 | -- | -- | 90 | -- | -- | -- | -- | -- |

6.6.4. Speciation of Cu surface

In the design of catalysts for e-CO₂R, the arrangement of copper surfaces completely different. Since the selectivity, activity, and stability of the catalyst in converting CO₂ into useful chemicals and fuels are directly influenced by the surface configuration of Cu, it is important to understand and control this. The key to this approach lies in the fact that through it we can tailor the properties of Cu surfaces allowing us to control the reaction pathways and sideline reactions. By manipulating the surface configuration researchers can enhance the performance of the catalyst making it more energy efficient and economically viable for large scale CO₂RR applications. Additionally, by modifying the configuration of the Cu surface, it can be made into a selectivity catalyst, demonstrated through catalysts that can convert C₂ into ethylene or ethanol, and suppress the production of competing by-products. To design CO₂RR catalysts, a variety of methods are available to control and manipulate Cu's surface configuration. One way is to use electrodeposition techniques create thin films or nanostructured Cu surfaces having controlled crystallographic orientations, grain size and defect types. In addition, adding foreign elements/molecules, such as in atomic layer deposition of metal oxide or the forming of surface alloys, can change Cu's electronic structure and coordination environments to change its responsiveness to CO₂. One possible approach is to use electrochemical potential control and pH adjustment as a way to synthesize and operate Cu-based catalysts. This can mediate specific surface speciation and stabilize reactive intermediates.

Continuing with this line of investigation, tin doped CuO NSs were prepared and the catalyst activity of them was higher than that of pure CuO catalysts. The excellent performance of the



NS's was mainly attributed to the increased CO_2 adsorption. The synergistic relationships between SnO_2 and CuO were found to be beneficial for e- CO_2R [200]. In another facet of research, La_2CuO_4 perovskites with engineered grain boundaries (GBs) were developed as effective electrocatalysts for e- CO_2RR . These tailored nanoparticles exhibited a strong FE toward C_2H_4 , a desirable product of CO_2R . The enhanced selectivity for the C_2 product was attributed to their high adsorption affinity for CO intermediates. The introduction of strain generated by the twin boundaries (TBs) in La_2CuO_4 nanoparticles led to increased CuO and CuLa bond lengths, further improving $FE_{\text{C}_2\text{H}_4}$ [201]. Advancing this research, a microfluidic flow cell was utilized to reduce Cu_2O precursors under CO_2RR conditions, resulting in the formation of a porous Cu cavity (Figure 19). These catalysts exhibited a Cu (111) faceted cavity with dimensions of approximately 108 ± 23 nm. Remarkably, these structures led to an increase in both the FE for C_{2+} products and the partial current density, all achieved at a low applied voltage. This was attributed to the entrapment of numerous *CO intermediates within the cavities, preventing their easy migration between cavities. DFT calculations and electrochemical Raman spectra suggested that C-C coupling primarily occurred via the CO-CHO coupling mechanism [202].

View Article Online
DOI: 10.1039/D4MA00321G



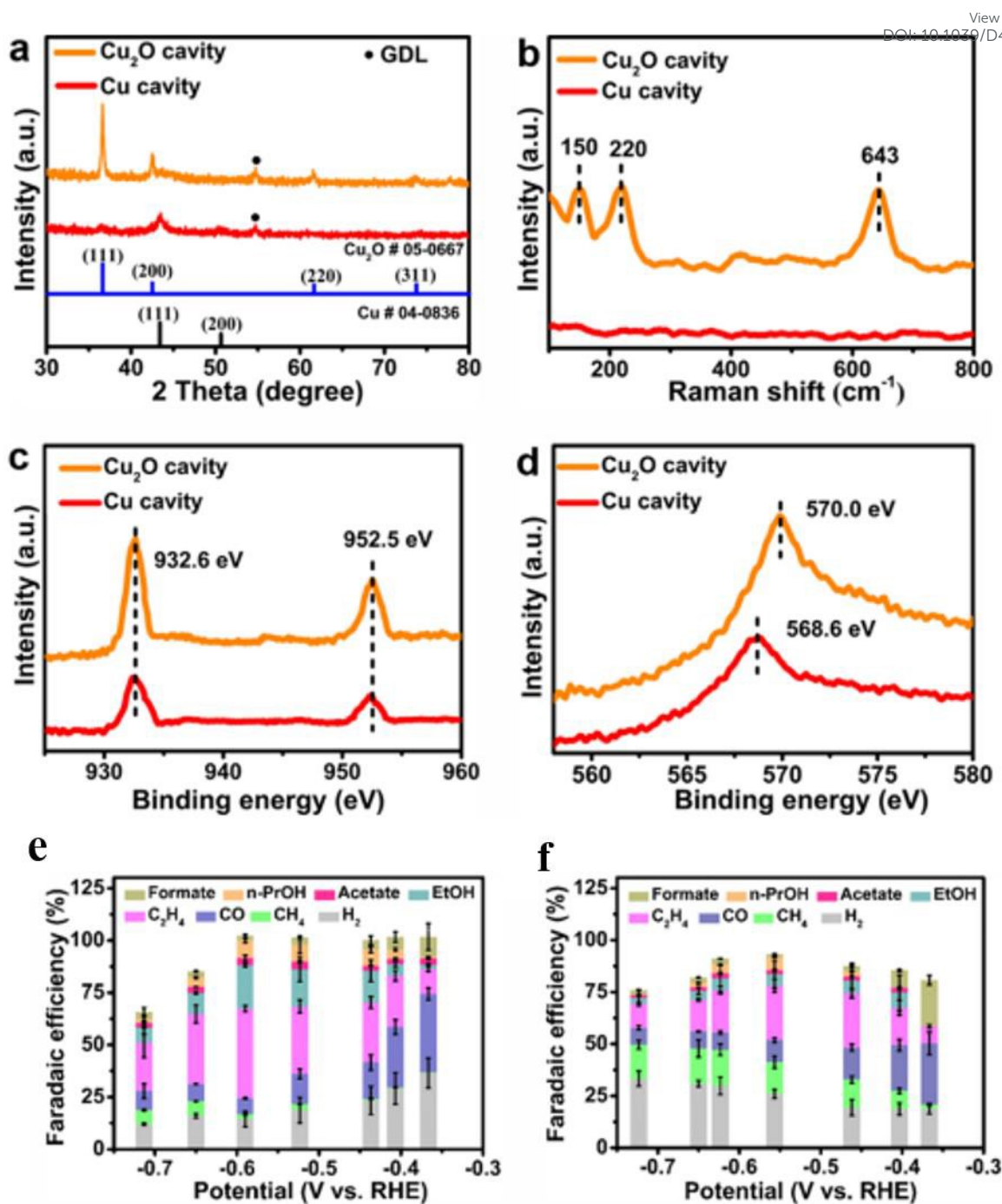


Figure 19: The study focuses on characterizing the synthesized Cu₂O pre-catalyst and the Cu cavity catalysts. The XRD pattern (a), Raman spectra (b), and XPS of Cu 2P (c) and Cu LMM (d) were obtained for the synthesized Cu₂O precatalyst and the Cu cavity catalysts. "GDL" refers to the commercial gas diffusion layer. The performance of e-CO₂RR in a flow cell reactor. The major products of the e-CO₂RR were studied on both cavity Cu and solid Cu surfaces at various applied potentials in a 1 M KOH solution. Reproduced with permission from Ref. [202] Copyright 2023, American Chemical Society.



In the realm of catalytic advancements, a groundbreaking achievement was made by immobilizing OH_{ad} -introduced noncovalent interactions (NCI) in the reduction of CO_2 on SnO nanosheet catalysts. This innovative approach yielded remarkable results, including a high FE of 90.5% and a substantial partial current density of 61.8 mA cm^{-2} . The catalytic mechanism revolved around the rapid protonation of CO_2 into formate on the SnO(001) surface through activation. The introduction of NCI by O_{Had} , coupled with its role in enhancing hydrogen adsorption, facilitated efficient regeneration, enabling continuous operation. Notably, O_{Had} -induced NCIs outperformed their H_2 -annealed counterparts in promoting formate reduction across various catalysts, including CuO, Bi_2O_3 , and TiO_2 [203]. Another notable advancement in catalytic science involved the creation of a $\text{Cu}_2\text{O}(\text{CO})$ nanocubic catalyst through controlled thermal topological transformation of Cu_2O nanocubes under a CO atmosphere at 275°C . This catalyst exhibited a unique structural configuration characterized by high-density nanograin boundaries, which exposed Cu(100) facets, $\text{Cu}[n(100)\times(110)]$ step sites, and Cu^0/Cu^+ interfaces. During the CO_2RR process, it demonstrated exceptional performance, achieving a $FE_{\text{C}_{2+}}$ of 77.4%, and showcased remarkable stability even under high polarization and current densities. The abundance of Cu^0/Cu^+ interfaces played a pivotal role in increasing the adsorption density of $^*\text{CO}$ intermediates, thereby contributing to the high selectivity for C_{2+} products. Furthermore, the presence of rich nanograin boundaries significantly improved the catalytic stability, underscoring the critical importance of surface structures in Cu-based catalysts for achieving high C_{2+} selectivities during CO_2RR , especially under industrially relevant current densities [204].

Synthesis of methanol using Cu/ZnO/ Al_2O_3 catalysts on an industrial level has long been a mystery, and it is mainly because we are not certain of where the active sites are located or of how high up in $\text{FeO}^*(z=1.0)$ exposed under these conditions with CaO (0001) facets could be for unit cell faceted Cu-Zn-like structures. A large-scale machine learning atomic simulation was harnessed to investigate thousands of reaction paths connected to both CO_2 and CO hydrogenations on Cu-Zn surfaces predicted by thermodynamic calculations to be stable. This extensive study revealed several key insights. Firstly, under reaction conditions, Zn decorates at the step-edge of Cu(211) up to 0.22 monolayers (ML), indicating a dynamic surface modification process. Additionally, the investigation highlighted that CO_2 hydrogenation overwhelmingly governs the methanol synthesis process. Moreover, the formation of $[-\text{Zn}-\text{OH}-\text{Zn}-]$ chains on Cu(111) surfaces was observed under reaction conditions, suggesting the pivotal role of CO in the mixed gas environment [205]. Transitioning to the



selectivity of the carbon reduction reaction (CRR) aimed at producing C_{2+} products on oxidized Cu-based catalysts, it was discovered that the oxidation state of the surface Cu active site plays a pivotal role. At lower oxidation states, weak $*CHO$ adsorption is observed at the Cu site, rendering the transition from $*CO$ to $*CHO$ unfavorable. As the oxidation state of Cu increases, the C-C coupling step shifts toward $*CHO$ dimerization, and the $*CO$ to $*CHO$ transition becomes more favorable. Remarkably, the optimal oxidation state for CC coupling was identified to be around +0.5. Importantly, the selectivity for C_{2+} products can be tailored through doping with transition metals, which have the capacity to alter the Cu oxidation state. The presence of these metal dopants can be discerned through the utilization of artificial intelligence clustering based on physical characteristics [206]. Notably, one promising avenue for enhancing the electrocatalytic performance of copper involves promoting its surface with alumina (AlO_x) clusters. This strategy has led to the development of highly selective and stable catalysts capable of catalyzing the transformation of CO_2 into ethylene and other multicarbon compounds. The catalyst, formed from Cu-aluminum (Cu-Al) layered double hydroxide nanosheets and promoted with AlO_x , has demonstrated remarkable performance in this regard, offering potential solutions for sustainable carbon utilization and emissions reduction [207]. Table 9 shows an overview of different materials designed by following Cu surface engineering strategy for e- CO_2R to different valuable products.

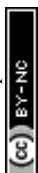
Table 9: By examining the details of the materials used the table investigates how surface engineering strategies, for copper impact CO_2R . It offers an analysis of electrocatalyst materials designed specifically to convert CO_2 . The main focus lies on studying their properties selectivity in product formation and overall efficiency under conditions.

| N | Material | electrolyte | V vs RHE | ≈ FE % | | | | | | | | | R f. |
|----|---------------------------------------|-------------------------|----------------|----------------|----|-----------------|-------------------------------|-------------------|--|--------------------|----------------------------------|---|---------|
| | | | | H ₂ | CO | CH ₄ | C ₂ H ₄ | HCOO ⁻ | C ₂ H ₅ ⁺ | CH ₃ OH | C ₂ H ₅ OH | C ₂ H ₃ O ₂ ⁻ | |
| 1 | La ₂ CuO ₄ NBs | | | 38 | 10 | 4 | 43 | -- | -- | -- | -- | -- | [2] |
| 2 | La ₂ CuO ₄ NRs | 0.1 M KHCO ₃ | -1.1 | 55 | 7 | 8 | 25 | -- | -- | -- | -- | -- | [1] |
| 3 | bulk La ₂ CuO ₄ | | | 18 | 84 | 2 | -- | -- | -- | -- | -- | -- | [1] |
| 4 | Bulk CuO | | | -- | -- | 8 | -- | -- | -- | -- | -- | -- | |
| 5 | CuO NS | | | -- | -- | 12 | 4 | -- | -- | -- | -- | -- | |
| 6 | 1 % SnO ₂ -CuO NS | 0.5 M KHCO ₃ | -1.0 | -- | -- | 12 | 21 | -- | -- | -- | -- | -- | [2] |
| 7 | 3 % SnO ₂ -CuO NS | | | -- | -- | 15 | 24 | -- | -- | -- | -- | -- | [20] |
| 8 | 5 % SnO ₂ -CuO NS | | | -- | -- | 13 | 13 | -- | -- | -- | -- | -- | [1] |
| 9 | 10 % SnO ₂ -CuO NS | | | -- | -- | 11 | 8 | -- | -- | -- | -- | -- | |
| 10 | Cavity Cu | | | 11 | 9 | 8 | 23 | 4 | -- | -- | 6 | -- | [2] |
| 11 | Solid Cu | 1 M KOH | -0.7 | 31 | 7 | 19 | 15 | 3 | -- | -- | 2 | -- | [2] |
| 12 | Sn | | | -- | -- | -- | -- | 37 | -- | -- | -- | -- | [2] |
| 13 | H-SnO | 0.5 M KHCO ₃ | -0.95 | -- | -- | -- | -- | 40 | -- | -- | -- | -- | [3] |
| 14 | SnO | | | 10 | 20 | -- | -- | 41 | -- | -- | -- | -- | [1] |



Xu et al. have investigated e-CO₂R efficiency of Cu, Ni, and Mn doped CNTs. The overpotential values of Cu, Ni, and Mn doped CNT(8, 0) and CNT(6, 6) catalysts were found to be lower than those obtained with individual metal catalysts [210]. Additionally, the Ce-Cu nanoparticles (NPs) exhibited exceptional performance in e-CO₂RR, particularly in the production of C₂H₄ product, with Ce-Cu-2 NPs achieving an impressive 53% FE for C₂H₄ at 150 mA cm⁻². The addition of Ce, to Cu resulted in an increase in the number of sites for catalysis and a reduction in particle size. This played a role in enhancing the activity of Ce-Cu NPs. Experimental evidence, including XANES and XPS analyses indicated that the presence of Ce altered the state of Cu and caused the formation of OVs in regions. Furthermore in situ SERS experiments provided support to suggest that Ce doping helped stabilize CuO_x species enabling adsorption of CO and subsequent interactions, between carbon atoms [211].

In order to explore how various compositions and structures of Cu-ZrO₂ catalysts affect the conversion of CO₂, to CH₃OH through hydrogenation a group of researchers led by Mao synthesized a range of catalysts. The catalytic performance of these catalysts was found to be influenced by factors, like OVs low valence copper species, the surfaces of ZrO₂ and the size of pores. Methanol selectivity was particularly impacted by the interface between low-valence Cu species and ZrO₂, where OVs were abundant [212]. In another study, the research focused on the synthesis of Pd and Cu doped g-C₃N₄ nanotubes with a porous structure. These nanotubes exhibited exceptional gas-phase CO oxidation activity and durability, alongside enhanced e-CO₂R activity attributed to their high surface area [213]. In a different study, hydrothermal synthesis method was used to prepare a Cu-doped BiVO₄ catalyst for e-CO₂R (Figure 20). This catalyst had excellent electrocatalytic performance, the highest FE_{HCOO}⁻ of which was 87.15%, at -1.0 V versus RHE, and a maximum current density of -20.68 mA cm⁻² at -1.3 V versus RHE. The introduction of Cu was conducive to changing the electronic structure of BiVO₄ and produced more active adsorption sites. Also, in a photo-electrocatalytic system, a WO₃ nanotube array was made into a photoanode, which further improved the catalyst's performance. In the PEC system, formate yield was 3.3-fold higher at -0.9 V versus RHE than in the electrochemical system. Reflecting this fact was that there is a synergistic effect between photocatalysis and electrocatalysis [214].



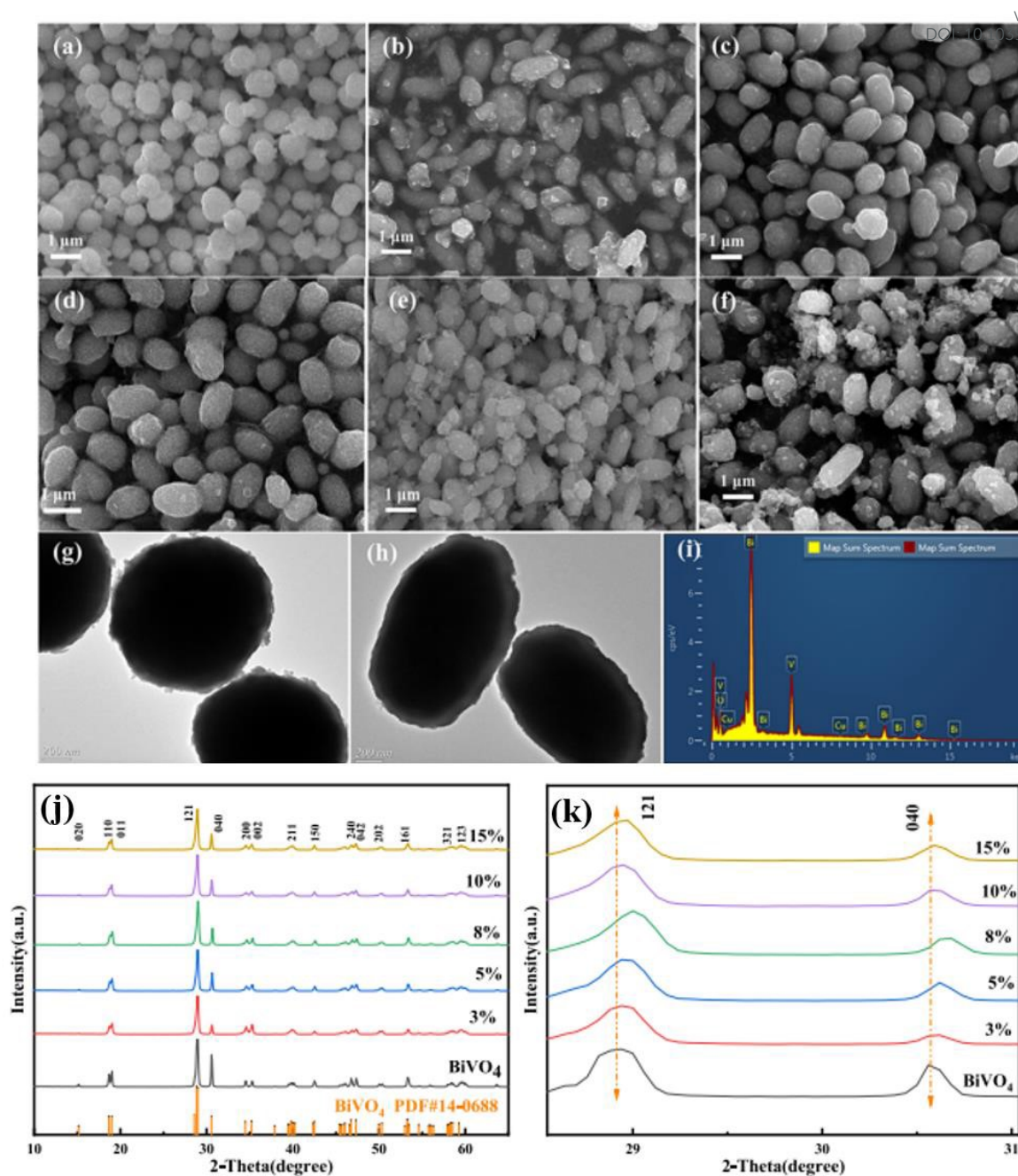


Figure 20: The provided images (a-f) display SEM images of BiVO_4 samples doped with varying concentrations of copper (Cu), including pristine (a), 3% (b), 5% (c), 8% (d), 10% (e), and 15% (f) Cu-doped BiVO_4 . TEM images of undoped BiVO_4 (g) and BiVO_4 doped with 8% Cu (h). The sample being referred to is EDS of 8% Cu-doped BiVO_4 (i). The study also examines the XRD pattern of pristine BiVO_4 and various proportions of Cu-doped BiVO_4 . Reproduced with permission from Ref. [214] Copyright 2023, Elsevier.

A remarkable C_{2+} FE of 76.4% was found for Cu-Al MONFs at a high current density of 600 mA cm^{-2} , demonstrating their superior ability in the electrocatalytic reduction of $\text{e-CO}_2\text{R}$ to



C₂+ products. This marked a significant difference compared to CuO nanofibers, which exhibited weak C₂+ products and excessive hydrogen evolution. The introduction of aluminum through doping modified the electronic structure of Cu, optimizing intermediate binding and CC coupling, while also creating a mesoporous structure during the etching process [215]. The study explored the in situ activation of Sn-doped Cu bimetallic electrocatalysts using pristine SnO₂-decorated CuO nanoparticles. These catalysts demonstrated near-unity selectivity for CO₂ to CO conversion and maintained steady performance for up to 15 hours. Ex-situ electron microscopy, X-ray spectroscopy, and diffraction experiments shed light on the native shape and structure of these electrocatalysts. The in situ activated Sn-doped Cu electrocatalysts significantly enhanced the electrochemical conversion of CO₂ to CO, achieving a record Faradaic efficiency of 98% for CuO-0.4% Sn at a 0.75 V applied potential versus RHE. In situ Raman spectroscopy and XRD measurements revealed catalyst activation and adsorbed species, both dependent on time and potential. The findings indicated that clean surface CuO was rapidly reduced within seconds, paving the way for the development of high-performance, low-cost electrocatalysts by doping Cu-based electrocatalysts with post-transition metals [216]. Another study introduced Cu-doped CeO₂ nanocrystals coated with carbon, synthesized through a one-step pyrolysis of MOFs (Figure 21). These nanocrystals exhibited significant CH₄ partial current density of 138.6 mA cm⁻², coupled with the highest FE_{CH_4} of 80.3%. The outstanding activity and selectivity of these nanocrystals were attributed to the synergistic effect of carbon encapsulation and the Cu/CeO₂ active component [217].

View Article Online
DOI: 10.1039/D4MA00321G



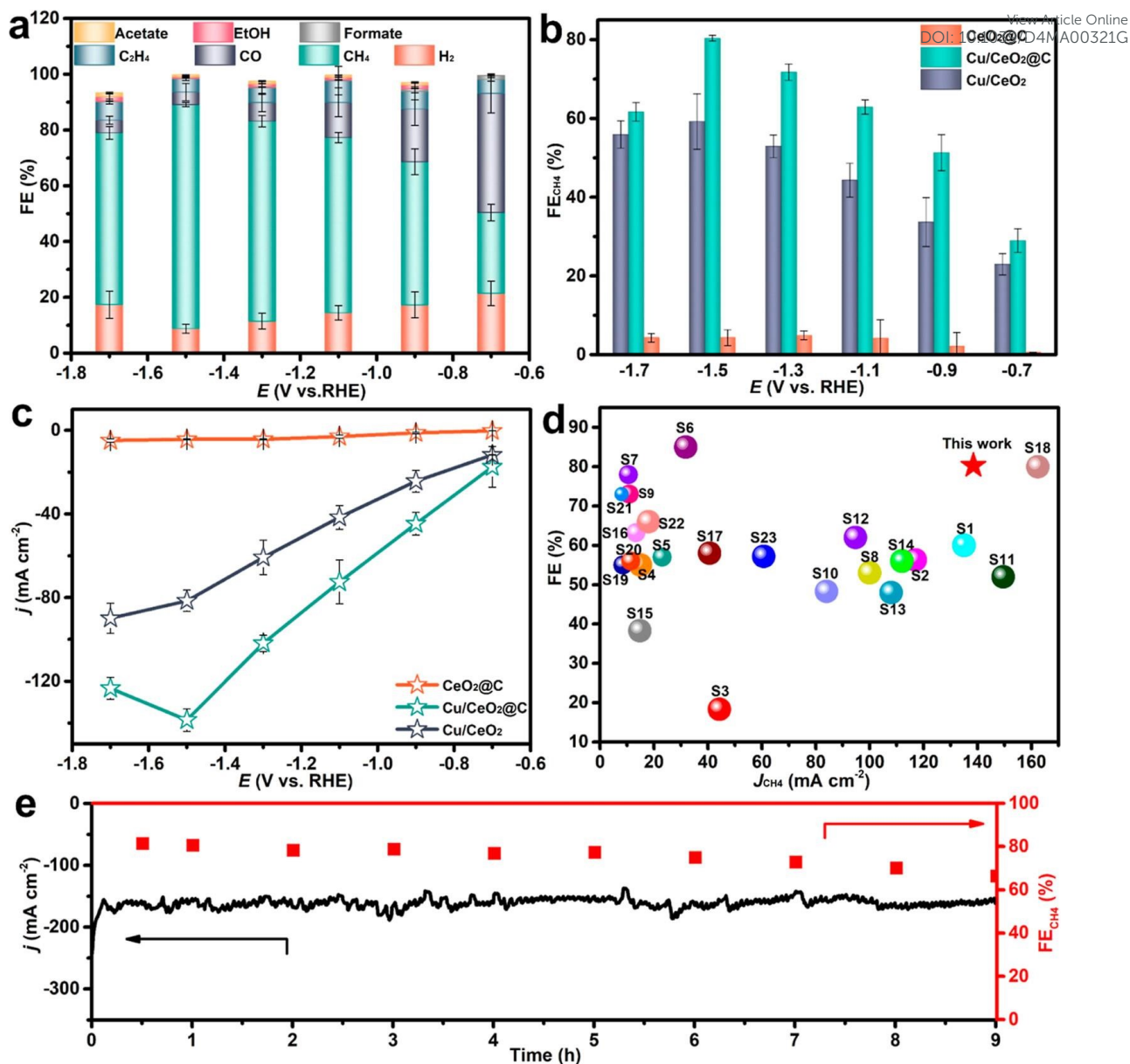


Figure 21: The performance of $e\text{-CO}_2\text{RR}$ was evaluated for various samples in the flow cell. The FEs of all the products for the $\text{Cu}/\text{CeO}_2@\text{C}$ catalyst were measured at different applied potentials (a-b). The comparison of CH_4 selectivity and CH_4 partial current density among various samples (c). The CH_4 selectivity and partial current density of $\text{Cu}/\text{CeO}_2@\text{C}$ were compared to those of previously reported electrocatalysts (d). A long-term stability test was conducted on $\text{Cu}/\text{CeO}_2@\text{C}$ at a potential of -1.5 V for a duration of 9 hours (e). Reproduced with permission from Ref. [217] Copyright 2023, American Chemical Society.

Kim *et al.* demonstrated that the production rate of CO in a CoCu SAA with trace doping levels of Co atoms in Cu could be doubled compared to bare Cu. The material also displayed a high $j_{C_2H_4}$ of 282 mA cm^{-2} at 1.01 V vs RHE in a neutral electrolyte. This alloy improved the



coverage of *CO intermediates necessary for the synthesis of multicarbon products and accelerated the conversion of CO₂ to CO. The selectivity of CoCu SAA was enhanced toward ethylene over ethanol due to its active sites, which promoted the deoxygenation of *HOCCH, resulting in a yield of 15.6% ethylene [218]. A high-performance Vo-CuO(Sn) catalyst containing OVs for e-CO₂RR-to-CO conversion was produced using one-pot synthesis. The electrode's FE_{CO} was greater than 95% across a broad range of operating potentials, and its partial current density for CO was 35.22 mA cm⁻². The catalyst's high activity stability was further demonstrated by its ability to achieve an optimal 99.9 % FE at a low potential [219]. Through in situ structural rebuilding of a CuS-Bi₂S₃ heterojunction precursor, a CDB electrocatalyst with an ampere-level current density and remarkable durability for e-CO₂RR to formate was created. The catalyst's high conversion rate can be attributed to the electron-rich surface, a critical point both for its stability, and it can effectively smooth the kinetic barrier in the reaction [220].

In another investigation, researchers explored the Cu/Sn ratio for e-CO₂RR to CO. In undertaking experiments to use Sn-decorated Cu electrodes, they found that the catalyst is believed to be a Cu-SnO overlayer. These studies showed that for particles shaped electrodes, the CO partial current density becomes saturated at high overpotentials and then decreases. However, this phenomenon was not seen in dendritic shaped electrodes. Dendrite morphology increased the concentration of CO₂ at the electrode surface, thus maintaining relatively constant FE_{CO} over a wide potential range [221]. Another study explored electrochemically produced C₂H₆ from CO₂ using a Cu₂O-derived Cu working electrode and PdCl₂ in a 0.1 M KHCO₃ catholyte. The FE of up to 30.1% at a potential of 1.0 V was achieved. The process involved the initial reduction of CO₂ at Cu sites, followed by hydrogenation using PdCl_x to produce C₂H₆. This approach required the presence of both copper and PdCl_x sites for effective reduction, and the conversion efficiency of other palladium-based particles was found to be comparatively lower [222]. In another investigation, the study had revealed extremely porous Fe-CNPs through a process of amorphous SiO₂ coating, carbonizing, and acid leaching. The presence of these nanoparticles had greatly aided the e-CO₂RR to CO process, with their FE in a 1.0 M KHCO₃ electrolyte reaching 98.8%. The research had also shown that the selectivity for e-CO₂R had changed with porosity. Additional investigations on ZIF-derived carbon catalysts with Ni- and Co-doping had indicated that mesopores and macropores might enhance CO selectivity [223].

View Article Online
DOI: 10.1039/D4MA00321G



Furthermore, Li *et al.* had demonstrated that doping Cu with p-block metal atoms could enhance e-CO₂R to C₂₊ products at high current density by inducing p-d orbital hybridization. At a potential of -1.07 V vs RHE, the CuGa catalyst had achieved a remarkable C₂₊ FE of 81.5% at a current density of 0.9 A cm⁻². The catalyst had maintained its high C₂₊ productivity at 1.1 A cm⁻² and a FE of 76.9%. P-d hybridization between Cu and Ga had increased C₂₊ selectivity, strengthened binding to the *CO intermediate, reduced the reaction energy barrier for CC coupling, and guaranteed an abundance of catalytic reactive sites [224]. In a different study, Ni-substituted CuO and CuO catalysts had been synthesized using solution combustion synthesis. The research had demonstrated the significance of ionic nickel substitution through electrochemical analyses of Cu_{0.9}Ni_{0.1}O and Cu_{0.95}Ni_{0.05}O, both of which had exhibited exceptional redox-active behavior and higher electrocatalytic performance compared to CuO. Ionic connection between Ni²⁺ and Cu²⁺ had been crucial, as evidenced by the enhanced electrocatalytic activities of Cu_{0.9}Ni_{0.1}O and Cu_{0.95}Ni_{0.05}O in comparison to Ni metal and NiO-supported CuO. Steady-state chronoamperometry at a fixed potential of 0.2 V vs RHE in the CO₂ saturated electrolyte had also revealed the high activity and stability of nickel-doped catalysts. On Cu_{0.9}Ni_{0.1}O, the FE% values of CH₄ and C₂H₄ had been roughly 3 and 4 times higher than those on CuO, significantly increasing the hydrocarbon selectivity [225]. In another investigation, Al-PILC doped with Cu²⁺ ions and mixed metal pillars had both increased basal spacing, indicating effective dispersion of aluminum and copper. This increased surface area and volume had facilitated the adsorption and reduction of CO₂. It is noteworthy that the CO₂R reaction activity has been found to increase with the proportion of copper in the composite electrode [226]. Information on a number of representative catalysts prepared through metal doping to convert CO₂ into organic fuel is given in Table 10.

Table 10: The potential, selectivity, and efficiency of the product are also listed in the table. This information provides clues as to how CO₂ might be turned to other fuels by adopting Metal doping strategy.

| N | Material | electrolyte | V | | ≈ FE % | | | | | | | | Ref. | |
|---|---------------------------------|---------------------------------|------------------------------|----|----------------|----|-----------------|-------------------------------|-------------------|--|--------------------|----------------------------------|------|---|
| | | | vs RHE | | H ₂ | CO | CH ₄ | C ₂ H ₄ | HCOO ⁻ | C ₂ H ₅ ⁺ | CH ₃ OH | C ₂ H ₅ OH | | C ₂ H ₃ O ₂ ⁻ |
| 1 | Ce-Cu-3 NPs | 1 M KOH | 100 mA cm ² | | -- | 35 | -- | 47 | -- | -- | -- | -- | -- | |
| 2 | Ce-Cu-2 NPs | | | -- | 38 | -- | 47 | -- | -- | -- | -- | -- | -- | [211] |
| 3 | Ce-Cu-1 NPs | | | -- | 42 | -- | 38 | -- | -- | -- | -- | -- | -- |] |
| 4 | Cu Nps | | | -- | 69 | -- | 12 | -- | -- | -- | -- | -- | -- | |
| 5 | Cu-doped BiVO ₄ | 0.5 mol/L NaHCO ₃ | - 1.0 | | 7 | -- | -- | -- | 16 | -- | -- | -- | -- | |
| 6 | Cu-doped BiVO ₄ -3% | | | 3 | -- | -- | -- | 48 | -- | -- | -- | -- | -- | |
| 7 | Cu-doped BiVO ₄ -5% | | | 4 | -- | -- | -- | 67 | -- | -- | -- | -- | -- | [214] |
| 8 | Cu-doped BiVO ₄ -8% | | | 1 | -- | -- | -- | 87 | -- | -- | -- | -- | -- |] |
| 9 | Cu-doped BiVO ₄ -10% | | | 5 | -- | -- | -- | 60 | -- | -- | -- | -- | -- | |



higher yields of methane or ethylene. Different techniques like chemical vapor deposition, ion exchange or solvothermal synthesis allow us to precisely control the distribution of metal dopants, within the catalysts structure. This strategy holds importance in advancing energy technologies by making electrochemical CO₂R more efficient and sustainable while deepening our understanding of catalytic mechanisms at a molecular level.

In a study Yuan *et al.* explored novel materials for electrochemical reduction, they investigated Cu₂S-X materials with varying starting morphologies (Figure 22). These materials were successfully transformed into S-Cu₂O-X through electrochemical reduction. By strategically optimizing the electronic structure and increasing surface area via microstructure rebuilding, the efficiency of the catalyst in e-CO₂R reduction and formate selectivity was significantly enhanced. Notably, the team demonstrated the ability of S-Cu₂O-14 catalysts in formate synthesis, achieving an impressive 18% increase in current and a remarkable selectivity of 66.1% [227].

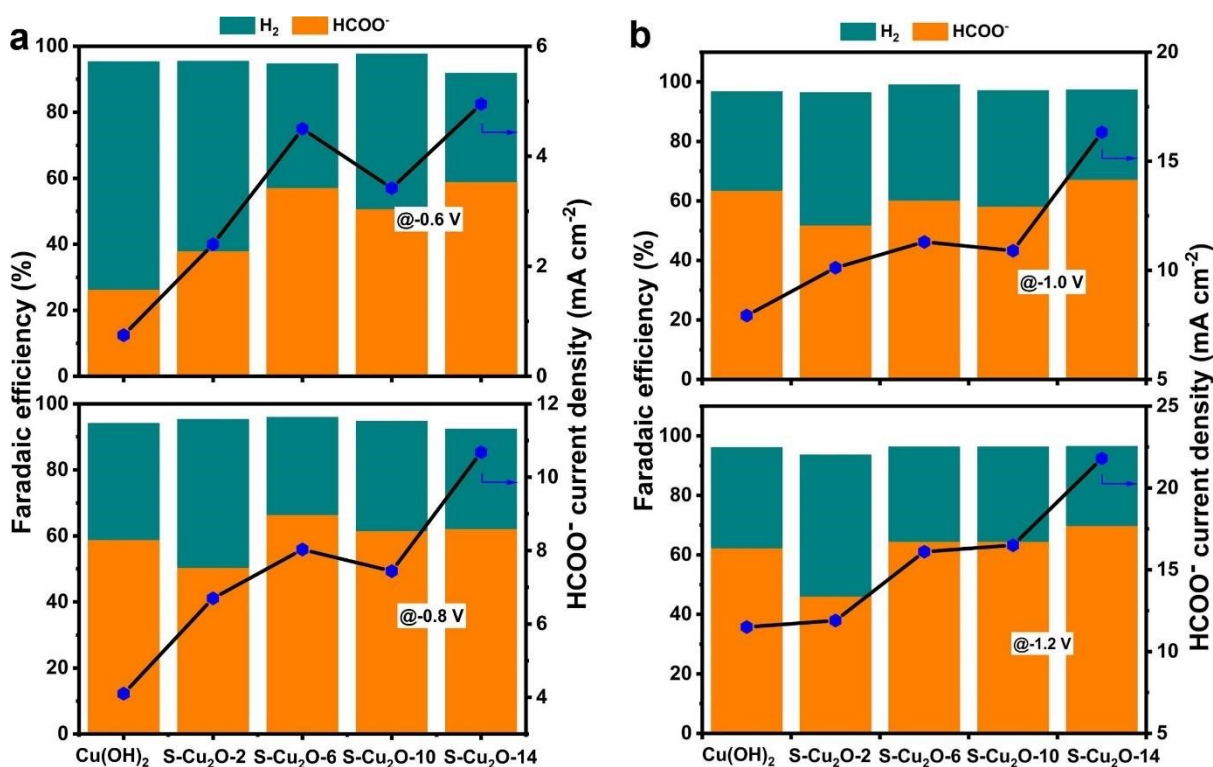
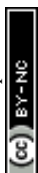


Figure 22: The FE_{HCOO^-} and partial current density were measured for Cu(OH)₂, S-Cu₂O-2, S-Cu₂O-6, S-Cu₂O-10, and S-Cu₂O-14 electrodes at various applied potentials ranging from -0.6 V to -1.2 V vs. RHE.com. Reproduced with permission from Ref. [227] Copyright 2023, Elsevier.

In a parallel manner, using a co-doping approach Dai *et al.* converted CO₂ to CH₄ using copper-based catalysts. The Cu-N₂B₂ planar unit within their B-doped Cu-N_x set-up was the main focus of concern. Incorporation of boron into the coordination layer facilitated methane synthesis by increasing the strength of binding towards both CO* and CHO* intermediates. This strategic



approach has been very successful, with the maximum FE for methane reaching as high as 73% and a peak methane partial current density of -462 mA cm^{-2} at -1.94 V vs. RHE. This demonstrates the excellent methane yield of the B-doped Cu-N_x material. The underlying reaction mechanism of the $\text{Cu-N}_2\text{B}_2$ coordination complex was exactly analyzed, employing a comprehensive two-dimensional reaction phase diagram. This multifaceted investigation contributes valuable insights into the design and performance of copper-based catalysts for efficient and sustainable CO_2 conversion processes [81]. Another research led to alternative breakthrough as scientists ingeniously dispersed Cu and Zn onto microporous N-doped carbon, resulting in a remarkable catalyst tailored for the e- CO_2R to produce CH_4 . The catalyst's performance metrics surpassed expectations, showcasing above-average efficiency, production rate, partial current density, and an exceptional 45-hour lifespan. The success was attributed to the unique combination of microporosity, excellent electrical conductivity, and the synergistic effect of Cu and Zn surface areas, which played pivotal roles in elevating its overall effectiveness [228]. Simultaneously, Zhang *et al.* delved into the electrocatalytic landscape, scrutinizing the potential of various SACs and DACs for CO_2RR . The results unveiled the secure attachment of Cu and Er atoms to the graphene framework, with ErNC emerging as the prime choice for facilitating the conversion of CO_2 to CO. Among these options, CuErNC-I exhibited remarkable catalytic ability, favoring the production of CO molecules with minimal energy barriers [229]. In a parallel endeavor, scientists harnessed the power of a Cu electrocatalyst supported by Ni-Ni-C, facilitating the transformation of carbon dioxide into hydrocarbons. Through ammonia-driven deposition precipitation, they effectively deposited copper nanoparticles onto carbon black and nickel-nitrogen-doped carbon substrates. The results, presented at potentials of -1.0 V vs RHE, unveiled the impressive activity of these particles in driving the synthesis of methane and ethylene. Particularly notable, Cu nanoparticles supported by Ni-N-AC demonstrated a reduced C_1/C_2 product ratio, leading to a tenfold increase in CO generation and a twofold increase in partial ethylene current density [230].

In a separate manner of investigation, Patra *et al.* observed a phenomenon of high selectivity for C_2+ hydrocarbons in boron-doped CuO, achieved alongside a simultaneous reduction in overpotential requirements. The operational spectra of ATR-SEIRAS unveiled distinct CO intermediate species present on BCuO, attributed to the active sites of Cu^+ and Cu^0 . This nuanced insight was linked to the availability of multiple CO adsorption sites and heightened CO binding energy within BCuO [231]. In a separate advancement, Yang *et al.* introduced an innovative approach to CO_2R through the utilization of copper selenide nanocatalysts. This introduction marked a novel path to methanol synthesis, boasting exceptional FE and current density at remarkably low overpotentials [232]. Another study offered a method to fabricate Br-doped CuO multilamellar mesoporous nanosheets on Cu foam for e- CO_2R . These nanosheets showcased a prolonged retention time for carbonaceous intermediates and provided



numerous active sites for CO₂ adsorption. Through the incorporation of Br ions, the electronic structure of CuO was transformed, inducing the formation of OVs and thereby amplifying CO₂ adsorption capacity. With a admirable FE of 53.3%, the optimized Br_{1.95%}-CuO emerged as a catalyst of choice for driving the e-CO₂R to C₂H₅OH [233]. Saxena *et al.* demonstrated that CuCo₂Se₄ was a highly selective catalyst for converting carbon dioxide into carbon-rich, high-value compounds. It generated acetic acid and ethanol at low potentials and formic acid in trace amounts at high potentials [234].

Another study highlighted a high-performance e-CO₂RR electrocatalyst (ONCuO) sustaining good selectivity for the C₂₊ product over time. Utilizing oxide-derived CuO and heteroatom doping, oxygen-assisted nitrogen doping on CuO resulted in defects such as OVs and grain boundaries. The selectivity for the C₂₊ product was 77%, and ONCuO remained stable for 22 hours [235]. Ma *et al.* revealed that sulfur-modified Cu₂O electrocatalysts could provide more targeted product dispersion (Figure 23). The selectivity of these electrocatalysts for formate was extremely sensitive to the orientation of the Cu₂O crystal faces. The improved S₃-Cu₂O-70 electrocatalyst displayed a formate efficiency of 90% and an extended lifetime [236].

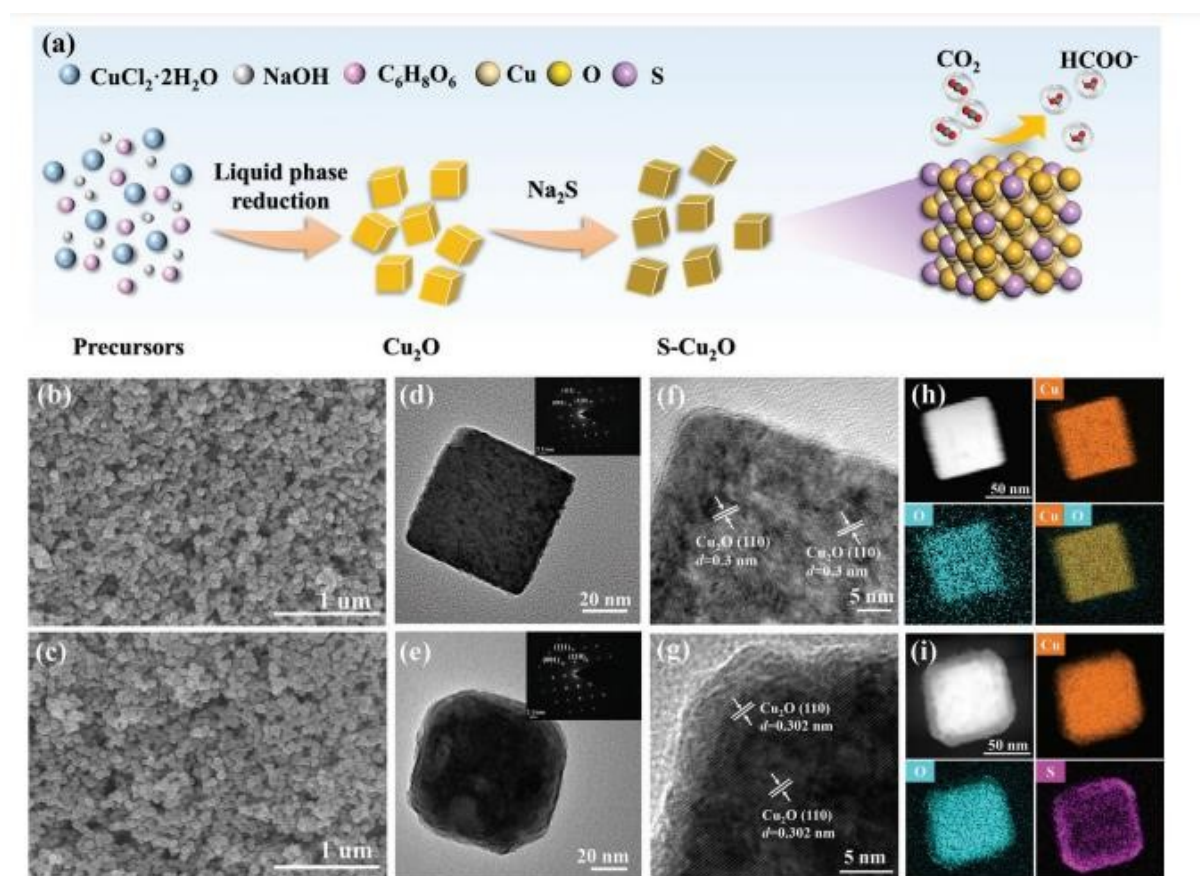
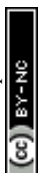


Figure 23: The synthesis and subsequent characterization of a particular structure. Schematic representation of the process for preparing electrocatalysts (a). The SEM images of S₀-Cu₂O-70 (b) and S₃-Cu₂O-70 (c) are shown. TEM images of S₀-Cu₂O-70 and S₃-Cu₂O-70, along with their

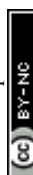


corresponding SAED patterns as insets, are presented. The HRTEM images of S_0 -Cu₂O-70 (f) and S_3 -Cu₂O-70 (g) are shown. The elemental mappings for S_0 -Cu₂O-70 (h) and S_3 -Cu₂O-70 (i) are also shown. Reproduced with permission from Ref. [236] Copyright 2023, Wiley.

The mechanism of the e-CO₂RR for the formation of highly selective formic acid was studied using sulfur-modified Cu electrodes. It was discovered that most sulfur existed in unstable forms, with the stability of individual sulfur atoms dependent on their immediate surroundings and symmetry. The study observed that CO* coverage was up to 3.9 times higher than on clean Cu surfaces due to the significant adsorption of CO* by sulfur atoms [237]. The selective production of formate using a sulfide-derived copper (SD-Cu) catalyst was attributed to stronger CO intermediate binding from subsurface sulfur atoms [238]. Tabel 11 provides an overview for evaluating electrochemical performance of different electrocatalysts designed by following non-metal doping strategy for conversion of CO₂ to sustainable fuel.

Table 11: In essence the table offers an overview of non-metal doping specifically engineered for sustainable CO₂ conversion. It focuses on evaluating electrocatalysts designed to facilitate conversion of CO₂ as depicted in the accompanying table. The research dives into the behavior of these tailored electrocatalysts providing valuable insights for advancing energy conversion applications with sustainability.

| N | Material | electrolyte | V | | ≈ FE % | | | | | | | | Ref. | |
|----|----------------------------|--------------------------------------|--------------------|----------------|--------|-----------------|-------------------------------|-------------------|--|--------------------|----------------------------------|---|------|----|
| | | | vs RHE | H ₂ | CO | CH ₄ | C ₂ H ₄ | HCOO ⁻ | C ₂ H ₅ ⁺ | CH ₃ OH | C ₂ H ₅ OH | C ₂ H ₃ O ₂ ⁻ | | |
| 1 | Cu(OH) ₂ | | | 37 | -- | -- | -- | 61 | -- | -- | -- | -- | -- | |
| 2 | S-Cu ₂ O-2 | | | 54 | -- | -- | -- | 43 | -- | -- | -- | -- | -- | |
| 3 | S-Cu ₂ O-6 | 0.1 M KHCO ₃ | -1.2 | 35 | -- | -- | -- | 63 | -- | -- | -- | -- | -- | |
| 4 | S-Cu ₂ O-10 | | | 35 | -- | -- | -- | 63 | -- | -- | -- | -- | -- | |
| 5 | S-Cu ₂ O-14 | | | 33 | -- | -- | -- | 65 | -- | -- | -- | -- | -- | |
| 6 | Cu-SAs/NC | | | -- | -- | 11 | -- | -- | -- | -- | -- | -- | -- | |
| 7 | Zn-SAs/NC | KHCO ₃ | -1.2 | -- | -- | 12 | -- | -- | -- | -- | -- | -- | -- | |
| 8 | CuZn-SAs/NC | | | -- | -- | 70 | -- | -- | -- | -- | -- | -- | -- | |
| 9 | Ni-N-AC | | | 48 | 52 | -- | -- | -- | -- | -- | -- | -- | -- | |
| 10 | Ni-N-EC | | | 46 | 46 | -- | -- | -- | -- | -- | -- | -- | -- | |
| 11 | Cu-VC | 0.1 M KHCO ₃ | -1.07 | -- | 3 | 12 | 14 | 12 | -- | -- | -- | -- | -- | |
| 12 | Cu-EC | | | -- | 3 | 22 | 15 | 8 | -- | -- | -- | -- | -- | |
| 13 | Cu-Ni-N-AC | | | -- | 10 | 15 | 30 | -- | -- | -- | -- | -- | -- | |
| 14 | CuO | | | 20 | 31 | 2 | 23 | 15 | -- | -- | 3 | 1 | -- | |
| 15 | B-CuO | 1 M KOH | -0.6 | 13 | 35 | 2 | 32 | 7 | -- | -- | 4 | 1 | -- | |
| 16 | Cu ₂ O | | | 78 | 5 | -- | -- | 11 | -- | 6 | -- | -- | -- | |
| 17 | Cu ₂ S | | | 43 | 20 | -- | -- | 17 | -- | 19 | -- | -- | -- | |
| 18 | Cu ₂ Se | 0.5 M H ₂ SO ₄ | | 33 | 12 | -- | -- | 31 | -- | 23 | -- | -- | -- | [2 |
| 19 | Cu _{1.63} Se(1/3) | [Bmim]PF ₆ | -2.1. | | 2 | -- | -- | 21 | -- | 78 | -- | -- | -- | 32 |
| 20 | CuSe | CH ₃ CN-H ₂ O | Ag/Ag ⁺ | 35 | 28 | -- | -- | 22 | -- | 19 | -- | -- | -- |] |
| 21 | CuS | | | 63 | 15 | -- | -- | 10 | -- | 12 | -- | -- | -- | |
| 22 | CuO | | | 42 | 23 | -- | -- | 22 | -- | 5 | -- | -- | -- | |



Researchers can tap into the power of facet engineering to fully utilize catalyst materials. This opens up opportunities, for developing selective catalysts for CO₂RR, which play a vital role, in reducing greenhouse gas emissions and advancing sustainable energy conversion technologies.

Gao *et al.* have introduced a novel approach to immobilize ionic liquid on Cu, forming a collaborative "Cu-ionic liquid heterointerface" for e-CO₂RR. The process involves dissolving Cu²⁺ and AFIL in H₂SO₄ electrolyte, directing their positive ions toward the GDL cathode, and embedding the deposited Cu. This embedding effect enhances Cu(100) production and incorporates more AFIL due to AFIL's capping influence. Consequently, Cu-IL/GDL exhibits smaller Cu particles with embedded AFIL, resulting in a lamellar particle structure. Operating under a total current density of 73.59 mA cm⁻² at 1.17 V vs RHE, this synergistic interaction between Cu and AFIL yields high selectivity for C₂ products, notably C₂H₄ (40.67%). Especially, Cu-IL/GDL maintains relatively stable performance, with only a 3.8% decrease in current density observed after 5 hours of operation [240]. Yu *et al.* have developed copper nanosheet arrays on copper foils, which promote the formation of multi-carbon products, resulting in a remarkable multi-carbon to single-carbon ratio of 7.2 (Figure 24). Notably, potassium ions exhibit a fivefold higher adsorption density on the surfaces of copper nanosheets compared to pure copper foils [241].

View Article Online
DOI: 10.1059/D4MA00321G



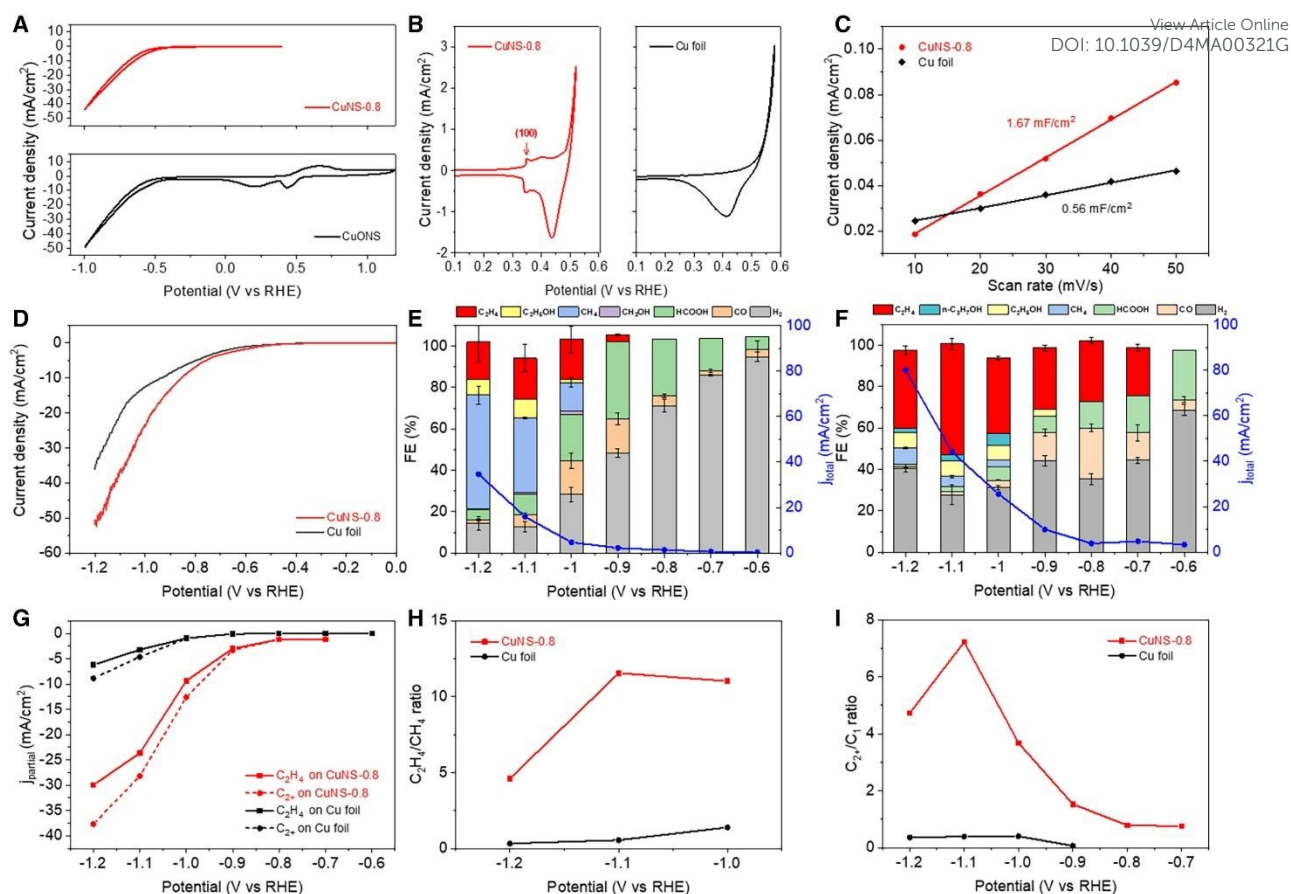


Figure 24: Illustrates the electrochemical characteristics and efficacy of Cu foil and CuNS-0.8 (A). The CV curves of CuNS were obtained after reducing the CuONS at a potential of -0.8 V vs RHE (B). The OH- adsorption profiles of CuNS-0.8 and Cu foil are shown in the left and right panels, respectively (C). The plot shows the differences in charging current density between CuNS-0.8 and Cu foil as a function of scan rates (D). The LSV curves of CuNS-0.8 and Cu foil were obtained in a CO₂-saturated 0.1 M KHCO₃ electrolyte using a scan rate of 10 mVs⁻¹ (E). This study examines the product distributions and current densities of Cu foil and CuNS-0.8 at various potentials. The error bars indicate the standard deviation of three measurements (F). The partial current densities of C₂H₄ and C₂₊ products were measured on CuNS-0.8 and Cu foil at various potentials (G). The study also investigates the variation in the C₂H₄ to CH₄ ratio on CuNS-0.8 and Cu foil under different potentials (H). The study investigates the variation in the ratio of C₂₊ products to C₁ products on CuNS-0.8 and Cu foil under different potentials (I). Reproduced with permission from Ref. [241] Copyright 2023, Elsevier.

Additionally, researchers have harnessed colloidal techniques to craft Cu-based nanocrystals with tailored dimensions, shapes, compositions, and interior structures. Importantly, their exceptional activity and selectivity for C₂₊ during CO₂R make them promising candidates for



electrocatalysis [242]. Shifting the focus to a different investigation, Mangione *et al.* investigates the geometry of copper electrodes in the context of e-CO₂R, particularly over copper nanocubes. These cube-shaped copper catalysts, characterized by 100-degree terraces, 110-degree edges, and 111-degree corners, exhibit enhanced activity and selectivity in the production of ethylene. Nevertheless, the molecular mechanisms underlying this behavior have remained elusive. They also uncover a dual facet mechanism occurring at the interface of the 100 terraces and 110 edges, highlighting that the reactivity of shape-controlled nano-catalysts extends beyond facet selectivity observed in single crystals [243]. In a separate study examining the effectiveness of Cu(111) ML as a catalyst in the CO₂ hydrogenation process, it is revealed that the Cu(111) ML surface exhibits higher adsorption energies for intermediates compared to the bulk Cu(111) surface. This preference for the creation of the *CO intermediate over the *COH intermediate leads to selective hydrogenation to CH₃OH. The study identifies two rate-limiting processes in CO₂ hydrogenation: the hydrogenation of CO₂ to COOH and the hydrogenation of CO to CHO. Notably, when compared to bulk Cu and Cu nanocrystal-based catalysts, the predicted working potential for selective CO₂ hydrogenation to CH₃OH is lower on the Cu(111) ML surface [244].

In another study, Cu nano-catalysts were tested in a gas-fed flow cell, showcasing their facet-dependent selectivity. When compared to a standard H-cell setup, this configuration reduced hydrogen generation while increasing FE towards CO₂ reduction products. The interplay between the system and catalyst effects yielded cutting-edge product selectivity even at low applied voltage and high current densities. In 1M KOH, Cu cubes exhibited a mass activity of 700 mA mg⁻¹ and a selectivity of up to 57% for ethylene, while Cu octahedra achieved a selectivity of up to 51% for methane [245]. In a related effort, Kim *et al.* employed a modified CVD graphene growth technique to create a Cu catalyst featuring a high density of step-sites and a high-facet atomic arrangement. This catalyst stood out for its remarkable ethanol productivity, achieving a 40% FE at 0.9 V vs RHE. This represents one of the highest values reported for copper-catalyzed CO₂ conversion to ethanol. Furthermore, the fabrication process for this catalyst is simple and scalable [246].

In another investigation, the researchers explored the selectivity of Cu catalysts for CO₂RR by employing Cu_{oh} and Cu_{cub} in a tandem arrangement with CO-producing Ag_{sph}. Both Cu-Ag catalyst configurations exhibited greater selectivity and activity toward C₂H₅OH and C₂H₄ compared to CH₄ and H₂. Cu_{oh}-Ag catalysts displayed higher selectivity for C₂H₅OH than Cu_{cub}-Ag, with the C₂H₅OH to C₂H₄ ratio reaching 2.4. DFT calculations and a simple model

View Article Online
DOI: 10.1039/D4MA00321G

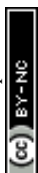
Materials Advances Accepted Manuscript



revealed that active sites on the Cu_{cub}-Ag catalyst preferred *CH_x and *CO coupling, followed by subsequent reduction, while more extended facets continued to promote ethylene. Cu_{oh}-Ag catalysts exhibited higher selectivity toward ethanol [247]. Furthermore, DFT simulations shed light on the facet-dependent nature of Cu electrode reactions, electrochemical potential, and product selectivity in CO₂R. Cu(111) facilitates the synthesis of both methane and ethylene from a single CH₂ species by promoting the formation of a COH* intermediate. In contrast, Cu(100) exhibits a preference for generating the CHO* intermediate at lower potentials, leading to ethylene production through C-C coupling and the reduction of C₂ species. The competition between COH* and CHO* intermediates depend on the applied potential, impacting reaction rates and potential requirements, particularly involving the breaking of the C-OH bond. The partial reconstruction of the Cu(100) surface is proposed as a factor contributing to the observed differences between density functional theory predictions and electrokinetic studies [248].

In another research endeavor, Cu₂O NPs with tunable morphology were synthesized for efficient electrocatalysis in the conversion of CO₂ to C₂₊ products. Among various Cu₂O catalyst forms, the o-Cu₂O catalyst exhibited superior efficiency and current density for C₂₊ generation during CO₂RR. Impressively, it demonstrated stability during electrolysis at -1.1 V vs. RHE for 12 hours without destabilization. The abundance of active sites and the preservation of high-index faces in o-Cu₂O led to increased C-C coupling during CO₂RR [249]. Additionally, the synthesis of three distinct Ag-Cu JNS-100s was achieved through confined growth of Cu on one of six symmetrical faces of Ag NCs. Among these, the Ag₆₅-Cu₃₅ JNS-100 demonstrated the highest $FE_{C_2H_4}$ (54%) and $FE_{C_{2+}}$ product (72%), showcasing its superior performance in CO₂R towards C₂₊ products. The observed shifts in C₂H₄ production and the C₂₊/C₁ product ratio hold promise for improved CO₂RR outcomes [250].

In a separate study, two nanoscale forms of copper molybdate (CuMoO₄ and Cu₃Mo₂O₉) were synthesized, with their crystal structures significantly influencing their electrochemical properties. In a 0.1 M alkaline solution, Cu₃Mo₂O₉ exhibited improved catalytic performance for both HER and OER, indicating its potential as a bifunctional water splitting catalyst in alkaline environments. The enhanced activity was found to be attributed by the presence of more active sites, potentially arising from OVs or the unique structure of Cu₃Mo₂O₉ crystals [251]. In another investigation, a new Cu₂O NP film was produced using square-wave electrochemical redox cycling of high-purity Cu foils. This cathode achieved up to 98% FE for



e-CO₂R to practically pure formate under 45 atm of CO₂ in bicarbonate catholytes. A two-electrode high-pressure electrolysis cell, combined with a recently designed NiFe hydroxide-carbonate anode in KOH/borate anolyte, achieved a high energy conversion efficiency of up to 55.8% for continuous formate synthesis. Importantly, it was discovered that a Cu₂O (111) oriented film was crucial for reducing CO₂ efficiently when producing formate [2].

Using density functional theory, Zheng *et al.* conducted an analysis of the e-CO₂R on four distinct Pd₃Au alloy bimetal catalyst surfaces. The findings demonstrated that the catalytic activity and selectivities were influenced by the catalysts' d-band populations, charge distributions, and morphologies. The Pd₃Au (100) surface exhibited strong HER selectivity at low application potentials, while the Pd₃Au (110) surface was more active in formic acid production. The (211) surface exhibited high selectivity for methanol synthesis during e-CO₂RR [252]. In another study, a dynamic deposition-etch-bombardment approach was employed to regulate Cu(100) facets in e-CO₂R, achieving a FE of 86.5% and a full-cell electricity conversion efficiency of 36.5% towards C₂₊ products in a flow cell setup. The single-pass yield for C₂₊ products from the electrode assembly system reached 13.2% at 12 A [253]. Additionally, in another investigation, the impact of high-index facets on e-CO₂R was explored. Through SWP treatment, copper NWs catalysts with high selectivity for C₂₊ products and excellent suppression of side reactions were synthesized (Figure 25). The FE of SW-Cu NWs at -1.1 V was found to be 57%, surpassing the FE of the original Cu NWs [254]. Table 12 offer a broad overview of different designed electrocatalysts for e-CO₂RR following Facet engineering approach on Cu-based materials.

View Article Online
DOI: 10.1039/D4MA00321G



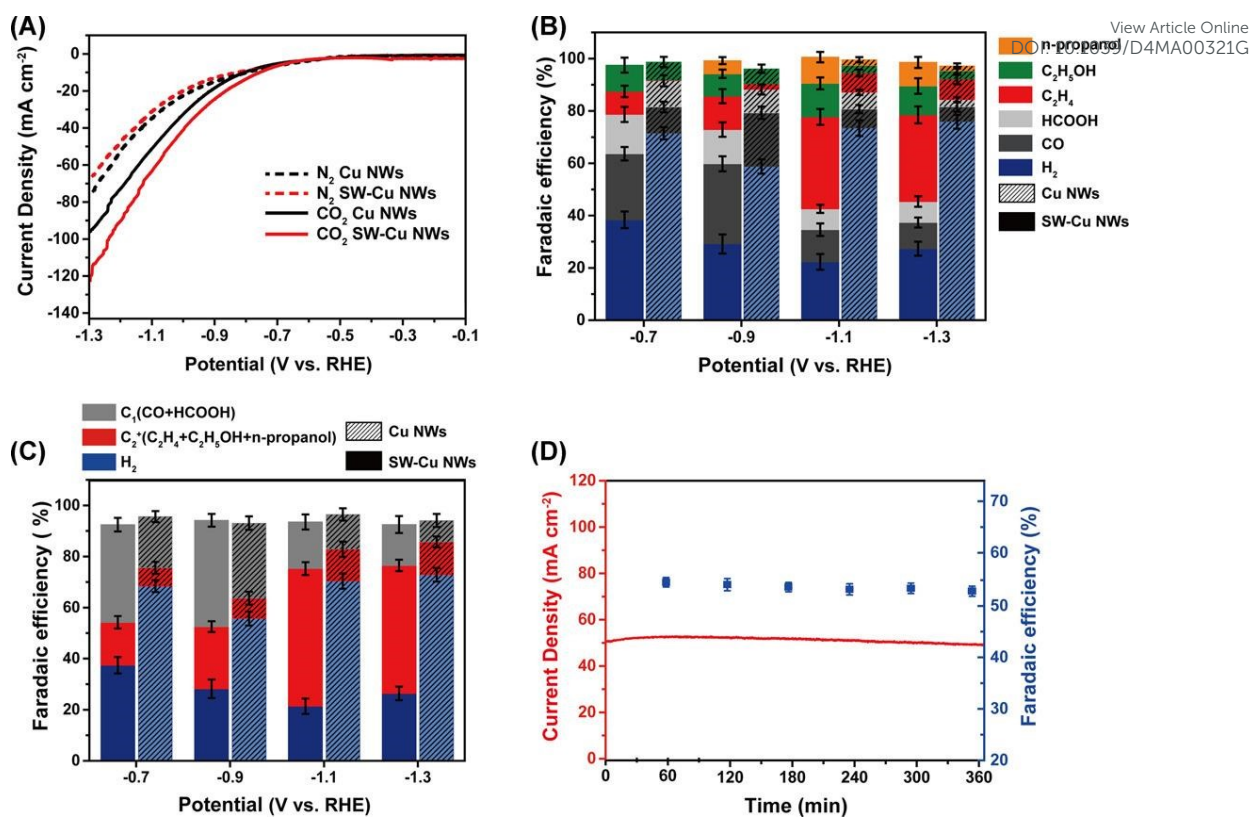


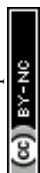
Figure 25: LSV curves were obtained for Cu NWs and single-walled copper NWs (SW-Cu NWs) in N_2 and CO_2 -saturated aqueous 1 mol/L KCl electrolytes. The scanning rate used in this study was 5 mVs^{-1} (A). The FE of each product was measured on both Cu NWs and SW-Cu NWs electrodes at various applied potentials (B). The distribution of Cu NWs and SW-Cu NWs in terms of product distribution is examined. The gray C_1 compound consists of CO and HCOOH, while the red C_{2+} compound is composed of C_2H_4 , C_2H_5OH , and n-propanol. The blue compound is H_2 (C). The stability of SW-Cu NWs was tested at a potential of -1.1 V vs. RHE (D). Reproduced with permission from Ref. [254] Copyright 2022, Wiley.

Table 12: This table digs deep into materials created through facet engineering: electrocatalyst. It focuses on their performance, describing how facet engineering can affect the distribution.

| N | Material | electrolyte | V vs RHE | ≈ FE % | | | | | | | | | |
|---|-----------|----------------|----------|--------|----|--------|----------|----------|------------|----------|------------|---------------|----|
| | | | | H_2 | CO | CH_4 | C_2H_4 | $HCOO^-$ | $C_2H_5^+$ | CH_3OH | C_2H_5OH | $C_2H_3O_2^-$ | |
| 1 | GDL | | -- | 90.5 | -- | -- | 2.5 | -- | -- | -- | -- | -- | -- |
| 2 | IL/GDL | | -1.18 | 82.9 | -- | -- | 2.6 | -- | -- | -- | -- | -- | -- |
| 3 | Cu/GDL | KCl | -1.16 | 31.2 | -- | -- | 22.8 | -- | -- | -- | -- | -- | -- |
| 4 | Cu-IL/GDL | $KHCO_3$ | -1.17 | 15.7 | -- | -- | 40.6 | -- | -- | -- | -- | -- | -- |
| 5 | Cu foil | 0.1 M $KHCO_3$ | -1.0 | 29 | 16 | 16 | 19 | 23 | -- | 1 | 1 | -- | -- |



| | | | | | | | | | | | | |
|----|---|-------------------------|-------|------|----|-----|----|------|----|----|-----|----|
| 6 | CuNS-0.8 | | | 32 | 2 | 3 | 37 | 7 | -- | -- | 9 | -- |
| 7 | A-CuNWs | | | 7 | 1 | 3 | 56 | -- | -- | -- | -- | -- |
| 8 | H-CuNWs | 0.5 M KHCO ₃ | -1.02 | 12 | 4 | 3 | 50 | -- | -- | -- | -- | -- |
| 9 | Cu _{sph} | | -0.79 | 47 | 4 | 6 | 24 | 3 | -- | -- | 3 | -- |
| 10 | Cu _{cub} | | -0.75 | 12 | 10 | 3 | 60 | 2 | -- | -- | 3 | -- |
| 11 | Cu _{oh} | 0.1 M KHCO ₃ | -0.96 | 40 | 10 | 40 | 5 | 2 | -- | -- | -- | -- |
| 12 | Cu film | 0.1 M KHCO ₃ | | 20 | 2 | 55 | 10 | 5 | -- | -- | 2 | -- |
| 13 | Wrinkled Cu | | | 30 | 2 | 32 | 10 | 5 | -- | -- | 5 | -- |
| 14 | Cu film | | -1.2 | 10 | 2 | 32 | 24 | 3 | -- | -- | 30 | -- |
| 15 | Wrinkled Cu | 0.1 M KCl | | 15 | 2 | 32 | 23 | 8 | -- | -- | 30 | -- |
| 16 | Cu _{oh} | | | 39 | 3 | 15 | 10 | 8 | -- | -- | 7 | -- |
| 17 | Cu _{oh} -Ag | | | 32 | 50 | -- | 2 | 2 | -- | -- | -- | -- |
| 18 | Ag | | | 38 | 52 | -- | -- | -- | -- | -- | -- | -- |
| 19 | Cu _{cu} | 0.1 M KHCO ₃ | -1.1 | 22 | 3 | 13 | 32 | 13 | -- | -- | 5 | -- |
| 20 | Cu _{cu} -Ag | | | 20 | 55 | 1 | 8 | -- | -- | -- | -- | -- |
| 21 | Ag | | | 38 | 52 | -- | -- | -- | -- | -- | -- | -- |
| 22 | o-Cu ₂ O | | | 25 | 7 | | 34 | 13 | -- | -- | 15 | -- |
| 23 | d-Cu ₂ O | | | 27 | 5 | 3 | 19 | 29 | -- | -- | 9 | -- |
| 24 | c-Cu ₂ O | 1.0 M KCl | -1.1 | 28 | 8 | 2 | 15 | 32 | -- | -- | 9 | -- |
| 25 | Ag ₆₅ -Cu ₃₅ JNS-100 | | | 18 | 22 | 4 | 52 | 14 | -- | -- | -- | -- |
| 26 | Ag ₅₀ -Cu ₅₀ JNS-100 | | | 16 | 23 | 1 | 54 | 16 | -- | -- | -- | -- |
| 27 | Ag ₂₅ -Cu ₇₅ JNS-100 | 0.1 m KHCO ₃ | -1.0 | 25 | 21 | 1 | 34 | 22 | -- | -- | -- | -- |
| 28 | 0.5h-SW-Cu ₂ O/Cu @ 1 atm CO ₂ | | | 68.9 | 1 | 8.9 | -- | 16.1 | -- | -- | 4.9 | -- |
| 29 | 0.5h-SW-Cu ₂ O/Cu @ 45 atm CO ₂ | 0.5 M KHCO ₃ | -1.04 | 8.4 | 1 | -- | -- | 79.4 | -- | -- | 3.7 | -- |
| 30 | 0.5h-SW-Cu ₂ O/Cu @ 60 atm CO ₂ | | | 16 | 1 | -- | -- | 81.2 | -- | -- | 1 | -- |
| 31 | HRS-Cu | 0.1 M KHCO ₃ | -0.95 | 10 | 1 | 2 | 53 | -- | -- | -- | 22 | -- |
| 32 | Cu NWs | | | 78 | 2 | -- | 8 | 1 | -- | -- | 2 | -- |
| 33 | SW-Cu NW | 1 M KCl | -1.1 | 28 | 10 | -- | 32 | 4 | -- | -- | 10 | -- |



6.9. Coordination engineering approach

In the design of e-CO₂RR catalysts, coordination engineering has taken on great importance as a means of achieving control over the behavior of the materials involved. This approach works through influencing the coordination environments surrounding metal atoms in catalyst structures. Coordination environment manipulation, however, can have a great effect on reaction rate and selectivity. Accordingly, the importance of coordination engineering lies in its potential to fine-tune the binding energies of CO₂ and reaction intermediates so as to steer the pathways of reactions. These coordination sites designed by scientists are able to be observed as selective for specific e-CO₂R products. However, to implement the coordination engineering strategy for designing electrocatalysts, there are several methods that can be employed. One used approach involves designing coordination polymers where the coordination environment around metal centers might be set up via ligand choices and metal ions in the medium. Another technique involves modifying surfaces using techniques like layer deposition, which allows for controlled deposition of catalytically metal atoms onto support materials enabling the creation of well-defined sites, for coordination reactions. Furthermore, when two distinct metals are deliberately combined the creation of catalysts can result in improved performance by leveraging synergistic effects. By employing coordination engineering techniques, we can effectively optimize CO₂R catalysts thereby promoting the advancement of sustainable carbon capture and utilization technologies and facilitating the transition, towards a low carbon future.

In a comprehensive exploration of e-CO₂R, multiple Cu-doped ZIF-8 samples were synthesized. These Cu-doped ZIF-8 catalysts exhibited excellent selectivity for methane and carbon monoxide, with the highest FE_{CH_4} achieved by Cu30%ZIF-8 at -1.6 V vs. Ag/AgCl. Furthermore, it demonstrated a peak current density of -40 mA cm⁻² at -2.1 V vs. Ag/AgCl, indicating high catalytic efficiency [259]. Furthermore, copper (II) bis-triazine bipyridine complex supported on carbon black was designed by Garcia *et al.* for e-CO₂R. The electrocatalytic performance of the catalyst was monitored using differential mass spectrometry. They exposed the simultaneous production of methanol, formic acid, formaldehyde, carbon monoxide, and methane, indicating that the catalyst lacked product selectivity. Optimal results, with a FE of around 22%, were achieved with both a 2.5% and a 5% composition of the Cu complex on carbon black, making them suitable for polymeric



electrolytic reactor fuel cell applications [260]. Furthermore, a separate investigation showcased the potential of porphyrin-based catalysts for CO₂ conversion. For this, a molecular Cu-porphyrin built porous framework demonstrated an excellent FE of 73.6%, indicating the promise of porphyrin-based catalysts in CO₂ conversion (Figure 26). Interestingly, this system produced only carbon monoxide as a hydrocarbon on the Cu-porphyrin support. Abundant copper-active sites efficiently absorbed CO₂, and finite-element modeling highlighted the importance of isolating CO intermediates for hydrocarbon production [261].

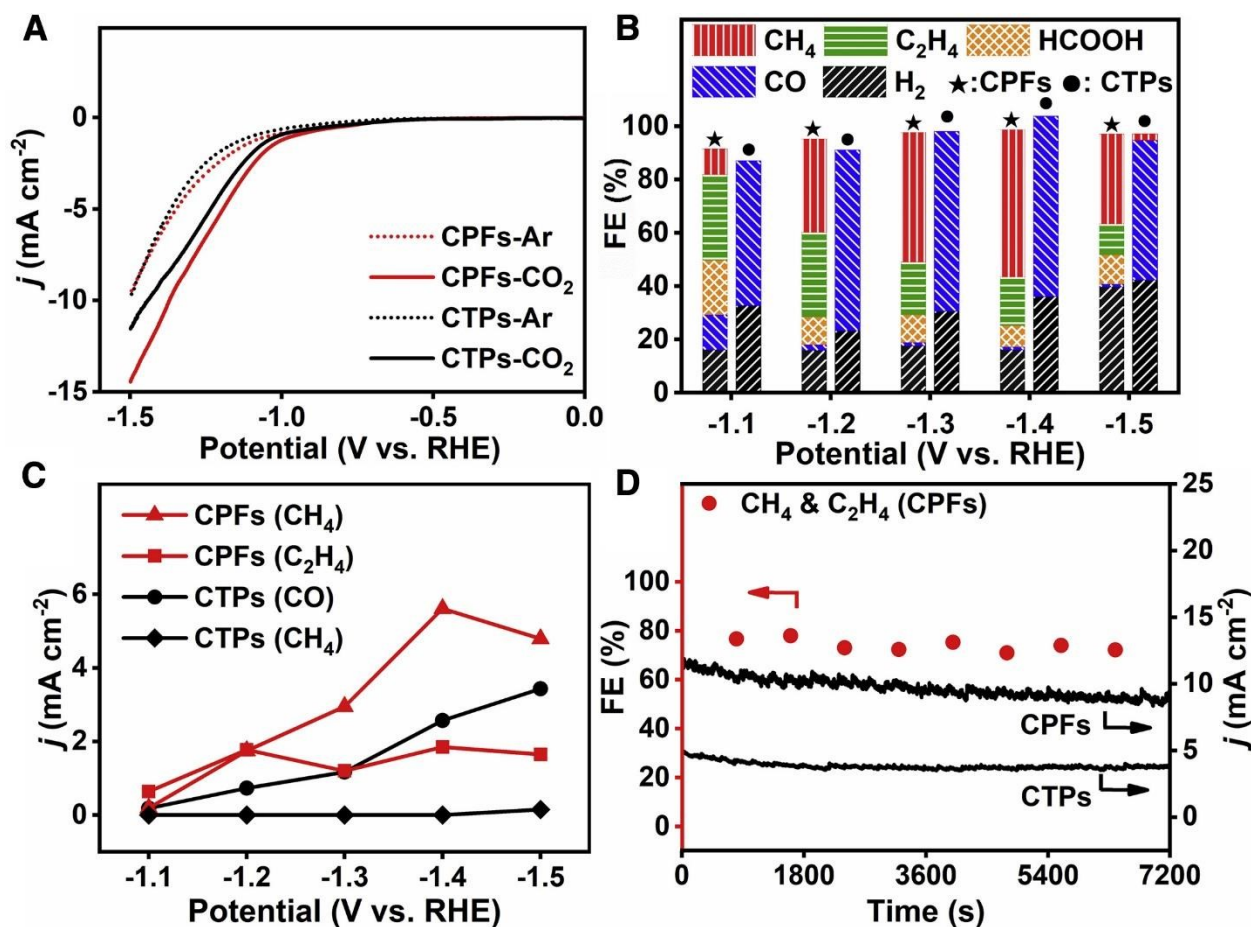


Figure 26: *e*-CO₂R performance of carbon-based transition metal catalysts (CTPs) and carbon-based precious metal-free catalysts (CPFs) was evaluated by LSV curves at a scan rate of 10 mV s⁻¹ in both Ar and CO₂-saturated solution (A). The FEs of various products (B). The partial current densities of various products (C). The FE and current density of CPFs and CTPs were measured at a potential of 1.4 V versus RHE (D). Reproduced from Ref. [261] Open access article, Elsevier.

Furthermore, the research proposed the utilization of the generalized coordination number (GCN) as an activity descriptor for e-CO₂RR on Cu surfaces. This approach established linear



scaling relations between CO₂RR intermediates and GCN at various surface sites, including cavities, step edges, twists, and adatoms. The activity-GCN volcano plot was employed to calculate the theoretical overpotential limit on Cu surfaces, revealing that overpotentials exceeding 0.12 V could not be reduced by surface engineering alone. It was suggested that dimerized surfaces might minimize the overpotential for converting CO₂ to methane. Adatom surface engineering showed potential for reducing CO₂RR overpotentials while inhibiting competitive HER [262]. In a complementary effort, Zhou *et al.* have proposed the optimization of cobalt-nitrogen functionalized materials for CO₂R processes through coordination engineering. This approach involved constructing a volcano diagram to assess activity levels in relation to CO adsorption energies. The study revealed that the absence of bonding in Co-O bonds, in contrast to Co-C or Co-N bonds in cobalt-centered motifs, contributed to increased catalytic activity. Moreover, the variation in vacancy formation energy of the cobalt atom emerged as a predictive factor for catalytic activity [263].

Besides, another experiment showed that porous hollow copper microspheres (H-Cu MPs) were produced by combining the properties of EDTA-2Na to chelate ions and their natural ability to self-assemble. The adsorption of EDTA anions induced modifications in the geometrical structure and electronic distribution of H-Cu MPs, facilitating the selective production of ethene [264]. In a related development, the Cu₂O@Cu-MOF system was created through in-situ etching, dissolving, and restructuring, resulting in a hybrid catalyst for the e-CO₂R. The system exhibited an impressive overall FE of 79.4%, particularly excelling in forming hydrocarbon products, notably CH₄. The remarkable FE ratio of 3.89 for CH₄ to C₂H₂ underscores the excellent selectivity of this catalyst [265]. Moreover, the results of another investigation unveiled the potential of Cu catalysts with varying Sn molar ratios for CO₂RR. Cu/Sn catalysts containing less than 1.5% Sn exhibited higher FE in CO production, while maintaining nearly identical FEs in hydrocarbon production. Notably, the Cu/Sn-1.5 sample achieved a substantial CH₄ partial current density of -27.5 mA cm⁻² at -1.25 V vs RHE [266]. Furthermore, the research demonstrated the remarkable e-CO₂R to C₂H₄ facilitated by a crystalline CuPc/C catalyst, which exhibited both high selectivity and reactivity. The crystallinity of CuPc was identified as a critical factor for efficient and selective C₂H₄ synthesis [267].

In a related study, crystalline single-chain models (Cu-PzH, Cu-PzCl, Cu-PzBr, and CuPzI) were constructed to investigate product selectivity during e-CO₂ in a flow cell. Predictions indicated different selectivities for CH₄ and C₂H₄ due to variations in the lengths and dihedral



angles between bi-copper atoms, which were contingent on the coordination microenvironment. Cu-PzH, at 1.0 V and a high current density, exhibited the highest $FE_{C_2H_4}$ (60%) among all materials, while Cu-PzI, under the same conditions, showed the highest FE_{CH_4} (52%). These selectivity differences were found to be due to the synergistic effects between surrounding catalytic active sites and the adsorption ability of the catalytically active center on critical reaction intermediates. [268]. Furthermore, excellent performance in selective CO_2R into C_2 compounds has been demonstrated when using a metal-azolate frameworks with a tetranuclear copper(I) cluster as a catalyst for e- CO_2R . The multinuclear copper cluster in CuBPZ, which may encourage C-C coupling to create C_2 chemicals, is believed to be responsible for the observed performance [269]. In a complementary effort to enhance the selectivity of e- CO_2R to CH_4 , Zhang *et al.* developed a single crystal of a copper(II) complex containing hydroxy groups, known as 5,10,15,20-tetrakis(3,4-dihydroxyphenyl)porphyrin copper(II) (Cu-PorOH). Cu-PorOH was found to serve as a highly efficient heterogeneous electrocatalyst for catalyzing the e- CO_2R to methane. The hydroxy groups within Cu-PorOH construct solid three-dimensional frameworks and stabilize intermediate species, resulting in a remarkable FE of 51.3% for CH_4 and a substantial partial current density of 23.2 mA cm^{-2} at 1.5 V vs RHE in H-cell [270].

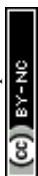
Additionally, the research highlights that ligand-protected Cu-hydride nanoclusters, such as $Cu_{32}H_{20}L_{12}$, exhibit exceptional selectivity for e- CO_2R at modest overpotentials. When copper clusters contain negatively charged hydrides, HCOOH becomes the preferred reduction product due to its lower overpotential compared to CO. However, at low overpotentials, hydrogen evolution competes more favorably than the lattice hydride process. Electrochemical studies of the $Cu_{32}H_{20}L_{12}$ cluster support these predictions, indicating that HCOOH is the dominant product at low overpotential, while hydrogen production becomes more prominent at higher overpotentials [271]. In a related effort to enhance the activity and stability of GDE for CO_2 gas diffusion electrolysis, a hydrophobic molecular functionalization was incorporated into the Cu catalyst layer. This modification enabled strong-current electrolysis without flooding, due to the 1-octadecanethiol-modified Cu catalyst layer on the GDE. The modified GDE exhibited robust C_{2+} FEs of over 70.0% in the current density range of 100 to 800 mA cm^{-2} , with a peak $FE_{C_{2+}}$ of 85.2% at 800 mA cm^{-2} [272]. Another study aimed at enhancing e- CO_2R to acetic acid, Xiao *et al.* have developed helical porphyrinic MOF CuTCPP on the surface of $Cu(OH)_2$ nanoarrays. Electrodeposition was employed to create the nanoarrays on Cu foil, followed by immersion in a TCPP solution to assemble the chiral



HCuTCPP@Cu(OH)₂ nanoarrays. The electrocatalytic results demonstrated a high FE_{Acetic acid} of 26.1% at a potential of -1.6 V vs. Ag/Ag⁺, surpassing the performance of nHCuTCPP@Cu(OH)₂ (19.8%) [273].

In a related research effort, the feasibility of e-CO₂R into valuable alcohols was investigated. The study employed an elongated and fluorinated porphyrin structure to single out three model bicentric copper complexes, elucidating the relationship between their structure, properties, and performance. It was found that complexes with strong intramolecular tension and coordination asymmetry exhibited more active Cu centers. The hybrid structure of a Cu cluster and a partly reduced O-containing hexaphyrin ligand enabled the production of up to 32.5% ethanol and 18.3% n-propanol from CO₂ [274].

In other research, a method was used to generate ultra-stable copper dendrites (Cu CF) with a high FE_{C₂}. The Cu CF was found to have FE_{C₂} of 90.6%. The partial current density of this value is 453.3 mAcm⁻². In the experiment, stable operation at a large industrial current of 10A was proved. A 400-hour continuous electrolysis obtained in their synthesis worked at 800 mA. The formation of a coordination compound was credited with having solved the problem. It generates a Cu(II) carboxylate on the surface of Cu CF, ensuring the stability of the Cu⁺ state and the material's hydrophobicity [275]. Furthermore, the electrocatalyst is critical to obtaining and managing product selectivity in e-CO₂R. In their study, two types of 2D MOFs were investigated copper naphthalenedicarboxylate (Cu-UNDC) and copper benzenedicarboxylate (Cu-UBDC) to see how their ligand environment affected their selective properties and themselves. When ligand modifications were made, the MOF structure was altered, as well as the electrical environment around the copper center. This resulted in changes to product selectivity. The research team found that ligand modifications changed the structure of the MOF and thereby also its electrical environment around the center of the copper - which affected product selectivity. Under light exposure, Cu-UNDC had a $[[FE]](C_2)$ of 24.3%, and Cu-UBDC 26.2% [276]. In addition, Han et al. combined the traditional HKUST-1 layout using the atomic layer infiltration (ALI) method to control the determining conditions at the Cu metal location. When Zn-O-Zn sites were added uniformly to HKUST-1, its FECO increased significantly from 20-30% to 70-80%. This change was made by reinforcing contact bonds and thus increasing the enthalpy of CO₂ adsorption, as evidenced by density functional theory simulations [277].



In another study related to the e-CO₂R to high-energy-density C₂₊ products, the creation of carbon-carbon bonds was explored, particularly the OC-COH coupling pathway over the CO dimerization pathway. Density functional theory simulations in this study demonstrated that the adsorption of *CO coupled with their hydrogenation species, *COH, took precedence over CO dimerization on low-coordinated copper sites, where the *CO binds were enhanced. Remarkably, at 300 mA cm⁻², the researchers achieved a FE_{C₂} of 77.8% using a fragmented Cu catalyst with an abundance of low-coordinated sites [278]. In a separate study, Cu₂SnS₃ nanoplates were synthesized and shown to be formate-selective over a wide potential and current range. When tested in a flow cell with a gas-diffusion electrode, the thiocyanate-capped Cu₂SnS₃ nanoplates exhibited a maximum formate FE of 92% and partial current densities of up to 181 mA cm⁻². The high formate selectivity was attributed to favorable adsorption of HCOO* intermediates on cationic Sn sites, which were electrically regulated by thiocyanates coupled to neighboring Cu sites [279].

Furthermore, the research evaluates the performance of MOFs for the e-CO₂RR, contrasting those based on square-pyramidal CuO₅ nodes with those based on square-planar CuO₄ nodes. With a FE of 56% and a current density of 11.4 mA cm⁻² at 1.4 V vs RHE, the MOF (Cu-DBC) built from CuO₅ nodes and catechol-derived ligands demonstrates excellent performance in the e-CO₂R to CH₄. On the other hand, Cu-HHTP and Cu-THQ are two additional MOFs that only produce CO as a reduced product. The study also shows that the CuO₅ active sites can effectively hydrogenate CO into CH₄ because the energy levels of metal d-orbitals in the square-pyramidal CuO₅ site are higher than those in the square-planar CuO₄ site, leading to the formation of CH₄ rather than CO [280]. Moreover, oxide-derived Cu (OD-Cu)-type catalysts was designed by Lu *et al.* with Improved C₂₊ production may result from Cu sites that are undercoordinated. Undercoordinated Cu sites have not been investigated for their stability in alkaline e-CO₂R environments. Different crystalline phases and Sr/Cu ratios in strontium copper oxide catalysts were prepared. The C₂₊ FE of a SrCuO₂ tetragonal phase catalyst is 53%, demonstrating its remarkable selectivity for C₂₊ products. SrCuO₂ catalysts can keep or recover oxidized Cu species after being subjected to reductive e-CO₂R conditions, as shown by ex situ X-ray absorption spectroscopy [281]. The different electrocatalysts designed by following coordination engineering approach are summarize in accordance to their CO₂ conversion to different valuable products in table 13.

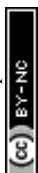
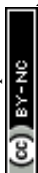


Table 13: In this overview the table discusses designed electrocatalysts for CO₂R that utilize coordination engineering techniques. It investigates their performance. Evaluates how these techniques impact product selectivity and efficiency across various reaction conditions.

| N | Material | electrolyte | V | ≈ FE % | | | | | | | | | Ref. |
|----|-------------------------------|-------------------------|--------|----------------|----|-----------------|-------------------------------|-------------------|--|--------------------|----------------------------------|---|-------|
| | | | vs RHE | H ₂ | CO | CH ₄ | C ₂ H ₄ | HCOO ⁻ | C ₂ H ₅ ⁺ | CH ₃ OH | C ₂ H ₅ OH | C ₂ H ₃ O ₂ ⁻ | |
| 1 | Cu ₃₀ %ZIF-8 | | | 84 | 7 | 1 | -- | -- | -- | -- | -- | -- | [259] |
| 2 | Cu ₂₀ %ZIF-8 | 0.1 M KHCO ₃ | -1.2 | 80 | 8 | 2 | -- | -- | -- | -- | -- | -- | [259] |
| 3 | Cu ₁₀ %ZIF-8 | | | 82 | 8 | -- | -- | -- | -- | -- | -- | -- | [259] |
| 4 | 1 % Cu Complex | | | -- | -- | -- | -- | -- | -- | 9 | -- | -- | [259] |
| 5 | 2.5 % Cu Complex | | | -- | -- | -- | -- | -- | -- | 21 | -- | -- | [259] |
| 6 | 5 % Cu Complex | ---- | -1.2 | -- | -- | -- | -- | -- | -- | 13 | -- | -- | [282] |
| 7 | 10 % Cu Complex | | | -- | -- | -- | -- | -- | -- | 20 | -- | -- | [282] |
| 8 | 20 % Cu Complex | | | -- | -- | -- | -- | -- | -- | 19 | -- | -- | [282] |
| 9 | CPFs | 0.1 | | 18 | 12 | | 31 | 20 | -- | 9 | -- | -- | [283] |
| 10 | CTPs | KHCO ₃ | -1.1 | 33 | 55 | -- | -- | -- | -- | -- | -- | -- | [283] |
| 11 | H-Cu MPs | 0.1 M KHCO ₃ | -0.91 | 22 | 4 | 17 | 50 | 4 | -- | -- | -- | -- | [264] |
| 12 | Cu ₂ O@Cu-MOF | | | -- | -- | 62 | 17 | -- | -- | -- | -- | -- | [284] |
| 13 | Cu-MOF | 0.1 M KHCO ₃ | - | -- | -- | 35 | 11 | -- | -- | -- | -- | -- | [284] |
| 14 | Cu ₂ O | | 1.71 | -- | -- | 3 | 42 | -- | -- | -- | -- | -- | [284] |
| 15 | Cu | | | 22 | 16 | 12 | 12 | -- | -- | -- | -- | -- | [284] |
| 16 | Cu/Sn-0.5 | | -1.25 | 9 | 31 | 13 | 3 | -- | -- | -- | -- | -- | [266] |
| 17 | CuSn-1.5 | | | 7 | 43 | 15 | 3 | -- | -- | -- | -- | -- | [266] |
| 18 | Crystalline CuPC | | | -- | 5 | 5 | 26 | -- | -- | -- | -- | -- | [285] |
| 19 | Non-Crystalline CuPC | KHCO ₃ | -1.6 | -- | 28 | 2 | 6 | -- | -- | -- | -- | -- | [285] |
| 20 | Crystalline CuPC (Restored) | | | -- | 5 | 5 | 35 | -- | -- | -- | -- | -- | [285] |
| 21 | I-Cu-PzH | | | 10 | 23 | 9 | 48 | -- | -- | -- | -- | -- | [286] |
| 22 | II-Cu-PzCl | 1 M KOH | -1.1 | 22 | 20 | 18 | 30 | -- | -- | -- | -- | -- | [286] |
| 23 | III-Cu-PzBr | | | 20 | 18 | 20 | 30 | -- | -- | -- | -- | -- | [286] |
| 24 | IV-Cu-PzI | | | 22 | 14 | 39 | 20 | -- | -- | -- | -- | -- | [286] |
| 25 | CuBPZ | 0.1 M KHCO ₃ | -1.1 | 20 | 28 | 2 | -- | 2 | -- | -- | 45 | -- | [287] |
| 26 | Cu-PorOH | KHCO ₃ | -1.2 | -- | 8 | 7 | 8 | -- | -- | -- | -- | -- | [288] |
| 27 | H-GDE | 1.0 M KOH | 100 | 13 | 10 | 1 | 26 | 2 | -- | -- | 38 | -- | [289] |
| 28 | Cu(OH) ₂ | | | -- | -- | -- | -- | 19 | -- | -- | -- | -- | [273] |
| 29 | nH-CuTCPP@Cu(OH) ₂ | ---- | -1.4 | -- | -- | -- | -- | 14 | -- | -- | -- | -- | [273] |
| 30 | H-CuTCPP@Cu(OH) ₂ | | | -- | -- | -- | -- | 6 | -- | -- | -- | -- | [273] |
| 31 | Hex-2Cu-O | | | 13 | 28 | -- | 4 | 27 | -- | -- | 7 | -- | [274] |
| 32 | Hex-2Cu-2O | 0.1 M KHCO ₃ | -1.0 | 45 | -- | -- | 5 | 33 | -- | -- | -- | -- | [274] |
| 33 | Oct-2Cu | | | 60 | 38 | -- | -- | -- | -- | -- | -- | -- | [274] |



6.10. Site engineering approach

View Article Online
DOI: 10.1039/D4MA00321G

Site engineering can be used to design e-CO₂R catalysts by precisely controlling the catalytic sites on the surface of a material. In this method, the sites such as metal atoms, defects are selectively used. By doing that, reactivity and selectivity of the catalyst in reducing CO₂ into different products can be optimized. Researchers can enhance the ability of these catalysts to facilitate desired chemical transformations while minimizing side reactions by designing and engineering these sites. Such a level of control is needed for shaping catalysts to produce CO₂RR products and, therefore, makes site engineering a powerful tool in developing sustainable energy conversion and carbon capture technologies. Many methods can be used to put the site engineering tactics into practice for designing CO₂RR catalysts. The favored approach is to deposit metal nanoparticles or single metal atoms onto a support material to gain control over the sites. On the catalyst surface, pointed out earlier, defect engineering can also be considered as a form of site engineering. This strategy involves developing catalysts within a molecular framework that show promise for a defined and specific active site. Researchers can improve the efficiency of catalysts by tuning the arrangement and properties of these sites. As a matter of fact, it facilitates the design of catalysts, which produce CO₂RR products that are indispensable in an energy-efficient use of captured carbon dioxide and response global demands to address the problem of climate change.

To enhance CO₂RR performance under a range of calcination conditions, MOF Cu(btc) was designed with tunable valence states of Cu(II), Cu(I), and Cu(0) sites. Catalysts for the reactions of air, hydrogen, and nitrogen were all created using variations of the Cu/C-T-gas system. C₂H₄ was generated by Cu/C-T-air catalysts, which may have been due to the presence of both Cu(I) and Cu(II) and an abundance of V_O. After 12 hours, the Cu/C-450-air demonstrated remarkable CO₂RR characteristics, with a $FE_{C_2H_4}$ of 34.8% at 1.1 V vs RHE. Smaller grain size and a thinner carbon layer may have led to greater exposure to active sites and faster electron transport in the Cu/C-T-H₂ system, leading to the production of C₂H₄, while in the Cu/C-T-N₂ system, CH₄ was generated [290].

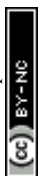
In parallel work, Liu *et al.* have provided a framework for exploring intrinsic activity differences between e-ND-Fe(II) and c-ND-Fe(II) in the context of CO₂-to-CO conversion. Atomic Fe catalysts with changeable porosity architecture were synthesized via the pyrolysis of N-rich bimetallic Fe/Zn 2D ZIF, shedding light on the impact of ND configurations on the CO₂RR activity of Fe-N₄ active sites. Electrochemical studies revealed that the concentration



of e-ND-Fe(II) in A-Fe@NG-Li_xK_y catalysts was positively correlated with CO₂RR activity. DFT calculations and in situ ATR-IR spectroscopy studies demonstrated higher electron density surrounding e-ND-Fe(II), which reduced CO bonding on metal sites, favoring CO₂RR. The optimized sample A-Fe@NG-Li1K₃ showed excellent performance, with a maximum FE_{CO} of 95% [291]. Furthermore, Zhu *et al.* have optimized electrosynthesis pathways for selective fuel production by studying aqueous e-CO₂R on Cu. Electrocatalysts with voltage and facet-dependent CO₂R selectivities were devised and produced from nine large-area single-crystal Cu foils with different surface orientations [292]. Furthermore, the 2Bn-Cu@UiO-67 catalyst, doped with N-heterocyclic carbene (NHC) was designed and achieves the e-CO₂R to CH₄ at a current density of 420 mA cm⁻² with an outstanding FE of 81%. The catalyst maintains a FE_{CH₄} of greater than 70%, and it achieves a record-breaking turnover frequency of 16.3 s⁻¹ [293].

Moreover, Cheng *et al.* investigated the active sites of OD-Cu catalysts for e-CO₂R to multi-carbon compounds. Utilizing molecular dynamic simulation and density functional theory computations, it describes realistic models of the OD-Cu surface and explores more than 150 surface locations. Ethylene formation is observed at planar-square sites and convex-square sites, while alcohol formation is favored at step-square sites due to the geometric influence of stabilizing acetaldehyde intermediates and destabilizing Cu-O interactions [294]. Furthermore, lamellae of copper phyllosilicate are created in this research with CuO particles that are uniformly scattered and hence readily reducible to Cu⁺ and Cu⁰. Synthesizing a series of CuO/CuSiO₃ with varying Cu loadings yields Cu⁺-Cu⁰ sites. On 20% Cu/CuSiO₃, the e-CO₂R activity is greatly improved, with a FE_{C₂H₄} of 51.8% and FE_{C₁+C₂} of 82% being attained. Activation of CO₂, adsorption of *CO, and C-C coupling are all shown to involve Cu⁰ and Cu⁺, as calculated by in situ ATR-IR and DFT [295].

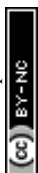
Furthermore, Guan *et al.* showed that a nitrogen-coordination technique can be used to evenly distribute single-atom Cu catalysts over nitrogen-doped carbon. Nitrogen in nitrogen-doped carbon frameworks with Cu-N_x topologies promotes efficient dispersion and attachment of atomic Cu species. The pyrolysis temperature allows for fine-tuning of the doping concentrations and Cu-N_x combinations. For C-C coupling to occur and C₂H₄ to be produced, a very high concentration of Cu (4.9% mol) is required. The production of CH₄ as C₁ products is favored at low Cu concentrations due to the considerable distance between Cu-N_x species [296]. Moreover, another research investigates physical vapor deposition as a viable method



for growing large-format Cu thin films intended for e-CO₂R. These films epitaxially grow on Al₂O₃(0001), Si(100), and Si(111) substrates, each exhibiting a distinct out-of-plane orientation. X-ray pole figures reveal that Cu can be oriented in both low and high Miller index directions depending on the single-crystal substrate's orientation. In-situ structural investigations identify three distinct Cu surface structures. Electrochemical tests demonstrate that thin-film orientations with more undercoordinated sites exhibit higher activity and selectivity for C-C coupling. Cu(751), characterized by fewer nearest neighbors on the Cu(S)-[n(110) (100)] surface, achieved the highest oxygenate/hydrocarbon ratio at 0.89 V vs RHE [297].

Additionally, the creation of a conductive di-nuclear cuprous complex with a short CuCu contact, formed by combining 1H-[1,10]phenanthroline-2-one with Cu(I) ions, resulted in Cuophen. This complex demonstrated robust activity for the e-CO₂R to C₂H₄, achieving a FE of 55.11% and a current density of 580 mA cm⁻². Notably, a *CO species bridged two copper ions, forming a stable intermediate transition state and facilitating C-C interaction due to the reduced CuCu distance [298]. In addition to this, the development of a novel single-site copper coordination polymer known as Cu(OH)BTA has made the e-CO₂R using renewable electricity (Figure 27). This polymer demonstrates a C₂H₄ selectivity 1.5 times higher than its metallic analogue and maintains a stable structure during the reaction. The presence of adjacent Cu in the polymer allows for the formation of a *OCCHO intermediate after CO hydrogenation, acting as a dual site. These polymers enable full-device CO₂ electrolysis to run for 67 hours at an applicable current within a membrane electrode assembly [299].

View Article Online
DOI: 10.1039/D4MA00321G



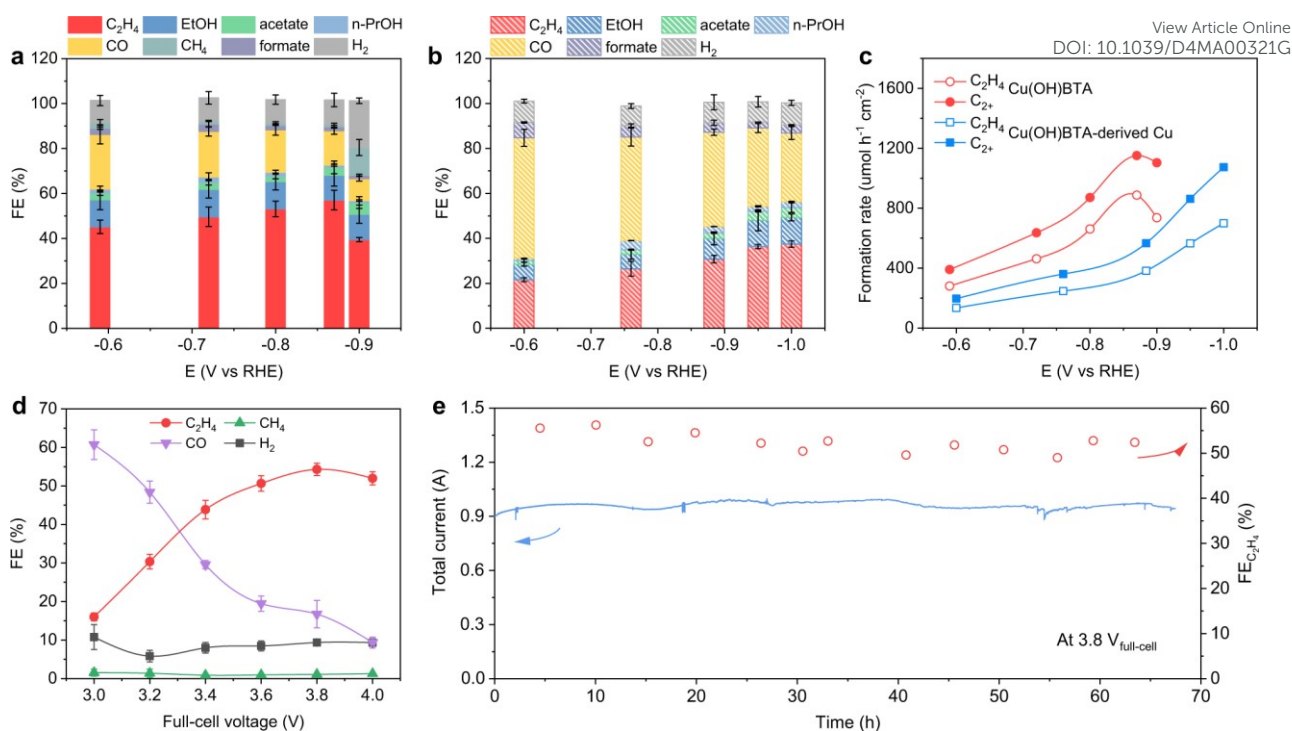


Figure 27: The study investigated the FEs of various products at different applied potentials using Cu(OH)BTA (a) and Cu(OH)BTA-derived Cu (b) in a 1 M KOH electrolyte. The formation rates of C₂₊ products and C₂H₄ under various applied potentials using Cu(OH)BTA and Cu(OH)BTA-derived Cu in a 1 M KOH electrolyte. The measured the FEs of various gas products within the voltage range of 3.0-4.0 V using a membrane-electrode assembly (MEA) device. The electrosynthesis of C₂H₄ was performed in a MEA with a geometric electrode area of 4 cm². The catalyst maintains its overall current and ethylene FE for a duration of 67 hours. The error bars for the uncertainty in FE represent one standard deviation, which is calculated using three independent runs. Reproduced from Ref. [299] Open access article, Nature.

Moreover, a technique has been established to achieve the site-selective generation of AgPd nanodendrites on Au nanoparticles by using H₂PdCl₄ to galvanically replace the Ag layers on Au@Ag nanoprisms and a coreduction process involving silver and palladium ions. The selectivity of AgPd nanodendrite deposition on Au nanoprisms is determined by the concentration of H₂PdCl₄. These nanoprisms exhibit a strong electrochemical activity for CO₂R, particularly at the most favorable reduction potential for CO₂ at 0.18 V vs RHE [300]. Furthermore, a novel technique has been developed to create atomically scattered Fe-N₅ sites on defect-rich porous carbon nanofibers through electrospinning and annealing. The Fe-N₅/DPCF electrocatalyst exhibits exceptional e-CO₂RR, with a substantial j_{CO} of 9.4 mA cm⁻², high FE_{CO} (>90%), and sustained stability even after 25 hours of electrolysis. This catalyst



operates reliably for an extended period and provides a high power density of 1.3 mW cm^{-2} [301]. Additionally, Varandili *et al.* have introduced Cu/CeO_{2-x} heterodimers (HDs) to illustrate the synergistic effects at metal/metal oxide interfaces that enhance selectivity in the e-CO₂RR. The Cu/CeO_{2-x} HDs achieve up to 80% selectivity against CO₂RR and 54% FE for methane at -1.2 V vs RHE, which is five times higher than in the case of physically mixed Cu and CeO_{2-x} nanocrystals. In-situ and in-operando X-ray absorption spectroscopies reveal the partial conversion of Ce⁴⁺ to Ce³⁺ in the HDs during CO₂RR [302]. Furthermore, to construct catalysts with high selectivity towards C₂ products in e-CO₂R, a Cu foil kinetic model featuring numerous nanocavities and a larger reaction rate constant *k* is presented by Han *et al.* This model promotes the production of C₂H₄ by increasing the concentration of adsorbed CO and decreasing the C-C coupling barrier for CO intermediates. The C₂H₄/CH₄ ratio on commercial Cu foil treated with cyclic voltammetry is 4.11, aligning with this concept and representing an 18-fold increase compared to untreated Cu foil [303].

Further, Cu-based MOF as a catalyst was used by Zhu *et al.* with FE of 92%/88%, and the partial current density was 9.8/18.3 mA cm⁻² at a potential of 1.2/-1.3 V, making it the most active system for producing methane. The trigonal pyramidal Cu(I)N₃ produced on site acts as the electrochemical active site, stabilizing critical intermediates and suppressing HER [304]. Furthermore, three Cu-MOFs with varying copper(II) site distributions were reported. The FE of Cu₁ was four times higher than that of *FE*_{H₂}, while the FE of Cu₂ was twice as high [305]. The different electrocatalysts and their e-CO₂R products developed by site engineering approach are tabulated in table 14.

Table 14: The table provides an overview of electrocatalyst materials developed using site engineering strategies for CO₂R. It thoroughly analyzes their characteristics with a particular emphasis, on understanding how site engineering influences the resulting products.

| N | Material | electrolyte | V | | ≈ FE % | | | | | | | | Ref. |
|---|-------------------------|-------------------------|--------|----------------|--------|-----------------|-------------------------------|-------------------|--|--------------------|----------------------------------|---|-------|
| | | | vs RHE | H ₂ | CO | CH ₄ | C ₂ H ₄ | HCOO ⁻ | C ₂ H ₅ ⁺ | CH ₃ OH | C ₂ H ₅ OH | C ₂ H ₃ O ₂ ⁻ | |
| 1 | Cu/C-550-air | | | -- | -- | -- | 27 | -- | -- | -- | -- | -- | |
| 2 | Cu/C-450-air | | | -- | -- | -- | 35 | -- | -- | -- | -- | -- | |
| 3 | Cu/C-350-air | | | -- | -- | -- | 26 | -- | -- | -- | -- | -- | |
| 4 | Cu/C-550-N ₂ | | | -- | -- | 20 | 6 | -- | -- | -- | -- | -- | |
| 5 | Cu/C-450-N ₂ | 0.1 M KHCO ₃ | -1.1 | -- | -- | 35 | 11 | -- | -- | -- | -- | -- | [306] |
| 6 | Cu/C-350-N ₂ | | | -- | -- | 12 | 25 | -- | -- | -- | -- | -- |] |
| 7 | Cu/C-550-H ₂ | | | -- | -- | -- | 28 | -- | -- | -- | -- | -- | |
| 8 | Cu/C-450-H ₂ | | | -- | -- | -- | 33 | -- | -- | -- | -- | -- | |
| 9 | Cu/C-350-H ₂ | | | -- | -- | -- | 16 | -- | -- | -- | -- | -- | |

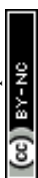
Open Access Article. Published on 26 srpnja 2024. Downloaded on 13.9.2024. 7:07:05.
This article is licensed under a Creative Commons Attribution-NonCommercial 3.0 Unported Licence.



| | | | | | | | | | | | | |
|----|---------------------------------|-------------------------|-------|----|----|----|----|----|----|----|----|-------|
| 10 | Cu ₂ S/CM | 0.1 M KHCO ₃ | -1.1 | 50 | -- | -- | -- | -- | -- | -- | -- | [307] |
| 11 | A-Fe@NG-Li1K ₃ | 0.5 M KHCO ₃ | -0.75 | | 22 | -- | -- | -- | -- | -- | -- | [291] |
| 12 | Fe/Mn-N-C | | | 33 | 65 | -- | -- | -- | -- | -- | -- | |
| 13 | Fe-N-C | 0.1 M KHCO ₃ | -1.0 | 75 | 30 | -- | -- | -- | -- | -- | -- | [308] |
| 14 | Mn-N-C | | | 85 | 12 | -- | -- | -- | -- | -- | -- | |
| 15 | N-C | | | 68 | 10 | -- | -- | -- | -- | -- | -- | |
| 16 | 20% Cu/CuSiO ₃ | 0.1 M KHCO ₃ | -1.1 | 16 | 14 | 4 | 53 | -- | -- | -- | 8 | [309] |
| 17 | Cu-N-C-800 | | | -- | -- | 3 | 9 | -- | -- | -- | -- | [296] |
| 18 | Cu-N-C-900 | 0.1 M KHCO ₃ | -1.0 | -- | -- | 7 | 1 | -- | -- | -- | -- | |
| 19 | Cuophen | 0.1 M KHCO ₃ | -1.0 | 69 | 2 | 6 | 10 | -- | -- | -- | -- | [310] |
| 20 | Cu(OH)BTA | | | 35 | 10 | 1 | 42 | 2 | -- | -- | 8 | [311] |
| 21 | Cu(OH)BTADerived Cu | 0.1 M KHCO ₃ | -0.9 | 10 | 43 | -- | 30 | 5 | -- | -- | 2 | |
| 22 | DPCF | | | -- | 82 | -- | -- | -- | -- | -- | -- | |
| 23 | Fe-N _x -/PCF | 0.5 m KHCO ₃ | -0.7 | -- | 50 | -- | -- | -- | -- | -- | -- | [312] |
| 24 | Fe-N ₅ -/DPCF | | | -- | 63 | -- | -- | -- | -- | -- | -- | |
| 25 | Cu (15 nm)/CeO ₂ HDs | | | 40 | 1 | 9 | 25 | 15 | -- | -- | 1 | |
| 26 | Cu (24 nm)/CeO ₂ HDs | | | 25 | 16 | 12 | 31 | 4 | -- | -- | -- | [302] |
| 27 | Cu (36 nm)/CeO ₂ HDs | 0.1 M KHCO ₃ | -1.1 | 20 | 5 | 40 | 18 | 1 | -- | -- | -- | |
| 28 | Cu (54 nm)/CeO ₂ HDs | | | 35 | 14 | 23 | 8 | 13 | -- | -- | -- | |
| 29 | Fe-N-C | | | 65 | 43 | -- | -- | -- | -- | -- | -- | |
| 30 | Ni-N-C | | | 10 | 80 | -- | -- | -- | -- | -- | -- | |
| 31 | Mn-N-C | --- | -0.7 | 72 | 30 | -- | -- | -- | -- | -- | -- | [313] |
| 32 | Co-N-C | | | 92 | 10 | -- | -- | -- | -- | -- | -- | |
| 33 | Cu-N-C | | | 62 | 28 | -- | -- | -- | -- | -- | -- | |

6.11. Strain engineering approach

The approach of strain engineering has become a strategy, in designing catalysts for e-CO₂R. Its significance lies in the ability to finely adjust the properties of materials, especially copper and other metal catalysts to enhance CO₂RR performance. By incorporating controlled strains into the crystal structure of catalyst materials researchers can manipulate the arrangement of atoms on the surface. This has an effect on the selectivity and activity of the catalyst allowing for the production of carbon-based products like ethylene or ethanol while minimizing unwanted byproducts. The goal of strain engineering is to improve the efficiency of CO₂R by developing new catalyst formulations. Thus, it holds promise as a sustainable path toward energy solutions based on chemistry and also possible new carbon capture technologies. There is a way to practice strain engineering on CO₂RR catalyst design. One common technique is nano-structuring through methods such as electrodeposition and chemical vapor deposition, these create nanomaterials with specific shapes and sizes. Another effective method is surface doping or alloying which involves introducing atoms or molecules onto the catalyst surface to



induce strain and alter its properties. Furthermore, subjecting the catalyst material to stress or pressure can induce strain, which has demonstrated potential in improving the performance of CO₂RR.

Kim *et al.* have shown that CO₂ distribution on model-strained Cu(001) surfaces can be controlled using strain engineering (Figure 28). The kinetics of CO₂R to single-carbon products are influenced by tensile strain, which moves the center of the d-band closer to the fermi level as the film thickness lowers. While C₂₊ product activity remains stable, CO₂R reduction kinetics slow down, leading to fewer single-carbon products. Increases in adsorption energy and surface coverage of CO and H are suggested by the greater d-band center, which improves selectivity for C₂₊ products relative to CO and CH₄. Hydrogen adsorption becomes more attractive as tensile strain rises, surpassing the faradic current for CO₂R [314].

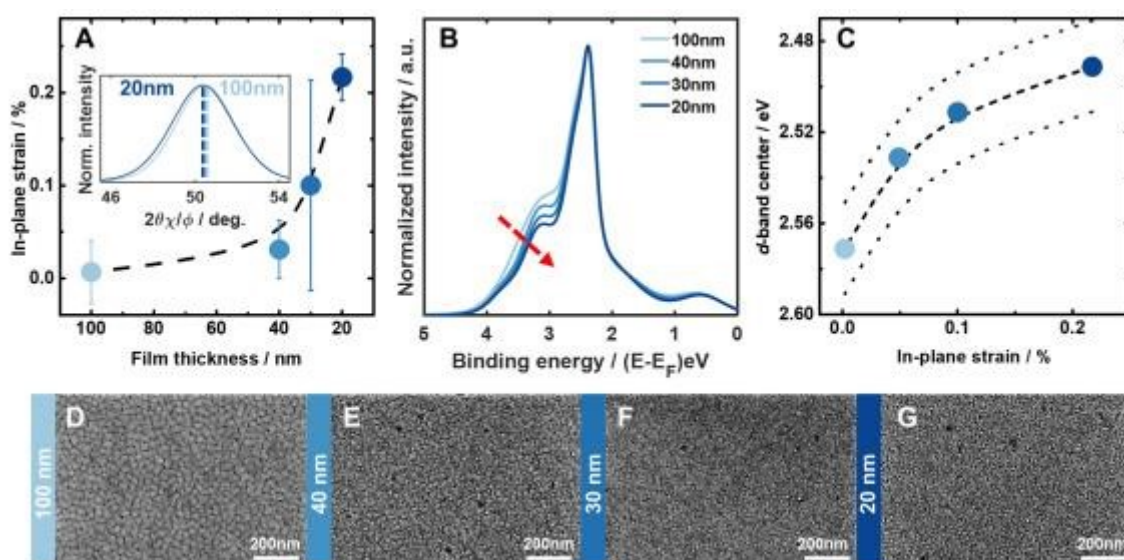
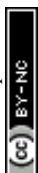


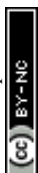
Figure 28: The study examines the structural properties of epitaxial Cu(001) on single-crystal Si(001). The in-plane strain at the surface was measured as a function of film thickness using grazing-incidence XRD. The inset illustrates the decrease in the angle of the Bragg peak as the film thickness decreases. The obtained He-I ultraviolet photoelectron spectroscopic valence band spectra. The d-band center from the ultraviolet photoelectron spectroscopy is examined as a function of in-plane strain. The 99% confidence interval is represented by dotted lines. SEM images of Cu(001) films with varying thicknesses were obtained. The thicknesses of the films are as follows: (D) 100 nm, (E) 40 nm, (F) 30 nm, and (G) 20 nm. Reproduced with permission from Ref. [314] Copyright 2021, American Chemical Society.



Additionally, Kang *et al.* have demonstrated the effectiveness of self-supported PS-Cu catalysts with tensile strain and a porous microstructure. These catalysts outperform Pt foil at high current densities and exhibit superior pH-universal catalytic activity for the HER compared to Cu NPs and Cu foam. Importantly, PS-Cu displays resistance to corrosion and remains stable over time [315]. Moreover, an analysis of the impact of water solvation and uniaxial lattice strain on CO₂RR across Cu(211) and Cu(100) surfaces has been conducted by Du and An. The results reveal that tensile strain enhances the binding strength of COOH and CHO, while diminishing the binding strength of CO and COH. This phenomenon arises due to the distinct strain effects induced at the surface site by their respective binding arrangements. Notably, the study highlights the variability between implicit solvation corrections and explicit water solvation, which is crucial for accurately estimating the solvation effect on CO₂RR [316].

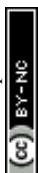
Analyzing the pure ligand effect on Cu and the combined influence of ligand and strain effects on Cu, Maark *et al.* have investigated two types of bimetallic hetero-surfaces: Cu_i/M_j/Cu_k sandwiched surfaces and Cu/M_j overlayers. To mitigate the ligand impact independently, several strategies were employed, including moving the M layer deeper into the Cu lattice, placing two MLs of M directly below the top Cu layer, and combining these two strategies in the sandwiched surfaces. By doubling the number of Cu MLs in the overlayers, the ligand impact was effectively reduced. The research findings indicate that the ligand effect strengthens the binding energies of all adsorbates in Cu₁/M₁/Cu₄ and Cu₁/M₅, leading to an increase in overpotential for Rh and a slight decrease for Ni [317]. Furthermore, another study delves into the investigation of adsorption energies for critical intermediates in CO₂R processes over core-shell type heterostructure catalysts. It explores the impacts of strain and ligand effects on these adsorption energies. Notably, the research observes that the adsorption of *CO and *COH is less sensitive to strain compared to the adsorption of *COOH and *CHO on the Cu(111) surface, revealing that the adsorption energy variations are dependent on the specific adsorbate. The findings highlight certain catalyst models among Cu-M hetero-layered slab structures that exhibit promise for reducing overpotential during e-CO₂R due to the interplay of strain and ligand effects. Additionally, the research emphasizes that strain-insensitive adsorbates like *CO and *COH tend to benefit more from the ligand effect [318].

In a separate study, an initial metastable Au overlayer was synthesized using a two-step solution approach. The success of this approach is attributed to the significant interface strain within the AuCu₃@Au core-shell structure, which provided support for the overlayer. The



metastable Au exhibited increased FE and enhanced specific activity for CO₂R to CO. This increase in reaction rate can be attributed to the downshift of the energy barrier for the production of the intermediate COOH* due to the upshift in the d-band center [319]. Another line of research focuses on the e-CO₂RR facilitated by heteroatom-doped Cu-based catalysts, known for their high activity and selectivity. However, the complexity of Cu-based materials often makes it challenging to pinpoint the specific factors responsible for performance improvements. This study highlights that lattice strain adjustment in Cu-based catalysts can be used to control the activity and selectivity of e-CO₂RR. Specifically, tensile-strained Sn/Cu alloy catalysts, by suppressing the dimerization process and promoting the formation of HCOOH and H₂, enhance CO production due to the predominant adsorption of CO and lower adsorption free energies of COOH [320]. Furthermore, in a separate study, a synthetic method is presented to maintain tensile strain in a copper/ceria heterostructure, thereby increasing selectivity for CO₂R. This approach employs metal/metal oxides. The research demonstrates that carbonaceous intermediates are better adsorbed due to the tensile strain in the copper domain, and it facilitates *CO dimerization by creating an inadequate electron environment around interfacial Cu sites. Consequently, this method leads to a maximum FE of 76.4% and increases the efficiency of converting half-cell power to 49.1% [321].

In a separate investigation, Feng *et al.* explores the influence of atomic dopants on the activity of copper-based electrocatalysts during CO₂R processes. Notably, doping Cu₂O with atomic Gd is found to significantly enhance the catalyst's performance. To achieve this, Gd₁/CuO_x catalysts were developed, taking advantage of the unique electrical structure and large ion radii of Gd. Gd doping induces tensile strain during the reaction, stabilizing the Cu⁺ species and resulting in superior catalytic performance. These catalysts achieved a partial current density of 444.3 mA cm⁻² at 0.8 V against a hydrogen electrode, with a remarkable FE of 81.4% for C₂₊ products [322]. In another study, bimetallic alloy structures with engineered strain play a crucial role. A remarkable FE of 96.6% for CO₂-to-CO conversion was achieved by strategically managing lattice stresses in bimetal MNi alloys using a strain relaxation technique. Molecular dynamics simulations were employed to reveal that the relaxation of strained PdNi alloys can be controlled by increasing the synthesis temperature. DFT simulations further demonstrated that strain relaxation, by maximizing the energies of intermediate production, enhances CO₂RR activity and selectivity [323]. Furthermore, a novel class of Pd/Cu core/shell icosahedra with a tensile-strained Cu shell has enabled the efficient production of syngas with controllable compositions via the CO₂RR. By adjusting the Pd/Cu composition, the molar ratio



of H₂/CO in syngas can be tuned from 1/1 to 2/1 and 3/1 [324]. Table 15 showed effect of strain on different electrocatalysts synthesized by strain engineering approach upon CO₂ conversion products.

View Article Online
DOI: 10.1039/D4MA00321G

Table 15: The table provided delves into the utilization of strain engineered materials as a solution, for CO₂R. It thoroughly investigates designed electrocatalyst materials and examines how the strain induced changes in these materials affect their catalytic performance under different reaction conditions.

| N | Material | electrolyte | V | | ≈ FE % | | | | | | | | Ref. | | |
|----|--|-------------------------|--------|----------------|--------|-----------------|-------------------------------|-------------------|--|--------------------|----------------------------------|---|------|-------|-------|
| | | | vs RHE | H ₂ | CO | CH ₄ | C ₂ H ₄ | HCOO ⁻ | C ₂ H ₅ ⁺ | CH ₃ OH | C ₂ H ₅ OH | C ₂ H ₃ O ₂ ⁻ | | | |
| 1 | FCC Au | 0.1 M KHCO ₃ | -1.0 | -- | 60 | -- | -- | -- | -- | -- | -- | -- | -- | [319] | |
| 2 | o-AuCu ₃ @fct Au | | | -- | 88 | -- | -- | -- | -- | -- | -- | -- | -- | -- | [] |
| 3 | Cu ₂ O/CeO ₂ -0.18 | KOH | -0.75 | 12 | 16 | 2 | 38 | 2 | -- | -- | 15 | -- | -- | [321] | |
| 4 | Pd ico/C | 0.1 M KHCO ₃ | -1.0 | 78 | 17 | -- | -- | -- | -- | -- | -- | -- | -- | [] | |
| 5 | Pd _{2.2} Cu ico/C | | | 48 | 37 | -- | -- | -- | -- | -- | -- | -- | -- | -- | [324] |
| 6 | Pd _{6.1} Cu ico/C | | | 51 | 17 | -- | -- | -- | -- | -- | -- | -- | -- | -- | [] |
| 7 | Pd _{4.3} Cu ico/C | | | 63 | 21 | -- | -- | -- | -- | -- | -- | -- | -- | -- | [] |
| 8 | CuOx | 2 M KOH | -1.0 | 25 | 9 | -- | 40 | 2 | -- | -- | 20 | -- | -- | [322] | |
| 9 | 6.5 % GD1/CuO _x | | | 18 | 8 | 1 | 40 | 1 | -- | -- | 30 | -- | -- | [] | |
| 10 | s-PdNi/CNFs-1000 | 0.1 M KHCO ₃ | -1.18 | -- | 52 | -- | -- | -- | -- | -- | -- | -- | -- | [] | |
| 11 | s-PdNi/CNFs-800 | | | -- | 64 | -- | -- | -- | -- | -- | -- | -- | -- | -- | [] |
| 12 | PdNi/C | | | -- | 83 | -- | -- | -- | -- | -- | -- | -- | -- | -- | [323] |
| 13 | s-AuNi/CNFs | 1 M KOH | -1.0 | -- | 90 | -- | -- | -- | -- | -- | -- | -- | -- | [] | |
| 14 | s-AgNi/CNFs | | | -- | 68 | -- | -- | -- | -- | -- | -- | -- | -- | -- | [] |
| 15 | CuO | | | 26 | 19 | -- | 28 | 22 | -- | -- | 5 | -- | -- | [320] | |
| 16 | Sn-CuO-7.5 | -- | -- | 13 | 75 | -- | -- | 15 | -- | -- | -- | -- | [] | | |

6.12. Precursor derived approach

In the development of catalysts for e-CO₂R, the approach that relies on precursor materials is becoming increasingly important. It makes possible the composition and structure of catalysts to be controlled. That involves the creation of catalyst materials by synthesizing them from selected precursor compounds, from which these compounds can change once they have been prepared. The main benefit of this method is that it enables the creation of designated catalysts, with chemical compositions, atomic structures and surface properties displayed in an orderly array. And by selecting precursor compounds, and optimizing synthesis conditions, researchers are free to tailor the properties of catalysts to achieve high selectivity and activity in converting CO₂ for valuable products such as hydrocarbons or alcohols. There are also scalability and affordability benefits to the precursor-based approach, which therefore promises an



encouraging possibility for solving the problems associated with carbon capture and utilization. The precursor-based approach also has a number of techniques for designing CO₂ reduction catalysts. In one method, inorganic precursor materials are decomposed to carbon-based catalysts having defined structures and active sites by controlled heating at a temperature or by pyrolysis. Another process is called sol-gel, in which precursor compounds are mixed in a solution and then, by controlled drying and controlled thermal processing, transformed into catalytic materials. Chemical vapor deposition (CVD) is a method that allows the placement of catalysts derived from precursors onto substrates. This enables integration of these catalysts, into setups promoting their usefulness in achieving a sustainable and low carbon future. Researchers can effectively utilize the potential of the precursor derived approach, by selecting precursor compounds and optimizing synthesis parameters resulting in the development of highly efficient and selective CO₂RR catalysts.

In a specific study, Using ultrasonic irradiation, Guzmán *et al.* have developed novel catalysts for e-CO₂R, achieving increased selectivity towards H₂ and C₁ products (CO and formate) in aqueous media (Figure 29). These catalysts harnessed the synergistic interaction between ZnO and CuO metal oxides, resulting in over a 1.4-fold increase in syngas productivity for the ultrasound-prepared CuZ catalysts. Furthermore, adjusting ultrasonic amplitudes increased the BET surface area by 100%, leading to a more than 14% improvement in FE towards alcohols in the RDE system at a catalyst loading of 0.2 mg cm⁻². They have also discussed the electroactivity performance concerning precursor concentration, duration of ultrasound-assisted precipitation, and calcination temperature of the synthesized powders, allowing fine-tuning of the physical and chemical properties of the nanoparticles. To optimize the synthesis of *CO intermediates and facilitate their dimerization into multi-carbon products, mesoporous materials with a mean pore size of approximately 20 were engineered to create ideal conditions [325].

View Article Online
DOI: 10.1039/D4MA00321G



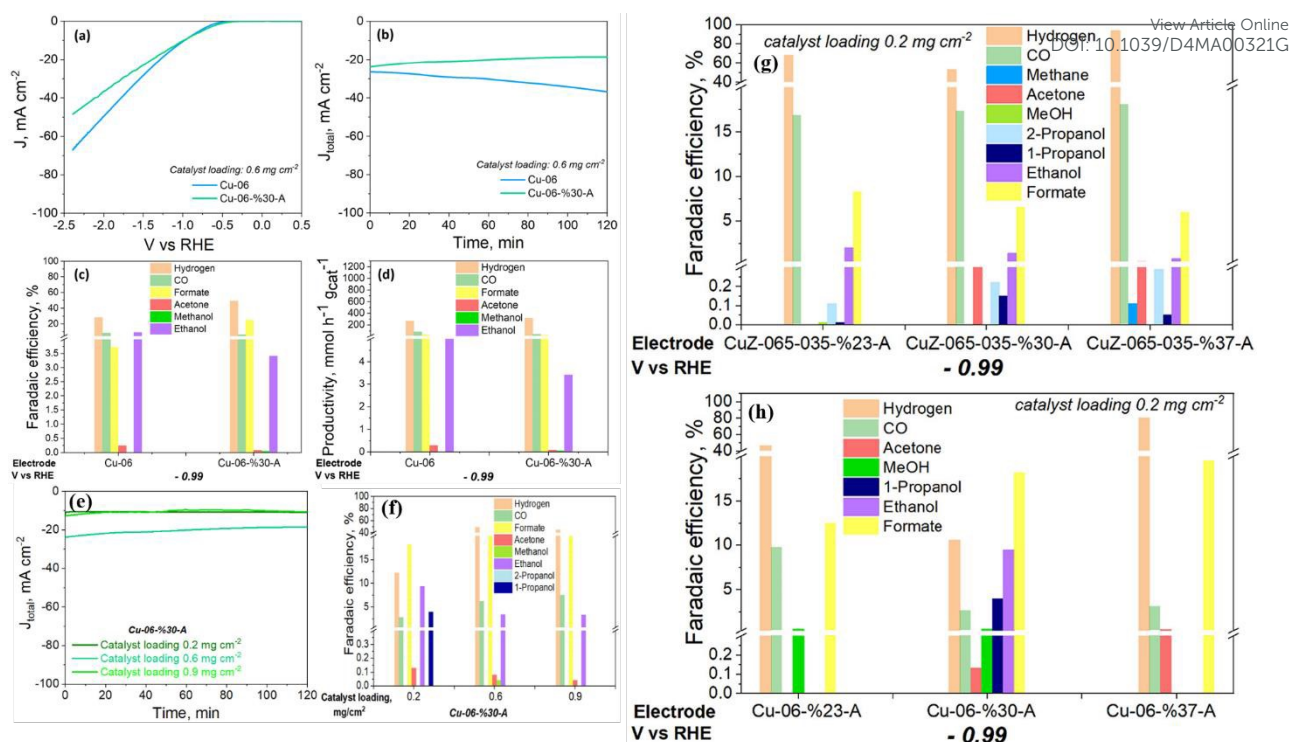


Figure 29: The LSV responses, evolution time of total current density for the e -CO₂R, FE, and productivities of gas and liquid products were measured for Cu-06 and Cu-06-%30-A (0.6 mg cm^{-2}) in a 1 M KHCO_3 aqueous electrolyte at a potential of -0.99 V vs RHE . The chronoamperometry responses (e) and FEs were measured for a Cu-06-%30-A catalyst with varying catalyst loading. The tests were conducted in a 1 M KHCO_3 aqueous electrolyte at a potential of -0.99 V vs RHE (f). The FE of the US-prepared CuZ-06-035 (g) and US-prepared Cu-06 (h) catalysts, with a loading of 0.2 mg cm^{-2} , were evaluated in a 1 M KHCO_3 aqueous electrolyte at a potential of -0.99 V vs RHE . Reproduced with permission from Ref. [325] Copyright 2023, Elsevier.

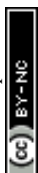
In the quest for phase-pure, solid Cu₃P NPs, Downes *et al.* have developed a molecular precursor method. This approach involves using a mixture of hydrocarbons and amines as a solvent for the high-temperature decomposition of [Cu(H)(PPh₃)]₆ to produce Cu₃P NPs. The electrocatalytic efficiency of Cu₃P NPs for CO₂R in CO₂-saturated KHCO₃ aqueous solutions was thoroughly examined. Cu₃P NPs demonstrated exceptional dispersibility, allowing them to be easily deposited onto carbon paper electrodes. However, it was observed that Cu₃P NPs exhibited instability under electrocatalytic conditions. Further investigation revealed that increasing the phosphorus content improved electrochemical stability, while decreasing the



Cu₃P content enhanced stability [326]. In another study, nanocomposites of ZIF-L (zeolitic imidazolate framework with large cavities) and GO (graphene oxide) were developed, showcasing excellent electrical conductivity, a substantial active surface area, and robust electrocatalytic performance. Particularly, the Cu GNC-VL (Cu zeolitic imidazolate framework-derived nitrogen-doped porous carbon) exhibited a remarkably high current density of 10.4 mA cm⁻² at -0.87 V vs. RHE and an impressive FE for ethanol production of 70.52% [327].

In a related study, Dou *et al.* have developed a method for creating CuS nanosheet arrays on brass mesh through a single-step chemical bath deposition process. When subjected to e-CO₂R at the CuS/BM electrode, increased production of HCOO⁻ was observed. This electrochemical process induced reconstruction, resulting in a nanowire network with multiple active centers. The reconstituted Cu(111)/CuS(102) structure was identified as a key contributor to the electrode's strong selectivity towards HCOO⁻ generation. Moreover, the presence of sulfur (S) beneath the Cu⁰ layer led to reduced binding energies of HCOO* and *COOH compared to the Cu(111) plane, facilitating the production of HCOOH or HCOO⁻ [328]. In another innovative approach, synthetic control over Cu NPs and Ag NPs has been achieved through a newly developed seeded-growth colloidal method, resulting in the production of AgCu nanodimers (NDs) with varying Cu domain sizes. This method also applies to other dimer systems like Cu–Ru, Cu–Rh, and Cu–Ir, where two metals are traditionally unmixable in the bulk phase. To examine the compositional and structural sensitivity of e-CO₂R in this bimetallic system, model catalysts were made from Ag/Cu nanocrystals. In particular, the Ag₁Cu_{1.1} NDs displayed a 3.4-fold increase in FE for C₂H₄ and a 2.0-fold improvement in the combined e-CO₂RR activity over Cu NPs of comparable size and shape [126].

In another research, Chen *et al.* controlled the aspect ratio and composition of alloyed nanorods made of Cu through a co-reduction synthesis process using seeds. They demonstrated different catalytic activities for p-nitrophenol reduction by the Cu₃Au nanorods tuning across the visible to infrared spectrum [329]. Zheng *et al.* have made significant progress in synthesizing e-CO₂RR catalyst materials and created highly efficient Au-Cu knot structures, referred to as NSs in this study. NSs of all types were formed by Cu growth on the concave surface of a Au seed. The final products are obtained by using o-phenylenediamine (OPDA) as capping agents and Cu(acac)₂, a precursor. A growth mode and high exposure to Au are typical of the anisotropic nature of the products. The Au-Cu NSs exhibited remarkable selectivity for C₂₊ product generation, with an optimum FE₂₊ of 67% and a C₂₊ partial current density of 0.29 A



cm^{-2} at 0.75 V vs RHE [330]. In a separate study, Wang *et al.* have developed effective catalysts for e- CO_2R by generating dense OD-Cu NPs using a three-step process (Figure 30). This process involved the thermal oxidation of CuO_x on a Cu mesh, followed by reduction through annealing, and finally the conversion to OD-Cu by applying a cathodic potential to the partially reduced CuO_x . These OD-Cu NPs maintained their shape and exhibited the capability to produce various types of syngas at high rates with modest overpotentials [331].

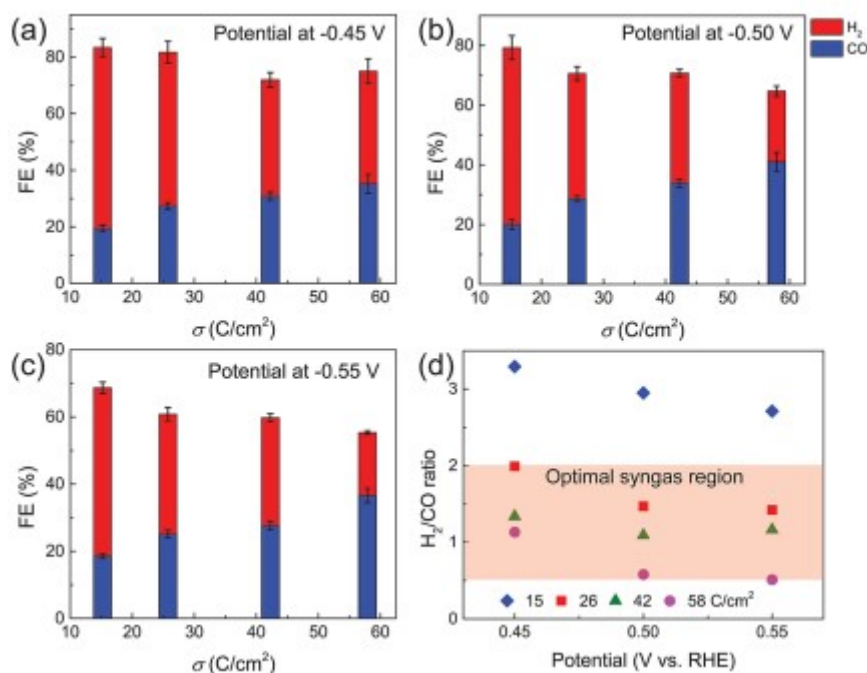
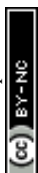


Figure 30: The FEs of H_2 and CO production on OD-Cu NPs were measured at different applied potentials: (a) -0.45 V, (b) -0.50 V, and (c) -0.55 V. The controllable composition of syngas varies depending on both the applied potentials. Reproduced with permission from Ref. [331] Copyright 2020, American Chemical Society.

Additionally, Wang *et al.* have grown scalable arrays of metallic 2D Cu_2Te nanosheets on copper foils. During the growth process, chemical etching and vapor deposition, exposure to potential active sites at edges of these nanosheets, facilitated CO_2R to CH_4 at lower overpotentials [332]. Moreover, Han *et al.* have employed the atomic layer infiltration method using the HKUST-1 template. By uniformly adding Zn-O-Zn sites throughout HKUST-1, the FE for CO increased from 20-30% to 70-80%. Computational density-functional-theory studies revealed that this modification lowered the activation energy barrier for the reaction and accelerated CO production by increasing the enthalpy of CO_2 adsorption [277]. Furthermore, a potential electrocatalyst for CO_2R has been introduced by Sirisomboonchai *et al.* This



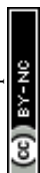
electrocatalyst, consist of In and Zn deposited over Cu foam, exhibited improved CO₂R to CO with a remarkable FE of 93.7% and a 100-hour operational lifetime [333]. In a related study, the impact of various sulfur precursors on the structure-property-activity relationships of copper-based catalysts for e-CO₂ conversion was investigated by Gao *et al.* The CuS-TU catalyst, synthesized using thiourea as the sulfur precursor, exhibited a distinctive flower-like structure and the highest sulfur vacancy concentration. This unique structure facilitated interfacial mass transfer during CO₂R. The abundance of sulfur vacancies on the catalyst's surface played a crucial role in increasing CO generation through the *COOH route by enhancing the adsorption of COOH intermediates. Subsequently, the CuS-TU catalyst achieved a CO selectivity of 72.67% at -0.51 V vs RHE [334]. Table 16 showed different materials designed by precures derived approach for e-CO₂R.

Table 16: This resourceful table provides an examination of electrocatalyst materials employed in CO₂ conversion processes. It simplifies exploration and comprehension within this domain by scrutinizing the electrochemical properties of catalysts, particularly how different precursor derived approach influence product distribution.

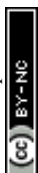
| N | Material | electrolyte | V vs RHE | ≈ FE % | | | | | | | | | Ref. | |
|----|---|-------------------------|----------|----------------|----|-----------------|-------------------------------|-------------------|--|--------------------|----------------------------------|---|-------|-------|
| | | | | H ₂ | CO | CH ₄ | C ₂ H ₄ | HCOO ⁻ | C ₂ H ₅ ⁺ | CH ₃ OH | C ₂ H ₅ OH | C ₂ H ₃ O ₂ ⁻ | | |
| 1 | CuZ-065-035 | 1 M KHCO ₃ | -0.99 | 52 | 22 | -- | -- | 5 | -- | -- | 10 | -- | [325] | |
| 2 | CuZ-065-035-%30-A | | | 80 | 22 | -- | -- | 2 | -- | -- | 2 | -- | -- | [] |
| 3 | Cu GNC-VL | 0.5 M KHCO ₃ | -1.07 | 40 | -- | -- | -- | 5 | -- | 13 | 42 | -- | [327] | |
| 4 | Cu ZIFL@GO | | | 60 | 5 | -- | -- | 9 | -- | 14 | 12 | -- | -- | [] |
| 5 | CuS/BM | 0.5 M KHCO ₃ | -1.0 | 60 | -- | -- | -- | 48 | -- | -- | -- | -- | [328] | |
| 6 | Ag NPs | 0.1 M KHCO ₃ | -1.4 | 92 | 10 | -- | -- | -- | -- | -- | -- | -- | -- | [126] |
| 7 | Cu NPs | | | 34 | 1 | 32 | 8 | 1 | -- | -- | -- | -- | -- | -- |
| 8 | Ag ₁ -Cu _{1,1} -NDs | 3 M KOH | -0.75 | 50 | 2 | 30 | 12 | 2 | -- | -- | -- | -- | -- | [] |
| 9 | Au-Cu Janus | | | -- | -- | -- | 37 | -- | -- | -- | 20 | -- | -- | -- |
| 10 | Au@Cu Core-Shell | 0.1 M KHCO ₃ | -0.95 | -- | -- | -- | 20 | -- | -- | -- | 10 | -- | -- | [] |
| 11 | Cu NPs | | | -- | -- | -- | 37 | -- | -- | -- | -- | 17 | -- | -- |
| 12 | OD-Cu NA | 0.1 M KHCO ₃ | -0.55 | 60 | 19 | -- | -- | -- | -- | -- | -- | -- | [331] | |

6.13. Polymer modification approach

The utilization of polymer modification is an approach, in the development of e-CO₂R catalysts. It plays a role in enhancing the selectivity, activity and stability of these catalysts. When researchers incorporate polymers into the structure or surface of the catalyst, they achieve some advantages. Polymers serve as stabilizers too, preventing the aggregation or dissolution of species during the CO₂RR process. This makes the catalyst more durable.



Polymers also are effective as templates for controlling the nanostructure and catalyst material morphology, influencing its performance. Furthermore, the modification of polymers promotes the formation of active sites essential for efficient conversion of CO₂ into more valuable products like hydrocarbons or alcohols. The reason this is important is that making CO₂RR catalysts better and more efficient by means of such engineering will foster sustainable carbon capture and utilization technologies. Polymer-modified catalysts with catalytic metal cores can be synthesized by multiple methods for designing CO₂RR catalysts. One of these is electrochemical deposition, in which polymer films grow onto a catalyst surface allowing precise control of thickness and composition is achievable. And another, polymers can be incorporated into the catalyst matrix when synthesized to produce the material combining characteristics of metals together with the stabilizing and templating effects caused by polymers. Additionally, researchers may go with a couple of possible synthesis techniques, such as chemical or physical adsorption, to introduce polymer modifiers on the catalyst surface. Poly(ionic liquid) (PIL) NPs with multilamellar chain stacking were prepared by free radical homopolymerization. By manipulating the carbon used in the polymerization process, PIL NPs of various sizes and shell thicknesses could be synthesized. Molecular dynamics simulations corroborated the mechanism of PIL NV formation, emphasizing the role of the polymerization degree of PIL chains in determining assembly behavior. These well-defined PIL NVs with hollow interiors allowed for high loading amounts of ultra-small Cu NPs for e-CO₂R. The strong electronic interactions between PIL units and Cu atoms on the surface of Cu NPs resulted in a high FE toward C₁ products, primarily CH₄ [335]. In another study, the impact of a poly(4-vinylpyridine) P4VP layer on the e-CO₂RR on both poly Cu and Au electrodes was investigated by Ye *et al.* The research revealed that a P4VP layer inhibits the HER and enhances CO₂RR, particularly the production of HCOOH. In in-situ ATR-SEIRAS tests, fewer CO adsorption bands were observed on P4VP-modified Cu electrodes, while higher ICO₂/IHCO₃ ratios were detected on P4VP-modified Au electrodes. These observations suggest that the mass transfer of H₂O and HCO₃ from the bulk to active sites is impeded by the P4VP modification. Importantly, the hydrophilicity of the electrode surface is altered by the presence of P4VP, leading to increased HCOOH production at low overpotentials [336]. Furthermore, polymer coatings, which can modify local pH levels, hydrophilicity/hydrophobicity, and reactant concentrations. Jun *et al.* have demonstrated that polymer coatings can enhance the catalytic selectivity of Cu-based catalysts in CO₂RR while also improving electrocatalytic stability [337].



Additionally, the impact of three different ionomers on Cu-catalyzed CO₂RR under high-current conditions were investigated. In this investigation, it was observed that the anionic ionomer Nafion had a negligible effect on CO₂RR, likely due to the negatively charged nature of the electrode/catalyst interface. However, the cationic ionomers XA-9 and PTP had significant effects on the selectivity of CO₂RR with Cu catalysts. Specifically, PTP led to increased HER and formate synthesis, likely due to decreased mass transport. In contrast, XA-9 favored the production of CO at the expense of C₂₊ products [338]. Moreover, another study highlights the influence of different polymeric binders used during electrode fabrication on the selectivity of CO₂RR on Cu electrodes (Figure 31). The research findings demonstrate that the choice of binder material can significantly modify the selectivity of CO₂RR products. Specifically, it was observed that Cu electrodes with polyvinylidene fluoride as the binder favored the production of CH₄, while Cu electrodes with polyacrylic acid as the binder exhibited greater selectivity for HCOOH generation [339].

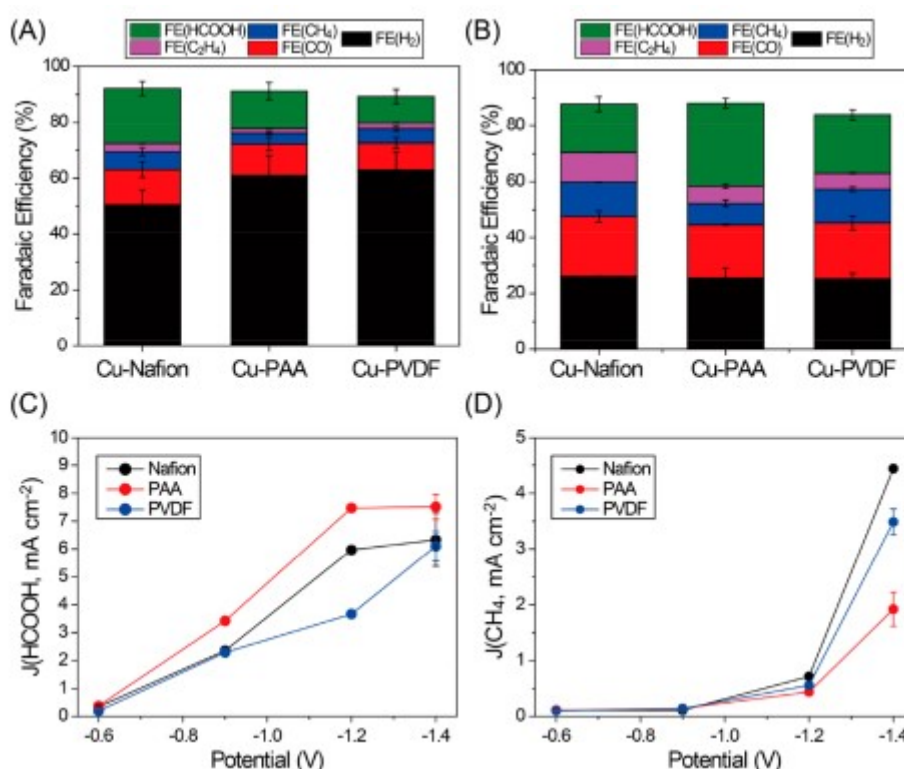
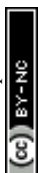


Figure 31: The CO₂RR performance of various Cu/C catalysts with different binders was evaluated. The FE of HCOOH, CO, CH₄, C₂H₄, and H₂ were evaluated at two different potentials: -0.6 V and -1.4 V. The partial current density profiles of HCOOH and CH₄ are presented. Reproduced from Ref. [339] Open access article, American Chemical Society.



Liang *et al.* have developed a novel single-site copper coordination polymer known as Cu(OH)BTA. Notably, this polymer exhibits a 1.5 times higher selectivity for producing C₂H₄ compared to its metallic counterpart (Figure 32). An interesting feature of this catalyst is that it maintains its structural integrity throughout the reaction. This advantageous characteristic allows for the formation of an energetically favorable *OCCHO intermediate during CO hydrogenation, facilitated by suitably-distanced dual sites provided by adjacent copper atoms in the polymer. The study also demonstrates the practical applicability of these polymers by running full-device CO₂ electrolysis for 67 hours at an appropriate current in a membrane electrode assembly [311].

View Article Online
DOI: 10.1039/D4MA00321G




Figure 32: *The study investigated the FEs of various products at different applied potentials using Cu(OH)BTA (a) and Cu(OH)BTA-derived Cu (b) in a 1 M KOH electrolyte. The study also investigates the formation rates of C₂₊ products and C₂H₄ under varying applied potentials using Cu(OH)BTA and Cu(OH)BTA-derived Cu in a 1 M KOH electrolyte. The study also measured the FEs of various gas products within the voltage range of 3.0-4.0 V using a membrane-electrode assembly device. The electrosynthesis of C₂H₄ was conducted in a membrane-electrode assembly with a geometric electrode area of 4 cm². The catalyst maintains its overall current and ethylene FE for a duration of 67 hours. The error bars for the uncertainty of the FE analysis represent one standard deviation, which is calculated based on three independent samples. Reproduced from Ref. [311] Open access article, Nature.*



Additionally, Wang *et al.* have explored a unique approach to enhancing the selectivity of heterogeneous Cu catalysts for CO₂RR employing random copolymers as surface modifiers. Among these copolymers, a tricomponent variant demonstrated superior performance in maximizing the FE for ethylene and C₂₊ products during CO₂RR. Surface characterization conducted under CO₂RR conditions highlighted the copolymer's resilience, attributed to the presence of a phenylpyridinium component. Advanced techniques, including AFM, SEM, and XPS, were utilized to counter the presence of nanostructuring and electrical effects. Molecular dynamics simulations illustrated that the optimal polymer modifier led to localized increases in CO₂ content. Moreover, compared to block copolymers, random copolymers exhibited greater porosity, facilitating improved access and mass transport of reactants [340]. Furthermore, Wei *et al.* demonstrated that coating Cu surfaces with a PANI thin film can significantly alter the catalytic activity and selectivity for CO₂RR. The NH group on PANI interacts with CO₂ molecules, enriching the presence of CO₂ and inhibiting the HER on Cu surfaces. Consequently, the CO₂RR current density at the Cu/PANI interface experiences a substantial increase. This transformation leads to a shift from 15% C₂₊ hydrocarbon production on pure Cu to over 60% on Cu-PANI, making C₂₊ hydrocarbons the dominant products [341].

On another front, researchers have synthesized and evaluated two stable Cu(I)-based coordination polymer electrocatalysts, NNU-32 and NNU-33(H), designed for e-CO₂RR within a flow-cell electrolyzer. These electrocatalysts exhibit exceptional selectivity for converting CO₂ into CH₄, achieving a FE of 82% at -0.9 V vs RHE. The outstanding selectivity is attributed to the presence of cuprophilic interactions within the catalysts. Furthermore, a dynamic in-situ crystal structure transformation from NNU-33(S) to NNU-33(H) enhances cuprophilic interactions and CO₂ adsorption. This structural change, involving the substitution of hydroxyl radicals for sulfate radicals, significantly contributes to the superior performance of these electrocatalysts. It's worth noting that cuprophilic contacts play a pivotal role in CH₄ production, and the selectivity for CH₄ varies with the number and proximity of interacting cuprophiles [342]. Furthermore, Li *et al.* have found that by stabilizing a metal-bound CO intermediate, Nafion-modified electrodes can significantly enhance the production of CH₄. To precisely regulate the transfer of protons to the metal-CO intermediate, Cu electrodes were constructed using a polymer blend of Nafion and polyvinylidene fluoride. This precise control mechanism leads to increased rates of production for C₂₊ products such as ethylene, ethanol, and 1-propanol. Importantly, under these controlled conditions, hydrogen evolution does not occur, as almost all carbon-containing products can be extracted from Cu electrodes equipped

View Article Online
DOI: 10.1039/D4MA00321G



with a 15 m Nafion overlayer [343]. Furthermore, the e-CO₂R to high-energy-density C₂ products necessitate carbon-carbon interactions. In this context, Zhang *et al.* have explored the use of capping agents and electrochemical treatment to fabricate polycrystalline Cu catalysts. These catalysts exhibit a 34% FE for the production of C₂H₄ at -1.5 V vs RHE. Importantly, a critical *COOH intermediate was observed on the Cu surfaces, as confirmed by quasi-in situ total reflection FTIR analysis [344]. Different polymers were used for modification of e-CO₂R performance of different materials, which is summarized in table 17.

Table 17: The table comprehensively summarizes electrocatalyst materials explicitly designed for reducing CO₂ emissions with a focus on polymer modification techniques. It explores the performance of polymers. Investigates how modifications impact both selectivity and efficiency, in producing desired products.

| N | Material | electrolyte | V | | ≈ FE % | | | | | | | | Ref. |
|----|-----------------------|-------------------------|--------|----------------|--------|-----------------|-------------------------------|-------------------|--|--------------------|----------------------------------|---|-------|
| | | | vs RHE | H ₂ | CO | CH ₄ | C ₂ H ₄ | HCOO ⁻ | C ₂ H ₅ ⁺ | CH ₃ OH | C ₂ H ₅ OH | C ₂ H ₃ O ₂ ⁻ | |
| 1 | NWs/Cu | 0.1 M KHCO ₃ | -1.0 | 27 | 34 | 7 | 14 | -- | -- | -- | -- | -- | [335] |
| 2 | Pristine CuNPs | | | 30 | 15 | 3 | 22 | -- | -- | -- | -- | -- | [] |
| 3 | Poly Cu | 0.1 M KHCO ₃ | -0.9 | 57 | 12 | 4 | 2 | 27 | -- | -- | -- | -- | [336] |
| 4 | P4VP-modified Cu | | | 95 | 5 | 3 | 2 | 32 | -- | -- | -- | -- | [] |
| 5 | Cu-P1 | 1 M KOH | -0.97 | 1 | 5 | -- | 73 | 1 | -- | -- | 1 | -- | [337] |
| 6 | Cu-P4 | | | 30 | 3 | 2 | 35 | 15 | -- | -- | 1 | -- | [] |
| 7 | Cu | 0.5 M KHCO ₃ | -0.86 | -- | 6 | -- | 7 | 15 | -- | -- | 3 | -- | [] |
| 8 | Cu/Nafion | | | -- | 5 | -- | 7 | 6 | -- | -- | 1 | -- | [338] |
| 9 | Cu/XA-9 | 0.1 M KHCO ₃ | -1.4 | -- | 12 | -- | 8 | 20 | -- | -- | 2 | -- | [] |
| 10 | Cu/PTP | | | -- | 2 | -- | -- | 10 | -- | -- | -- | -- | [] |
| 11 | Cu-Nafion | 0.1 M KHCO ₃ | -1.4 | 28 | 20 | 12 | 10 | 18 | -- | -- | -- | -- | [339] |
| 12 | Cu-PAA | | | 28 | 18 | 6 | 4 | 34 | -- | -- | -- | -- | [] |
| 13 | Cu-PVDF | 0.1 M KHCO ₃ | -0.6 | 28 | 20 | 12 | 4 | 18 | -- | -- | -- | -- | [] |
| 14 | Cu(OH)BTA | | | 10 | 23 | 2 | 45 | 2 | -- | -- | 13 | -- | [311] |
| 15 | Cu(OH)BTAdescribed Cu | 10 | 55 | -- | 20 | 7 | -- | -- | 8 | -- | [] | | |
| 16 | Cu | 0.1 M KHCO ₃ | -1.04 | 39.7 | 0.5 | 25.6 | 22.3 | 1.8 | -- | -- | 5.9 | -- | [] |
| 17 | Cu-1 | | | 94.6 | -- | 1.5 | -- | 0.7 | -- | -- | -- | -- | [] |
| 18 | Cu-2 | 69.3 | 1 | 14.1 | 5.3 | 6.6 | -- | -- | -- | -- | [] | | |
| 19 | Cu-3 | 37.8 | 2.8 | 14 | 21.5 | 11.1 | -- | -- | 3.4 | -- | [] | | |
| 20 | Cu-4 | 34.1 | 0.4 | 33.1 | 19 | 3.8 | -- | -- | 3.9 | -- | [] | | |
| 21 | Cu-5 | 33.6 | 0.5 | 28.1 | 25.4 | 1.1 | -- | -- | 6 | -- | [] | | |
| 22 | Cu-6 | 32.5 | 1.1 | 22.3 | 30.4 | 1 | -- | -- | 9.3 | -- | [] | | |
| 23 | Cu-7 | 16.5 | 1.2 | 4.7 | 49.5 | 2.2 | -- | -- | 16 | -- | [340] | | |
| 24 | Cu-8 | 11.9 | 0.7 | 1.9 | 55.6 | 1.9 | -- | -- | 17.4 | -- | [] | | |
| 25 | Cu-9 | 19.2 | 0.4 | 2.8 | 53.8 | 0.9 | -- | -- | 15.5 | -- | [] | | |
| 26 | Cu-10 | 35 | 1 | 11.5 | 36.8 | 1.8 | -- | -- | 9.5 | -- | [] | | |
| 27 | Cu-11 | 36.2 | 2.3 | 8.7 | 31.7 | 9 | -- | -- | 4.3 | -- | [] | | |
| 28 | Cu-12 | 44.8 | 0.5 | 25 | 20.4 | 1.4 | -- | -- | 5.2 | -- | [] | | |
| 29 | Cu-13 | 21.9 | 0.6 | 5.7 | 59.8 | 1.3 | -- | -- | 11.8 | -- | [] | | |
| 30 | Cu-block-8 | 30.5 | 0.6 | 14.1 | 34.5 | 2.4 | -- | -- | 11 | -- | [] | | |
| 31 | Cu | 0.1 M KHCO ₃ | -1.1 | 45 | 3 | 5 | 5 | 27 | -- | -- | 10 | -- | [] |

Open Access Article. Published on 13.9.2024. Downloaded on 13.9.2024. 7:07:05. This article is licensed under a Creative Commons Attribution-NonCommercial 3.0 Unported Licence.



Materials Advances Accepted Manuscript

| | | | | | | | | | | | | | | |
|----|-----------|---------|------|----|----|----|----|----|----|----|----|----|--|-----------|
| 32 | Cu-PANI | | | 17 | 2 | 11 | 30 | 10 | -- | -- | -- | -- | View Article Online DOI: 10.1039/D4MA00321G | [341] |
| 33 | NNU-33(H) | 1 M KOH | -1.0 | 13 | 12 | 63 | 13 | -- | -- | -- | -- | -- | | [342] |

6.14. Support engineering approach

Support engineering plays a role, in the design of e-CO₂R catalysts as it focuses on selecting and modifying support materials to improve catalytic performance. This approach enables researchers to optimize the sites of the catalyst by providing a conductive platform for reactions. By choosing support materials and manipulating their properties scientists can enhance the efficiency, durability and economic viability of CO₂RR catalysts for sustainable carbon capture and utilization technologies. In the strategy of support engineering for CO₂RR catalyst design there are methods that can be employed. One common approach is depositing nanoparticles or single atoms onto support materials like graphene, carbon nanotubes or metal oxides such as TiO₂ and ZnO. Another method involves modifying support materials through surface functionalization or doping to influence the binding energies of CO₂ and reaction intermediates thereby customizing the selectivity of the catalyst. Additionally creating materials by combining components, with suitable supports offers a versatile solution that combines advantages from both components. In the quest for effective e-CO₂R to value-added syngas, a technique has been devised utilizing anion-regulated self-supported Cu₃Se₂ nanosheet-assembled fibers (Figure 33). These fibers exhibit an excellent TOF of 1303 h⁻¹ over a wide potential window and accommodate a broad range of H₂-to-CO ratios from 0.8 to 6.0. Remarkably, it can sustain bulk electrolysis for 10 hours, owing to its high current density and minimal attenuation [345].



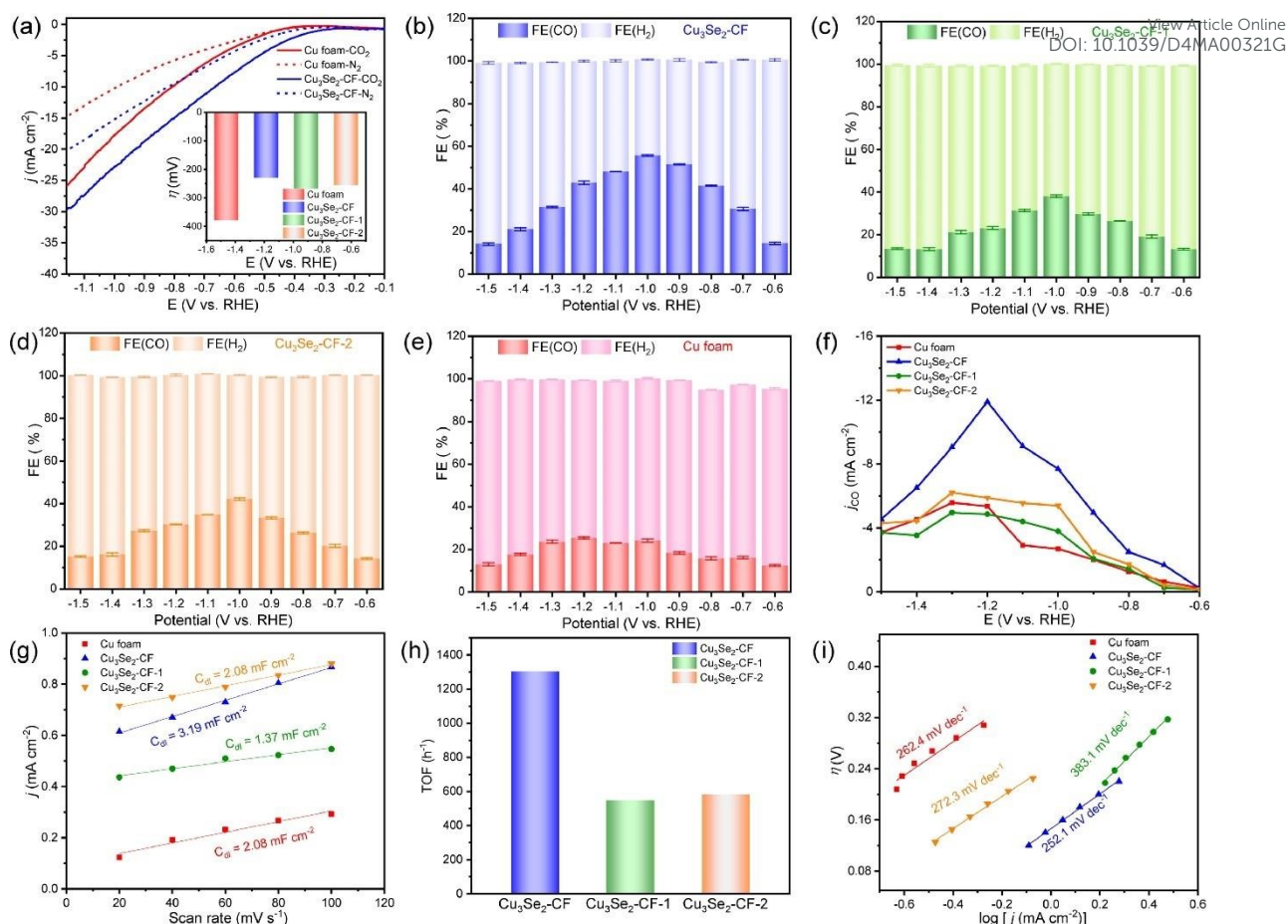
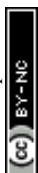


Figure 33: The CO₂R of Cu foam and Cu₃Se₂-CF nanocatalysts. LSV traces were obtained in CO₂-saturated or N₂-saturated electrolyte using a scan rate of 5 mV s⁻¹ (a). An inset in (a) shows the onset potential. The total FE was determined for gaseous products only, specifically H₂ and CO (b-e). The *j*_{CO} was measured at different applied potentials (f). The double-layer capacitance was measured (g). TOFs were calculated (h). Tafel slopes were determined for Cu foam, Cu₃Se₂-CF, Cu₃Se₂-CF-1, and Cu₃Se₂-CF-2 (i). The data was collected under standard ambient temperature and pressure conditions, using a CO₂ stream with a flow rate of 20 sccm. Error bars represent the standard deviation of a minimum of three independent measurements. Reproduced with permission from Ref. [345] Copyright 2023, Elsevier.

Furthermore, the oxide-derived composite materials supported on N-doped graphene was designed by Dongare *et al.* it was found that by adjusting the Cu to Zn ratio during the coprecipitation process, one can customize the electrocatalyst's composition to meet specific requirements. Notably, an electrode containing 20 wt% Zn in conjunction with copper exhibits the highest selectivity for ethanol production (FE = 34.25%), while the CuO/NGN electrode demonstrates lower selectivity for ethanol and other C₂ compounds [346]. Furthermore,



pyrolyzing mixed precursors of $\text{Cu}(\text{NO}_3)_2$ and polyvinyl pyrrolidone produces Cu/NC composite electrocatalysts for catalyzing CO_2 reduction. Among these, Cu-20/NC stands out due to its substantial Cu nanoparticle size and extensive coverage of the carbon support surface, resulting in highly competitive HER activity. Conversely, Cu-5/NC, with its nanoparticle morphology, favors poor C-C coupling activity and CH_4 formation. Meanwhile, Cu-10/NC exhibits remarkable selectivity for CO and hydrocarbons, leading to an impressive 37% $FE_{\text{C}_2\text{H}_4}$ at -1.2 V and enhanced e- CO_2R to C_2H_4 conversion activity, selectivity, and durability [347]. Moreover, Gu *et al.* underscores the incorporation of Cu onto PCC supports yields intriguing e- CO_2R outcomes, particularly with improved selectivity for C_2 products like ethanol and ethylene. Among Cu₅-PCC, Cu₁₀-PCC, and Cu₂₀-PCC, Cu₁₅-PCC outperforms in various applied potentials, offering a more cost-effective approach to e- CO_2R by leveraging affordable and abundant minerals as the foundation for suitable electrocatalysts [348].

In another study, Lim *et al.* have developed CuS_x catalyst for e- CO_2R dipping Cu foil into an industrial CO_2 -purged electrolyte containing H_2S gas. Increasing the H_2S concentration significantly improved the maximum FE_{HCOOH} from 22.7% to 71.8%, attributed to the reaction between Cu foil and sulfur species. Notably, these catalysts demonstrated excellent performance in both pure CO_2 -purged electrolytes and industrial CO_2 -purged electrolytes, maintaining stability for 12 hours [349]. Furthermore, Kim *et al.* have explored the e- CO_2R on copper through pulsed electrolysis. The cathode's potential was cyclically shifted between -0.8 V vs RHE and -1.15 V versus RHE over durations ranging from 5 seconds to 25 seconds. Notably, static electrolysis at -1.15 V vs RHE resulted in a decreased FE_{HER} while simultaneously increasing the FE for the CO_2RR . However, when pulsed electrolysis was employed, the FE_{HER} decreased, whereas the FE for CO_2RR increased. The optimal duration for pulsed electrolysis was found to be 10 s at each potential, achieving the lowest FE for the HER and the highest FE for the CO_2RR . Additionally, pulsed electrolysis introduced changes in the ratio of oxygenated to hydrocarbon products and significantly boosted the FE for C_2+ products [350].

Moreover, by enhancing the geometric partial current density of hydrocarbons through surface modification of copper foam with poly(acrylamide), the faradaic output of ethylene can be doubled. While poly(allylamine) completely impedes CO_2R , poly(acrylic acid) exerts only a transient impact. Through mechanisms such as CO activation for dimerization, stabilization of CO dimers via hydrogen bond interactions, and facilitation of CO adsorption in proximity to



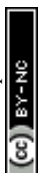
the polymer, poly(acrylamide) adheres to copper through oxygen on carbonyl groups, thereby increasing the efficiency of ethylene formation. Achieving high CO₂ mass transfer rates, utilizing modified poly(acrylamide), and employing porous copper catalysts all contribute to improved ethylene production [351]. In another study, the e-CO₂R was demonstrated using Bi-doped SnO nanosheets on a Cu foam substrate. Remarkably, the Bi-SnO/Cu foam electrode achieved the highest FE (93%) and HCOOH selectivity (99%), with exceptional long-term stability over 30 hours of operation. The Bi doping played a pivotal role in stabilizing divalent tin on the electrocatalyst, making its reduction to metallic tin more challenging. Additionally, the presence of Cu foam influenced the catalysis by promoting electron transfer, thereby maintaining tin in a positively oxidized state favorable for the adsorption of *OOCH intermediates [352].

In a separate investigation, various synthetic approaches were employed to produce Cu nanoparticles with sizes ranging from 10 to 30 nm, supported by VC, KB, and SWNTs. Importantly, these carbon-supported Cu nanocatalysts demonstrated higher selectivity for C₂H₄ production compared to electrodeposited Cu. The onset potentials for C₂H₄ generation exhibited significant shifts for well-dispersed 40 wt% Cu/VC and 20 wt% Cu/SWNT catalysts in comparison to electrodeposited Cu [353]. In another work, a porous Cu-NC composite catalyst for e-CO₂R was synthesized using a scalable glucose blowing process. The catalyst exhibited remarkable efficiency (69% at 590 mV) in converting CO₂ to C₁ products, underscoring its strong catalytic activity [354]. Furthermore, the one-step pyrolysis synthesis of Cu Ps/BCF from butterfly wing carbon fibers and copper salt results in a material with unusual geometric features, including low-coordinated active spots at stepped surfaces. Increased conductivity from nitrogen dopants allows CO₂ to be reduced to C₂H₄ at a low applied voltage while maintaining excellent selectivity and long lifetime [355].

Additionally, Kordus *et al.* have analyzed the activity and selectivity of ZnO-supported Cu nanoparticles in methanol synthesis, revealing that the shape of the pre-catalyst (cubic vs. spherical) played a significant role. Cubic Cu particles exhibited higher activity for methanol synthesis but significantly reduced selectivity compared to spherical particles, underscoring the substantial changes in morphology and content of shaped pre-catalysts under reaction conditions [356]. Also, another research has demonstrated that Cu_{1.8}Se nanowires on Cu foam serve as effective electrocatalysts for the selective CO₂R to higher-value C₂ products, such as C₂H₄ and EtOH, with promising applications in the chemical and fuel industries. These

View Article Online

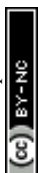
DOI: 10.1059/D4MA00321G



nanowires exhibit impressive FE of 55% and 24% at -1.1 V and maintain exceptional stability over extended periods. The presence of significant concentrations of CO₂ and Se species were likely responsible for the observed high selectivity toward the C₂/C₁ product [357].

In a related study, a series of Cu catalysts with adjustable particle sizes were constructed within a Zn, N-doped carbon matrix generated from ZIF-8. Crystal diameters ranging from 8.9 to 27.3 nm were observed in the enclosed Cu metal catalysts. Notably, catalysts with a grain size of 15.7 nm exhibited the highest FE_{CO} (approximately 80%), directly correlating with their performance in the CO₂RR [358]. In a separate investigation, Lou *et al.* have conducted experiments in an H-type reaction cell and a continuous-flow membrane electrode assembly (MEA) reactor to evaluate the performance of CuBi bimetallic catalysts in selectively reducing CO₂ to formate. The study revealed that co-electrodeposition potentials of 0.6 V yielded the best performance, with the catalyst achieving a remarkable FE_{formate} (98.3%) at a current density of 56.6 mA cm⁻² in the continuous-flow MEA reactor, outperforming the H-type reaction cell. Additionally, the study identified the optimal elemental ratio of Cu to Bi at 0.6 V to maximize the catalyst's activity [359].

In another breakthrough, a novel fast-reduction approach was employed to create a Cu-decorated porous Bi/Bi₂O₃ nanofoam, denoted as P-Cu-BiNF. The nanoparticles forming the 3D porous network architecture of P-Cu-BiNF are consistently sized at 15-20 nm. The inclusion of Cu into P-Cu-BiNF enhances CO₂R performance by controlling the morphology and local electronic state of Bi/Bi₂O₃. Remarkably, P-Cu-BiNF exhibits a CO₂-to-formate FE exceeding 90% across a wide potential range of 0.78 to 1.08 V, providing a high formate partial current density of 62.7 mA cm⁻² at 1.18 V while maintaining exceptional stability over time [360]. Additionally, another research has investigated nanosized Cu₂O three different carbon-based substrates, namely BG (positively charged), NG (negatively charged), and rGO (weakly negatively charged), for e-CO₂R with promising results. The use of these substrates led to an increase in the FE of C₂ products, with the FE_{C₂}/FE_{C₁} ratio ranging from 0.2 to 7.1, where rGO/Cu > BG/Cu > pure Cu > NG/Cu. Notably, under CO₂R conditions, the negatively charged NG stabilized Cu⁺ species, thereby improving CO* adsorption and enhancing C-C coupling for C₂ products. Consequently, at high current densities, the FE_{C₂+} was significantly increased to around 68% [361]. Moreover, It is proposed that introducing different functional groups to Cu based electrocatalysts (N-, G-, COOH, NH₂, and OH) can modify their selectivity and, in turn, their ability to adsorb crucial intermediates. Catalysts containing N and OH functional

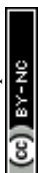


groups exhibit selectivities for C₁ products close to 90% during e-CO₂R catalysis [362].

Conclusively, support engineering approach is considered as an efficient approach for designing e-CO₂R catalysts. The overview of different materials designed by following this approach is given in table 18.

Table 18: This table explores how support engineering approaches influence electrocatalyst materials within the context of CO₂R. The table showcases a range of electrocatalyst materials that have been specifically created for CO₂R. Through examining the behavior product selectivity and efficiency of these materials valuable insights are gained

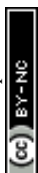
| N | Material | electrolyte | V | | ≈ FE % | | | | | | | | Ref. |
|----|---------------------------------------|--------------------------|--------|----------------|--------|-----------------|-------------------------------|-------------------|--|--------------------|----------------------------------|---|-------|
| | | | vs RHE | H ₂ | CO | CH ₄ | C ₂ H ₄ | HCOO ⁻ | C ₂ H ₅ ⁺ | CH ₃ OH | C ₂ H ₅ OH | C ₂ H ₃ O ₂ ⁻ | |
| 1 | Cu foam | | | 76 | 24 | -- | -- | -- | -- | -- | -- | -- | |
| 2 | Cu ₃ Se ₂ -CF | 0.1 M KHCO ₃ | -1.1 | 52 | 48 | -- | -- | -- | -- | -- | -- | -- | [345] |
| 3 | Cu ₃ Se ₂ -CF-1 | | | 33 | 67 | -- | -- | -- | -- | -- | -- | -- | [] |
| 4 | Cu ₃ Se ₂ -CF-2 | | | 65 | 35 | -- | -- | -- | -- | -- | -- | -- | -- |
| 5 | CuO-NGN | | | -- | -- | -- | -- | -- | -- | -- | 3 | -- | -- |
| 6 | CuZn ₁₀ -NGN | 0.1 M KHCO ₃ | -1.0 | -- | -- | -- | -- | -- | -- | -- | 7 | -- | [346] |
| 7 | CuZn ₂₀ -NGN | | | -- | -- | -- | -- | -- | -- | -- | 13 | -- | [] |
| 8 | CuZn ₃₀ -NGN | | | -- | -- | -- | -- | -- | -- | -- | 3 | -- | [] |
| 9 | CuZn ₄₀ -NGN | | | -- | -- | -- | -- | -- | -- | -- | 3 | -- | [] |
| 10 | Cu-0/NC | | | 65 | 3 | -- | 14 | -- | -- | -- | -- | -- | -- |
| 11 | Cu-5/NC | 0.1 M KHCO ₃ | -1.0 | 22 | 23 | 5 | 19 | -- | -- | -- | -- | -- | [347] |
| 12 | Cu-10/NC | | | 16 | 18 | 3 | 8 | -- | -- | -- | -- | -- | [] |
| 13 | Cu-15/NC | | | 38 | 20 | 1 | 7 | -- | -- | -- | -- | -- | [] |
| 14 | Cu-20/NC | | | 62 | 6 | 1 | 3 | -- | -- | -- | -- | -- | [] |
| 15 | Pure Cu samples | | | 25 | 7 | 1 | 17 | -- | -- | -- | -- | -- | -- |
| 16 | Cu5-PCC | 0.1 M KHCO ₃ | -1.0 | | 18 | | 2 | 27 | -- | -- | 6 | -- | [348] |
| 17 | Cu10-PCC | | | | 10 | | 5 | 23 | -- | -- | 6 | -- | [] |
| 18 | Cu15-PCC | | | | 22 | 2 | 12 | 26 | -- | -- | 16 | -- | [] |
| 19 | Cu20-PCC | | | | 15 | | 8 | 20 | -- | -- | 5 | -- | [] |
| 20 | CuS _x | | | | | -- | 32 | -- | -- | 15 | -- | -- | -- |
| 21 | Cu foam | | | 15 | 1 | 4 | 13 | -- | -- | -- | -- | [] | |
| 22 | Cu-P-Acrylamide | 0.1 M NaHCO ₃ | -0.96 | 15 | 2 | 2 | 27 | -- | -- | -- | -- | -- | [351] |
| 23 | Cu-P-Acrylic Acid | | | 16 | 1 | 3 | 17 | -- | -- | -- | -- | -- | [] |
| 24 | Cu-P-Allylamine | | | 30 | -- | 0.5 | -- | -- | -- | -- | -- | -- | -- |
| 25 | Bi-SnO/Cu Foam | 0.1 M KHCO ₃ | -1.6 | 10 | 2 | -- | -- | 87 | -- | -- | -- | -- | [352] |
| 26 | SnO/Cu Foam | | | 17 | 3 | -- | -- | 77 | -- | -- | -- | -- | [] |
| 27 | Cu Foam | | | 58 | 4 | -- | -- | 15 | -- | -- | -- | -- | [] |
| 28 | Electrodeposited Cu | | | 38 | 37 | 1 | 2 | -- | -- | -- | -- | -- | -- |
| 29 | 20 wt% Cu/VC | 0.1 M KHCO ₃ | -1.6 | 50 | 10 | 1 | 2 | -- | -- | -- | -- | -- | [364] |
| 30 | 40 wt% Cu/VC | | | 30 | 20 | 1 | 11 | -- | -- | -- | -- | -- | [] |
| 31 | 20 wt% Cu/SWNT | | | 40 | 18 | 1 | 17 | -- | -- | -- | -- | -- | [] |
| 32 | 50 wt% Cu/KB | | | 41 | 17 | 5 | 10 | -- | -- | -- | -- | -- | [] |
| 33 | Cu-NC 1:1 | | | -- | 10 | -- | -- | 43 | -- | -- | -- | -- | -- |
| 34 | Cu-NC 2:1 | 0.1 M KHCO ₃ | -1.0 | -- | 13 | -- | -- | 35 | -- | -- | -- | -- | [365] |
| 35 | Cu-NC 1:2 | | | -- | 13 | -- | -- | 42 | -- | -- | -- | -- | [] |



cluster stands out in the CO₂ conversion process. The introduction of defect-engineered graphene raises a robust interaction between the cluster and substrate, leading to enhanced catalytic performance. Crucially, the Cu₄S₂/SV catalyst excels in suppressing competing reactions such as HER, CO, and HCOOH generation, thereby exhibiting superior activity in producing CH₃OH at low potential [369]. In a related study, Zhang *et al.* investigated e-CO₂R, with a specific focus on the use of nano-defective Cu nanosheets as catalysts, aiming to enhance the production of ethylene efficiently. Remarkably, the results demonstrate that at a current density of approximately 60 mA cm⁻², the ethylene FE can be significantly increased to an impressive 83.2% when employing these nano-defective Cu nanosheets as catalysts. The key role played by these nano-defects involves providing highly concentrated atomic defects that enrich reaction intermediates while limiting OH⁻ availability. This dual effect facilitates C-C coupling reactions and ultimately enhances ethylene production [24].

Simultaneously, another study has successfully synthesized and dispersed CeO₂ nanotubes with diameters ranging from 100 to 300 nm and 30 to 50 nm. Importantly, these nanotubes maintain their morphology even after being loaded with Cu and Ni. The interaction between these metals leads to enhanced dispersion and reducibility within the bimetallic Cu-Ni system, effectively reducing the activation barrier for CO adsorption and promoting hydrogenation to CH₃OH. Notably, robust Cu-Ni alloy-CeO₂ interactions further increase the reducibility of surface CeO₂, facilitating the transition from Ce⁴⁺ to Ce³⁺ [370]. In another significant development, Zhou *et al.* have conducted hydrothermal synthesis to create catalysts based on MoS₂ with varying levels of Cu doping. The incorporation of metallic Cu into the catalyst resulted in improved crystallinity, layer thickness, and an increased number of sulfur vacancies. Notably, the 5% Cu-MoS₂ catalyst exhibited CH₃OH production that was 2.27 times higher than that of the pure catalyst, indicating its superior efficiency in converting CO₂ to methanol [371]. Furthermore, La₂CuO₄ perovskite catalyst was also designed for e-CO₂R, leading to the generation of CH₄. At -1.4 V vs. RHE, this catalyst achieved a partial current density of 117 mA cm⁻² for CH₄ production, with a high FE of 56.3%. Interestingly, during cathodic CO₂ methanation, the perovskite structure evolves simultaneously with the formation of a Cu/La₂CuO₄ heterostructure [372].

Additionally, Deng *et al.* have explored the e-CO₂R to formate using a sulfur-doped copper catalyst. Sulfur dopants were found to play a crucial role in enhancing the AC-CuS_x catalyst's ability to selectively produce formate. The presence of sulfur on the copper surface altered the adsorption strengths of adsorbed HCOO*, resulting in increased formate synthesis and reduced



*COOH generation, which is an intermediate in the pathway to CO production. [373] In another significant development, Wang *et al.* have successfully created a Cu-doped CeO₂ electrocatalyst for the selective CO₂R to CH₄. The strong interaction between CeO₂ and Cu results in the formation of single-atomic-distributed Cu species, which in turn enriches numerous OV in close proximity to one another (Figure 34). This atomic dispersion of electrocatalytic Cu sites, coupled with the surrounding OVs and the cooperative effect from the CeO₂ framework, accounts for the exceptional efficiency of this catalytic site in converting CO₂ molecules into CH₄ [374].

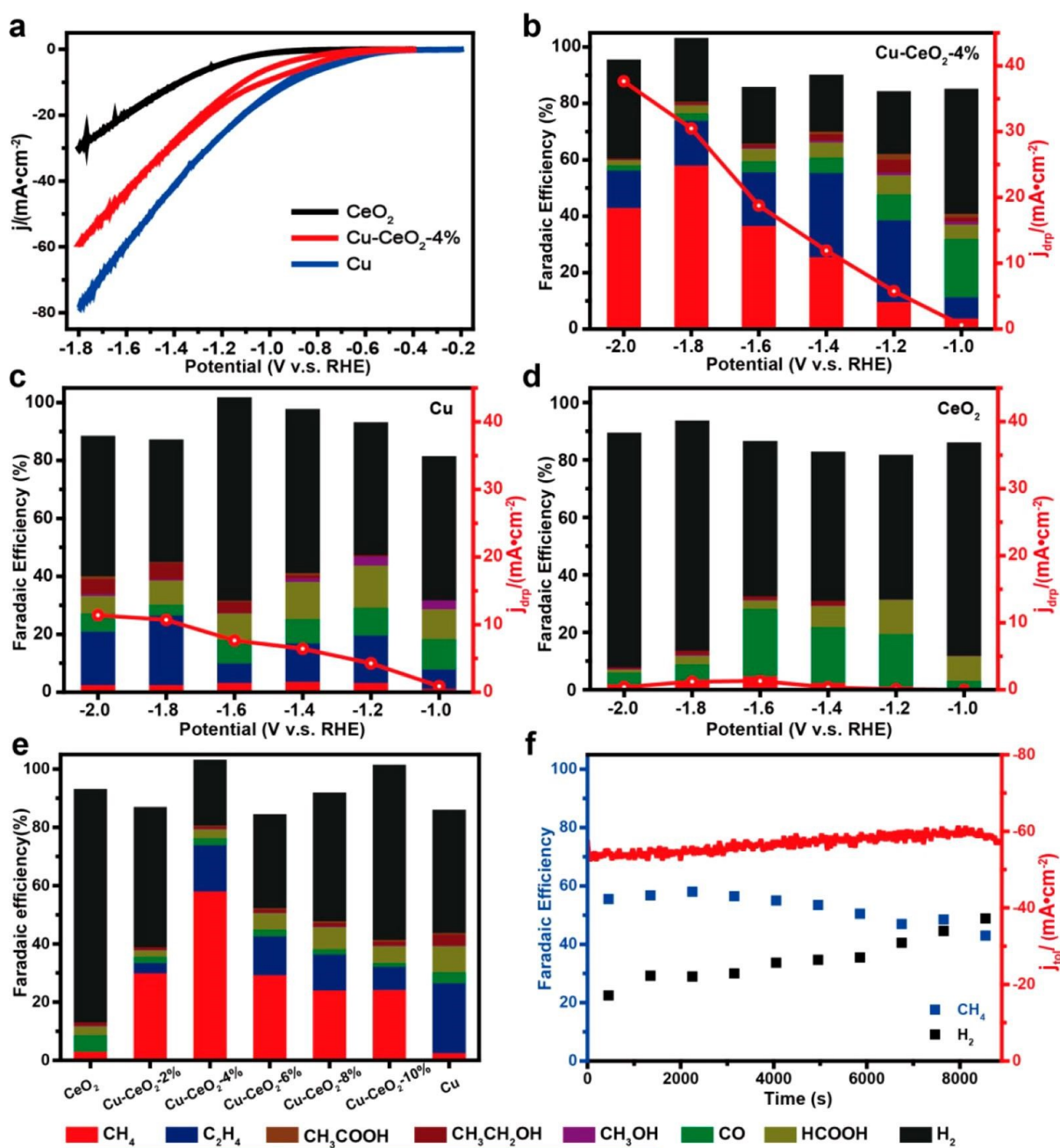


Figure 34: Performances of e-CO₂R. CV curves for Cu-CeO₂, CeO₂, and Cu (a). FE (bars, left y-axis) and j_{arp} (red curves, right y-axis) of Cu-CeO₂-4% (b), pure Cu (c), and undoped CeO₂ (d) at different overpotentials. The first five goods in the legends at the bottom, which were marked with a red line, were the deep reduction products. A comparison of the FE of samples with different amounts of Cu doping (e). On the left side of the y-axis, the squares show how stable FE_{CH_4} (blue) and FE_{H_2} (black) (f). Total current density (j_{total}) of Cu-CeO₂-4% at 1.8 V is shown by the red arcs on the right side of the y-axis. Reproduced with permission from Ref. [374] Copyright 2018, American Chemical Society.

In the quest for more efficient catalysts for CO₂R, Yang *et al.* have explored the synthesis of a (Cu, N) co-doped SnO₂ material through hydrothermal synthesis and calcination (Figure 35). This doping strategy significantly improved the catalyst's activity, selectivity, and long-term stability. Notably, the catalyst achieved its highest catalytic activity, reaching 54.97%, when co-doped with 7% Cu and N. Furthermore, this doping strategy reduced the material's band gap from 1.058 eV (pure SnO₂) to 0.518 eV (7% doped SnO_x), enhancing its ability to absorb visible light [375].

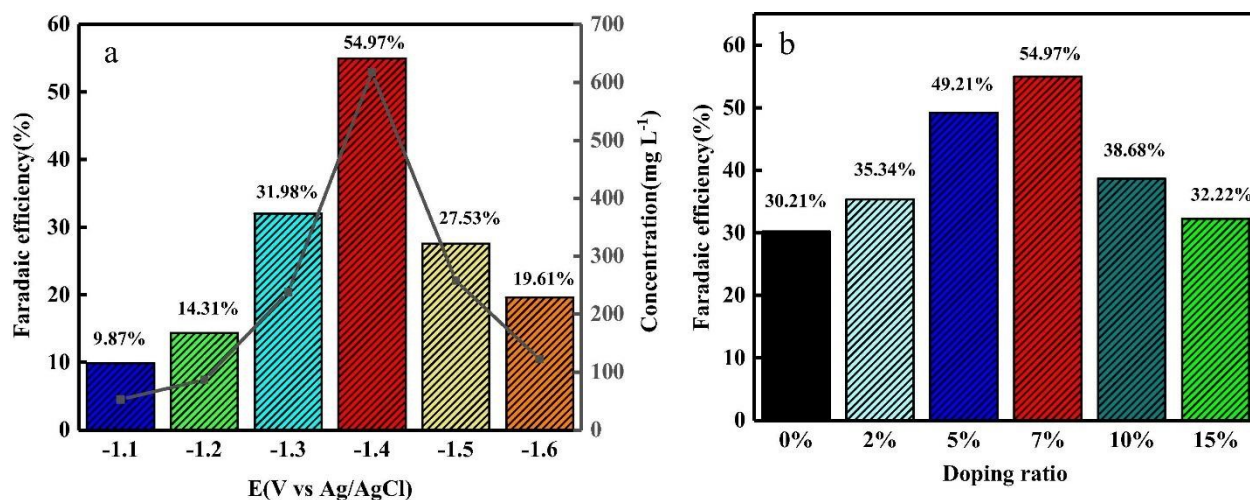


Figure 35: The FE of CO₂ reduction to formate was investigated using a carbon paper electrode loaded with 7%-(Cu, N)-SnO_x at various potentials (a). The Faradaic efficiency of CO₂R to formate was studied using different electrodes with varying amounts of (Cu, N) doping at a potential of -1.4 V, with an electrolysis time of 1 hour. Reproduced with permission from Ref. [375] Copyright 2020, Elsevier.

Zhang *et al.* have developed copper nanowires with a high density of flaws for e-CO₂R to C₂H₄. These nanowires exhibit a broad potential window for C₂H₄ synthesis and a high selectivity for



C₂ products [376]. In a related study, Wu *et al.* have inserted point defects and planar defects into the Cu substrate. These defects are then used to successfully construct a highly diluted SnCu polycrystal. The electrical effect is optimized through the combined use of Sn doping and grain boundaries, which prevent H₂ evolution and encourage CO₂ hydrogenation [377]. In another research endeavor, density functional theory calculations were employed to examine CO₂R over three defective facets in Cu₂O. OVs were found to significantly reduce the activation barrier for C-O bond breakage, from 3.2 to approximately 1 eV. Furthermore, when Cu₂O is combined with plasmonic metals, the remaining barrier is further reduced or even eliminated under plasmon-excited states [378]. Furthermore, Wang *et al.* reveals a method for producing binder-free, OVs-rich Cu/CuO_x in-plane heterostructured nanosheet arrays (Cu/CuO_x/CF) using Cu foam as a support. The nanosheet morphology plays a crucial role during electrocatalysis by promoting efficient mass and charge transfer through the exposure of active sites. The electronic structure of these active sites is modified through the synergistic effects of in-plane heterojunctions and OVs, influencing adsorption characteristics and preventing the formation of byproducts [379].

Moreover, Zhang *et al.* have developed a CuPc/DG composite for the e-CO₂R into formic acid. The presence of defective graphene in the composite plays a significant role in altering the electronic structure of Cu active centers through π -stacking interactions. The composite exhibits a partial current density of 5.28 mA cm⁻² for HCOOH production, a remarkable FE of 44.6% at 0.78 V vs RHE for CO₂RR to HCOOH, and exceptional stability, maintaining its performance for at least 20 hours of continuous reaction [380]. Furthermore, in the pursuit of methane generation at single-atomic Cu active sites, Patra *et al.* have successfully developed a Cu/ceria catalyst with excellent selectivity. It was found that high selectivity during CO₂RR is regulated by the calcination temperature due to the increased concentration of OVs on the catalyst surface. Additionally, it was observed that a higher alkaline pH creates more active sites for hydrogen evolution, supporting the hypothesis that pH plays a crucial role in regulating surface termination [381]. In a related study, the importance of the Zr-O-Cu interface for CO₂R was highlighted. This study utilized Cu nanoparticles for CO₂R reduction on a UiO-66 MOF with missing-linker defects. The research revealed that the presence and quantity of linker defects significantly influence the kinetics, efficiency, and side-product production in CO₂R. An optimal range of five to seven missing linkers per unit cell was identified, striking a balance between steric effects and binding at the Zr node [382]. The crystalline or morphological defects engineering strategies has been adopted as described earlier and a number of designed

View Article Online
DOI: 10.1039/D4MA00321G

Materials Advances Accepted Manuscript



electrocatalysts are summarized in table 19. Defect engineering can focus on both crystalline and morphological aspects. The strategies have been stated before. Table 19 contains several designed electrocatalysts.

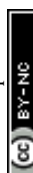
View Article Online
DOI: 10.1039/D4MA00321G

Table 19: The key target is now to study how defects engineering can modify the properties of catalysts to a high precision. The table analyses the properties sanely, foregrounding what role defects play in addressing sustainable energy challenges.

| N | Material | electrolyte | V | | ≈ FE % | | | | | | | | Ref. |
|----|----------------------------------|-------------------------|--|----------------|--------|-----------------|-------------------------------|-------------------|--|--------------------|----------------------------------|---|-------|
| | | | vs RHE | H ₂ | CO | CH ₄ | C ₂ H ₄ | HCOO ⁻ | C ₂ H ₅ ⁺ | CH ₃ OH | C ₂ H ₅ OH | C ₂ H ₃ O ₂ ⁻ | |
| 1 | n-CuNS | 0.1 M KHCO ₃ | -1.0 | 27 | -- | -- | 73 | -- | -- | -- | -- | -- | [24] |
| 2 | OD-Cu | 0.1 M KHCO ₃ | -0.9 5 V | 37.4 | 1.17 | 1.3 | 30.5 | 6.4 | -- | -- | 12.5 | -- | [383] |
| 3 | La ₂ CuO ₄ | 0.1 M KHCO ₃ | -1.4 | -- | -- | 50 | -- | -- | -- | -- | -- | -- | [372] |
| 4 | Cu bare | | -2.54 mAc ^m ₂ | 70.1 | -- | 7.1 | 4.4 | -- | -- | -- | -- | -- | |
| 5 | AC-CuS _x | 0.1 M KHCO ₃ | -7.4 9 mAc ^m ₂ | 88.4 | -- | 1.6 | 1.6 | 0.2 | -- | -- | -- | -- | [373] |
| 6 | DS-CuS _x | | -10. 45 | 90.9 | -- | 0.4 | 2.5 | -- | -- | -- | -- | -- | |
| 7 | 0%-(Cu, N)-SnO _x | | | -- | -- | -- | -- | 30.21 | -- | -- | -- | -- | |
| 8 | 2%-(Cu, N)-SnO _x | | | -- | -- | -- | -- | 35.34 | -- | -- | -- | -- | |
| 9 | 5%-(Cu, N)-SnO _x | | -1.4 | -- | -- | -- | -- | 49.21 | -- | -- | -- | -- | [375] |
| 10 | 7%-(Cu, N)-SnO _x | 0.1 M KHCO ₃ | vs Ag/AgCl | -- | -- | -- | -- | 54.97 | -- | -- | -- | -- | [] |
| 11 | 10%-(Cu, N)-SnO _x | | | -- | -- | -- | -- | 38.68 | -- | -- | -- | -- | |
| 12 | 15%-(Cu, N)-SnO _x | | | -- | -- | -- | -- | 32.22 | -- | -- | -- | -- | |
| 13 | 10h-CuNWs | | | -- | -- | -- | 55 | -- | -- | -- | -- | -- | |
| 14 | 15h-CuNWs | | | -- | -- | -- | 58 | -- | -- | -- | -- | -- | [376] |
| 15 | 20h-CuNWs | 1 M KOH | -1.0 | -- | -- | -- | 38 | -- | -- | -- | -- | -- | [] |
| 16 | 25h-CuNWs | | | -- | -- | -- | 47 | -- | -- | -- | -- | -- | |
| 17 | Cu | | | 78 | 23 | -- | -- | -- | -- | -- | -- | -- | |
| 18 | SnCu | 2.5 M KOH | -0.9 | 63 | 37 | | 5 | -- | -- | -- | -- | -- | [377] |
| 19 | pc-SnCu | | | 20 | 30 | 11 | 45 | -- | -- | -- | -- | -- | |
| 20 | 0%-Cu/CeO ₂ | | | 85 | 2 | -- | -- | -- | -- | -- | -- | -- | |
| 21 | 0.5%-Cu/CeO ₂ | | | 48 | 4 | 32 | 3 | -- | -- | -- | -- | -- | |
| 22 | 1%-Cu/CeO ₂ | 1 M KOH | -0.89 | 43 | 2 | 42 | 2 | -- | -- | -- | -- | -- | [381] |
| 23 | 1.6%-Cu/CeO ₂ | | | 50 | 5 | 25 | 4 | -- | -- | -- | -- | -- | [] |
| 24 | 2.3%-Cu/CeO ₂ | | | 65 | 3 | 8 | 10 | -- | -- | -- | -- | -- | |

6.16. Metal Organic Frameworks (MOF) Derived Approach

MOF based method to design e-CO₂R catalysts is important because researchers can use it to design more environmentally friendly products. What's interesting about MOFs is they provide a platform that can be easily adjusted to meet the demands of catalyst development. There are



lots of MOFs which consist of metal ions bound to ligands, differing in qualitative properties from each other because of their unique structures. By choosing appropriate metal ions and ligands researchers can prepare MOFs that are able to be used as catalytic materials. The method which is advocated here has control over the composition, structure and surface properties of the catalyst. Many ways can be used for us to apply the MOF derived approach in the design of CO₂RR catalysts. One method widely used is that MOFs are thermo chemically decomposed by calcination in a controlled atmosphere, hence forming carbon-related materials which have definite structure and active site. In situations MOFs can serve as templates, for depositing metal nanoparticles or individual atoms. This enables the development of catalysts that exhibit improved properties. The approach derived from MOFs offers a foundation for designing CO₂RR catalysts. By leveraging the characteristics of these materials, we can tackle the urgent issues related to carbon capture and conversion while fostering a sustainable and environmentally friendly future, with reduced carbon emissions.

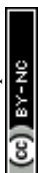
Zhao *et al.* offers a strategy by using a Cu-based MOF (HKUST-1) and created oxide-derived Cu/carbon (OD Cu/C) catalysts. At -0.1 to -0.7 V vs RHE, the resultant materials exhibited a total FE of 45.2%-71.2%, demonstrating highly selective CO₂R to alcohol molecules. Ethanol and methanol yields were optimized to 3.7-13.4 mg L⁻¹h⁻¹ and 5.1-12.4 mg L⁻¹h⁻¹, respectively. Near -0.1 V, or 190 mV overpotential, C₂H₅OH production began to occur [384]. In another work, Cu₃(BTC)₂ (Cu-MOF) is incorporated into carbon paper-based GDEs as a CO₂ capture agent. This incorporation results in higher FEs of CH₄ on GDEs with Cu-MOF weight ratios, greatly improving the conversion efficiency and product selectivity of CO₂ electroreduction [385]. In a related field, Ma *et al.* designed CTF-B constrained Cu catalysts with an impressive maximum FE of 81.3% for CO₂R. Their investigations revealed the dynamic development of Cu-ACs, active sites for CO₂RR, in response to potential, as demonstrated through in vivo XAFS investigations [386]. In a complementary study, Kim *et al.* successfully controlled the shape of Cu-MOFs into nanoparticles with diameters of 80 nm using a seed-mediated solvothermal polyol method. During more than 10 hours of e-CO₂RR under neutral conditions, the MOF-based copper catalysts exhibited maximum selectivity towards ethylene and C₂₊ products. By employing a GDE technique, they maintained high FE and generated a high partial geometric current density toward C₂₊ products in alkaline circumstances [387].

In a related investigation, a thin film of organic additives like N-toylpyridinium can effectively restrict H⁺ mass passage to the electrode without impeding CO₂ transit. This strategic



modification leads to improved production of C_{2+} products and a reduction in the competitive HER. Modified copper electrodes enhance selective CO_2R to C_{2+} products, even in very acidic electrolytes and at low alkali cation concentrations and operating current densities [388]. In a separate investigation, another study explores the effectiveness of electrolysis at a constant potential in six different electrolytes ($KHCO_3/H_2O$, TBAB/DMF, KBr/CH_3OH , CH_3COOK/CH_3OH , TBAB/ CH_3OH , and TBAP/ CH_3OH) for the CO_2R . Notably, $KHCO_3/H_2O$ and TBAB/ CH_3OH showed a lower onset potential. Across all electrolytes, the primary product generated was HCOOH, although with varying maximum formic acid concentrations. Interestingly, when using a 0.1 M TBAB/DMF electrolyte, the synthesized MOF material exhibited a high efficiency of 58% in forming both HCOOH and CH_3COOH products [389]. Furthermore, through a novel approach of carbonizing Cu-btc at steady temperatures, a new catalyst ($Cu_2O/Cu@NC-800$) was developed. Carbonizing the catalyst at 800 °C significantly increased its activity and selectivity toward formate production. The formation of low-index facets and the uniform distribution of metallic nanoparticles within N-doped carbon frameworks played a key role in enhancing the catalyst's activity. The increased nitrogen content in the Cu_2O lattice lowered the binding energy of $*OCHO$, facilitating easier formate synthesis via the $*OCHO$ pathway [390].

In a related context, another research focused on regulating the structural evolution of porous materials during e- CO_2RR to develop new electrocatalysts. To promote the coupling of C radical intermediates for the creation of C_{2+} products, TCNQ was introduced as a second electron acceptor to expedite the reduction of Cu(II) sites to Cu(I) species. The resulting TCNQ@CuMOP-p/CP catalyst exhibited a high selectivity of 68% for C_{2+} products at a total current density of 268 mA cm^{-2} and 2.27 V vs. RHE, making it competitive with the best Cu(II)-MOF-derived catalysts for CO_2RR [391]. Furthermore, Cheng *et al.* revealed that the e- CO_2RR performance of Cu catalysts derived from MOFs is greatly influenced by the amount and types of nitrogen present in the carbon shell. The remarkable selectivity for the production of ethylene and ethanol can be attributed to the high pyrrolic-N and Cu-N doping in the carbon support, which provides numerous CO_2 adsorption sites and facilitates carbon-carbon coupling processes. However, an abundance of graphitic-N and oxidized-N atoms can lead to severe competition from the HER. Therefore, enhancing the synergy between Cu and the nitrogen-doped carbon support requires modifications to the N structure [392].



In related research, the synthesis of a single-atom copper catalyst based on MOFs via plasma activation was described by Wei *et al.* The plasma bombardment increases low-coordinated copper sites and creates OV_s, while also forming a hierarchically porous structure that effectively adsorbs reactant molecules. This unique combination of features greatly enhances e-CO₂R activity, resulting in a maximum FE of 75.3%. Products with carbon content achieve a total FE of 96.5 % [393]. Furthermore, the research reveals that homemade e-CO₂R reactors can be constructed using CuIn-MOF series catalysts coated on carbon paper. These catalysts have low over-potentials, large current densities, and selective activity toward CO and formic acid. The stability can be enhanced by adjusting the relative molar ratio of Cu/In, which results in a current density between 20.1 and 88.4 mA cm⁻². Cu₁In₁-MOF-SO₄ exhibits the highest e-CO₂R activity, while Cu₁In₃-MOF-NO₃ and Cu₁In₃-MOF-SO₄ have the highest FE_{CO} and FE_{HCOO⁻} values [394]. In another study, MOF-derived In-Cu bimetallic oxides were used in a 0.5 M KHCO₃ aqueous solution for the e-CO₂R to CO. With a total current density of 11.2 mA cm⁻² and a FE of 92.1%, InCuO-0.92 was found to be a very effective and stable catalyst. The improved performance was traced back to the synergistic impact between In and Cu oxides, the increased electrochemical surface area, the greater CO₂ adsorption, the lower charge transfer resistance, and the porous mass diffusion structure [395]. Furthermore, through in-situ modification of MWCNTs, a novel BiCu bimetallic organic framework composite catalyst, SU-101-Cu@2.5C, was effectively developed and synthesized (Figure 36). The catalyst's efficiency in converting e-CO₂R to formate was investigated. The combination of BMOFs and MWCNTs created a synergistic effect that facilitated electron transport, ultimately enabling efficient e-CO₂R to formate [396].

View Article Online
DOI: 10.1039/D4MA00321G



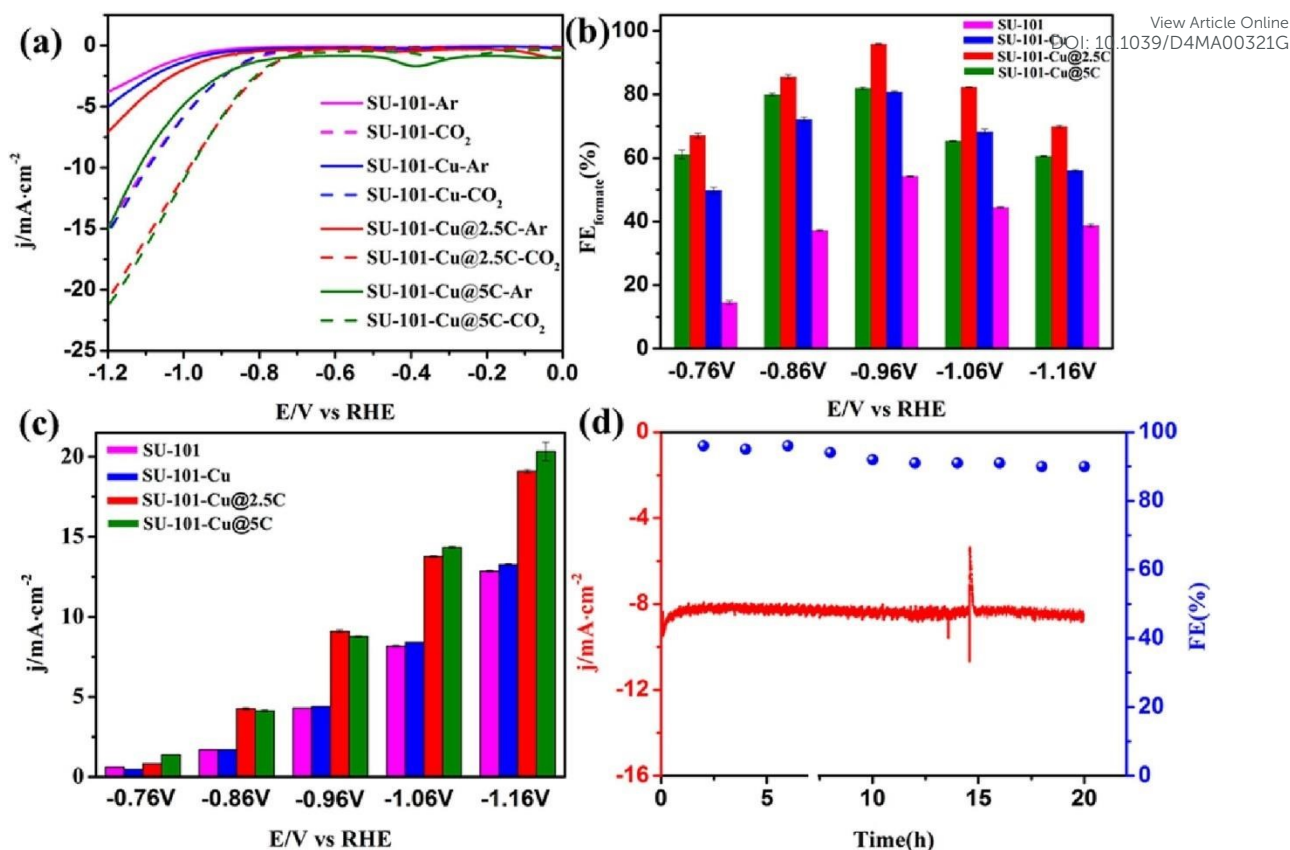


Figure 36: The electrocatalytic performance of SU-101, SU-101-Cu, and SU-101-Cu@xC was evaluated through LSV measurements in CO₂ and Ar atmospheres (a). The measurements included different applied potentials, FE_{formate} (b), and current density (c). The SU-101-Cu@2.5C was tested for long-term durability at a voltage of -0.96 V vs RHE for a duration of 20 hours (d). Reproduced with permission from Ref. [396] Copyright 2023, Elsevier.

Additionally, Cu-MOF808 was pyrolyzed to produce Cu@ZrO₂ with a hollow structure. This transformation allowed for the control of the porosity structure and metal-support interaction through varying pyrolysis temperatures. Notably, the numerous Cu-ZrO₂ interfaces created during proper calcination were instrumental in facilitating the hydrogenation of CO₂ to methanol. CO₂ primarily found absorption and activation sites at the fundamental locations of Cu-ZrO₂ interfaces, underscoring the significance of the Cu⁺/Cu⁰ ratio. Among these catalysts, CM-300 at 220 °C demonstrated the most remarkable efficacy for converting CO₂ into methanol, boasting a 5% conversion rate and an 85% selectivity for methanol [397]. Furthermore, electrocatalytic stability and performance in hydrocarbon synthesis can be substantially enhanced by post-synthetic alterations of copper-based MOFs. This improvement involves converting free COOH/-OH groups into amide/amine groups. The modified MOFs



exhibit high electrocatalytic performance (total FE = 81%, with $FE_{C_1} = 62\%$ and $FE_{C_2} = 19\%$) and remarkable stability [398].

Moreover, Liu *et al.* have developed Cu-N coordinated MOFs for selective C_2H_4 production, and in situ electrochemical reconstruction was employed to construct highly active Cu/Cu₂O nanoclusters. The FE for C_2H_4 production, measured by partial current density at 1.03 V vs RHE in the CO₂RR, reached $70.2 \pm 1.7\%$ [399]. In addition, Parambath *et al.* have utilized a Cu-based MOF, namely HKUST-1. Remarkably, these materials exhibited high selectivity in CO₂R to alcohol molecules, with total FE ranging from 45.2% to 71.2% at potentials between -0.1 and -0.7 V vs RHE. Ethanol and methanol yields were optimized to 3.7-13.4 mg L⁻¹ h⁻¹ and 5.1-12.4 mg L⁻¹ h⁻¹, respectively. The overpotential for CO₂ reduction, as indicated by the onset potential for C₂H₅OH production, was modest and close to -0.1 V [400]. Table 20 showcased different MOF designed for e-CO₂R to yield valuable products.

Table 20: The table presents an overview of electrocatalyst materials that have been developed using strategies derived from MOF for CO₂R. This overview focuses on comprehensively examining the characteristics of MOF and its influence on the resulting products.

| N | Material | electrolyte | V vs RHE | ≈ FE % | | | | | | | | | Ref. | |
|----|-----------------------------|---|----------|----------------|------|-----------------|-------------------------------|-------------------|--|--------------------|----------------------------------|---|-------|-------|
| | | | | H ₂ | CO | CH ₄ | C ₂ H ₄ | HCOO ⁻ | C ₂ H ₅ ⁺ | CH ₃ OH | C ₂ H ₅ OH | C ₂ H ₃ O ₂ ⁻ | | |
| 1 | OD Cu/C-1000 | 0.1 M KHCO ₃ | -0.7 | -- | -- | -- | -- | 9 | -- | 15 | 33 | -- | [384] | |
| 2 | Cu/C1000 | | | -- | -- | -- | -- | 16 | -- | 4 | 12 | -- | [385] | |
| 3 | Cu-MOF-10 % | 0.5 M NaHCO ₃ | -1.8 | 47 | -- | 11 | 16 | -- | -- | -- | -- | -- | [401] | |
| 4 | NNU-50 | -- | -1.1 | -- | -- | 66 | -- | -- | -- | -- | -- | -- | [402] | |
| 5 | Cu ₆ MePz | | | -- | -- | 22 | -- | -- | -- | -- | -- | -- | -- | [403] |
| 6 | n-MDC-225 | 1.0 M KOH | -1.01 | 45.9 | 7.3 | 9.8 | 29.6 | 5.8 | -- | -- | 5.2 | -- | [404] | |
| 7 | n-MDC-250 | | | 13.4 | 2.3 | 1.9 | 63.1 | 3.2 | -- | -- | 12.5 | 1.2 | [405] | |
| 8 | n-MDC-300 | | | 22.2 | 5.0 | 0.5 | 52.6 | 9.6 | -- | -- | 2.0 | 7.7 | [406] | |
| 9 | m-MDC-250 | | | 36.0 | 10.4 | 3.3 | 34.7 | 11.7 | -- | -- | 5.6 | -- | [407] | |
| 10 | m-MDC-265 | | | 27.7 | 2.7 | 1.4 | 48.3 | 5.9 | -- | -- | 11.6 | 0.1 | [408] | |
| 11 | m-MDC-300 | | | 27.8 | 7.7 | 0.7 | 25.1 | 24.6 | -- | -- | 7.9 | 6.0 | [409] | |
| 12 | Cu | H ₃ PO ₄ /KH ₂ PO ₄ , [K ⁺] = 0.1 M | -1.2 | 95 | 0.14 | -- | -- | 1 | -- | -- | -- | -- | [410] | |
| 13 | Cu / 10 mM tolyl-pyr | | 9 | -1.4 | 23.7 | 0.7 | 1.9 | 24.3 | 3.4 | -- | -- | 23.8 | -- | [411] |
| 14 | Cu ₂ O/Cu@NC-700 | 0.1 M KHCO ₃ | -0.88 | -- | -- | -- | -- | 28 | -- | -- | -- | -- | [412] | |
| 15 | Cu ₂ O/Cu@NC-800 | | | -- | -- | -- | -- | 42 | -- | -- | -- | -- | -- | [413] |
| 16 | Cu ₂ O/Cu@NC-900 | | | Ag/AgCl | -- | -- | -- | -- | 20 | -- | -- | -- | -- | -- |



| | | | | | | | | | | | | |
|----|---|-------------------------|-------|----|----|----|----|----|----|----|----|------|
| 17 | TCNQ@CuMOP-p/CP | | -- | 18 | 1 | 15 | 10 | -- | -- | 6 | -- | |
| 18 | HKUST-1-p/CP | | -- | 20 | | 10 | 5 | -- | -- | 7 | -- | [404 |
| 19 | TCNQ@HKUST-1-p/CP | 1.0 M KOH | -1.07 | -- | 25 | 15 | 8 | -- | -- | 6 | -- |] |
| 20 | CuMOP-p/CP | | -- | 18 | 1 | 12 | 8 | -- | -- | 5 | -- | |
| 21 | PA-CuDBC-1 | | 15 | 15 | 60 | 10 | -- | -- | -- | -- | -- | |
| 22 | CuDBC | 0.5 M KHCO ₃ | -1.0 | 43 | 42 | -- | 1 | -- | -- | -- | -- | [405 |
| 23 | PA-CuDBC-2 | | 30 | 30 | 30 | 10 | -- | -- | -- | -- | -- |] |
| 24 | CuIn-MOF-SO4 | | -- | 50 | -- | -- | -- | -- | -- | -- | -- | |
| 25 | CuIn-MOF-NO ₃ (Cu/ In molar ratio ¼ 1:3) | 0.5 M KHCO ₃ | 1.06 | -- | 38 | -- | -- | -- | -- | -- | -- | [406 |
| 26 | In ₂ O ₂ | | -- | 10 | -- | -- | -- | -- | -- | -- | -- |] |
| 27 | InCuO-0.15 | | -- | 30 | -- | -- | -- | -- | -- | -- | -- | |
| 28 | InCuO-0.37 | 0.5 M KHCO ₃ | -1.0 | -- | 50 | -- | -- | -- | -- | -- | -- | [407 |
| 29 | InCuO-0.55 | | -- | 70 | -- | -- | -- | -- | -- | -- | -- |] |
| 30 | InCuO-0.72 | | -- | 83 | -- | -- | -- | -- | -- | -- | -- | |
| 31 | InCuO-0.92 | | -- | 91 | -- | -- | -- | -- | -- | -- | -- | |
| 32 | SU-101-Cu@5C | | 28 | 2 | -- | -- | 65 | -- | -- | -- | -- | |
| 33 | SU-101-Cu@2.5C | 0.5 M KHCO ₃ | -1.06 | 5 | 2 | -- | -- | 82 | -- | -- | -- | [396 |
| 34 | SU-101-Cu | | 15 | 10 | -- | -- | 70 | -- | -- | -- | -- |] |
| 35 | SU-101 | | 43 | 7 | -- | -- | 45 | -- | -- | -- | -- | |

6.17 Alkaline Metal Cations and Halide Anions on Cu Electrocatalysts

The modification of Cu electrocatalysts through the adsorption of alkaline metal cations and halide anions has shown significant impact on the e-CO₂RR. This section explores the mechanisms and outcomes of such modifications. Alkaline metal cations, such as Li⁺, Na⁺, K⁺, and Cs⁺, play a crucial role in CO₂RR. These cations interact with the electric double layer at the catalyst surface, affecting the local electric field and the binding strength of reaction intermediates. The size and hydration energy of these cations influence their specific adsorption properties, which in turn modify the catalytic activity and selectivity [408]. Smaller cations like Li⁺ have higher charge densities and stronger hydration energies, leading to different adsorption behaviors compared to larger cations like Cs⁺ [409]. These differences impact the stabilization of key intermediates such as CO₂•⁻ and *CO. Adsorbed cations can alter the local electric field at the catalyst surface, influencing the electron transfer kinetics. For example, larger cations may create a more diffuse electric field, which could enhance the formation of multi-carbon products by stabilizing the required intermediates [410].

Halide ions on copper surfaces play a crucial role in e-CO₂RR by weakening the C-O bonds of CO₂, lowering hydrogenation potential barriers. Understanding halide modified copper electrocatalysts (Cu-X) can help design efficient Cu-X electrocatalysts for e-CO₂RR. Factors influencing catalytic performance include morphology, oxidation state, and electrolyte pH/composition [411]. Halide anions, including Cl⁻, Br⁻, and I⁻, adsorb on the Cu surface and



modify the catalytic properties through electronic and geometric effects. Yuan et al. have presented a method to immobilize Cu-based catalysts during the e-CO₂RR, revealing the fundamental mechanism of specific adsorption of halide ions. The method involves pre-reduction in aqueous KX electrolytes and e-CO₂RR using non-buffered K₂SO₄. In situ spectroscopy shows that specific adsorption enhances the adsorption of *CO intermediates, achieving a high selectivity of 84.5% for C₂₊ products [412]. Zhang and co have investigated the impact of alkali metal cations and anions on the current density and product selectivity of e-CO₂RR into HCOOH on a SnO₂/carbon paper electrode. Results showed that cations promote current density and faradaic efficiencies, while anions decrease current density and FEs for HCOOH formation [413]. The current density and FE_{HCOOH} were found to be in the order of Li⁺, Na⁺, K⁺, Cs⁺, and Rb⁺. The cation species' effect is attributed to the change in surface charge density influenced by the radius of hydrated cations and the pH values determined by the small number of bare cations. The anions' promotion of current density was found to be in the order of NaHCO₃ < NaCl < NaBr < NaI and KHCO₃ < KCl ≈ KI < KBr, and the effect on FE_{HCOOH} was in the order of HCO₃⁻ < Cl⁻ < Br⁻ < I⁻. The influence of anions on ER_{CO₂} to HCOOH is mainly due to changes in CO₂, H⁺, and OH⁻ transport, as well as anions' adsorption (Figure 37).

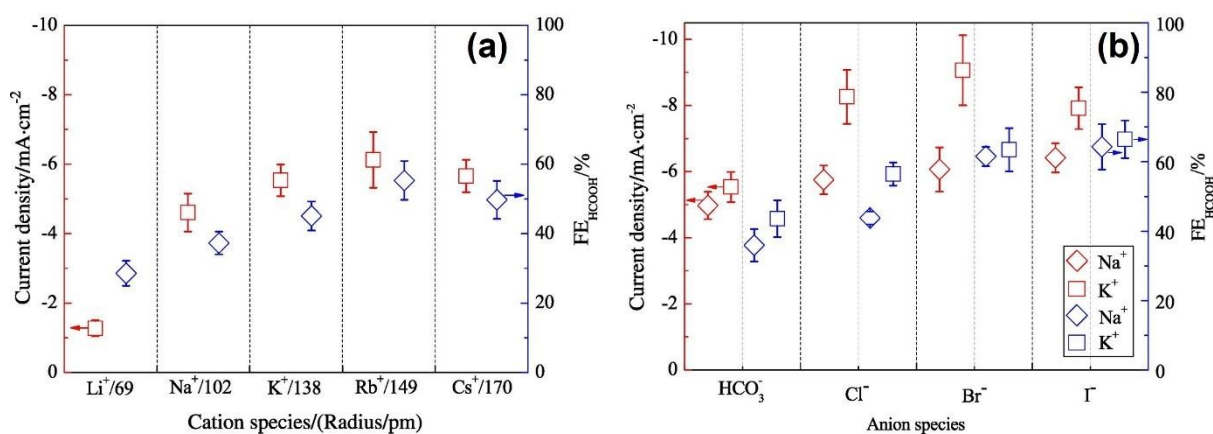


Figure 37: Current density and FE_{HCOOH} as functions of electrolyte type and the cation size, measured using an SnO₂/C electrode at -1.4 V in (a) 0.1 molL^{-1} MHCO₃ ($M = \text{Li}^+, \text{Na}^+, \text{K}^+, \text{Rb}^+, \text{Cs}^+$) and NaX and KX ($X = \text{HCO}_3^-, \text{Cl}^-, \text{Br}^-$ and I^-), respectively. Reproduced with permission from Ref. [413] Copyright 2020, Elsevier.



7. Summary

In the process of developing technology to fight climate change, e-CO₂R copper-based catalysts can be rationally designed, offering hope for the future of this method. Among engineering strategies, the single crystal and atom approach is a standout technique. This innovative technique involves dispersing individual copper atoms onto a support material resulting in efficiency and selectivity for CO₂R. By distributing metal atoms scientists can minimize the use of scarce metals while maximizing catalytic activity. Control over sites and this approach are appropriate to address challenges, and offer opportunities for efficiency and selectivity.

Another important strategy in designing copper-based catalysts is oxidation state engineering. In designing copper-based catalysts, another important possibility is oxidation state manipulation. The structure of the catalyst allows for optimization of e-CO₂R, through tailoring. Balance between activity and selectivity is achieved by this approach. Utilizing alloys is also a robust strategy for designing copper-based catalysts. Copper and metals are strategically combined here. With customized properties, these alloys have been adapted. Compound alloys further take this concept by introducing elements into the alloys that not only increase its strength but make it more accurate. In catalyst design, these strategies allow for fine tuning of activity and selectivity.

The methods of composite engineering involve the addition of copper-based catalysts to other functional materials in order to increase their stability and activity. Typically, these composites are made up of copper nanoparticles incorporated in a supportive matrix that gives them improved performance. Another way is to add other metals to the structure of copper-based catalysts, to produce changes in their properties and catalytic behavior. This approach may result in high activities and selectivity but sustainability as well as cost are among its drawbacks. On the hand nonmetal doping offers an approach to modify the properties of Cu catalysts by introducing nonmetal elements into their structure. This allows researchers to tailor their properties and reactivity for optimized CO₂R efficiency and selectivity. Surface anchoring focuses on attaching metal nanoparticles to support materials preventing agglomeration and enhancing stability.

Molecular surface functionalization involves modifying the surface of the catalyst with molecules to enhance CO₂ adsorption and reactivity. This strategy improves activity and selectivity by customizing the surface properties of the catalyst. Interfacial engineering aims at optimizing interactions between the catalyst and reactants thereby improving CO₂ reduction



efficiency. Additionally controlling the chemical species, on the surface of Cu, through speciation influences its behavior. Facet engineering focuses on manipulating the crystal surfaces of Cu based catalysts to optimize the adsorption and conversion of CO₂. The coordination engineering approach involves adjusting the arrangement of Cu atoms, in the catalyst, which affects their reactivity. The site engineering approach aims to control the sites on the catalysts surface to optimize CO₂ adsorption and conversion. Strain engineering employs chemical methods to introduce strain into the catalyst structure, which impacts its properties and catalytic activity. The catalyst pre oxidation approach involves controlled oxidation to enhance its performance.

The precursor deriving methods use precursor materials to fabricate Cu-based catalysts with the properties desired. As an alternative, polymer modification procedures introduce polymers into the catalyst structure and increase stability and reactivity. By taking an engineering perspective, assisting in optimizing the support material of the catalyst for better performance. Defect engineering methods involve carefully forming defects within catalysts as sites for the adsorption and reduction of CO₂. By reducing costs, increasing both activity and selectivity, this process also turns Cu to a primary catalyst material.

8. Conclusions

To sum up, by producing copper-based catalysts for e-CO₂R, one can hit three birds with one stone by fighting global warming, alleviating energy tension and facilitating sustainable technologies. Various engineering techniques, from doping of atoms to changing defects, have been studied to improve these catalysts' performance. The single atom approach controls sites effectively and attains outstanding efficiency and selectivity in CO₂ reduction. Therefore, this approach will prove an asset in future catalyst modification. Moreover, strategies involving oxidation state manipulation, alloy combinations, and composite designs offer flexibility in catalyst development, providing customized properties that match specific needs. Doped with both metal and non-metal additives, as well as surface functionalization techniques, these are ways to modify catalysts for greater reactivity. Interfacial, facet, coordination, site, strain, and speciation engineering approaches allow fine-tuning of catalyst behavior. Catalyst preoxidation, precursor-derived, polymer modification, support engineering, and defect engineering help to further improve the optimization of catalysts. Cost effectiveness plays a vital part in making CO₂ utilization a commercial reality. While the costs of such techniques may be raised by approaches like doping with elements, defect engineering with low-cost Cu as the main material offers an economically viable option. For practical applications, stability

View Article Online
DOI: 10.1039/D4MA00321G



is essential, and much attention is paid to these problems. Combined with defect engineering, single-atom methods have shown excellent stability, while metal doping with noble metals also helps protect against corrosion and agglomeration. Long-term catalyst reliability can also be achieved through proper defect engineering, strict control of sites for activities, and strain engineering.

Based on the comprehensive analysis presented in this review, it is evident that no single approach stands out as the universally best strategy for designing Cu-based electrocatalysts for e-CO₂R. However, the combination of several engineering strategies appears to be the most promising pathway. Specifically, integrating doping techniques with surface and defects engineering can synergistically enhance the catalytic performance by improving both the activity and selectivity of the catalysts. This multi-faceted approach leverages the strengths of each individual strategy, offering a balanced solution that addresses the various challenges associated with CO₂R. Moreover, the incorporation of advanced in-situ spectroscopic and computational studies provides critical insights into the reaction mechanisms and intermediate species, guiding the rational design of these hybrid catalysts. This combination not only allows for real-time monitoring and optimization of catalytic processes but also facilitates the prediction and screening of potential modifications at an atomic level. Therefore, a holistic strategy that combines experimental advancements with theoretical insights is recommended as the best approach for the development of high-performance Cu-based electrocatalysts for CO₂ electroreduction.

9. Future Outlook

Cu-based e-CO₂R catalysts project a bright future for further innovation and development. There are several main directions and problems we would like to discuss. In addition, given advances in materials science, future catalysts may be designed to carry out various reactions simultaneously, as applications progress in this area. The realizability of Cu-based catalysts is necessary for real-world usage. Researchers must work out high-capacity synthesis methods and steps. Under industrial conditions, maintaining long-term durability and reliability of Cu-based catalysts is all-important. Taking steps to lessen catalyst deterioration ought to be a target of future research. The integration of catalysts into CO₂ capture and utilization systems will facilitate the realization of efficient CO₂R processes. Integrating e-CO₂R with solar and wind power, among other renewable sources, can make the technology more ecological and manageable. We need to tailor Cu-based catalysts so that they can selectively make ethylene or ethanol or other multi-carbon products in order to satisfy various industrial demands. To



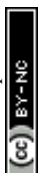
ensure these techniques overall sustainability, rigorous assessments of the environmental and energy impacts of Cu-based CO₂ reduction technology are necessary. Regulations and policies should be introduced as Cu-based catalysts and CO₂ utilization technologies mature to support their deployment and promote environmentally sound practices. To accelerate the use of Cu-based catalysts and development of new candidates, in cooperation with researchers, industry participants, and governments from around the world, a collaborative approach will be required.

Reference

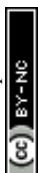
1. Nunes, L.J.R., *The Rising Threat of Atmospheric CO₂: A Review on the Causes, Impacts, and Mitigation Strategies*. 2023. **10**(4): p. 66.
2. Li, J., et al., *Electroreduction of CO₂ to Formate on a Copper-Based Electrocatalyst at High Pressures with High Energy Conversion Efficiency*. *Journal of the American Chemical Society*, 2020. **142**(16): p. 7276-7282.
3. Raganati, F., F. Miccio, and P. Ammendola, *Adsorption of Carbon Dioxide for Post-combustion Capture: A Review*. *Energy & Fuels*, 2021. **35**(16): p. 12845-12868.
4. Wu, J., et al., *CO₂ Reduction: From the Electrochemical to Photochemical Approach*. 2017. **4**(11): p. 1700194.
5. Wang, Y., J. Liu, and G. Zheng, *Designing Copper-Based Catalysts for Efficient Carbon Dioxide Electroreduction*. 2021. **33**(46): p. 2005798.
6. Maniam, K.K., et al., *Progress in Electrodeposited Copper Catalysts for CO₂ Conversion to Valuable Products*. 2023. **11**(4): p. 1148.
7. Álvarez, A., et al., *Challenges in the Greener Production of Formates/Formic Acid, Methanol, and DME by Heterogeneously Catalyzed CO₂ Hydrogenation Processes*. *Chemical Reviews*, 2017. **117**(14): p. 9804-9838.
8. Kempler, P.A. and A.C. Nielander, *Reliable reporting of Faradaic efficiencies for electrocatalysis research*. *Nature Communications*, 2023. **14**(1): p. 1158.
9. Li, J., et al., *Selective CO₂ electrolysis to CO using isolated antimony alloyed copper*. *Nature Communications*, 2023. **14**(1): p. 340.
10. Medina-Ramos, J., J.L. DiMeglio, and J. Rosenthal, *Efficient Reduction of CO₂ to CO with High Current Density Using in Situ or ex Situ Prepared Bi-Based Materials*. *Journal of the American Chemical Society*, 2014. **136**(23): p. 8361-8367.
11. Nitopi, S., et al., *Progress and Perspectives of Electrochemical CO₂ Reduction on Copper in Aqueous Electrolyte*. *Chemical Reviews*, 2019. **119**(12): p. 7610-7672.
12. Yang, H., et al., *Performance and long-term stability of CO₂ conversion to formic acid using a three-compartment electrolyzer design*. *Journal of CO₂ Utilization*, 2020. **42**: p. 101349.
13. Kozuch, S. and J.M.L. Martin, *"Turning Over" Definitions in Catalytic Cycles*. *ACS Catalysis*, 2012. **2**(12): p. 2787-2794.
14. Anantharaj, S., P.E. Karthik, and S. Noda, *The Significance of Properly Reporting Turnover Frequency in Electrocatalysis Research*. 2021. **60**(43): p. 23051-23067.
15. Bertheussen, E., et al., *Quantification of liquid products from the electroreduction of CO₂ and CO using static headspace-gas chromatography and nuclear magnetic resonance spectroscopy*. *Catalysis Today*, 2017. **288**: p. 54-62.
16. Zhang, G., Y. Cui, and A. Kucernak, *Real-Time In Situ Monitoring of CO₂ Electroreduction in the Liquid and Gas Phases by Coupled Mass Spectrometry and Localized Electrochemistry*. *ACS Catalysis*, 2022. **12**(10): p. 6180-6190.



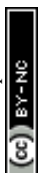
17. Marinou, A., et al., *Nitrogen-Doped Graphene Oxide as Efficient Metal-Free Electrocatalyst in PEM Fuel Cells*. *Nanomaterials* (Basel), 2023. **13**(7). View Article Online
DOI: 10.1039/D4MA00321G
18. Gao, S.-T., et al., *Theoretical understanding of the electrochemical reaction barrier: a kinetic study of CO₂ reduction reaction on copper electrodes*. *Physical Chemistry Chemical Physics*, 2020. **22**(17): p. 9607-9615.
19. Bian, J., et al., *Strategies and reaction systems for solar-driven CO₂ reduction by water*. *Carbon Neutrality*, 2022. **1**(1): p. 5.
20. Cheng, T., H. Xiao, and W.A. Goddard, III, *Reaction Mechanisms for the Electrochemical Reduction of CO₂ to CO and Formate on the Cu(100) Surface at 298 K from Quantum Mechanics Free Energy Calculations with Explicit Water*. *Journal of the American Chemical Society*, 2016. **138**(42): p. 13802-13805.
21. Cai, X., et al., *Tuning Selectivity in Catalytic Conversion of CO₂ by One-Atom-Switching of Au₉ and Au₈Pd Catalysts*. 2021. **3**(12): p. 408-420.
22. Pei, Y., H. Zhong, and F. Jin, *A brief review of electrocatalytic reduction of CO₂—Materials, reaction conditions, and devices*. 2021. **9**(7): p. 1012-1032.
23. Zhou, Y. and B.S. Yeo, *Formation of C–C bonds during electrocatalytic CO₂ reduction on non-copper electrodes*. *Journal of Materials Chemistry A*, 2020. **8**(44): p. 23162-23186.
24. Zhang, B., et al., *Highly Electrocatalytic Ethylene Production from CO₂ on Nanodeficient Cu Nanosheets*. *Journal of the American Chemical Society*, 2020. **142**(31): p. 13606-13613.
25. Kim, J., et al., *Branched Copper Oxide Nanoparticles Induce Highly Selective Ethylene Production by Electrochemical Carbon Dioxide Reduction*. *Journal of the American Chemical Society*, 2019. **141**(17): p. 6986-6994.
26. Chen, X., et al., *Electrochemical CO₂-to-ethylene conversion on polyamine-incorporated Cu electrodes*. *Nature Catalysis*, 2021. **4**(1): p. 20-27.
27. Cai, J., et al., *Highly Selective Electrochemical Reduction of CO₂ into Methane on Nanotwinned Cu*. *Journal of the American Chemical Society*, 2023. **145**(16): p. 9136-9143.
28. Wang, X.-Q., et al., *Cu-based bimetallic catalysts for CO₂ reduction reaction*. *Advanced Sensor and Energy Materials*, 2022. **1**(3): p. 100023.
29. Sun, Y., et al., *Importance of the Initial Oxidation State of Copper for the Catalytic Hydrogenation of Dimethyl Oxalate to Ethylene Glycol*. *ChemistryOpen*, 2018. **7**(12): p. 969-976.
30. McCann, S.D. and S.S. Stahl, *Copper-Catalyzed Aerobic Oxidations of Organic Molecules: Pathways for Two-Electron Oxidation with a Four-Electron Oxidant and a One-Electron Redox-Active Catalyst*. *Accounts of Chemical Research*, 2015. **48**(6): p. 1756-1766.
31. Hong, W., et al., *Exploring the Parameters Controlling Product Selectivity in Electrochemical CO₂ Reduction in Competition with Hydrogen Evolution Employing Manganese Bipyridine Complexes*. *ACS Catalysis*, 2023. **13**(5): p. 3109-3119.
32. Lei, Y., et al., *Recent advances on electrocatalytic CO₂ reduction to resources: Target products, reaction pathways and typical catalysts*. *Chemical Engineering Journal*, 2023. **453**: p. 139663.
33. Zeng, J., et al., *Electrochemical Reduction of CO₂ With Good Efficiency on a Nanostructured Cu-Al Catalyst*. 2022. **10**.
34. Xu, D., et al., *Electrocatalytic CO₂ reduction towards industrial applications*. *Carbon Energy*, 2023. **5**(1): p. e230.
35. Li, M., et al., *Discovery of single-atom alloy catalysts for CO₂-to-methanol reaction by density functional theory calculations*. *Catalysis Today*, 2022. **388-389**: p. 403-409.
36. Ahmad, T., et al., *Electrochemical CO₂ reduction to C₂+ products using Cu-based electrocatalysts: A review*. *Nano Research Energy*, 2022. **1**: p. e9120021.
37. Jia, Y., et al., *Cu-based bimetallic electrocatalysts for CO₂ reduction*. *Advanced Powder Materials*, 2022. **1**(1): p. 100012.



38. Ripatti, D.S., T.R. Veltman, and M.W. Kanan, *Carbon Monoxide Gas Diffusion Electrolysis that Produces Concentrated C2 Products with High Single-Pass Conversion*. Joule, 2019. **3**(1): p. 240-256. View Article Online
DOI: 10.1039/D4MA00321G
39. Wakerley, D., et al., *Bio-inspired hydrophobicity promotes CO2 reduction on a Cu surface*. Nature Materials, 2019. **18**(11): p. 1222-1227.
40. Li, C.W., J. Ciston, and M.W. Kanan, *Electroreduction of carbon monoxide to liquid fuel on oxide-derived nanocrystalline copper*. Nature, 2014. **508**(7497): p. 504-7.
41. Wilde, P., et al., *Is Cu instability during the CO2 reduction reaction governed by the applied potential or the local CO concentration?* Chemical Science, 2021. **12**(11): p. 4028-4033.
42. Burdyny, T. and W.A. Smith, *CO2 reduction on gas-diffusion electrodes and why catalytic performance must be assessed at commercially-relevant conditions*. Energy & Environmental Science, 2019. **12**(5): p. 1442-1453.
43. Prašnikar, A., et al., *Mechanisms of Copper-Based Catalyst Deactivation during CO2 Reduction to Methanol*. Industrial & Engineering Chemistry Research, 2019. **58**(29): p. 13021-13029.
44. Zhao, J., et al., *An overview of Cu-based heterogeneous electrocatalysts for CO2 reduction*. Journal of Materials Chemistry A, 2020. **8**(9): p. 4700-4734.
45. Forzatti, P. and L. Lietti, *Catalyst deactivation*. Catalysis Today, 1999. **52**(2): p. 165-181.
46. Yang, Y., et al., *Operando Resonant Soft X-ray Scattering Studies of Chemical Environment and Interparticle Dynamics of Cu Nanocatalysts for CO2 Electroreduction*. Journal of the American Chemical Society, 2022. **144**(20): p. 8927-8931.
47. Sun, Y., et al., *Boosting CO2 Electroreduction to C2H4 via Unconventional Hybridization: High-Order Ce4+ 4f and O 2p Interaction in Ce-Cu2O for Stabilizing Cu+*. ACS Nano, 2023. **17**(14): p. 13974-13984.
48. Phan, T.H., et al., *Emergence of Potential-Controlled Cu-Nanocuboids and Graphene-Covered Cu-Nanocuboids under Operando CO2 Electroreduction*. Nano Letters, 2021. **21**(5): p. 2059-2065.
49. Friebel, D., et al., *Structure, Redox Chemistry, and Interfacial Alloy Formation in Monolayer and Multilayer Cu/Au(111) Model Catalysts for CO2 Electroreduction*. The Journal of Physical Chemistry C, 2014. **118**(15): p. 7954-7961.
50. Huang, Y.-P., et al., *In situ probing the dynamic reconstruction of copper-zinc electrocatalysts for CO2 reduction*. Nanoscale, 2022. **14**(25): p. 8944-8950.
51. Xu, Y., et al., *Low coordination number copper catalysts for electrochemical CO2 methanation in a membrane electrode assembly*. Nature communications, 2021. **12**(1): p. 2932.
52. Lei, Q., et al., *Structural evolution and strain generation of derived-Cu catalysts during CO2 electroreduction*. Nature Communications, 2022. **13**(1): p. 4857.
53. Xiong, B., et al., *Electrochemical conversion of CO2 to syngas over Cu-M (M = Cd, Zn, Ni, Ag, and Pd) bimetal catalysts*. Fuel, 2021. **304**: p. 121341.
54. Yang, H., et al., *Scalable Production of Efficient Single-Atom Copper Decorated Carbon Membranes for CO2 Electroreduction to Methanol*. Journal of the American Chemical Society, 2019. **141**(32): p. 12717-12723.
55. Rivera de la Cruz, J.G. and M. Fontecave, *Electrochemical CO2 reduction on Cu single atom catalyst and Cu nanoclusters: an ab initio approach*. Physical Chemistry Chemical Physics, 2022. **24**(26): p. 15767-15775.
56. Morimoto, M., et al., *Experimental and Theoretical Elucidation of Electrochemical CO2 Reduction on an Electrodeposited Cu3Sn Alloy*. The Journal of Physical Chemistry C, 2019. **123**(5): p. 3004-3010.
57. Yang, Y. and D. Cheng, *Role of Composition and Geometric Relaxation in CO2 Binding to Cu-Ni Bimetallic Clusters*. The Journal of Physical Chemistry C, 2014. **118**(1): p. 250-258.
58. Li, H., et al., *Insight into the mechanisms of CO2 reduction to CHO over Zr-doped Cu nanoparticle*. Chemical Physics, 2021. **540**: p. 111012.



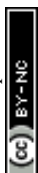
59. Wang, J.-S., et al., *Strong Boron–Carbon Bonding Interaction Drives CO₂ Reduction to Ethanol over the Boron-Doped Cu(111) Surface: An Insight from the First-Principles Calculations*. The Journal of Physical Chemistry C, 2021. **125**(1): p. 572-582. View Article Online
DOI: 10.1039/D4MA00321G
60. Zhi, X., et al., *Directing the selectivity of CO₂ electroreduction to target C₂ products via non-metal doping on Cu surfaces*. Journal of Materials Chemistry A, 2021. **9**(10): p. 6345-6351.
61. Chang, C.-C. and M.-S. Ku, *Role of high-index facet Cu (711) surface in controlling the C₂ selectivity for CO₂ reduction reaction—a DFT study*. The Journal of Physical Chemistry C, 2021. **125**(20): p. 10919-10925.
62. Zhou, F., et al., *Synergetic effects of Cu cluster-doped g-C₃N₄ with multiple active sites for CO₂ reduction to C₂ products: A DFT study*. Fuel, 2023. **353**: p. 129202.
63. Xue, W., et al., *Theoretical Screening of CO₂ Electroreduction over MOF-808-Supported Self-Adaptive Dual-Metal-Site Pairs*. Inorganic Chemistry, 2023. **62**(2): p. 930-941.
64. Duan, R., et al., *Effects of *CO Coverage on Selective Electrocatalytic Reduction of CO₂ to Ethylene over Cu₂O with Undercoordinated Cu Sites*. The Journal of Physical Chemistry C, 2022. **126**(49): p. 20878-20885.
65. Das, A., et al., *Ga and Zn Atom-Doped CuAl₂O₄(111) Surface-Catalyzed CO₂ Conversion to Dimethyl Ether: Importance of Acidic Sites*. The Journal of Physical Chemistry C, 2022. **126**(51): p. 21628-21637.
66. Dong, X., et al., *Screening of bimetallic M-Cu-BTC MOFs for CO₂ activation and mechanistic study of CO₂ hydrogenation to formic acid: a DFT study*. Journal of CO₂ Utilization, 2018. **24**: p. 64-72.
67. Zhao, Z. and G. Lu, *Cu-Based Single-Atom Catalysts Boost Electroreduction of CO₂ to CH₃OH: First-Principles Predictions*. The Journal of Physical Chemistry C, 2019. **123**(7): p. 4380-4387.
68. Sassenburg, M., et al., *Characterizing CO₂ Reduction Catalysts on Gas Diffusion Electrodes: Comparing Activity, Selectivity, and Stability of Transition Metal Catalysts*. ACS Applied Energy Materials, 2022. **5**(5): p. 5983-5994.
69. Lyu, X., et al., *Trace level of atomic copper in N-doped graphene quantum dots switching the selectivity from C₁ to C₂ products in CO electroreduction*. Materials Today Chemistry, 2023. **29**: p. 101398.
70. Qi, P., et al., *Revisiting the Grain and Valence Effect of Oxide-Derived Copper on Electrocatalytic CO₂ Reduction Using Single Crystal Cu(111) Foils*. The Journal of Physical Chemistry Letters, 2021. **12**(16): p. 3941-3950.
71. Chen, Y., et al., *Ethylene Selectivity in Electrocatalytic CO₂ Reduction on Cu Nanomaterials: A Crystal Phase-Dependent Study*. Journal of the American Chemical Society, 2020. **142**(29): p. 12760-12766.
72. Chen, S., et al., *Lewis Acid Site-Promoted Single-Atomic Cu Catalyzes Electrochemical CO₂ Methanation*. Nano Letters, 2021. **21**(17): p. 7325-7331.
73. Zhao, Q., et al., *Selective Etching Quaternary MAX Phase toward Single Atom Copper Immobilized MXene (Ti₃C₂Cl_x) for Efficient CO₂ Electroreduction to Methanol*. ACS Nano, 2021. **15**(3): p. 4927-4936.
74. Karapinar, D., et al., *Electroreduction of CO₂ on Single-Site Copper-Nitrogen-Doped Carbon Material: Selective Formation of Ethanol and Reversible Restructuration of the Metal Sites*. Angewandte Chemie International Edition, 2019. **58**(42): p. 15098-15103.
75. Bao, H., et al., *Isolated copper single sites for high-performance electroreduction of carbon monoxide to multicarbon products*. Nature Communications, 2021. **12**(1): p. 238.
76. Ma, Z., et al., *Atomically Dispersed Cu Catalysts on Sulfide-Derived Defective Ag Nanowires for Electrochemical CO₂ Reduction*. ACS Nano, 2023. **17**(3): p. 2387-2398.
77. Zheng, T., et al., *Copper-catalysed exclusive CO₂ to pure formic acid conversion via single-atom alloying*. Nature Nanotechnology, 2021. **16**(12): p. 1386-1393.
78. Song, P., et al., *Modulating the Asymmetric Atomic Interface of Copper Single Atoms for Efficient CO₂ Electroreduction*. ACS Nano, 2023. **17**(5): p. 4619-4628.



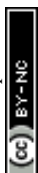
79. Guan, A., et al., *Nitrogen-Adsorbed Hydrogen Species Promote CO₂ Methanation on Cu Single-Atom Electrocatalyst*. ACS Materials Letters, 2023. **5**(1): p. 19-26. View Article Online
DOI: 10.1039/D4MA00321G
80. Hu, X., et al., *Tandem Electroreduction of CO₂ to Programmable Acetate and Syngas via Single-Nickel-Atom-Encapsulated Copper Nanocatalysts*. ACS Materials Letters, 2023. **5**(1): p. 85-94.
81. Dai, Y., et al., *Manipulating local coordination of copper single atom catalyst enables efficient CO₂-to-CH₄ conversion*. Nature Communications, 2023. **14**(1): p. 3382.
82. Ni, W., et al., *Efficient electrocatalytic reduction of CO₂ on CuxO decorated graphene oxides: an insight into the role of multivalent Cu in selectivity and durability*. Applied Catalysis B: Environmental, 2019. **259**: p. 118044.
83. Li, M., et al., *Modulated Sn Oxidation States over a Cu₂O-Derived Substrate for Selective Electrochemical CO₂ Reduction*. ACS Applied Materials & Interfaces, 2020. **12**(20): p. 22760-22770.
84. Guzmán, H., et al., *CO₂ Conversion to Alcohols over Cu/ZnO Catalysts: Prospective Synergies between Electrocatalytic and Thermocatalytic Routes*. ACS Applied Materials & Interfaces, 2022. **14**(1): p. 517-530.
85. Velasco-Vélez, J.-J., et al., *On the Activity/Selectivity and Phase Stability of Thermally Grown Copper Oxides during the Electrocatalytic Reduction of CO₂*. ACS Catalysis, 2020. **10**(19): p. 11510-11518.
86. Liu, J., et al., *Metal–Organic-Frameworks-Derived Cu/Cu₂O Catalyst with Ultrahigh Current Density for Continuous-Flow CO₂ Electroreduction*. ACS Sustainable Chemistry & Engineering, 2019. **7**(18): p. 15739-15746.
87. Liu, G., et al., *Elucidating Reaction Pathways of the CO₂ Electroreduction via Tailorable Tortuosities and Oxidation States of Cu Nanostructures*. 2022. **32**(36): p. 2204993.
88. Obasanjo, C.A., et al., *In situ regeneration of copper catalysts for long-term electrochemical CO₂ reduction to multiple carbon products*. Journal of Materials Chemistry A, 2022. **10**(37): p. 20059-20070.
89. Chou, T.-C., et al., *Controlling the Oxidation State of the Cu Electrode and Reaction Intermediates for Electrochemical CO₂ Reduction to Ethylene*. Journal of the American Chemical Society, 2020. **142**(6): p. 2857-2867.
90. Lei, Q., et al., *Investigating the Origin of Enhanced C₂+ Selectivity in Oxide-/Hydroxide-Derived Copper Electrodes during CO₂ Electroreduction*. Journal of the American Chemical Society, 2020. **142**(9): p. 4213-4222.
91. Jiang, X., et al., *Oxidation State Modulation of Bimetallic Tin-Copper Oxide Nanotubes for Selective CO₂ Electroreduction to Formate*. 2022. **18**(47): p. 2204148.
92. Yang, Y., et al., *Operando Constructing Cu/Cu₂O Electrocatalysts for Efficient CO₂ Electroreduction to Ethanol: CO₂-Assisted Structural Evolution of Octahedral Cu₂O by Operando CV Activation*. ACS Catalysis, 2022. **12**(20): p. 12942-12953.
93. Zhang, Z., et al., *Charge-Separated Pd^{δ-}—Cu^{δ+} Atom Pairs Promote CO₂ Reduction to C₂*. Nano Letters, 2023. **23**(6): p. 2312-2320.
94. Li, Y., et al., *Insight into the Electrochemical CO₂-to-Ethanol Conversion Catalyzed by Cu₂S Nanocrystal-Decorated Cu Nanosheets*. ACS Applied Materials & Interfaces, 2023. **15**(15): p. 18857-18866.
95. Yang, F., et al., *Optimizing Copper Oxidation State to Promote Ethylene Generation in Efficient Carbon Dioxide Conversion*. ACS Sustainable Chemistry & Engineering, 2022. **10**(14): p. 4677-4682.
96. Pan, H., et al., *Highly Efficient CuPd_{0.1}/γ-Al₂O₃ Catalyst with Isolated Pd Species for CO₂ Hydrogenation to Methanol*. ACS Sustainable Chemistry & Engineering, 2023. **11**(19): p. 7489-7499.
97. Gunji, T., et al., *Preparation of Various Pd-Based Alloys for Electrocatalytic CO₂ Reduction Reaction—Selectivity Depending on Secondary Elements*. Chemistry of Materials, 2020. **32**(16): p. 6855-6863.



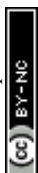
98. Ajmal, S., et al., *Zinc-Modified Copper Catalyst for Efficient (Photo-)Electrochemical CO₂ Reduction with High Selectivity of HCOOH Production*. The Journal of Physical Chemistry C, 2019. **123**(18): p. 11555-11563. View Article Online
DOI: 10.1039/D4MA00321G
99. Ding, Y., Y. Xu, and L. Zhang, *Tin Alloying Enhances Catalytic Selectivity of Copper Surface: A Mechanistic Study Based on First-Principles Calculations*. The Journal of Physical Chemistry Letters, 2021. **12**(12): p. 3031-3037.
100. Yoo, C.J., et al., *Compositional and Geometrical Effects of Bimetallic Cu–Sn Catalysts on Selective Electrochemical CO₂ Reduction to CO*. ACS Applied Energy Materials, 2020. **3**(5): p. 4466-4473.
101. Tang, H., et al., *Boosting the Electroreduction of CO₂ to Ethanol via the Synergistic Effect of Cu–Ag Bimetallic Catalysts*. ACS Applied Energy Materials, 2022. **5**(11): p. 14045-14052.
102. Park, G.E., et al., *Interfacial Electronic Structures and the Fischer–Tropsch Synthesis Path by Electrochemical CO₂/CO Reduction for Ternary CuNiZn Alloys*. ACS Applied Energy Materials, 2023. **6**(13): p. 7258-7273.
103. Chen, D., et al., *Tailoring the Selectivity of Bimetallic Copper–Palladium Nanoalloys for Electrocatalytic Reduction of CO₂ to CO*. ACS Applied Energy Materials, 2018. **1**(2): p. 883-890.
104. Liu, K., et al., *Electronic Effects Determine the Selectivity of Planar Au–Cu Bimetallic Thin Films for Electrochemical CO₂ Reduction*. ACS Applied Materials & Interfaces, 2019. **11**(18): p. 16546-16555.
105. Guo, W., et al., *Highly Selective CO₂ Electroreduction to CO on Cu–Co Bimetallic Catalysts*. ACS Sustainable Chemistry & Engineering, 2020. **8**(33): p. 12561-12567.
106. Velasco-Vélez, J.-J., et al., *Cationic Copper Species Stabilized by Zinc during the Electrocatalytic Reduction of CO₂ Revealed by In Situ X-Ray Spectroscopy*. 2023. **7**(5): p. 2200453.
107. Bernal, M., et al., *CO₂ electroreduction on copper-cobalt nanoparticles: Size and composition effect*. Nano Energy, 2018. **53**: p. 27-36.
108. Pérez Blanes, H., et al., *High CO₂ reduction activity on AlCrCoCuFeNi multi-principal element alloy nanoparticle electrocatalysts prepared by means of pulsed laser ablation*. Journal of Materials Research and Technology, 2023. **24**: p. 9434-9440.
109. Okatenko, V., et al., *Alloying as a Strategy to Boost the Stability of Copper Nanocatalysts during the Electrochemical CO₂ Reduction Reaction*. Journal of the American Chemical Society, 2023. **145**(9): p. 5370-5383.
110. Foucher, A.C., et al., *Synthesis and Characterization of Stable Cu–Pt Nanoparticles under Reductive and Oxidative Conditions*. Journal of the American Chemical Society, 2023. **145**(9): p. 5410-5421.
111. Clark, E.L., et al., *Electrochemical CO₂ Reduction over Compressively Strained CuAg Surface Alloys with Enhanced Multi-Carbon Oxygenate Selectivity*. Journal of the American Chemical Society, 2017. **139**(44): p. 15848-15857.
112. Hoang, T.T.H., et al., *Nanoporous Copper–Silver Alloys by Additive-Controlled Electrodeposition for the Selective Electroreduction of CO₂ to Ethylene and Ethanol*. Journal of the American Chemical Society, 2018. **140**(17): p. 5791-5797.
113. Wang, Y., et al., *Ensemble Effect in Bimetallic Electrocatalysts for CO₂ Reduction*. Journal of the American Chemical Society, 2019. **141**(42): p. 16635-16642.
114. Jeon, H.S., et al., *Operando Insight into the Correlation between the Structure and Composition of CuZn Nanoparticles and Their Selectivity for the Electrochemical CO₂ Reduction*. Journal of the American Chemical Society, 2019. **141**(50): p. 19879-19887.
115. Mistry, H., et al., *Size-dependent reactivity of gold-copper bimetallic nanoparticles during CO₂ electroreduction*. Catalysis Today, 2017. **288**: p. 30-36.
116. Zhu, J., et al., *Quasi-Covalently Coupled Ni–Cu Atomic Pair for Synergistic Electroreduction of CO₂*. Journal of the American Chemical Society, 2022. **144**(22): p. 9661-9671.
117. Wang, Y., et al., *Tunable selectivity on copper–bismuth bimetallic aerogels for electrochemical CO₂ reduction*. Applied Catalysis B: Environmental, 2022. **317**: p. 121650.



118. Lai, Y., et al., *Breaking Scaling Relationships in CO₂ Reduction on Copper Alloys with Organic Additives*. ACS Central Science, 2021. **7**(10): p. 1756-1762. View Article Online
DOI: 10.1039/D4MA00321G
119. Zhou, L., et al., *Synergistic regulation of hydrophobicity and basicity for copper hydroxide-derived copper to promote the CO₂ electroreduction reaction*. 2023. **5**(6): p. e328.
120. Chang, Z., et al., *The Tunable and Highly Selective Reduction Products on Ag@Cu Bimetallic Catalysts Toward CO₂ Electrochemical Reduction Reaction*. The Journal of Physical Chemistry C, 2017. **121**(21): p. 11368-11379.
121. Itahara, H., et al., *Dealloyed Intermetallic Cu₅Ca Fine Powders as Nanoporous Electrocatalysts for CO₂ Reduction*. ACS Applied Nano Materials, 2022. **5**(8): p. 11991-11996.
122. Dong, W.J., et al., *Evidence of Local Corrosion of Bimetallic Cu–Sn Catalysts and Its Effects on the Selectivity of Electrochemical CO₂ Reduction*. ACS Applied Energy Materials, 2020. **3**(11): p. 10568-10577.
123. Wang, S., et al., *Efficiently Electroreducing CO₂ to Ethylene on Heterostructured CeO₂/CuO*. Industrial & Engineering Chemistry Research, 2022. **61**(44): p. 16445-16452.
124. Farsi, H., et al., *Nanostructured Tungstate-Derived Copper for Hydrogen Evolution Reaction and Electroreduction of CO₂ in Sodium Hydroxide Solutions*. The Journal of Physical Chemistry C, 2019. **123**(42): p. 25941-25948.
125. Huang, W., et al., *Preparation and Adsorption Performance of GrO@Cu-BTC for Separation of CO₂/CH₄*. Industrial & Engineering Chemistry Research, 2014. **53**(27): p. 11176-11184.
126. Huang, J., et al., *Structural Sensitivities in Bimetallic Catalysts for Electrochemical CO₂ Reduction Revealed by Ag–Cu Nanodimers*. Journal of the American Chemical Society, 2019. **141**(6): p. 2490-2499.
127. Rabiee, H., et al., *Tuning the Product Selectivity of the Cu Hollow Fiber Gas Diffusion Electrode for Efficient CO₂ Reduction to Formate by Controlled Surface Sn Electrodeposition*. ACS Applied Materials & Interfaces, 2020. **12**(19): p. 21670-21681.
128. Rahman, R.A., et al., *Investigating the Use of CaO/CuO Sorbents for in Situ CO₂ Capture in a Biomass Gasifier*. Energy & Fuels, 2015. **29**(6): p. 3808-3819.
129. Payra, S., et al., *Unprecedented Electroreduction of CO₂ over Metal Organic Framework-Derived Intermetallic Nano-Alloy Cu_{0.85}Ni_{0.15}/C*. ACS Applied Energy Materials, 2022. **5**(4): p. 4945-4955.
130. Wannakao, S., et al., *Catalytic Activity and Product Selectivity Trends for Carbon Dioxide Electroreduction on Transition Metal-Coated Tungsten Carbides*. The Journal of Physical Chemistry C, 2017. **121**(37): p. 20306-20314.
131. Zhang, M., et al., *Tunable Selectivity for Electrochemical CO₂ Reduction by Bimetallic Cu–Sn Catalysts: Elucidating the Roles of Cu and Sn*. ACS Catalysis, 2021. **11**(17): p. 11103-11108.
132. Wen, J., et al., *Restructuring of copper catalysts by potential cycling and enhanced two-carbon production for electroreduction of carbon dioxide*. Journal of CO₂ Utilization, 2022. **56**: p. 101846.
133. Cai, H.-D., et al., *Tuning the Interactions in CuO Nanosheet-Decorated CeO₂ Nanorods for Controlling the Electrochemical Reduction of CO₂ to Methane or Ethylene*. ACS Applied Nano Materials, 2022. **5**(5): p. 7259-7267.
134. Cao, S.-M., et al., *Iron-doping on Cu–N–C composite with enhanced CO faraday efficiency for the electrochemical reduction of CO₂*. Journal of CO₂ Utilization, 2021. **44**: p. 101418.
135. Li, T.-T., et al., *Highly Selective and Active Electrochemical Reduction of CO₂ to CO on a Polymeric Co(II) Phthalocyanine@Graphitic Carbon Nitride Nanosheet–Carbon Nanotube Composite*. Inorganic Chemistry, 2020. **59**(19): p. 14184-14192.
136. Meng, Z., et al., *Hierarchical Tuning of the Performance of Electrochemical Carbon Dioxide Reduction Using Conductive Two-Dimensional Metallophthalocyanine Based Metal–Organic Frameworks*. Journal of the American Chemical Society, 2020. **142**(52): p. 21656-21669.
137. He, H., et al., *Graphene-Supported Monometallic and Bimetallic Dimers for Electrochemical CO₂ Reduction*. The Journal of Physical Chemistry C, 2018. **122**(50): p. 28629-28636.



138. Karapinar, D., et al., *Carbon-Nanotube-Supported Copper Polyphthalocyanine for Efficient and Selective Electrocatalytic CO₂ Reduction to CO*. 2020. **13**(1): p. 173-179. View Article Online
DOI: 10.1039/D4MA00321G
139. Du, J., et al., *CoP2O6-Assisted Copper/Carbon Catalyst for Electrocatalytic Reduction of CO₂ to Formate*. ACS Nano, 2023. **17**(11): p. 10055-10064.
140. Cui, E., et al., *Cu₂S Nanoparticle-Modified Copper Hydroxide Nanowire Arrays for Optimized Electrochemical CO₂ Reduction Selectivity*. ACS Applied Nano Materials, 2023. **6**(11): p. 9361-9368.
141. Ren, Y., et al., *Cu–Ni Alloy Nanoparticles Anchored on Nitrogen-Doped Carbon Nanotubes for Efficient CO₂ Electroreduction to CO*. Energy & Fuels, 2023. **37**(13): p. 9289-9296.
142. Daiyan, R., et al., *Tunable Syngas Production through CO₂ Electroreduction on Cobalt–Carbon Composite Electrocatalyst*. ACS Applied Materials & Interfaces, 2020. **12**(8): p. 9307-9315.
143. Ding, P., et al., *Elucidating the Roles of Nafion/Solvent Formulations in Copper-Catalyzed CO₂ Electrolysis*. ACS Catalysis, 2023. **13**(8): p. 5336-5347.
144. Sung, C.-L., et al., *g-C₃N₄ Nanosheet Supported CuO Nanocomposites for the Electrochemical Carbon Dioxide Reduction Reaction*. ACS Omega, 2023. **8**(8): p. 7368-7377.
145. Li, J., et al., *Metal Oxide Clusters on Nitrogen-Doped Carbon are Highly Selective for CO₂ Electroreduction to CO*. ACS Catalysis, 2021. **11**(15): p. 10028-10042.
146. Strijevskaya, A., et al., *Nanophase-Separated Copper–Zirconia Composites for Bifunctional Electrochemical CO₂ Conversion to Formic Acid*. ACS Applied Materials & Interfaces, 2023. **15**(19): p. 23299-23305.
147. Shen, H. and Q. Sun, *Tuning CO₂ Electroreduction of Cu Atoms on Triphenylene-Cored Graphdiyne*. The Journal of Physical Chemistry C, 2019. **123**(49): p. 29776-29782.
148. Ni, W., et al., *Surface Reconstruction with a Sandwich-like C/Cu/C Catalyst for Selective and Stable CO₂ Electroreduction*. ACS Applied Materials & Interfaces, 2022. **14**(11): p. 13261-13270.
149. Meng, X., et al., *Ultrasmall Cu Nanocrystals Dispersed in Nitrogen-Doped Carbon as Highly Efficient Catalysts for CO₂ Electroreduction*. ACS Applied Materials & Interfaces, 2022. **14**(15): p. 17240-17248.
150. Gao, Z., et al., *Promoting electrocatalytic CO₂ reduction via anchoring quaternary piperidinium cations onto copper electrode*. Electrochimica Acta, 2023. **458**: p. 142509.
151. Ye, M., et al., *Phase engineering of Cu@Cu₂O core-shell nanospheres for boosting tandem electrochemical CO₂ reduction to C₂+ products*. Applied Surface Science, 2023. **622**: p. 156981.
152. Zhao, L., et al., *Regulation of three-dimensional hydrophobic state of copper dendrite adjusts the distribution of liquid products from electrochemical reduction of CO₂*. Applied Surface Science, 2023. **628**: p. 157369.
153. Xie, H., et al., *Achieving highly selective electrochemical CO₂ reduction to C₂H₄ on Cu nanosheets*. Journal of Energy Chemistry, 2023. **79**: p. 312-320.
154. Umeda, T., et al., *Uniform wrapping of copper(i) oxide nanocubes by self-controlled copper-catalyzed azide–alkyne cycloaddition toward selective carbon dioxide electrocatalysis*. Chemical Communications, 2022. **58**(58): p. 8053-8056.
155. Mardones-Herrera, E., et al., *Reduced Graphene Oxide Overlayer on Copper Nanocube Electrodes Steers the Selectivity Towards Ethanol in Electrochemical Reduction of Carbon Dioxide*. 2022. **9**(10): p. e202200259.
156. Lu, C., et al., *Organic-moiety-engineering on copper surface for carbon dioxide reduction*. Chemical Communications, 2023. **59**(45): p. 6827-6836.
157. Rossi, K. and R. Buonsanti, *Shaping Copper Nanocatalysts to Steer Selectivity in the Electrochemical CO₂ Reduction Reaction*. Accounts of Chemical Research, 2022. **55**(5): p. 629-637.
158. Zhang, W., et al., *Efficacious CO₂ Adsorption and Activation on Ag Nanoparticles/CuO Mesoporous Nanosheets Heterostructure for CO₂ Electroreduction to CO*. Inorganic Chemistry, 2021. **60**(24): p. 19356-19364.



159. Chang, S., et al., *Bimetallic In–Sn Core–Shell Catalyst Enabling Highly Efficient Electrocatalytic CO₂ Reduction to Formate*. ACS Applied Engineering Materials, 2023. **1**(6): p. 1514-1523.
160. Larrazábal, G.O., et al., *Investigation of Ethylene and Propylene Production from CO₂ Reduction over Copper Nanocubes in an MEA-Type Electrolyzer*. ACS Applied Materials & Interfaces, 2022. **14**(6): p. 7779-7787.
161. Choukroun, D., et al., *Mapping Composition–Selectivity Relationships of Supported Sub-10 nm Cu–Ag Nanocrystals for High-Rate CO₂ Electroreduction*. ACS Nano, 2021. **15**(9): p. 14858-14872.
162. Sha, Y., et al., *Anchoring Ionic Liquid in Copper Electrocatalyst for Improving CO₂ Conversion to Ethylene*. 2022. **61**(13): p. e202200039.
163. Yang, B., et al., *Accelerating CO₂ Electroreduction to Multicarbon Products via Synergistic Electric–Thermal Field on Copper Nanoneedles*. Journal of the American Chemical Society, 2022. **144**(7): p. 3039-3049.
164. Jiang, K., et al., *Effects of Surface Roughness on the Electrochemical Reduction of CO₂ over Cu*. ACS Energy Letters, 2020. **5**(4): p. 1206-1214.
165. Kuang, S., et al., *Stable Surface-Anchored Cu Nanocubes for CO₂ Electroreduction to Ethylene*. ACS Applied Nano Materials, 2020. **3**(8): p. 8328-8334.
166. Liu, B., et al., *Synthesis of Cu₂O Nanostructures with Tunable Crystal Facets for Electrochemical CO₂ Reduction to Alcohols*. ACS Applied Materials & Interfaces, 2021. **13**(33): p. 39165-39177.
167. Tang, C., et al., *CO₂ Reduction on Copper’s Twin Boundary*. ACS Catalysis, 2020. **10**(3): p. 2026-2032.
168. Wang, Y., et al., *Copper Nanocubes for CO₂ Reduction in Gas Diffusion Electrodes*. Nano Letters, 2019. **19**(12): p. 8461-8468.
169. Wang, P., et al., *Synergized Cu/Pb Core/Shell Electrocatalyst for High-Efficiency CO₂ Reduction to C₂+ Liquids*. ACS Nano, 2021. **15**(1): p. 1039-1047.
170. Wu, Y., et al., *Engineering Bimetallic Copper-Tin Based Core-Shell Alloy@Oxide Nanowire as Efficient Catalyst for Electrochemical CO₂ Reduction*. 2021. **8**(14): p. 2701-2707.
171. Xie, H., et al., *Boosting Tunable Syngas Formation via Electrochemical CO₂ Reduction on Cu/In₂O₃ Core/Shell Nanoparticles*. ACS Applied Materials & Interfaces, 2018. **10**(43): p. 36996-37004.
172. Fang, Y., et al., *Synthesis of amino acids by electrocatalytic reduction of CO₂ on chiral Cu surfaces*. Chem, 2023. **9**(2): p. 460-471.
173. Pankhurst, J.R., et al., *Copper Nanocrystal Morphology Determines the Viability of Molecular Surface Functionalization in Tuning Electrocatalytic Behavior in CO₂ Reduction*. Inorganic Chemistry, 2021. **60**(10): p. 6939-6945.
174. Cheng, B., et al., *Selective CO₂ Reduction to Ethylene Using Imidazolium-Functionalized Copper*. ACS Applied Materials & Interfaces, 2022. **14**(24): p. 27823-27832.
175. Huo, S., et al., *Coupled Metal/Oxide Catalysts with Tunable Product Selectivity for Electrocatalytic CO₂ Reduction*. ACS Applied Materials & Interfaces, 2017. **9**(34): p. 28519-28526.
176. Tao, Z., et al., *Activating Copper for Electrocatalytic CO₂ Reduction to Formate via Molecular Interactions*. ACS Catalysis, 2020. **10**(16): p. 9271-9275.
177. Cheng, H., et al., *Atomically Dispersed Ni/Cu Dual Sites for Boosting the CO₂ Reduction Reaction*. ACS Catalysis, 2021. **11**(20): p. 12673-12681.
178. Zhu, L.-J., et al., *Copper–Supramolecular Pair Catalyst Promoting C₂+ Product Formation in Electrochemical CO₂ Reduction*. ACS Catalysis, 2023. **13**(8): p. 5114-5121.
179. Wang, J., et al., *Fastening Br– Ions at Copper–Molecule Interface Enables Highly Efficient Electroreduction of CO₂ to Ethanol*. ACS Energy Letters, 2021. **6**(2): p. 437-444.
180. Li, X., et al., *Selective Electroreduction of CO₂ and CO to C₂H₄ by Synergistically Tuning Nanocavities and the Surface Charge of Copper Oxide*. ACS Sustainable Chemistry & Engineering, 2022. **10**(19): p. 6466-6475.

Open Access Article. Published on 26 srpnja 2024. Downloaded on 13/9/2024, 7:07:05.
This article is licensed under a Creative Commons Attribution–NonCommercial 3.0 Unported Licence.



181. Cao, Z., et al., *A Molecular Surface Functionalization Approach to Tuning Nanoparticle Electrocatalysts for Carbon Dioxide Reduction*. Journal of the American Chemical Society, 2016. **138**(26): p. 8120-8125.
182. Wang, Z., et al., *Toward highly active electrochemical CO₂ reduction to C₂H₄ by copper hydroxyphosphate*. Journal of Solid State Electrochemistry, 2023. **27**(5): p. 1279-1287.
183. Wang, J., et al., *Surface Molecular Functionalization of Unusual Phase Metal Nanomaterials for Highly Efficient Electrochemical Carbon Dioxide Reduction under Industry-Relevant Current Density*. 2022. **18**(11): p. 2106766.
184. Zhang, Z.-Y., et al., *Cu-Zn-based alloy/oxide interfaces for enhanced electroreduction of CO₂ to C₂+ products*. Journal of Energy Chemistry, 2023. **83**: p. 90-97.
185. Wang, R., et al., *Engineering a Cu/ZnO_x Interface for High Methane Selectivity in CO₂ Electrochemical Reduction*. Industrial & Engineering Chemistry Research, 2021. **60**(1): p. 273-280.
186. Liu, C., et al., *Highly Selective CO₂ Electroreduction to C₂+ Products over Cu₂O-Decorated 2D Metal–Organic Frameworks with Rich Heterogeneous Interfaces*. Nano Letters, 2023. **23**(4): p. 1474-1480.
187. Kempasiddaiah, M., et al., *Interface-Rich Highly Oxophilic Copper/Tin–Oxide Nanocomposite on Reduced Graphene Oxide for Efficient Electroreduction of CO₂ to Formate*. ACS Applied Energy Materials, 2023. **6**(5): p. 3020-3031.
188. Du, R., et al., *In Situ Engineering of the Cu+/CuO Interface to Boost C₂+ Selectivity in CO₂ Electroreduction*. ACS Applied Materials & Interfaces, 2022. **14**(32): p. 36527-36535.
189. Liang, H.-Q., et al., *Hydrophobic Copper Interfaces Boost Electroreduction of Carbon Dioxide to Ethylene in Water*. ACS Catalysis, 2021. **11**(2): p. 958-966.
190. Yin, J., et al., *Customizable CO₂ Electroreduction to C₁ or C₂+ Products through Cuy/CeO₂ Interface Engineering*. ACS Catalysis, 2022. **12**(2): p. 1004-1011.
191. Li, K., et al., *In Situ Dynamic Construction of a Copper Tin Sulfide Catalyst for High-Performance Electrochemical CO₂ Conversion to Formate*. ACS Catalysis, 2022. **12**(16): p. 9922-9932.
192. Kou, T., et al., *Amorphous CeO₂–Cu Heterostructure Enhances CO₂ Electroreduction to Multicarbon Alcohols*. ACS Materials Letters, 2022. **4**(10): p. 1999-2008.
193. Rudd, J.A., et al., *Investigation into the Re-Arrangement of Copper Foams Pre- and Post-CO₂ Electrocatalysis*. 2021. **3**(3): p. 687-703.
194. Zeng, J., et al., *Engineering copper nanoparticle electrodes for tunable electrochemical reduction of carbon dioxide*. Electrochimica Acta, 2023. **464**: p. 142862.
195. Tafazoli, S., et al., *In-situ surface enhanced Raman spectroscopy investigations on surface transformations of oxide derived copper electrodes during CO₂RR*. Journal of Catalysis, 2023. **423**: p. 118-128.
196. Yang, P.-P., et al., *Highly Enhanced Chloride Adsorption Mediates Efficient Neutral CO₂ Electroreduction over a Dual-Phase Copper Catalyst*. Journal of the American Chemical Society, 2023. **145**(15): p. 8714-8725.
197. Ren, W., et al., *Isolated copper–tin atomic interfaces tuning electrocatalytic CO₂ conversion*. Nature Communications, 2021. **12**(1): p. 1449.
198. Tan, X., et al., *Stabilizing Copper by a Reconstruction-Resistant Atomic Cu–O–Si Interface for Electrochemical CO₂ Reduction*. Journal of the American Chemical Society, 2023. **145**(15): p. 8656-8664.
199. Ismail, F., et al., *Atomically Isolated Nickel–Nitrogen–Carbon Electrocatalysts Derived by the Utilization of Mg²⁺ ions as Spacers in Bimetallic Ni/Mg–Metal–Organic Framework Precursors for Boosting the Electroreduction of CO₂*. ACS Applied Energy Materials, 2022. **5**(8): p. 9408-9417.
200. Lan, Y., et al., *SnO₂-Modified Two-Dimensional CuO for Enhanced Electrochemical Reduction of CO₂ to C₂H₄*. ACS Applied Materials & Interfaces, 2020. **12**(32): p. 36128-36136.

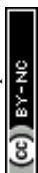
View Article Online
DOI: 10.1039/D4MA00321G



201. Wang, J., et al., *Grain-Boundary-Engineered La₂CuO₄ Perovskite Nanobamboos for Efficient CO₂ Reduction Reaction*. Nano Letters, 2021. **21**(2): p. 980-987. View Article Online
DOI: 10.1039/D4MA00321G
202. Liu, L.-X., et al., *Enriching the Local Concentration of CO Intermediates on Cu Cavities for the Electrocatalytic Reduction of CO₂ to C₂+ Products*. ACS Applied Materials & Interfaces, 2023. **15**(13): p. 16673-16679.
203. Liu, X.-C., et al., *Tailoring the Electrochemical Protonation Behavior of CO₂ by Tuning Surface Noncovalent Interactions*. ACS Catalysis, 2021. **11**(24): p. 14986-14994.
204. Wu, Q., et al., *Nanograin-Boundary-Abundant Cu₂O-Cu Nanocubes with High C₂+ Selectivity and Good Stability during Electrochemical CO₂ Reduction at a Current Density of 500 mA/cm²*. ACS Nano, 2023. **17**(13): p. 12884-12894.
205. Shi, Y.-F., et al., *Methanol Synthesis from CO₂/CO Mixture on Cu-Zn Catalysts from Microkinetics-Guided Machine Learning Pathway Search*. Journal of the American Chemical Society, 2022. **144**(29): p. 13401-13414.
206. Li, H., et al., *C₂+ Selectivity for CO₂ Electroreduction on Oxidized Cu-Based Catalysts*. Journal of the American Chemical Society, 2023. **145**(26): p. 14335-14344.
207. Zhang, J., et al., *Surface promotion of copper nanoparticles with alumina clusters derived from layered double hydroxide accelerates CO₂ reduction to ethylene in membrane electrode assemblies*. Nano Research, 2023. **16**(4): p. 4685-4690.
208. Scholten, F., et al., *Plasma-Modified Dendritic Cu Catalyst for CO₂ Electroreduction*. ACS Catalysis, 2019. **9**(6): p. 5496-5502.
209. Deng, H., et al., *Amino Assisted Protonation for Carbon-Carbon Coupling During Electroreduction of Carbon Dioxide to Ethylene on Copper(I) Oxide*. 2021. **13**(20): p. 4325-4333.
210. Xu, X., et al., *Density functional theory study of CO₂ reduction to CH₃OH on the surfaces of metal (Cu, Ni, and Mn)-doped carbon nanotubes*. Journal of Physics and Chemistry of Solids, 2022. **162**: p. 110537.
211. Shan, J., et al., *Effective CO₂ electroreduction toward C₂H₄ boosted by Ce-doped Cu nanoparticles*. Chemical Engineering Journal, 2022. **433**: p. 133769.
212. Mao, D., et al., *The influence of the compositions and structures of Cu-ZrO₂ catalysts on the catalytic performance of CO₂ hydrogenation to CH₃OH*. Chemical Engineering Journal, 2023. **471**: p. 144605.
213. Eid, K., et al., *Precise fabrication of porous one-dimensional gC₃N₄ nanotubes doped with Pd and Cu atoms for efficient CO oxidation and CO₂ reduction*. Inorganic Chemistry Communications, 2019. **107**: p. 107460.
214. Gao, F., et al., *Efficient CO₂ reduction to formate using a Cu-doped BiVO₄ electrocathode in a WO₃ photoanode-assisted photoelectrocatalytic system*. Journal of Electroanalytical Chemistry, 2023. **930**: p. 117146.
215. Fang, M., et al., *Aluminum-Doped Mesoporous Copper Oxide Nanofibers Enabling High-Efficiency CO₂ Electroreduction to Multicarbon Products*. Chemistry of Materials, 2022. **34**(20): p. 9023-9030.
216. Yang, S., et al., *Near-Unity Electrochemical CO₂ to CO Conversion over Sn-Doped Copper Oxide Nanoparticles*. ACS Catalysis, 2022. **12**(24): p. 15146-15156.
217. Zhang, Y., X.-Y. Zhang, and W.-Y. Sun, *In Situ Carbon-Encapsulated Copper-Doped Cerium Oxide Derived from MOFs for Boosting CO₂-to-CH₄ Electro-Conversion*. ACS Catalysis, 2023. **13**(2): p. 1545-1553.
218. Kim, B., et al., *Trace-Level Cobalt Dopants Enhance CO₂ Electroreduction and Ethylene Formation on Copper*. ACS Energy Letters, 2023. **8**(8): p. 3356-3364.
219. Zhong, X., et al., *Sn Dopants with Synergistic Oxygen Vacancies Boost CO₂ Electroreduction on CuO Nanosheets to CO at Low Overpotential*. ACS Nano, 2022. **16**(11): p. 19210-19219.
220. Shen, H., et al., *In-Situ Constructing of Copper-Doped Bismuth Catalyst for Highly Efficient CO₂ Electrolysis to Formate in Ampere-Level*. 2023. **13**(1): p. 2202818.



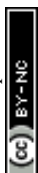
221. Ju, W., et al., *Sn-Decorated Cu for Selective Electrochemical CO₂ to CO Conversion: Precision Architecture beyond Composition Design*. ACS Applied Energy Materials, 2019. **2**(1): p. 867-872. View Article Online
DOI: 10.1039/D4MA00321G
222. Chen, C.S., J.H. Wan, and B.S. Yeo, *Electrochemical Reduction of Carbon Dioxide to Ethane Using Nanostructured Cu₂O-Derived Copper Catalyst and Palladium(II) Chloride*. The Journal of Physical Chemistry C, 2015. **119**(48): p. 26875-26882.
223. Hu, C., et al., *Porosity-Induced High Selectivity for CO₂ Electroreduction to CO on Fe-Doped ZIF-Derived Carbon Catalysts*. ACS Catalysis, 2019. **9**(12): p. 11579-11588.
224. Li, P., et al., *p-d Orbital Hybridization Induced by p-Block Metal-Doped Cu Promotes the Formation of C₂+ Products in Ampere-Level CO₂ Electroreduction*. Journal of the American Chemical Society, 2023. **145**(8): p. 4675-4682.
225. Nellaiappan, S., et al., *Electroreduction of Carbon Dioxide into Selective Hydrocarbons at Low Overpotential Using Isomorphic Atomic Substitution in Copper Oxide*. ACS Sustainable Chemistry & Engineering, 2020. **8**(1): p. 179-189.
226. Ravari, M.H., A. Sarrafi, and M. Tahmooreesi, *Synthesizing and characterizing the mixed Al,Cu-pillared and copper doped Al-pillared bentonite for electrocatalytic reduction of CO₂*. South African Journal of Chemical Engineering, 2020. **31**: p. 1-6.
227. Yuan, H., et al., *Dynamic re-construction of sulfur tailored Cu₂O for efficient electrochemical CO₂ reduction to formate over a wide potential window*. Applied Surface Science, 2023. **613**: p. 156130.
228. An, C., et al., *Cooperated catalytic mechanism of atomically dispersed binary Cu-N₄ and Zn-N₄ in N-doped carbon materials for promoting electrocatalytic CO₂ reduction to CH₄*. Chemical Engineering Journal, 2023. **471**: p. 144618.
229. Zhang, Y., et al., *CO₂ reduction performance of Cu/Er supported on N-doped graphene: A first principles study*. Molecular Catalysis, 2023. **547**: p. 113335.
230. Choukroun, D., et al., *Bifunctional Nickel-Nitrogen-Doped-Carbon-Supported Copper Electrocatalyst for CO₂ Reduction*. The Journal of Physical Chemistry C, 2020. **124**(2): p. 1369-1381.
231. Patra, K.K., et al., *Operando Spectroscopic Investigation of a Boron-Doped CuO Catalyst and Its Role in Selective Electrochemical C-C Coupling*. ACS Applied Energy Materials, 2020. **3**(11): p. 11343-11349.
232. Yang, D., et al., *Selective electroreduction of carbon dioxide to methanol on copper selenide nanocatalysts*. Nature Communications, 2019. **10**(1): p. 677.
233. Zhang, W., et al., *Br-Doped CuO Multilamellar Mesoporous Nanosheets with Oxygen Vacancies and Cetyltrimethyl Ammonium Cations Adsorption for Optimizing Intermediate Species and Their Adsorption Behaviors toward CO₂ Electroreduction to Ethanol with a High Faradaic Efficiency*. Inorganic Chemistry, 2021. **60**(18): p. 14371-14381.
234. Saxena, A., et al., *Copper Cobalt Selenide as a Bifunctional Electrocatalyst for the Selective Reduction of CO₂ to Carbon-Rich Products and Alcohol Oxidation*. ACS Applied Materials & Interfaces, 2023. **15**(11): p. 14433-14446.
235. Park, D.G., et al., *Increasing CO Binding Energy and Defects by Preserving Cu Oxidation State via O₂-Plasma-Assisted N Doping on CuO Enables High C₂+ Selectivity and Long-Term Stability in Electrochemical CO₂ Reduction*. ACS Catalysis, 2023. **13**(13): p. 9222-9233.
236. Ma, X., et al., *Facet Dopant Regulation of Cu₂O Boosts Electrocatalytic CO₂ Reduction to Formate*. 2023. **33**(16): p. 2213145.
237. Liu, D., Y. Liu, and M. Li, *Understanding How Atomic Sulfur Controls the Selectivity of the Electroreduction of CO₂ to Formic Acid on Metallic Cu Surfaces*. The Journal of Physical Chemistry C, 2020. **124**(11): p. 6145-6153.
238. Phillips, K.R., et al., *Sulfide-Derived Copper for Electrochemical Conversion of CO₂ to Formic Acid*. The Journal of Physical Chemistry Letters, 2018. **9**(15): p. 4407-4412.



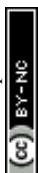
239. Zheng, M., et al., *Electrocatalytic CO₂-to-C₂+ with Ampere-Level Current on Heteroatom-Engineered Copper via Tuning *CO Intermediate Coverage*. Journal of the American Chemical Society, 2022. **144**(32): p. 14936-14944.
240. Gao, L., et al., *Fabrication of Cu (1 0 0) facet-enhanced ionic liquid/copper hybrid catalysis via one-step electro-codeposition for CO₂ER toward C₂*. Fuel, 2022. **322**: p. 124103.
241. Yu, J., et al., *Enhancing the electrochemical reduction of carbon dioxide to multi-carbon products on copper nanosheet arrays via cation-catalyst interaction*. Cell Reports Physical Science, 2023. **4**(4).
242. Lyu, Z., Y. Shang, and Y. Xia, *Shape-Controlled Synthesis of Copper Nanocrystals for Plasmonic, Biomedical, and Electrocatalytic Applications*. Accounts of Materials Research, 2022. **3**(11): p. 1137-1148.
243. Mangione, G., et al., *Dual-facet mechanism in copper nanocubes for electrochemical CO₂ reduction into ethylene*. The Journal of Physical Chemistry Letters, 2019. **10**(15): p. 4259-4265.
244. Mandal, S.C., et al., *Hexagonal Cu(111) Monolayers for Selective CO₂ Hydrogenation to CH₃OH: Insights from Density Functional Theory*. ACS Applied Nano Materials, 2019. **2**(12): p. 7686-7695.
245. De Gregorio, G.L., et al., *Facet-dependent selectivity of Cu catalysts in electrochemical CO₂ reduction at commercially viable current densities*. ACS catalysis, 2020. **10**(9): p. 4854-4862.
246. Kim, J.Y., et al., *High Facets on Nanowrinkled Cu via Chemical Vapor Deposition Graphene Growth for Efficient CO₂ Reduction into Ethanol*. ACS Catalysis, 2021. **11**(9): p. 5658-5665.
247. Iyengar, P., et al., *Elucidating the facet-dependent selectivity for CO₂ electroreduction to ethanol of Cu–Ag tandem catalysts*. Acs Catalysis, 2021. **11**(8): p. 4456-4463.
248. Luo, W., et al., *Facet dependence of CO₂ reduction paths on Cu electrodes*. Acs Catalysis, 2016. **6**(1): p. 219-229.
249. Fu, W., et al., *Promoting C₂+ Production from Electrochemical CO₂ Reduction on Shape-Controlled Cuprous Oxide Nanocrystals with High-Index Facets*. ACS Sustainable Chemistry & Engineering, 2020. **8**(40): p. 15223-15229.
250. Ma, Y., et al., *Confined growth of silver–copper janus nanostructures with {100} facets for highly selective tandem electrocatalytic carbon dioxide reduction*. Advanced Materials, 2022. **34**(19): p. 2110607.
251. Rahmani, A. and H. Farsi, *Nanostructured copper molybdates as promising bifunctional electrocatalysts for overall water splitting and CO₂ reduction*. RSC advances, 2020. **10**(64): p. 39037-39048.
252. Zheng, M., et al., *The Facet Dependence of CO₂ Electroreduction Selectivity on a Pd₃Au Bimetallic Catalyst: A DFT Study*. Molecules, 2023. **28**(7): p. 3169.
253. Zhang, G., et al., *Efficient CO₂ electroreduction on facet-selective copper films with high conversion rate*. Nature Communications, 2021. **12**(1): p. 5745.
254. Han, L., et al., *Copper nanowire with enriched high-index facets for highly selective CO₂ reduction*. SmartMat, 2022. **3**(1): p. 142-150.
255. Gao, L., et al., *Fabrication of Cu (100) facet-enhanced ionic liquid/copper hybrid catalysis via one-step electro-codeposition for CO₂ER toward C₂*. Fuel, 2022. **322**: p. 124103.
256. Yu, J., et al., *Enhancing the electrochemical reduction of carbon dioxide to multi-carbon products on copper nanosheet arrays via cation-catalyst interaction*. Cell Reports Physical Science, 2023. **4**(4): p. 101366.
257. Ma, Y., et al., *Confined Growth of Silver–Copper Janus Nanostructures with {100} Facets for Highly Selective Tandem Electrocatalytic Carbon Dioxide Reduction*. 2022. **34**(19): p. 2110607.
258. Han, L., et al., *Copper nanowire with enriched high-index facets for highly selective CO₂ reduction*. 2022. **3**(1): p. 142-150.
259. Ahmad, A., et al., *Cu-doped zeolite imidazole framework (ZIF-8) for effective electrocatalytic CO₂ reduction*. Journal of CO₂ Utilization, 2021. **48**: p. 101523.



260. Garcia, L., et al., *Methanol electrosynthesis from CO₂ reduction reaction in polymer electrolyte reactors–fuel cell type using [6, 6'-(2, 2'-bipyridine-6, 6'-diyl) bis (1, 3, 5-triazine-2, 4-diamine)](dinitrate-O) copper (II) complex*. *Materials Today Sustainability*, 2022. **19**: p. 100177. View Article Online
DOI: 10.1059/1044MA00321G
261. Zhou, Y., et al., *Spatial confinement in copper-porphyrin frameworks enhances carbon dioxide reduction to hydrocarbons*. *Cell Reports Physical Science*, 2020. **1**(9).
262. Zhao, Z., et al., *Generalized surface coordination number as an activity descriptor for CO₂ reduction on Cu surfaces*. *The Journal of Physical Chemistry C*, 2016. **120**(49): p. 28125-28130.
263. Zhou, H., et al., *Coordination Engineering in Cobalt–Nitrogen-Functionalized Materials for CO₂ Reduction*. *The Journal of Physical Chemistry Letters*, 2019. **10**(21): p. 6551-6557.
264. Liu, J., et al., *Controlled Synthesis of EDTA-Modified Porous Hollow Copper Microspheres for High-Efficiency Conversion of CO₂ to Multicarbon Products*. *Nano Letters*, 2020. **20**(7): p. 4823-4828.
265. Tan, X., et al., *Restructuring of Cu₂O to Cu₂O@ Cu-metal–organic frameworks for selective electrochemical reduction of CO₂*. *ACS applied materials & interfaces*, 2019. **11**(10): p. 9904-9910.
266. Wu, Y., et al., *Sn Atoms on Cu Nanoparticles for Suppressing Competitive H₂ Evolution in CO₂ Electrolysis*. *ACS Applied Nano Materials*, 2021. **4**(5): p. 4994-5003.
267. Kusama, S., et al., *Crystalline copper (II) phthalocyanine catalysts for electrochemical reduction of carbon dioxide in aqueous media*. *ACS Catalysis*, 2017. **7**(12): p. 8382-8385.
268. Wang, R., et al., *Partial Coordination-Perturbed Bi-Copper Sites for Selective Electroreduction of CO₂ to Hydrocarbons*. *Angewandte Chemie International Edition*, 2021. **60**(36): p. 19829-19835.
269. Liu, Y.Y., et al., *A Stable Metal-azolate Framework with Cyclic Tetracopper (I) Clusters for Highly Selective Electroreduction of CO₂ to C₂ Products*. *Chemistry–An Asian Journal*, 2022. **17**(21): p. e202200764.
270. Zhang, Y., et al., *Hydroxy-Group-Functionalized Single Crystal of Copper (II)-Porphyrin Complex for Electroreduction CO₂ to CH₄*. *ChemSusChem*, 2022. **15**(4): p. e202102528.
271. Tang, Q., et al., *Lattice-hydride mechanism in electrocatalytic CO₂ reduction by structurally precise copper-hydride nanoclusters*. *Journal of the American Chemical Society*, 2017. **139**(28): p. 9728-9736.
272. Xue, L., et al., *Hydrophobic 1-octadecanethiol functionalized copper catalyst promotes robust high-current CO₂ gas-diffusion electrolysis*. *Nano Research*, 2022. **15**: p. 1393-1398.
273. Xiao, Y.-H., et al., *Helical copper-porphyrinic framework nanoarrays for highly efficient CO₂ electroreduction*. *Science China Materials*, 2022. **65**(5): p. 1269-1275.
274. Yang, B., et al., *Electrocatalytic CO₂ reduction to alcohols by modulating the molecular geometry and Cu coordination in bicentric copper complexes*. *Nature Communications*, 2022. **13**(1): p. 5122.
275. Fang, M., et al., *Hydrophobic, Ultrastable Cu^{δ+} for Robust CO₂ Electroreduction to C₂ Products at Ampere-Current Levels*. *Journal of the American Chemical Society*, 2023. **145**(20): p. 11323-11332.
276. Singh, A.K., et al., *Exploring Ligand-Controlled C₂ Product Selectivity in Carbon Dioxide Reduction with Copper Metal–Organic Framework Nanosheets*. *Inorganic Chemistry*, 2023. **62**(23): p. 8803-8811.
277. Han, X., et al., *Atomic Layer Infiltration Enabled Cu Coordination Environment Construction for Enhanced Electrochemical CO₂ Reduction Selectivity: Case Study of a Cu Metal–Organic Framework*. *Chemistry of Materials*, 2022. **34**(15): p. 6713-6722.
278. Yao, K., et al., *Mechanistic Insights into OC–COH Coupling in CO₂ Electroreduction on Fragmented Copper*. *Journal of the American Chemical Society*, 2022. **144**(31): p. 14005-14011.



279. Liu, Y., et al., *Ligand-Controlled Electroreduction of CO₂ to Formate over Facet-Defined Bimetallic Sulfide Nanoplates*. Nano Letters, 2023. **23**(13): p. 5911-5918. View Article Online
DOI: 10.1039/D4MA00321G
280. Liu, Y.-Y., et al., *Insight into the Effect of the d-Orbital Energy of Copper Ions in Metal–Organic Frameworks on the Selectivity of Electroreduction of CO₂ to CH₄*. ACS Catalysis, 2022. **12**(5): p. 2749-2755.
281. Lu, X.K., et al., *Stabilization of Undercoordinated Cu Sites in Strontium Copper Oxides for Enhanced Formation of C₂+ Products in Electrochemical CO₂ Reduction*. ACS Catalysis, 2022. **12**(11): p. 6663-6671.
282. Garcia, L.M.S., et al., *Methanol electrosynthesis from CO₂ reduction reaction in polymer electrolyte reactors – fuel cell type using [6,6'-(2,2'-bipyridine-6,6'-diyl)bis(1,3,5-triazine-2,4-diamine)] (dinitrate-O) copper (II) complex*. Materials Today Sustainability, 2022. **19**: p. 100177.
283. Zhou, Y., et al., *Spatial Confinement in Copper-Porphyrin Frameworks Enhances Carbon Dioxide Reduction to Hydrocarbons*. Cell Reports Physical Science, 2020. **1**(9): p. 100182.
284. Tan, X., et al., *Restructuring of Cu₂O to Cu₂O@Cu-Metal–Organic Frameworks for Selective Electrochemical Reduction of CO₂*. ACS Applied Materials & Interfaces, 2019. **11**(10): p. 9904-9910.
285. Kusama, S., et al., *Crystalline Copper(II) Phthalocyanine Catalysts for Electrochemical Reduction of Carbon Dioxide in Aqueous Media*. ACS Catalysis, 2017. **7**(12): p. 8382-8385.
286. Wang, R., et al., *Partial Coordination-Perturbed Bi-Copper Sites for Selective Electroreduction of CO₂ to Hydrocarbons*. 2021. **60**(36): p. 19829-19835.
287. Liu, Y.-Y., et al., *A Stable Metal-azolate Framework with Cyclic Tetracopper(I) Clusters for Highly Selective Electroreduction of CO₂ to C₂ Products*. 2022. **17**(21): p. e202200764.
288. Zhang, Y., et al., *Hydroxy-Group-Functionalized Single Crystal of Copper(II)-Porphyrin Complex for Electroreduction CO₂ to CH₄*. 2022. **15**(4): p. e202102528.
289. Xue, L., et al., *Hydrophobic 1-octadecanethiol functionalized copper catalyst promotes robust high-current CO₂ gas-diffusion electrolysis*. Nano Research, 2022. **15**(2): p. 1393-1398.
290. Yang, Z., et al., *Modulable Cu (0)/Cu (I)/Cu (II) sites of Cu/C catalysts derived from MOF for highly selective CO₂ electroreduction to hydrocarbons*. Vacuum, 2023: p. 112231.
291. Liu, W., et al., *Edge-located Fe-N₄ sites on porous Graphene-like nanosheets for boosting CO₂ electroreduction*. Chemical Engineering Journal, 2022. **431**: p. 134269.
292. Zhu, C., et al., *Product-specific active site motifs of Cu for electrochemical CO₂ reduction*. Chem, 2021. **7**(2): p. 406-420.
293. Chen, S., et al., *MOF encapsulating N-heterocyclic carbene-ligated copper single-atom site catalyst towards efficient methane electrosynthesis*. Angewandte Chemie, 2022. **134**(4): p. e202114450.
294. Cheng, D., et al., *The nature of active sites for carbon dioxide electroreduction over oxide-derived copper catalysts*. Nature communications, 2021. **12**(1): p. 395.
295. Yuan, X., et al., *Controllable Cu⁰-Cu⁺ sites for electrocatalytic reduction of carbon dioxide*. Angewandte Chemie, 2021. **133**(28): p. 15472-15475.
296. Guan, A., et al., *Boosting CO₂ Electroreduction to CH₄ via Tuning Neighboring Single-Copper Sites*. ACS Energy Letters, 2020. **5**(4): p. 1044-1053.
297. Hahn, C., et al., *Engineering Cu surfaces for the electrocatalytic conversion of CO₂: Controlling selectivity toward oxygenates and hydrocarbons*. Proceedings of the National Academy of Sciences, 2017. **114**(23): p. 5918-5923.
298. Heng, J.-M., et al., *A Conductive Dinuclear Cuprous Complex Mimicking the Active Edge Site of the Copper (100)/(111) Plane for Selective Electroreduction of CO₂ to C₂H₄ at Industrial Current Density*. Research, 2022. **2022**: p. 0008.
299. Liang, Y., et al., *Stabilizing copper sites in coordination polymers toward efficient electrochemical CC coupling*. Nature Communications, 2023. **14**(1): p. 474.



300. Shan, C., et al., *Site-selective growth of AgPd nanodendrite-modified Au nanoprisms: high electrocatalytic performance for CO₂ reduction*. Chemistry of Materials, 2017. **29**(14): p. 6030-6043. View Article Online
DOI: 10.1039/D4MA00321G
301. Zhang, K., et al., *Status and perspectives of key materials for PEM electrolyzer*. Nano Research Energy, 2022. **1**: p. e9120032.
302. Varandili, S.B., et al., *Synthesis of Cu/CeO_{2-x} Nanocrystalline Heterodimers with Interfacial Active Sites To Promote CO₂ Electroreduction*. ACS Catalysis, 2019. **9**(6): p. 5035-5046.
303. Han, H., et al., *Lattice-disorder layer generation from liquid processing at room temperature with boosted nanointerface exposure toward water splitting*. Sustainable Energy & Fuels, 2022. **6**(12): p. 3008-3013.
304. Zhu, H.-L., et al., *Highly Efficient Electroconversion of CO₂ into CH₄ by a Metal–Organic Framework with Trigonal Pyramidal Cu(I)N₃ Active Sites*. ACS Catalysis, 2021. **11**(18): p. 11786-11792.
305. Yan, T., et al., *Copper(II) Frameworks with Varied Active Site Distribution for Modulating Selectivity of Carbon Dioxide Electroreduction*. ACS Applied Materials & Interfaces, 2022. **14**(11): p. 13645-13652.
306. Yang, Z., et al., *Modulable Cu(0)/Cu(I)/Cu(II) sites of Cu/ C catalysts derived from MOF for highly selective CO₂ electroreduction to hydrocarbons*. Vacuum, 2023. **215**: p. 112231.
307. Dou, T., et al., *Sulfurization-derived Cu⁰–Cu⁺ sites for electrochemical CO₂ reduction to ethanol*. Journal of Power Sources, 2022. **533**: p. 231393.
308. Ma, C., et al., *Bimetallic atomic Fe–Mn metal-nitrogen active sites for synergistic enhancement of CO₂ electroreduction efficiency*. Environmental Functional Materials, 2022. **1**(3): p. 284-297.
309. Yuan, X., et al., *Controllable Cu⁰–Cu⁺ Sites for Electrocatalytic Reduction of Carbon Dioxide*. 2021. **60**(28): p. 15344-15347.
310. Heng, J.-M., et al., *A Conductive Dinuclear Cuprous Complex Mimicking the Active Edge Site of the Copper(100)/(111) Plane for Selective Electroreduction of CO₂ to C₂H₄ at Industrial Current Density*. Research, 2022. **2022**.
311. Liang, Y., et al., *Stabilizing copper sites in coordination polymers toward efficient electrochemical C–C coupling*. Nature Communications, 2023. **14**(1): p. 474.
312. Li, Z., et al., *Coupling Atomically Dispersed Fe–N₅ Sites with Defective N-Doped Carbon Boosts CO₂ Electroreduction*. 2022. **18**(38): p. 2203495.
313. Wang, X., et al., *Microenvironment and Nanoreactor Engineering of Single-Site Metal Catalysts for Electrochemical CO₂ Reduction*. Energy & Fuels, 2021. **35**(12): p. 9795-9808.
314. Kim, T., et al., *How Strain Alters CO₂ Electroreduction on Model Cu(001) Surfaces*. ACS Catalysis, 2021. **11**(11): p. 6662-6671.
315. Kang, W.-J., et al., *Strain-Activated Copper Catalyst for pH-Universal Hydrogen Evolution Reaction*. 2022. **32**(18): p. 2112367.
316. Du, Y. and W. An, *Effects of Uniaxial Lattice Strain and Explicit Water Solvation on CO₂ Electroreduction over a Cu Electrode: A Density Functional Theory Perspective*. The Journal of Physical Chemistry C, 2021. **125**(17): p. 9138-9149.
317. Adit Maark, T. and B.R.K. Nanda, *Enhancing CO₂ Electroreduction by Tailoring Strain and Ligand Effects in Bimetallic Copper–Rhodium and Copper–Nickel Heterostructures*. The Journal of Physical Chemistry C, 2017. **121**(8): p. 4496-4504.
318. Liu, F., C. Wu, and S. Yang, *Strain and Ligand Effects on CO₂ Reduction Reactions over Cu–Metal Heterostructure Catalysts*. The Journal of Physical Chemistry C, 2017. **121**(40): p. 22139-22146.
319. Yu, D., et al., *Strain-Stabilized Metastable Face-Centered Tetragonal Gold Overlayer for Efficient CO₂ Electroreduction*. Nano Letters, 2021. **21**(2): p. 1003-1010.
320. Wei, Z., et al., *Enhancing Selective Electrochemical CO₂ Reduction by In Situ Constructing Tensile-Strained Cu Catalysts*. ACS Catalysis, 2023. **13**(7): p. 4711-4718.

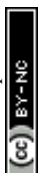


321. Wang, H., et al., *Strain in Copper/Ceria Heterostructure Promotes Electrosynthesis of Multicarbon Products*. ACS Nano, 2023. **17**(1): p. 346-354. View Article Online
DOI: 10.1039/D4MA00321G
322. Feng, J., et al., *Improving CO₂-to-C₂+ Product Electroreduction Efficiency via Atomic Lanthanide Dopant-Induced Tensile-Strained CuO_x Catalysts*. Journal of the American Chemical Society, 2023. **145**(17): p. 9857-9866.
323. Hao, J., et al., *Strain Relaxation in Metal Alloy Catalysts Steers the Product Selectivity of Electrocatalytic CO₂ Reduction*. ACS Nano, 2022. **16**(2): p. 3251-3263.
324. Li, H., et al., *Strain-Regulated Pd/Cu Core/Shell Icosahedra for Tunable Syngas Electrosynthesis from CO₂*. Chemistry of Materials, 2022. **34**(17): p. 7995-8003.
325. Guzmán, H., et al., *Ultrasound-assisted synthesis of copper-based catalysts for the electrocatalytic CO₂ reduction: Effect of ultrasound irradiation, precursor concentration and calcination temperature*. Sustainable Materials and Technologies, 2023. **35**: p. e00557.
326. Downes, C.A., et al., *Electrocatalytic CO₂ Reduction over Cu₃P Nanoparticles Generated via a Molecular Precursor Route*. ACS Applied Energy Materials, 2020. **3**(11): p. 10435-10446.
327. Zhang, Y., et al., *Cu/Cu₂O Nanoparticles Supported on Vertically ZIF-L-Coated Nitrogen-Doped Graphene Nanosheets for Electroreduction of CO₂ to Ethanol*. ACS Applied Nano Materials, 2020. **3**(1): p. 257-263.
328. Dou, T., et al., *CuS Nanosheet Arrays for Electrochemical CO₂ Reduction with Surface Reconstruction and the Effect on Selective Formation of Formate*. ACS Applied Energy Materials, 2021. **4**(5): p. 4376-4384.
329. Chen, S., et al., *Anisotropic Seeded Growth of Cu–M (M = Au, Pt, or Pd) Bimetallic Nanorods with Tunable Optical and Catalytic Properties*. The Journal of Physical Chemistry C, 2013. **117**(17): p. 8924-8932.
330. Zheng, Y., et al., *Seeded Growth of Gold–Copper Janus Nanostructures as a Tandem Catalyst for Efficient Electroreduction of CO₂ to C₂+ Products*. 2022. **18**(19): p. 2201695.
331. Wang, Y., et al., *Tunable Syngas Formation from Electrochemical CO₂ Reduction on Copper Nanowire Arrays*. ACS Applied Energy Materials, 2020. **3**(10): p. 9841-9847.
332. Wang, H., et al., *Scalable Edge-Oriented Metallic Two-Dimensional Layered Cu₂Te Arrays for Electrocatalytic CO₂ Methanation*. ACS Nano, 2023. **17**(5): p. 4790-4799.
333. Sirisomboonchai, S., et al., *Efficient CO₂ Electrochemical Reduction by a Robust Electrocatalyst Fabricated by Electrodeposition of Indium and Zinc over Copper Foam*. ACS Applied Energy Materials, 2022. **5**(8): p. 9846-9857.
334. Gao, Y., et al., *Hydrothermal Synthesis of CuS Catalysts for Electrochemical CO₂ Reduction: Unraveling the Effect of the Sulfur Precursor*. ACS Applied Energy Materials, 2023. **6**(3): p. 1340-1354.
335. Pan, X., et al., *Poly(ionic liquid) nanovesicles via polymerization induced self-assembly and their stabilization of Cu nanoparticles for tailored CO₂ electroreduction*. Journal of Colloid and Interface Science, 2023. **637**: p. 408-420.
336. Ye, C., et al., *Enhanced Electrochemical CO₂ Reduction to Formate on Poly(4-vinylpyridine)-Modified Copper and Gold Electrodes*. ACS Applied Materials & Interfaces, 2022. **14**(40): p. 45263-45271.
337. Jun, M., et al., *Polymer-Covered Copper Catalysts Alter the Reaction Pathway of the Electrochemical CO₂ Reduction Reaction*. ACS Omega, 2022. **7**(47): p. 42655-42663.
338. Chang, M., et al., *Ionomers Modify the Selectivity of Cu-Catalyzed Electrochemical CO₂ Reduction*. 2023. **16**(5): p. e202201687.
339. Chang, Q., et al., *Electrochemical CO₂ Reduction Reaction over Cu Nanoparticles with Tunable Activity and Selectivity Mediated by Functional Groups in Polymeric Binder*. JACS Au, 2022. **2**(1): p. 214-222.
340. Wang, J., et al., *Selective CO₂ Electrochemical Reduction Enabled by a Tricomponent Copolymer Modifier on a Copper Surface*. Journal of the American Chemical Society, 2021. **143**(7): p. 2857-2865.

Open Access Article. Published on 26 srpnja 2024. Downloaded on 13/9/2024, 7:07:05.
This article is licensed under a Creative Commons Attribution-NonCommercial 3.0 Unported Licence.



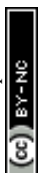
341. Wei, X., et al., *Highly Selective Reduction of CO₂ to C₂₊ Hydrocarbons at Copper/Polyaniline Interfaces*. ACS Catalysis, 2020. **10**(7): p. 4103-4111. View Article Online
DOI: 10.1039/D4MA00321G
342. Zhang, L., et al., *Enhanced Cuprophilic Interactions in Crystalline Catalysts Facilitate the Highly Selective Electroreduction of CO₂ to CH₄*. Journal of the American Chemical Society, 2021. **143**(10): p. 3808-3816.
343. Li, J., et al., *Polyquinone Modification Promotes CO₂ Activation and Conversion to C₂₊ Products over Copper Electrode*. ACS Energy Letters, 2022. **7**(11): p. 4045-4051.
344. Zhang, H., et al., *Creating Polycrystalline Cu Catalysts via Capping Agents and Electrochemical Treatment for CO₂ Reduction to C₂H₄*. Energy & Fuels, 2023. **37**(1): p. 529-538.
345. Hao, Y., et al., *Self-supported copper selenide nanosheets for electrochemical carbon dioxide conversion to syngas with a broad H₂-to-CO ratio*. Electrochimica Acta, 2023. **449**: p. 142213.
346. Dongare, S., N. Singh, and H. Bhunia, *Oxide-derived Cu-Zn nanoparticles supported on N-doped graphene for electrochemical reduction of CO₂ to ethanol*. Applied Surface Science, 2021. **556**: p. 149790.
347. Han, J., et al., *Insight into the effect of surface coverage of carbon support on selective CO₂ electroreduction to C₂H₄ over copper-based catalyst*. Applied Surface Science, 2023. **609**: p. 155394.
348. Gu, L., J. Ftouni, and A.D. Chowdhury, *Evaluating carbon dioxide reduction over copper supported on precipitated calcium carbonate via electrochemical route*. Materials Today Chemistry, 2023. **30**: p. 101539.
349. Lim, J.W., et al., *Spontaneously Formed CuS_x Catalysts for Selective and Stable Electrochemical Reduction of Industrial CO₂ Gas to Formate*. ACS applied materials & interfaces, 2020. **12**(20): p. 22891-22900.
350. Kim, C., L.-C. Weng, and A.T. Bell, *Impact of pulsed electrochemical reduction of CO₂ on the formation of C₂₊ products over Cu*. ACS Catalysis, 2020. **10**(21): p. 12403-12413.
351. Ahn, S., et al., *Poly-amide modified copper foam electrodes for enhanced electrochemical reduction of carbon dioxide*. ACS Catalysis, 2018. **8**(5): p. 4132-4142.
352. An, X., et al., *Bi-Doped SnO Nanosheets Supported on Cu Foam for Electrochemical Reduction of CO₂ to HCOOH*. ACS Applied Materials & Interfaces, 2019. **11**(45): p. 42114-42122.
353. Baturina, O.A., et al., *CO₂ electroreduction to hydrocarbons on carbon-supported Cu nanoparticles*. ACS catalysis, 2014. **4**(10): p. 3682-3695.
354. Vijayakumar, A., et al., *A Nitrogen-Doped Porous Carbon Supported Copper Catalyst from a Scalable One-Step Method for Efficient Carbon Dioxide Electroreduction*. ChemElectroChem, 2023. **10**(2): p. e202200817.
355. Huo, Y., et al., *High Selectivity Toward C₂H₄ Production over Cu Particles Supported by Butterfly-Wing-Derived Carbon Frameworks*. ACS Applied Materials & Interfaces, 2018. **10**(15): p. 12618-12625.
356. Kordus, D., et al., *Shape-Dependent CO₂ Hydrogenation to Methanol over Cu₂O Nanocubes Supported on ZnO*. Journal of the American Chemical Society, 2023. **145**(5): p. 3016-3030.
357. Mi, Y., et al., *Selective formation of C₂ products from electrochemical CO₂ reduction over Cu_{1.8}Se nanowires*. ACS Applied Energy Materials, 2018. **1**(10): p. 5119-5123.
358. Wang, H., et al., *Size Control of Zn, N-doped Carbon Supported Copper Nanoparticles for Effective and Selective CO₂ Electroreduction*. Catalysis Letters, 2023. **153**(7): p. 2115-2124.
359. Lou, W., et al., *CuBi electrocatalysts modulated to grow on derived copper foam for efficient CO₂-to-formate conversion*. Journal of Colloid and Interface Science, 2022. **606**: p. 994-1003.
360. Zhang, Y., et al., *Three-dimensional porous copper-decorated bismuth-based nanofoam for boosting the electrochemical reduction of CO₂ to formate*. Inorganic Chemistry Frontiers, 2021. **8**(10): p. 2461-2467.
361. Wang, Y., et al., *Effect of Charge on Carbon Support on the Catalytic Activity of Cu₂O toward CO₂ Reduction to C₂ Products*. ACS Applied Materials & Interfaces, 2023. **15**(19): p. 23306-23315.



362. Wang, M., et al., *Electrochemical Reduction of CO₂ on Copper-Based Electrocatalyst Supported on MWCNTs with Different Functional Groups*. Energy & Fuels, 2022. **36**(11): p. 5833-5842. View Article Online
DOI: 10.1039/D4MA00321G
363. Lim, J.W., et al., *Spontaneously Formed Cu_xS Catalysts for Selective and Stable Electrochemical Reduction of Industrial CO₂ Gas to Formate*. ACS Applied Materials & Interfaces, 2020. **12**(20): p. 22891-22900.
364. Baturina, O.A., et al., *CO₂ Electroreduction to Hydrocarbons on Carbon-Supported Cu Nanoparticles*. ACS Catalysis, 2014. **4**(10): p. 3682-3695.
365. Vijayakumar, A., et al., *A Nitrogen-Doped Porous Carbon Supported Copper Catalyst from a Scalable One-Step Method for Efficient Carbon Dioxide Electroreduction*. 2023. **10**(2): p. e202200817.
366. Koh, E.S., et al., *Influence of Support Material on the Structural Evolution of Copper during Electrochemical CO₂ Reduction*. 2023. **10**(5): p. e202200924.
367. Mi, Y., et al., *Selective Formation of C₂ Products from Electrochemical CO₂ Reduction over Cu_{1.8}Se Nanowires*. ACS Applied Energy Materials, 2018. **1**(10): p. 5119-5123.
368. Zhang, Y., et al., *Three-dimensional porous copper-decorated bismuth-based nanofoam for boosting the electrochemical reduction of CO₂ to formate*. Inorganic Chemistry Frontiers, 2021. **8**(10): p. 2461-2467.
369. Zhang, Q., et al., *High-Performance of Electrocatalytic CO₂ Reduction on Defective Graphene-Supported Cu₄S₂ Cluster*. 2022. **12**(5): p. 454.
370. Tan, Q., Z. Shi, and D. Wu, *CO₂ Hydrogenation to Methanol over a Highly Active Cu–Ni/CeO₂–Nanotube Catalyst*. Industrial & Engineering Chemistry Research, 2018. **57**(31): p. 10148-10158.
371. Zhou, Y., et al., *Tuning the content of S vacancies in MoS₂ by Cu doping for enhancing catalytic hydrogenation of CO₂ to methanol*. Molecular Catalysis, 2023. **547**: p. 113288.
372. Chen, S., et al., *Highly Selective Carbon Dioxide Electroreduction on Structure-Evolved Copper Perovskite Oxide toward Methane Production*. ACS Catalysis, 2020. **10**(8): p. 4640-4646.
373. Deng, Y., et al., *On the Role of Sulfur for the Selective Electrochemical Reduction of CO₂ to Formate on Cu_xS Catalysts*. ACS Applied Materials & Interfaces, 2018. **10**(34): p. 28572-28581.
374. Wang, Y., et al., *Single-Atomic Cu with Multiple Oxygen Vacancies on Ceria for Electrocatalytic CO₂ Reduction to CH₄*. ACS Catalysis, 2018. **8**(8): p. 7113-7119.
375. Yang, H., et al., *Defect-engineering of tin oxide via (Cu, N) co-doping for electrocatalytic and photocatalytic CO₂ reduction into formate*. Chemical Engineering Science, 2020. **227**: p. 115947.
376. Zhang, Y., et al., *Selective CO₂ Reduction to Ethylene Over a Wide Potential Window by Copper Nanowires with High Density of Defects*. Inorganic Chemistry, 2022. **61**(50): p. 20666-20673.
377. Wu, Q., et al., *Defect-Engineered Cu-Based Nanomaterials for Efficient CO₂ Reduction over Ultrawide Potential Window*. ACS Nano, 2023. **17**(1): p. 402-410.
378. Le, T., T. Salavati-fard, and B. Wang, *Plasmonic Energetic Electrons Drive CO₂ Reduction on Defective Cu₂O*. ACS Catalysis, 2023. **13**(9): p. 6328-6337.
379. Wang, H., et al., *Cu/CuO_x In-Plane Heterostructured Nanosheet Arrays with Rich Oxygen Vacancies Enhance Nitrate Electroreduction to Ammonia*. ACS Applied Materials & Interfaces, 2022. **14**(30): p. 34761-34769.
380. Zhang, H., et al., *Selective CO₂-to-formic acid electrochemical conversion by modulating electronic environment of copper phthalocyanine with defective graphene*. Chinese Journal of Structural Chemistry, 2023: p. 100089.
381. Patra, K.K., et al., *Boosting Electrochemical CO₂ Reduction to Methane via Tuning Oxygen Vacancy Concentration and Surface Termination on a Copper/Ceria Catalyst*. ACS Catalysis, 2022. **12**(17): p. 10973-10983.
382. Ye, J., M. Neurock, and D.G. Truhlar, *Effect of Missing-Linker Defects on CO₂ Hydrogenation to Methanol by Cu Nanoparticles in UiO-66*. The Journal of Physical Chemistry C, 2022. **126**(31): p. 13157-13167.



383. Pablo-García, S., et al., *Mechanistic routes toward C3 products in copper-catalysed CO2 electroreduction*. *Catalysis Science & Technology*, 2022. **12**(2): p. 409-417. View Article Online
DOI: 10.1039/D4MA00321G
384. Zhao, K., et al., *CO2 Electroreduction at Low Overpotential on Oxide-Derived Cu/Carbons Fabricated from Metal Organic Framework*. *ACS Applied Materials & Interfaces*, 2017. **9**(6): p. 5302-5311.
385. Qiu, Y.-L., et al., *Selective Electrochemical Reduction of Carbon Dioxide Using Cu Based Metal Organic Framework for CO2 Capture*. *ACS Applied Materials & Interfaces*, 2018. **10**(3): p. 2480-2489.
386. Ma, L., et al., *Covalent triazine framework confined copper catalysts for selective electrochemical CO2 reduction: operando diagnosis of active sites*. *ACS Catalysis*, 2020. **10**(8): p. 4534-4542.
387. Kim, S., et al., *Grain Boundary-Rich Copper Nanocatalysts Generated from Metal-Organic Framework Nanoparticles for CO2-to-C2+ Electroconversion*. *Advanced Science*, 2023. **10**(9): p. 2207187.
388. Nie, W., et al., *Organic Additive-derived Films on Cu Electrodes Promote Electrochemical CO2 Reduction to C2+ Products Under Strongly Acidic Conditions*. *Angewandte Chemie*, 2023. **135**(12): p. e202216102.
389. Hwang, S.-M., et al., *Investigation on electroreduction of CO2 to formic acid using cu3 (btc) 2 metal-organic framework (cu-mof) and graphene oxide*. *ACS omega*, 2020. **5**(37): p. 23919-23930.
390. Li, D., et al., *MOF-Derived Cu2O/Cu Nanospheres Anchored in Nitrogen-Doped Hollow Porous Carbon Framework for Increasing the Selectivity and Activity of Electrochemical CO2-to-Formate Conversion*. *ACS Applied Materials & Interfaces*, 2020. **12**(6): p. 7030-7037.
391. Li, L., et al., *Control of evolution of porous copper-based metal-organic materials for electroreduction of CO 2 to multi-carbon products*. *Materials Advances*, 2023. **4**(8): p. 1941-1948.
392. Cheng, Y.-S., et al., *An MOF-derived copper@ nitrogen-doped carbon composite: The synergistic effects of N-types and copper on selective CO 2 electroreduction*. *Catalysis Science & Technology*, 2019. **9**(20): p. 5668-5675.
393. Wei, S., et al., *Construction of single-atom copper sites with low coordination number for efficient CO 2 electroreduction to CH 4*. *Journal of Materials Chemistry A*, 2022. **10**(11): p. 6187-6192.
394. Xu, B., et al., *Anion-regulation engineering toward Cu/In/MOF bimetallic electrocatalysts for selective electrochemical reduction of CO2 to CO/formate*. *Materials Reports: Energy*, 2022. **2**(3): p. 100139.
395. Guo, W., et al., *Metal-organic framework-derived indium-copper bimetallic oxide catalysts for selective aqueous electroreduction of CO 2*. *Green chemistry*, 2019. **21**(3): p. 503-508.
396. Zou, Y.-H., et al., *Implanting MWCNTs in BiCu-MOFs to enhance electrocatalytic CO2 reduction to formate*. *Separation and Purification Technology*, 2023. **317**: p. 123806.
397. Han, X., et al., *Hollow structured Cu@ ZrO2 derived from Zr-MOF for selective hydrogenation of CO2 to methanol*. *Journal of Energy Chemistry*, 2022. **71**: p. 277-287.
398. Rashid, N., et al., *Tailoring Motif and Channel Terminating Groups of Conventional Copper MOFs for Their Enhanced Activity, Selectivity, and Stability toward the Electroreduction of CO2 to Hydrocarbons*. *ACS Applied Energy Materials*, 2023. **6**(3): p. 1378-1388.
399. Liu, C., et al., *In Situ Reconstruction of Cu-N Coordinated MOFs to Generate Dispersive Cu/Cu2O Nanoclusters for Selective Electroreduction of CO2 to C2H4*. *ACS Catalysis*, 2022. **12**(24): p. 15230-15240.
400. Parambath, J.B., et al., *Copper-Based Metal-Organic Frameworks (MOFs) for Electroreduction of CO2*. 2022.



401. Dong, L.-Z., et al., *Porous copper cluster-based MOF with strong cuprophilic interactions for highly selective electrocatalytic reduction of CO₂ to CH₄*. Nano Research, 2022. **15**(12): p. 10185-10193. View Article Online
DOI: 10.1039/D4MA00321G
402. Kim, S., et al., *Grain Boundary-Rich Copper Nanocatalysts Generated from Metal-Organic Framework Nanoparticles for CO₂-to-C₂+ Electroconversion*. 2023. **10**(9): p. 2207187.
403. Nie, W., et al., *Organic Additive-derived Films on Cu Electrodes Promote Electrochemical CO₂ Reduction to C₂+ Products Under Strongly Acidic Conditions*. 2023. **62**(12): p. e202216102.
404. Li, L., et al., *Control of evolution of porous copper-based metal-organic materials for electroreduction of CO₂ to multi-carbon products*. Materials Advances, 2023. **4**(8): p. 1941-1948.
405. Wei, S., et al., *Construction of single-atom copper sites with low coordination number for efficient CO₂ electroreduction to CH₄*. Journal of Materials Chemistry A, 2022. **10**(11): p. 6187-6192.
406. Xu, B., et al., *Anion-regulation engineering toward Cu/In/MOF bimetallic electrocatalysts for selective electrochemical reduction of CO₂ to CO/formate*. Materials Reports: Energy, 2022. **2**(3): p. 100139.
407. Guo, W., et al., *Metal-organic framework-derived indium-copper bimetallic oxide catalysts for selective aqueous electroreduction of CO₂*. Green Chemistry, 2019. **21**(3): p. 503-508.
408. Chen, L.D., *Cations play an essential role in CO₂ reduction*. Nature Catalysis, 2021. **4**(8): p. 641-642.
409. Fernández-Vidal, J., et al., *Effect of alkali-metal cation on oxygen adsorption at Pt single-crystal electrodes in non-aqueous electrolytes*. Faraday Discussions, 2024. **248**(0): p. 102-118.
410. Pan, B., Y. Wang, and Y. Li, *Understanding and leveraging the effect of cations in the electrical double layer for electrochemical CO₂ reduction*. Chem Catalysis, 2022. **2**(6): p. 1267-1276.
411. Masana, J.J., et al., *Influence of halide ions on the electrochemical reduction of carbon dioxide over a copper surface*. Journal of Materials Chemistry A, 2022. **10**(3): p. 1086-1104.
412. Yuan, T., et al., *The effect of specific adsorption of halide ions on electrochemical CO(2) reduction*. Chem Sci, 2022. **13**(27): p. 8117-8123.
413. Zhang, Q., et al., *An experimental study of electroreduction of CO₂ to HCOOH on SnO₂/C in presence of alkali metal cations (Li⁺, Na⁺, K⁺, Rb⁺ and Cs⁺) and anions (HCO₃⁻, Cl⁻, Br⁻ and I⁻)*. Chinese Journal of Chemical Engineering, 2020. **28**(10): p. 2549-2554.

