

Cite this: *Energy Adv.*, 2023,  
2, 449Received 21st January 2023,  
Accepted 15th February 2023

DOI: 10.1039/d3ya00040k

rsc.li/energy-advances

# Machine learning-inspired battery material innovation

Man-Fai Ng, \*<sup>a</sup> Yongming Sun <sup>b</sup> and Zhi Wei Seh \*<sup>c</sup>

Machine learning (ML) techniques have been a powerful tool responsible for many new discoveries in materials science in recent years. In the field of energy storage materials, particularly battery materials, ML techniques have been widely utilized to predict and discover materials' properties. In this review, we first discuss the key properties of the most common electrode and electrolyte materials. We then summarize recent progress in battery material advancement using ML techniques, through the three main strategies of direct property predictions, machine learning potentials, and inverse design. The major challenges, advantages and limitations of these techniques are also discussed. Finally, we conclude this review with a perspective on sustainable battery development using ML.

## 1. Introduction

Reducing global greenhouse gas emissions to limit global warming to under two degrees Celsius remains a major challenge.<sup>1–5</sup> National initiatives to reduce CO<sub>2</sub> emissions by 2030, with a view towards achieving net zero emissions by 2050 make research and development in this area critical. The adoption of electric vehicles (EVs) is gaining major traction as

directly replacing fossil fuel vehicles removes a major source of greenhouse gases. Successful EV deployment, however, depends mainly on overcoming the 'range anxiety' issue. Developing improved battery models to monitor the state of charge and health of batteries could be one solution;<sup>6,7</sup> another solution is to develop more long-lasting and sustainable batteries,<sup>8</sup> in which material design plays an important role.

Batteries are complex, dynamic electrochemical systems in which the two major components (Fig. 1a) are electrodes (negative and positive) and electrolytes (liquid and solid states). In designing battery electrodes, the key parameters to consider include voltage and specific charge capacity, which contribute to the overall energy density; and volume expansions during charging and discharging, which determine the cyclability and safety issues. For electrolytes, the redox potentials and stability windows (liquid electrolytes) and ionic conductivities and

<sup>a</sup> Institute of High Performance Computing (IHPC), Agency for Science, Technology and Research (A\*STAR), 1 Fusionopolis Way, #16-16 Connexis, Singapore, 138632, Republic of Singapore. E-mail: ngmf@ihpc.a-star.edu.sg

<sup>b</sup> Wuhan National Laboratory for Optoelectronics, Huazhong University of Science and Technology, Wuhan, 430074, China

<sup>c</sup> Institute of Materials Research and Engineering (IMRE), Agency for Science, Technology and Research (A\*STAR), 2 Fusionopolis Way, Innovis #08-03, Singapore, 138634, Republic of Singapore. E-mail: sehzw@imre.a-star.edu.sg



Man-Fai Ng

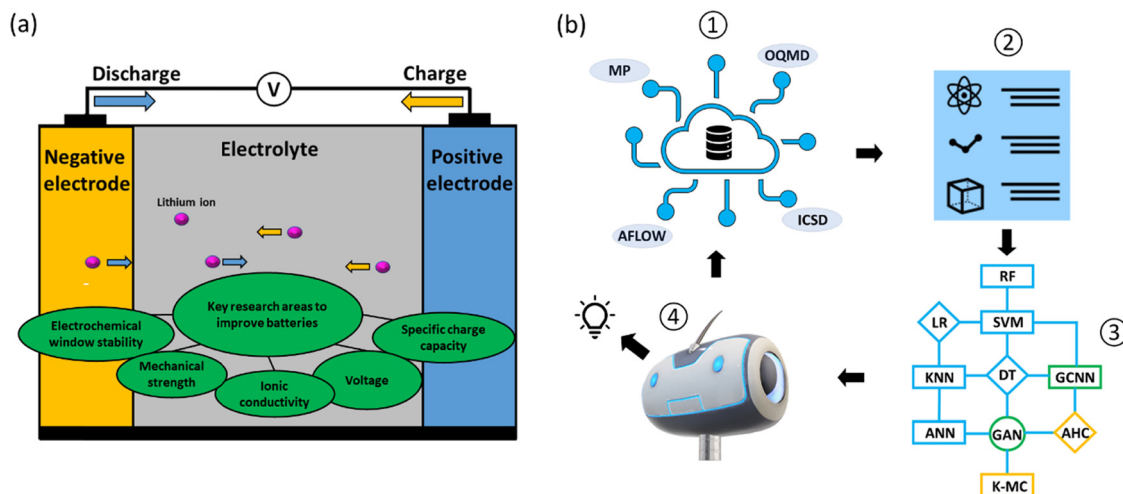
Man-Fai Ng is a Senior Scientist at the A\*STAR Institute of High Performance Computing in Singapore, where he has been since 2006. He received his BSc in Chemistry and PhD in Theoretical Chemistry from the University of Hong Kong in 1998 and 2003, respectively. His current research interests include machine learning and computational design of emerging materials for advanced batteries, electrocatalysis and corrosion control.



Yongming Sun

Yongming Sun received his PhD degree from Huazhong University of Science and Technology in 2012. He is currently a Professor at Wuhan National Laboratory for Optoelectronics at Huazhong University of Science and Technology. His research focuses on materials for rechargeable Li-based batteries.





**Fig. 1** (a) A schematic of a battery cell showing the major material components (electrodes and electrolyte) and the key material properties actively under research for improving the performance of batteries. (b) A general ML workflow starting with (1): preparing data from databases; (2) constructing feature vectors: feature selections for supervised learning or dimensionality reduction for unsupervised learning; (3) constructing ML algorithms: supervised, semi-supervised and unsupervised learning; (4) a predictive model to predict outputs. The predicted results might be re-fed as inputs for further ML model improvements.

mechanical strengths (solid-state electrolytes) are the key parameters. These parameters are material-dependent, and identifying better battery materials *via* material design and discovery relies on the exploration of the growing chemical spaces,<sup>9</sup> making it increasingly difficult to use conventional trial-and-error discovery approaches.

Data-driven machine learning (ML) and deep learning (DL) techniques, together with high-throughput experimental and computational approaches, have recently emerged as important tools for the design and discovery of battery materials<sup>10–19</sup> (Fig. 1b). The battery design problem in a data-driven approach with ML techniques essentially solves a complex function that takes into account battery formulations as the inputs and

performance measurements as the outputs. The ML techniques are thus used to optimize these correlation functions. The typical ML algorithms adopted for battery material design can be classified into three categories: supervised, semi-supervised and unsupervised learning. Supervised learning learns from labeled data. Common algorithms used are decision tree (DT), linear regression (LR), random forest (RF), support vector machine (SVM), artificial neural network (ANN) and k-nearest neighbors (KNN). Semi-supervised learning learns from both labeled and unlabeled data. Common algorithms used here are graph convolution neural network (GCNN) and generative adversarial networks (GANs). Unsupervised learning is learning without target variables and operates only with input data. Common algorithms used here are k-mean clustering and agglomerative hierarchical clustering (AHC; Fig. 1b).

Also, high quality datasets lie at the center of ML techniques. Databases are generally classified into two main types: experimental and computational. For battery material discovery, the crystal structures of inorganic and organic compounds are the most widely used datasets for screening and feature extractions. The Materials Project (MP),<sup>20,21</sup> Open Quantum Materials Database (OQMD)<sup>22</sup> and Automatic FLOW for Materials Discovery (AFLOW)<sup>23</sup> are open access databases for computational data of inorganic compounds, while the NIST Inorganic Crystal Structure Database (ICSD)<sup>24</sup> is the database chiefly used for experimental data. For organic compounds, the Cambridge Structural Database (CSD),<sup>25</sup> Organic Materials Database (OMDB)<sup>26</sup> and ChemSpider<sup>27</sup> are examples of commonly-used databases (Fig. 1b). These databases typically contain hundreds of thousands to millions of data entries.

In this review, we first discuss the key properties of the most common electrode and electrolyte materials. Then, we summarize recent progress on battery materials advancement using ML techniques, through three ML strategies: (1) direct property



**Zhi Wei Seh**

*Zhi Wei Seh is a Senior Scientist at the Institute of Materials Research and Engineering, A\*STAR. He received his BS and PhD degrees in Materials Science and Engineering from Cornell University and Stanford University, respectively. His research interests lie in the design of new materials for energy storage and conversion, including advanced batteries and electrocatalysts. As a highly cited researcher in Web of Science, he is widely recognized*

*for designing the first yolk-shell nanostructure in lithium-sulfur batteries, which is a licensed technology. He also pioneered the first experimental study of MXenes as electrocatalysts for hydrogen evolution and carbon dioxide reduction.*



predictions; (2) machine learning potentials; and (3) inverse design. New battery materials predicted by ML are highlighted in the process. The major challenges, advantages and limitations of these techniques are also discussed. Finally, the review concludes with perspectives on the development of sustainable batteries using ML techniques.

## 2. Current battery materials

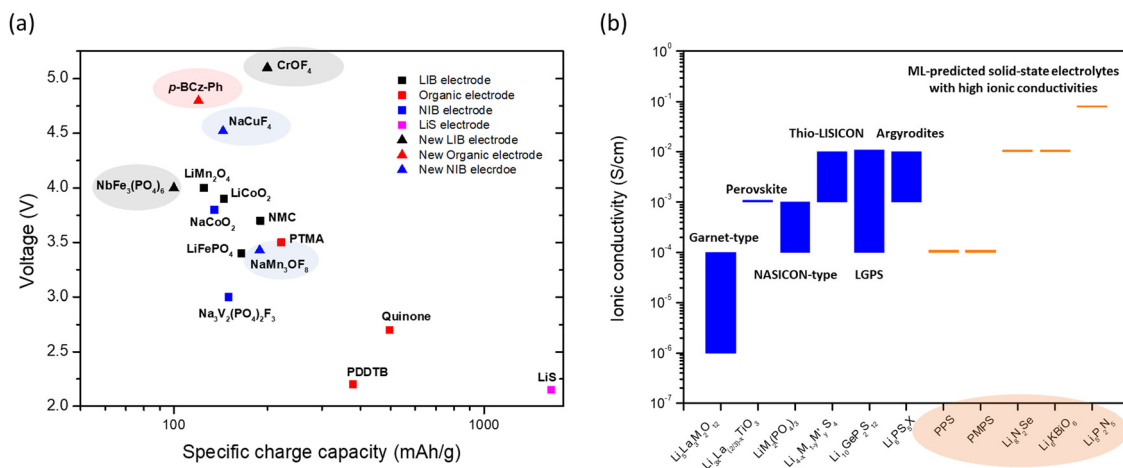
In this section, we briefly review the key properties of common battery electrode and electrolyte materials. Since the commercialization of lithium-ion batteries (LIBs) by SONY Corporation in 1991, their development has progressed notably, especially in terms of materials for the positive electrode.  $\text{LiCoO}_2$  was initially used for this purpose,<sup>28</sup> while  $\text{LiMn}_2\text{O}_4$ ,  $\text{LiFePO}_4$  and lithium nickel manganese cobalt oxide (NMC) have since been developed as more advanced electrode materials, showing improved energy density and safety. These materials have voltages ranging from 3.4 to 3.9 V and specific charge capacities ranging from 125 to 190  $\text{mA h g}^{-1}$ .<sup>29,30</sup> Despite these advancements, the quest for improving LIB technology remains.

At the same time, promising battery technologies such as sodium-ion batteries (NIBs), organic batteries, and lithium-sulfur batteries are already on the horizon. Although the typical cathode specific charge capacity for NIBs is about 150  $\text{mA h g}^{-1}$ ,<sup>31</sup> a value lower than that of LIBs, NIBs display great potential as a low-cost battery due to the abundance of sodium. The reported specific charge capacities for organic batteries are generally higher, typically at a range from 200 to 500  $\text{mA h g}^{-1}$ , but the voltages are generally lower, at a range from 2.2 to 3.5 V when compared to advanced LIBs. Moreover, the cycling performance varies from

tens to thousands of cycles.<sup>32</sup> Although lithium-sulfur batteries are a promising high-energy battery technology (with the first discharge specific capacity reaching 1645  $\text{mA h g}^{-1}$ , which is close to the theoretical limit for sulfur<sup>33</sup>), mitigating the effects of polysulfide shuttling (which can shorten battery life) remains a challenge.

The comparison of the voltage-specific charge capacity performance of common electrodes for various battery technologies is shown in Fig. 2a. The development of these battery technologies over the last 30 years and the concurrent advent of physics-based modeling have led to the accumulation of a large-volume of battery data. Many new battery electrode materials with improved performance have been predicted using data-driven approaches with ML (Fig. 2a). These predictions not only identify potential electrodes with high charge capacity or high voltage, but also provide guidelines and directions for further discovery. Voltages and specific charge capacities are the two most important parameters for battery electrodes. However, other less tangible 'parameters' such as adsorption strength of polysulfides on host materials and electrolyte coordination energies are also important for improving battery performance. The ML techniques can identify the effects of these parameters and more examples will be discussed in the following section.

Another important battery component is the electrolyte, especially the solid-state electrolyte, which forms a major part of a solid-state battery (SSB). SSBs can provide high volumetric energy density (an important feature for space-based applications such as EV) and are extremely safe, as they contain no flammable liquid solvents. In addition, high ionic conductivity, high mechanical strength, and a wide electrochemical stability window are some important features of solid-state electrolytes. In particular, ionic conductivity is a major parameter that is the



**Fig. 2** (a) A plot of voltage (V) versus specific charge capacity ( $\text{mA h g}^{-1}$ ) for common electrodes in lithium-ion batteries (LIB), sodium-ion batteries (NIB), organic batteries and lithium-sulphur batteries. Values for  $\text{LiCoO}_2$ ,  $\text{LiMn}_2\text{O}_4$  and  $\text{LiFePO}_4$  are taken from ref. 29; NMC811 from ref. 30; quinone, poly(2,2,6,6-tetramethyl-1-piperidinyloxy-4-yl methacrylate) (PTMA) and poly(1,4-di(1,3-dithiolan-2-yl)benzene) (PDDTB) from ref. 31 and the references therein;  $\text{NaCoO}_2$  and  $\text{Na}_3\text{V}_2(\text{PO}_4)_2\text{F}_3$  from ref. 32; and LiS from ref. 33. The ML-predicted new materials for the LIB electrode,<sup>43</sup> organic electrode<sup>44</sup> and NIB electrode<sup>45</sup> are highlighted. (b) A plot showing the ionic conductivities ( $\text{S cm}^{-1}$ ) of common solid-state electrolytes. Values of the garnet-type ( $\text{Li}_5\text{La}_3\text{M}_2\text{O}_{12}$ ,  $\text{M} = \text{Nb}$  and  $\text{Ta}$ ), perovskite, NASICON-type ( $\text{LiM}_2(\text{PO}_4)_3$ ,  $\text{M} = \text{Zr}$ ,  $\text{Ti}$ ,  $\text{Hf}$ ,  $\text{Ge}$  and  $\text{Sn}$ ), thio-LISICON ( $\text{Li}_{4-3}\text{M}_{1-3}\text{M}'_3\text{S}_4$ ,  $\text{M} = \text{Si}$  and  $\text{Ge}$ ,  $\text{M}' = \text{P}$ ,  $\text{Al}$ ,  $\text{Zn}$  and  $\text{Ga}$ ), LGPS ( $\text{Li}_{10}\text{GeP}_2\text{S}_{12}$ ) and argyrodites ( $\text{Li}_6\text{PS}_5\text{X}$ ,  $\text{X} = \text{Cl}$  and  $\text{Br}$ ) are taken from ref. 34. The ML-predicted solid-state electrolytes<sup>36,37</sup> with high ionic conductivities are highlighted.



most studied. The typical ionic conductivity of solid-state electrolytes ranges from  $10^{-6}$  to  $10^{-4}$  S cm $^{-1}$  (Fig. 2b),<sup>34</sup> which is lower than that of liquid electrolytes such as EC:DMC in 1 M LiPF<sub>6</sub> (about  $10^{-2}$  S cm $^{-1}$ ).<sup>35</sup> Even so, the sulfide-type electrolytes (*i.e.*, thio-LISICON, LGPS and argyrodites) can exhibit higher ionic conductivities closer to those of liquid electrolytes. Interest thus remains strong for the discovery of solid-state electrolytes with high ionic conductivity. As for the case with electrodes, the data-driven ML techniques have predicted electrolyte materials that are as good as or even better than existing materials. The capabilities of some of these (*e.g.*, polyphenylene sulfide (PPS) and dimethyl substituted PPS (PMPS)) have been verified in experiments,<sup>36</sup> confirming the utility of the ML predictions. In addition, *ab initio* molecular dynamics (AIMD) simulations are often applied to verify the ionic conductivities of the ML-predicted results (*e.g.*, Li<sub>8</sub>N<sub>2</sub>Se, Li<sub>6</sub>KBiO<sub>6</sub> and Li<sub>5</sub>P<sub>2</sub>N<sub>5</sub>)<sup>37</sup> when experiments have not yet been conducted, as AIMD is one of the most accurate ways to study ionic conductivity in solids. As we do not know whether materials predicted by ML using the structure–property relationship can be easily synthesized, further development of synthesis strategies is necessary. Besides predicting ionic conductivity,<sup>36–38</sup> ML techniques have also been used to predict migration barriers,<sup>39</sup> mechanical strengths,<sup>40,41</sup> and electrochemical stability windows,<sup>42</sup> among other properties desired in solid-state electrolytes.

### 3. Applications of ML in battery material discovery

We briefly review the recent progress in electrode and electrolyte advancements using ML techniques in this section. This is divided into three areas:

1. ML approaches for direct property predictions: this is a highly-used approach to discover new materials from databases. The well-trained ML models show high accuracy as compared to the benchmarking tools (*e.g.*, physics-based models) and can be used to explore new materials. Structural data of materials and feature extractions are the keys for ML predictions, while the unsupervised DL approach has also been shown to powerfully predict without the need for data labelling and can be used to cluster predictions. The direct property prediction approach is based on learning the structure–property relationship.

2. ML approaches for developing machine learning potentials (MLPs): MLPs, also referred to as ML forcefields, are trained using the potential energy surfaces calculated from first-principles calculations such as density functional theory (DFT). A well-trained MLP model can achieve similar first-principles accuracy at a much lower computational cost. It is designed to tackle computationally intensive tasks such as molecular dynamics (MD) simulations.

3. Inverse design: the strategy that starts with the desired functionality of the materials and ends with specific material structures. Optimization and search methods such as genetic algorithm (GA), Bayesian optimization (BO) and particle swarm

optimization (PSO) are often used. ML inverse design is based mainly on learning the functionality–structure landscape.

#### 3.1 ML approaches for direct property predictions

There is a strong interest in identifying and developing new electrode materials using ML techniques (Table 1). For ion-intercalation type electrodes, one of the most important parameters is the specific charge capacity. Using six nonlinear ML regression algorithms (ANN, RF, SVM, KNN, gradient boosting machine (GBM) and kernel ridge regression (KRR)), Wang *et al.*<sup>46</sup> predicted the discharge capacities of doped NMC cathode materials for LIBs. They found that GBM is the best model and showed that doped NMC materials with higher lithium amount, dopant atoms with lower electronegativities, and a smaller dopant amount would give better capacity properties. In addition, the discharge capacity of spinel lithium magnesium oxide (LMO) was also predicted by Wang *et al.*<sup>47</sup> using ridge regression (RR), lasso regression (LaR), SVM, DNN, DT, RF and GBM. They found that doped LMO with higher formula molar mass and a shorter crystal lattice dimension with dopants having smaller electronegativities can improve the capacities of LMO. Liu *et al.*<sup>48</sup> used bagging regressor (BR), extreme gradient boosting (XGB), and gradient boosting regressor (GBR) models to predict the initial Coulombic efficiency (ICE), capacity and rate factor for non-graphite carbon materials such as hard and soft carbon and determine their sodium storage performance. They found sodium storage in non-graphite carbon materials with poor crystallinities to be controlled by adsorption, intercalation and pore filling.

Other important parameters for electrodes are voltage and stability. The latter is determined in terms of volume change (during the charging and discharging processes) and formation energy. Using an RF model, Ransom *et al.*<sup>43</sup> identified two promising cathode materials: CrOF<sub>4</sub> and NbFe<sub>3</sub>(PO<sub>4</sub>)<sub>6</sub>. The predicted voltages are 5.1 and 4.0 V, the volume expansions are less than 3% and 1%, and the specific charge capacities are 200 and 100 mA h g $^{-1}$ , respectively. Using DNN, SVM and KRR models, Joshi *et al.*<sup>49</sup> predicted nearly 5000 cathode materials for NIBs and potassium-ion batteries (KIBs). A voltage predicting tool based on DNN was developed and made available online. Moreover, Moses *et al.*<sup>45</sup> predicted 22 new electrode materials for NIBs (*e.g.*, NaMn<sub>3</sub>OF<sub>8</sub>, NaCuF<sub>4</sub>, *etc.*), which demonstrate good performance in terms of energy densities and small volume variations upon charging/discharging using a DNN model. In addition, using LR, DT, extra trees (ETR) and multi-layer perceptron (M-LP) and DFT formation energies, Park *et al.*<sup>50</sup> predicted P'3-type K<sub>0.3</sub>Mn<sub>0.9</sub>Cu<sub>0.1</sub>O<sub>2</sub> (KMCO) to be a promising cathode material for high-performance KIBs and validated the results through experiments. In addition, the M-LP model was found to perform better at predicting crystal stability compared to the others.

In addition to atomistic properties, the ML techniques have also been applied to predict LIB electrode properties at mesoscales such as electrolyte infiltrations and manufacturing parameters. Shodiev *et al.*<sup>51</sup> used an M-LP model, together with data generated by a physics-based model and X-ray images, to predict the electrode filling process in porous NMC electrodes. The developed model is



Table 1 Recent advancements in battery electrode development

Electrode	Battery	ML method	Descriptor/feature/ input	Dataset	ML prediction	Accuracy	Ref.
Doped NMC cathode	Lithium-ion	ANN, RF, GBM, SVM, KRR and KNN	20 structural elemental features; initial and 50th cycle discharge capacity	168 doped NMC systems, 3696 data entries	Discharge capacity	RMSE = 16.66 mA h g <sup>-1</sup> (initial discharge) and 18.59 mA h g <sup>-1</sup> (50th cycle discharge)	46, Wang <i>et al.</i> (2021)
Doped spinel LMO cathode	Lithium-ion	RR, LaR, SVM, DNN, DT, RF, and GBM	6 structural elemental features; initial and 20th cycle discharge capacity	102 doped LMO spinel systems	Discharge capacity	RMSE = 11.90 mA h g <sup>-1</sup> (initial discharge) and 11.77 mA h g <sup>-1</sup> (20th cycle discharge)	47, Wang <i>et al.</i> (2021)
Non-graphite carbon anode	Sodium-ion	BR, XGB, GBR	5 structural parameters	20 000 sets	ICE, capacity, and rate	MAE: 7.47%, 34.17 mA h g <sup>-1</sup> , and 0.035 for ICE, capacity and rate factor	48, Liu <i>et al.</i> (2022)
Identified novel CrOF <sub>4</sub> and NbFe <sub>3</sub> (PO <sub>4</sub> ) <sub>6</sub> cathodes	Lithium-ion	RF	83 structural features	12 740 lithium containing compounds	Voltage, volume expansion	> 95%	43, Ransom <i>et al.</i> (2021)
5000 electrode materials	Metal-ion	DNN, SVM, and KRR	Chemical and elemental properties, 237 features	4250 data instances	Voltage	MAE = 0.43 V	49, Joshi <i>et al.</i> (2019)
22 new electrode materials	Metal-ion	DNN	Chemical formula, 306 features	4860 data instances	Voltage, volume change	MAE = 0.37 V for voltage, 2.1% for volume change	45, Moses <i>et al.</i> (2021)
K <sub>0.3</sub> Mn <sub>0.9</sub> Cu <sub>0.1</sub> O <sub>2</sub> (KMCO)	Potassium-ion	LR, DT, ETR, and M-LP	176 descriptors	27 578 entries	Formation energy per atom	RMSE = 0.956	50, Park <i>et al.</i> (2021)
Porous NMC electrode	Lithium-ion	M-LP	Pore-resolved saturation curves, start and stop filling times and saturation values at different time steps	Generated by physics-based model (lattice Boltzmann method) and pore networks from X-ray tomography	Electrolyte infiltration in electrodes	< 1 second	51, Shodiev <i>et al.</i> (2021)
NMC811	Lithium-ion	GNB	Manufacturing parameters	144 coated electrodes	Electrode homogeneity	Area under curve (AUC) metric = 0.91	52, Duquesnoy <i>et al.</i> (2021)
NMC electrode	Lithium-ion	DT, SVM, DNN	Slurry properties: viscosity, mass content of active materials, and solid-to-liquid ratio	82 datasets from experiment	Mass loading, porosity	> 70%	53, Cunha <i>et al.</i> (2019)
14 new AB <sub>2</sub> -type sulphur host materials	Lithium-sulphur	XGB	24 features such as dipole, ionization energy, electronegativity, <i>etc.</i>	1320 compounds	Polysulfide adsorption with good electron conductivity	< 0.05 eV	54, Zhang <i>et al.</i> (2021)
5 promising single-atom catalysts	Lithium-sulphur	CGCNN	Adsorption systems represented by disconnected graphs	812 adsorption configurations, 203 catalysts	Polysulfide adsorption and overpotential	< 0.14 eV	55, Lian <i>et al.</i> (2021)
Sulphur cathode	Lithium-sulphur	Association rule mining	Target peak discharge capacity, sulphur loading	1660 cells	Discharge capacity, life cycle	Evaluated by support, confidence and lift values	56, Kilic <i>et al.</i> (2020)
BCz-PH with high redox activity	Organic	RF	204 features (molecule fingerprints)	600 previous experiments	Voltage	91.6%	44, Xu <i>et al.</i> (2021)
Molecular electrode	Organic	ANN	6 input variables	114 data points	Redox potential	Averaged error = 3.54%	57, Allam <i>et al.</i> (2018)
Molecular electrode	Organic	SpM-S	2 descriptors for potential and capacity, 4 descriptors for energy density	60 compounds	Potential, capacity, and energy density	RMSE = 0.24, 52.2, and 0.16 for potential, capacity, and energy density	58, Sakano <i>et al.</i> (2022)

thought to effectively screen mesostructured/electrolyte pairs and optimize the infiltration conditions. From materials to productions, the ML techniques have been shown to usefully optimize the manufacturing parameters for LIB electrodes. Using a Gaussian Naive Bayes (GNB) model, Duquesnoy *et al.*<sup>52</sup> predicted the homogeneity of NMC811 electrodes and its dependence on the

manufacturing parameters, with the trends explained by the mass loading and thickness properties. Cunha *et al.*<sup>53</sup> used DT, DNN, and SVM models to investigate the interdependencies between NMC cathodes and fabrication parameters. They found that SVM predicts the influence of manufacturing parameters on the mass loading and porosity of the electrodes with high accuracy.



Besides the intercalation-type batteries, electrode advancements have also been demonstrated in advanced batteries such as lithium–sulphur and organic batteries. Using an XGB model, Zhang *et al.*<sup>54</sup> discovered 14 new AB<sub>2</sub>-type sulphur host materials with desirable electron conductivity for lithium–sulphur batteries. The adsorption strength of these new compounds with polysulfides is greater than 1.0 eV. Lian *et al.*<sup>55</sup> used a crystal graph CNN (CGCNN) model to predict the polysulfide adsorption energies and overpotentials on N-doped graphene with catalysts (single-atom catalyst, SAC) for lithium–sulphur batteries. They found the Ti, V, Zr, Mo, and Os SACs to be promising materials with low overpotentials. Kilic *et al.*<sup>56</sup> examined 1660 lithium–sulphur cells from the literature using association rule mining and found the type and amount of encapsulation materials to be critical for batteries with high capacities and longer cycle lives.

Organic molecules are also commonly used in battery electrodes. Xu *et al.*<sup>44</sup> used an RF model to predict the voltage of organic molecules and discovered Ph-bicarbazole-Ph (BCz-Ph) to have a high voltage of 4.8 V. They obtained an organic battery capacity of about 120 mA h g<sup>-1</sup> using a *p*-BCz-Ph polymer as the cathode. Allam *et al.*<sup>57</sup> used an ANN model to predict the redox potentials of organic molecules. They found the contributing factor to the redox potential in order of importance to be electron affinity, followed by numbers of oxygen atoms, the HOMO–LUMO gap, numbers of lithium atoms, the LUMO, and finally the HOMO. These results should determine the molecular design strategy. Sakano *et al.*<sup>58</sup> used a sparse model for small data (SpM-S) to predict the potentials, capacities and energy densities of organic molecules. They showed that using just 60 compounds, the SpM-S model can achieve interpretable, straightforward and generalizable predictions compared to other ML models.

In brief, recent electrode advancements have covered a broad range of battery types. In particular, the NMC materials appear to draw more attention as compared to other cathode materials for advanced LIBs. The ML approaches have guided the discovery of potential NMC cathodes with high discharge capacities, more homogeneous structures, and better electrolyte infiltration. Moreover, new host materials and single-atom catalysts have been discovered to mitigate the polysulfide shuttling effects in lithium–sulphur batteries. Furthermore, the ML approaches have also discovered key factors such as the electron affinity, the HOMO and the LUMO for better designs of organic batteries.

A common practice to select ML models for electrode property predictions is to compare a few ML models and to determine the best-performing model using the prediction with the smallest root mean square error (RMSE) or highest coefficient of determination ( $R^2$ ) score. Feature pairing with the ML models is also critical for accurate predictions. Among the studies outlined above, GBM, M-LP and SVM are found to be better models for electrode property predictions. The GBM algorithms have been known to be robust in describing the nonlinear correlations across a wide variable space. It has been demonstrated that the GBM model has the best prediction power for capacity predictions.<sup>46</sup> Moreover, the ML-P regression model is found to

perform better in crystal stability predictions.<sup>50</sup> Furthermore, SVM divides the dataset into different zones by an optimal hyperplane to minimize errors and the SVM model better predicts electrode features and its fabrication parameters.<sup>53</sup>

In addition to electrode materials, there is also a strong interest in identifying and developing new electrolyte materials using ML techniques (Table 2). All-solid-state batteries show promise for high volumetric energy density, which is a desirable feature for space-constrained applications such as EVs. Because of the high safety (*e.g.*, no flammable liquids) associated with them, research has continued to identify better-performing solid-state electrolytes. The main parameters that underpin the suitabilities of solid-state electrolytes are the ionic conductivity, and the chemical and mechanical stabilities.

Using a logistic regression ( $\log R$ ) model, Sendek *et al.*<sup>38</sup> predicted 22 new solid electrolytes that exhibit ionic conductivity greater than or equal to 10<sup>-4</sup> S cm<sup>-1</sup> at room temperature. Furthermore, the predicted materials lack transition metals, thus enhancing the stability against reduction by the lithium metal anode. Honrao *et al.*<sup>39</sup> discovered 250 promising solid electrolytes and 26 anode coating materials using RF and gradient boost decision tree (GBDT) models. They found that new compounds such as Li<sub>9</sub>S<sub>3</sub>N, LiAlB<sub>2</sub>O<sub>5</sub>, LiYO<sub>2</sub>, LiSbF<sub>4</sub>, and Sr<sub>4</sub>Li(BN<sub>2</sub>)<sub>3</sub> showed extremely low 3D barriers, balanced electrochemical stability and fast ionic conduction. Hatakeyama-Sato *et al.*<sup>36</sup> constructed a database for lithium-conducting solid polymer electrolytes with 10<sup>4</sup> entries and predicted the ionic conductivity of a glass-type ionic conductor with aromatic structures using a transfer-learned graph NN model. They found that the glass-type charge-transfer complex conductors exhibit both robustness with a wide temperature range and high ionic conductivity. The ML scheme used for new ionic conductor discovery is shown in Fig. 3.

In addition to the supervised ML techniques, unsupervised ML techniques have also been applied for the discovery of new electrolytes. Zhang *et al.*<sup>37</sup> applied an unsupervised AHC model and identified 16 new fast ionic conductors. The findings were confirmed by *ab initio* molecular dynamics (AIMD) simulations. In particular, the room temperature ionic conductivities of Li<sub>8</sub>N<sub>2</sub>Se, Li<sub>6</sub>KBiO<sub>6</sub> and Li<sub>5</sub>P<sub>2</sub>N<sub>5</sub> are predicted to exceed 10<sup>-2</sup> S cm<sup>-1</sup>.

Other important parameters are the mechanical properties of solid-state electrolytes and the electrode–electrolyte interface stability. Using a LightGBM model and active learning, Choi *et al.*<sup>40</sup> predicted the shear and bulk moduli for 2842 solid electrolyte candidates. They found that the physical properties such as volume, density, space group number, and number of atoms are important features for predicting the mechanical properties. Moreover, they found oxide structures to exhibit superior mechanical properties. Ahmad *et al.*<sup>41</sup> used CGCNN, GBR and KRR models to predict the shear and bulk moduli of inorganic solids. They found more than 20 mechanically anisotropic interfaces between lithium metal and 4 solid-state electrolytes, which can suppress dendrite growth. Using SVM and KRR models, Liu *et al.*<sup>59</sup> predicted the stability of cation-doped Li<sub>7</sub>La<sub>3</sub>Zr<sub>2</sub>O<sub>12</sub> in terms of reaction energy. They found the formation energy of oxides (M<sub>x</sub>O<sub>y</sub>) to be the most important



Table 2 Recent advancements in battery electrolyte development

Electrolyte	Battery	ML method	Descriptor/feature/ input	Dataset	ML prediction	Accuracy	Ref.
21 new solid electrolytes	Solid-state	Log R	5 structural features	317 candidates	Ionic conductivity at room temperature	F1 score = 0.5	38, Sendek <i>et al.</i> (2019)
250 promising solid electrolytes, 26 anode coating materials	Solid-state	RF, GBDT	22 features for migration, 24 features for potentials	Screen 15 000 data	Migration barriers, oxidation and reduction potentials for Li compounds	$R^2$ values = 0.95, 0.92, and 0.86 for ox. potential, red. potential, and migration barrier	39, Honrao <i>et al.</i> (2021)
New glass-type ionic conductors	Solid-state	Transfer-learned graph NN	32-dimensional vectors trained from 2000 descriptors	9600 candidates	Ionic conductivity at room temperature	MAE < 1 on a log scale	36, Hatakeyama-Sato <i>et al.</i> (2020)
16 new fast ionic conductors	Solid-state	AHC	528 representative anionic structures and their mXRDs	2986 ICSD entries	Ionic conductivity at room temperature	Number of groups = 7 (score function)	37, Zhang <i>et al.</i> (2019)
2842 solid electrolytes candidates	Solid-state	LightGBM, active learning	145 chemical, 126 structural features	Screening of 17 619 candidates	Shear and bulk moduli	$R^2$ value = 0.819, 0.863 for shear and bulk moduli	40, Choi <i>et al.</i> (2021)
Over 20 mechanically anisotropic interfaces	Solid-state	CGCNN, GBR, and KRR	17 descriptors	Screening 12 000 inorganic solids	Shear and bulk moduli	RMSE (log(GPa)) = 0.1268, 0.1013 for shear and bulk moduli	41, Ahmad <i>et al.</i> (2018)
18 unexplored $\text{Li}_7\text{La}_3\text{Zr}_2\text{O}_{12}$ predicted	Solid-state	SVM, KRR	15 features	100 LLZOM compounds	Reaction energy	MSE = 0.04	59, Liu <i>et al.</i> (2019)
A novel aqueous electrolyte	Metal-ion	BO	Electrolyte formulations	251 electrolytes	Electrochemical stability window	N.A.	42, Dave <i>et al.</i> (2020)
Liquid electrolytes	Metal-ion	MLR, LASSO, and ES-LiR	13 ion and solvent descriptors	70 solvents, 5 cations	Coordination energies	0.016 eV	60, Ishikawa <i>et al.</i> (2019)
Electrolyte additives	Lithium-ion	GPR	Molecular structural features	149 additives	Redox potentials	MAE = 0.0522, 0.1013 for reduction, oxidation	61, Zhang <i>et al.</i> (2020)

feature, which dominates the route of the interface reactions. As such, the M–O bond strength was found to govern the interface stability of the doped  $\text{Li}_7\text{La}_3\text{Zr}_2\text{O}_{12}$  and 18 unexplored doped  $\text{Li}_7\text{La}_3\text{Zr}_2\text{O}_{12}$  were predicted and validated by calculations.

For liquid electrolytes, the electrochemical stability window and the interactions between the metal ions and solvent molecules are important parameters for a stable liquid electrolyte. Dave *et al.*<sup>42</sup> combined robotics and machine learning to discover

new aqueous electrolytes by examining their electrochemical stability windows. Using a BO model, a novel dual-anion sodium electrolyte was discovered. Ishikawa *et al.*<sup>60</sup> used the multiple linear regression (MLR), exhaustive search with linear regression (ES-LiR), and least absolute shrinkage and selection operator (LASSO) models to predict the coordination energies between 5 types of cations and 70 solvents. They found that the ionic radius and atomic charge of oxygen atoms connected to metal

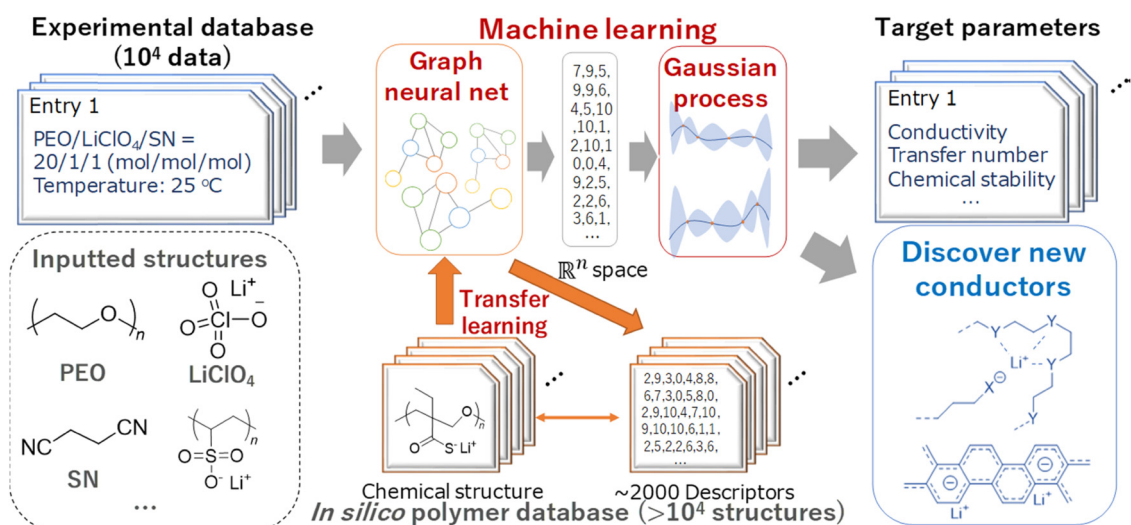


Fig. 3 An ML scheme used for new ionic conductor discovery. Reproduced with permission from ref. 36. Copyright American Chemical Society 2020.



ions are the crucial descriptors. This coordination energy prediction was thought to relate to the ion transfer process between the electrode and electrolyte. Finally, battery additives are important for enhancing electrolyte performance. Using a Gaussian process regression (GPR) model, Zhang *et al.*<sup>61</sup> predicted the redox potentials of electrolyte additives for LIBs from the molecular structural features. The model efficiently screened the redox potentials of novel additives.

In brief, the recent electrolyte advancements have discovered thousands of promising candidates especially for solid-state electrolytes or fast ionic conductors. Most of the work has been focused on predicting ionic conductivity at room temperature to be higher than or comparable to liquid electrolytes as it is the critical criterion for the realization of practical all-solid-state batteries. Another focus is the mechanical properties of the solids. Usually, the new discovery is compared to well-known ionic conductors such as NAISCON and garnet-like structures. However, well-known ionic conductors do not always have good mechanical strength as compared to oxide structures.<sup>40</sup> This shows that ML predictions with multi-targeting are crucial in designing solid state electrolytes. For liquid electrolytes, the most studied properties are the redox potentials and stability windows. Although there are fewer studies on liquid electrolyte innovations than those on solid electrolytes, recently Dave *et al.*<sup>42</sup> applied a combination of robotics and ML techniques for searching for new liquid electrolytes and discovered a novel dual-anion sodium electrolyte.

Besides comparing the RMSE or  $R^2$  score of different ML models, the selection of ML models for electrolyte property predictions also depends on the availability of datasets. The GCNN model is chosen for the shear and bulk moduli predictions due to the availability of large amounts of training data with low noise, while GBR and KRR are used for elastic constant predictions.<sup>41</sup> Moreover, the model selection also depends on the nature of the problem, *i.e.*, whether it is a classification or regression problem. The SVM model is chosen for determining whether the Li|LLZOM interface is thermodynamically stable or not, while the KRR model is chosen for predicting the reaction energy of the interface.<sup>59</sup> Furthermore, the graph-based neural network model has been used for both ionic conductivity<sup>36</sup> and mechanical property<sup>41</sup> predictions.

When using the structure–property relationship for new electrode and electrolyte predictions with ML models, the features or descriptors are mainly described by the associated chemical structural properties such as the elemental properties, bonding information, and composition ratio. As such, materials defined by atoms, composition and structure (ACS)<sup>62</sup> should provide crucial information for the ML predictions. Moreover, the sizes of the datasets in these works are typically from a few hundreds to tens of thousands, depending on the ML models used. Furthermore, the most common database used for screening and extracting features is the Material Project.<sup>20,21</sup> The challenges for these ML approaches include the need for optimizing many model hyperparameters, the sensitivity for feature selections, the use of large datasets, and the overfitting issue.

### 3.2 ML approaches for developing machine learning potentials (MLPs)

In addition to direct property predictions, ML techniques have emerged as a powerful tool for the development of interatomic potentials for atomistic simulations in recent years. This initiative is driven by the fact that atomistic simulations using classical force fields are usually parameter-dependent and of limited accuracy, especially in a scenario where the simulations fall out of the parametrized range, despite the fast simulation time. In contrast, the DFT-based AIMD simulations are more accurate. However, due to the Arrhenius-type governing equation on the diffusion processes, the dynamic simulations of atoms at room temperature are usually too slow to be sampled with statistical certainty. So, practical simulations are usually limited to a few tenths of a picosecond.

ML-trained interatomic potentials provide a much better accuracy-CPU time trade-off approach for atomistic simulations, although CPU time is still needed to generate data and model training. The main advantage of the MLP approach is that it allows more flexible functional forms to describe the potential energy surface (PES) and the time scale of MLP-MD simulations can reach nanoseconds, as compared to the typical picoseconds in AIMD. To fit MLP, it is essential to develop a PES as a function of local environment descriptors of the atomic structures. A typical approach is to train a few generations of the atomic configuration's data that include forces, energies, and stresses from DFT or AIMD calculations, then minimize the target function. The accuracy lies in comparisons with the DFT calculations such that the fidelity of the simulations using MLP remains high.

There are increasing numbers of MLP published in the literature. Some of these include neural network potentials (NNPs) and high-dimensional neural network potentials (HDNNPs),<sup>63–65</sup> moment tensor potentials (MTPs),<sup>66</sup> Gaussian approximation potentials (GAPs),<sup>67,68</sup> and spectral neighbor analysis potentials (SNAPs).<sup>69</sup> The performance and cost of the different MLPs have been analyzed.<sup>70</sup> In addition, the locality is an essential part of MLPs, in which the energies and forces of the atoms are associated with the immediate environment within a cutoff region, and this information is embedded in a descriptor for training. Typical descriptors are atom-centered symmetry functions,<sup>71,72</sup> polynomials in moment tensor potentials (MTPs),<sup>73</sup> many body structural descriptors,<sup>74</sup> and power spectrum.<sup>75</sup> A workflow that is used for interatomic potential development is shown in Fig. 4.

There has been strong interest in developing MLPs for battery material discovery in recent years (Table 3). The NN potentials are one of the most used MLPs. Houchins *et al.*<sup>76</sup> developed NN potentials using atom-centered symmetry functions to study the NMC cathode materials. They showed that the predictions of structural properties (lithium insertion and removal) and voltage profiles of NMCs with any compositions can be conducted quickly with high fidelity. Eckhoff *et al.*<sup>77</sup> developed HDNN potentials to predict properties of the  $\text{Li}_x\text{Mn}_2\text{O}_4$  cathode such as lattice parameters, diffusion barriers, volume changes, phase transition and phonon frequencies. They showed





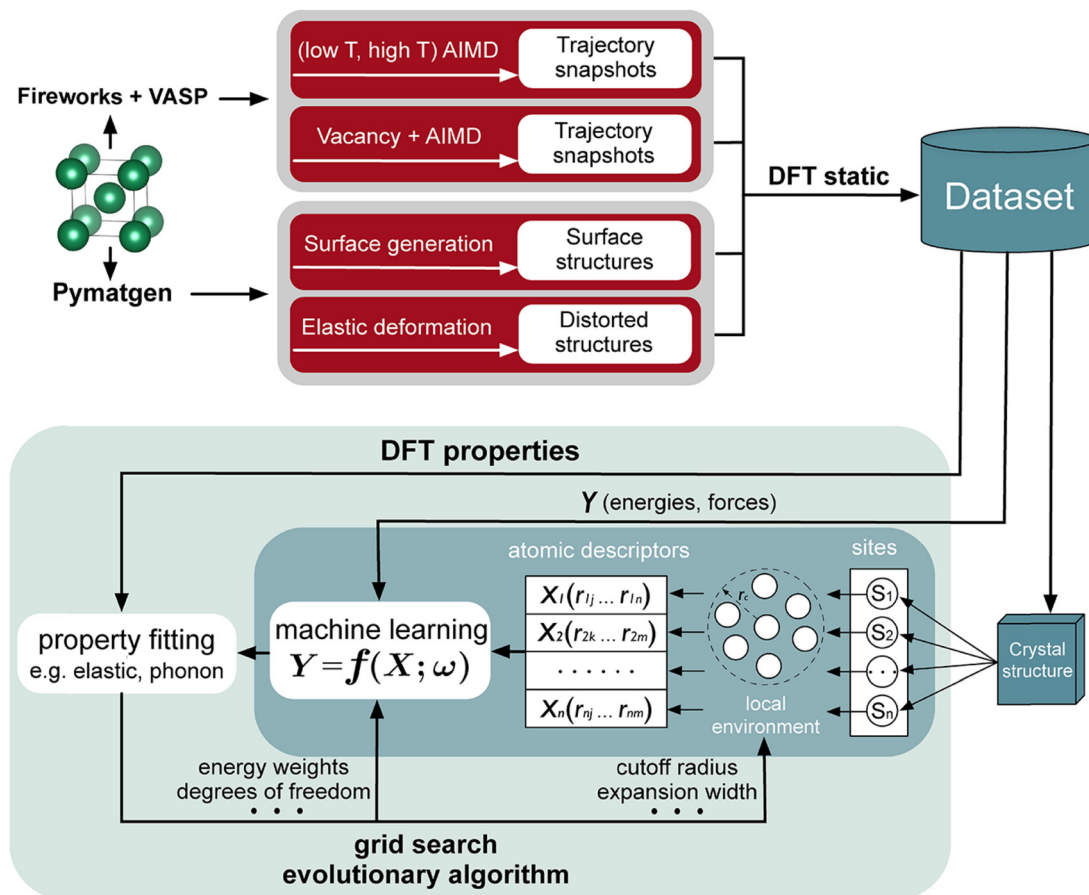


Fig. 4 A machine learning interatomic potential development workflow. Reproduced with permission from ref. 70. Copyright American Chemical Society 2020.

that the HDNN potentials can be used to represent a system with multiple oxidation states with accuracy comparable to DFT and it also enables nanosecond MD simulations. Artrith *et al.*<sup>78</sup> used ANN potentials and genetic algorithms to study the amorphous structures of Li<sub>x</sub>Si as the anode for LIBs. They confirmed the predicted metastable structures with molecular dynamics heat-quench simulations and found consistency within the low-energy range.

For solid-state electrolytes, Huang *et al.*<sup>79</sup> developed a deep potential generator (DP-GEN) to predict the diffusion coefficients in Li<sub>10</sub>GeP<sub>2</sub>S<sub>12</sub>-type solid-state electrolytes. They found that the computed data agreed well with the experimental data and they pointed out that the effect of configurational disorder is material-dependent, *i.e.*, some could obtain improved diffusion coefficients, while others may not. For liquid electrolytes, Dajnowicz *et al.*<sup>80</sup> used HDNN potentials, a charge recursive neural network (QRNN) architecture and DFT data to predict the thermodynamic properties of liquid carbonate solvents, such as specific heat at constant volume, density, heat of vaporization, viscosity and self-diffusivity. They found that the model is  $\sim 10^4$  faster as compared to the calculations using wB97X-D/6-31G\* with a single CPU (2.4 GHz). Moreover, the model can simulate MD with a simulation time of a few nanoseconds.

To further improve the accuracy of MLPs, active learning can be applied in the development of MLPs to deal with the unrealistic structures being generated during model training. Those structures can be further optimized by additional DFT calculations. Using learning-on-the-fly MTP (LOTF/MTP) potentials for MD simulations, Wang *et al.*<sup>81</sup> discovered Li<sub>3</sub>Sc<sub>2</sub>(PO<sub>4</sub>)<sub>3</sub> and Li<sub>3</sub>B<sub>7</sub>O<sub>12</sub>, together with 10 other candidates, to be promising coating materials with high lithium contents and stable electrochemical windows (oxidation limit); low chemical reactivity with sulfide electrolytes and oxide cathodes; and low Li-ion migration energies. The MD can run up to 200 ns. Miwa *et al.*<sup>82</sup> used a self-learning and adaptive database (SLAD) approach to develop ML potentials for simulating the ionic conductivity ( $\sigma$ ) and activation energy ( $E_a$ ) of Li<sub>10</sub>GeP<sub>2</sub>S<sub>12</sub> (LGPS). The simulated results of  $\sigma = 12$  mS cm<sup>-1</sup> and  $E_a = 226$  meV agreed well with experimental data. In addition, they found only small anisotropy effects for Li-ion diffusion in LGPS.

Hajibabaei *et al.*<sup>83</sup> developed sparse Gaussian process potentials (SGPPs) with a data-efficient on-the-fly adaptive sampling algorithm to simulate the Li diffusivity and melting/crystallization temperatures in Li<sub>7</sub>P<sub>3</sub>S<sub>11</sub>. They discovered an uncharted phase with a much lower Li diffusivity that should be avoided and found that the computational cost is similar to those of the Bayesian linear regression methods. Using NN potentials and



Table 3 Recent advancements in battery materials using ML potentials

Materials	Battery	ML potentials	Descriptor/feature/input	Dataset	ML prediction	Accuracy	Ref.
LiNi <sub>x</sub> Mn <sub>y</sub> Co <sub>(1-x-y)</sub> O <sub>2</sub> (NMC) cathode	Lithium-ion	NNP	Atom-centered symmetry functions	12 962 points	Voltage profiles	RMSE: 3.7 meV per atom, 0.13 eV Å <sup>-1</sup> for energy, force, Voltage: agrees with experiment	76, Houchins <i>et al.</i> (2020)
Spinel lithium manganese oxide cathode	Lithium-ion	HDNNP	Many-body atom-centered symmetry functions	15 228 Li <sub>x</sub> Mn <sub>2</sub> O <sub>4</sub> structures	Lattice parameters, diffusion barrier, <i>etc.</i>	RMSE: 1.8 meV per atom, 0.108 eV/a <sub>0</sub> for energy, force, Lattice: <1%, Barrier: agrees with experiment	77, Eckhoff <i>et al.</i> (2020)
Amorphous Li <sub>x</sub> Si anode	Lithium-ion	ANN	Chebyshev descriptors	1000 first-principles calculations	Li <sub>x</sub> Si configurations	RMSE: 7.7 meV per atom, MAE: 5.9 meV per atom	78, Artrith <i>et al.</i> (2018)
Li <sub>10</sub> GeP <sub>2</sub> S <sub>12</sub> -type SSE	SSB	DP-GEN	Atomic environment descriptors	590 structures	Diffusion coefficient (DC)	RMSE: 2 meV per atom, 80 meV Å <sup>-1</sup> for energy, force, DC: between 5–15 × 10 <sup>-12</sup> m <sup>2</sup> s <sup>-1</sup>	79, Huang <i>et al.</i> (2021)
Liquid electrolytes	Lithium-ion	HDNNP	Symmetry function	Training 360 K	Bulk thermodynamics properties	RMSE: 0.40 kcal mol <sup>-1</sup> , 0.11 Debye, 0.47 kcal mol <sup>-1</sup> Å <sup>-1</sup> for energy, dipole, force	80, Dajnowicz <i>et al.</i> (2022)
Li <sub>3</sub> Sc <sub>2</sub> (PO <sub>4</sub> ) <sub>3</sub> and Li <sub>3</sub> B <sub>7</sub> O <sub>12</sub> coating materials	SSB	LOFT/MTP	Polynomial basis	Initial set: 15ps AIMD at 1000 K	Ionic conductivity	MAE: 5.7 meV per atom, 84.3 meV Å <sup>-1</sup> for energy, force, Ionic conductivity: MAE = 0.13 eV	81, Wang <i>et al.</i> (2020)
Li <sub>10</sub> GeP <sub>2</sub> S <sub>12</sub>	SSB	SLAD	Power spectrum	7500 local atomic geometries	Ionic conductivity at 300 K, activation energy	MAE: 7.1 × 10 <sup>-5</sup> Hartree per atom, 4.3 × 10 <sup>-3</sup> Hartree per Bohr, and 0.13 GPa for energy, force, and stress, Ionic conductivity: agrees with experiment	82, Miwa <i>et al.</i> (2021)
Li <sub>7</sub> P <sub>3</sub> S <sub>11</sub>	SSB	SGPP	SOAP	705 LCE (local chemical environment)	Li diffusivity	RMSE: 0.14 eV Å <sup>-1</sup> for force, Li diffusivity: agrees with experiment	83, Hajibabaei <i>et al.</i> (2021)
Ether-based ionic liquid electrolytes	Metal-ion	NNP, active learning	Graph convolution	Initial 5000 geometries for training	Cation-ligand binding structures	RMSE: 0.83 kcal mol <sup>-1</sup> , 0.5 kcal mol <sup>-1</sup> Å <sup>-1</sup> for energy, force	84, Wang <i>et al.</i> (2020)

active learning, Wang *et al.*<sup>84</sup> investigated the binding structures between cations and ether-based solvated ionic liquids for the discovery of new electrolytes. They identified candidate ether ligands for Li<sup>+</sup>, Mg<sup>2+</sup>- and Na<sup>+</sup>-solvated ionic liquids with higher binding affinity and electrochemical stability than the reference compounds.

The MLP approach has emerged as a promising method for battery material discovery. Different types of MLP have been developed for simulating battery material properties such as the ion diffusion barriers of electrolytes and voltage profiles of electrodes. The MLP accuracy is high with typical RMSE less than a few tenths of meV in energy and meV Å<sup>-1</sup> in force, which enables highly accurate property predictions. Moreover, new materials have been identified using the MLP approach: Li<sub>3</sub>Sc<sub>2</sub>(PO<sub>4</sub>)<sub>3</sub> and Li<sub>3</sub>B<sub>7</sub>O<sub>12</sub> have found promise as coating materials for solid-state batteries using the moment tensor potentials.<sup>81</sup> For the ML models, the neural network algorithms are the most frequently used for constructing MLPs as the NN approach is suitable for large system simulations.<sup>77</sup> It also has the transferability across composition space.<sup>84</sup> For the local atomic environment descriptors, the many-body symmetry functions by Behler and Parrinello<sup>71,72</sup> are most often used. The descriptor built on the symmetry functions remains a smooth function of the atomic coordinates and can still allow atoms to go across the cutoff region during atomic simulations.

Nevertheless, challenges remain for the development of MLPs. One issue is that the long-range electrostatic effects

are usually ignored due to the local nature of MLPs. Staacke *et al.*<sup>85</sup> found that the description of lithium transport in the isotropic bulk Li<sub>7</sub>P<sub>3</sub>S<sub>11</sub> ionic conductor is valid without the long-range electrostatic terms in the MLP, but defect formation energies can only be obtained accurately with hybrid potentials and a physical model of electrostatic interactions. This points the way for future development of MLPs. Another issue is the transferability of MLPs, which depends on the extent of inclusion of relevant atomic environments in the reference/training data. Large prediction errors can result if the simulations are out of the range of validity.

### 3.3 Inverse design

The inverse design strategies start with the desired functionalities of materials and end in chemical spaces with the specific material structures. Ideally, one can start with a desired functionality and search for the potential components of the materials directly. However, due to the huge and growing chemical spaces, it is almost impossible to identify the governing rules or components, without the inputs from domain knowledge and optimization techniques. A good optimization technique should explore only a small amount of data, which is guided by the design principles, *e.g.*, a physics-based model that governs functions and structures.<sup>62</sup>

The generic strategies for inverse design are:

1. High-throughput virtual screening: a screening scope is first defined and an ML model is employed to carry out a search



of databases. The search results often need to be verified with experiments or physics-based model simulations and domain knowledge plays a crucial role for the search success.

2. Global optimization: the approach employs optimization algorithms such as PSO, BO and GA to optimize an optimal solution for a large objective function. This approach is often employed for problems with multiple targets.

3. Generative models: this is an unsupervised learning approach in ML that can learn the input patterns and generate output with new data. Some examples are recurrent neural networks (RNNs), generative adversarial networks (GANs) and auto-encoders (AEs). Details of these strategies are well reviewed in ref. 86 and 87.

We highlight some of the recent battery material discoveries using the inverse design technique (Table 4). Sendek *et al.*<sup>88</sup> used a log *R* model and high-throughput screening of more than 12 000 computational structures to look for potential superionic conductors that are likely to have fast lithium conduction compared to experimental measurements. A total of 21 structures were identified, but a few are yet to be studied experimentally.

The global optimization strategy is one of the most common approaches in inverse design for battery materials. Liow *et al.*<sup>89</sup> used an inverse design surrogate model for correlating an experimental parameter–property relationship to predict optimal experimental synthesis parameters for NMC cathodes. They used a PSO to perform global optimizations and found that the composition of Ni, sintering temperature, cut-off voltage and charge-rate are strongly correlated with the performance of the materials. With the optimized parameters, the ML model achieved a high discharge capacity (209.5 mA h g<sup>-1</sup>) and Coulombic efficiency (86%) for the batteries. Using an ANN model, Takagishi *et al.*<sup>90</sup> predicted the specific resistance of porous electrodes for LIBs. They found that the ML predictions agree well with the simulated results using a physico-chemical model. In addition, they performed inverse design to determine

the optimal process parameters and found that active materials with 50.4% volume fraction, binder/additives with 0.0820% volume ratio, electrolytic conductivity with 1.00 S m<sup>-1</sup> and compaction pressure of 590 MPa are the key parameters for determining the total specific resistance. Li *et al.*<sup>91</sup> used a multi-target ML model based on RF for inverse design of MXenes as high-capacity energy storage materials. They predicted the electrochemical properties with multiple targets (voltage, capacity and charge), followed by the use of the inverse design model to predict the formula of MXenes. Specifically, Li<sub>2</sub>M<sub>2</sub>C and Mg<sub>2</sub>M<sub>2</sub>C (M = Sc, Ti, Cr) were predicted to have the desired electrochemical properties.

Tagade *et al.*<sup>92</sup> developed a deep learning inverse prediction framework (structure learning for attribute-driven materials design using novel conditional sampling (SLAMDUNCS)) to predict molecules with target properties. The framework was applied to predict electrolyte additive molecules with reduction potential smaller than -3.35 V against the standard hydrogen electrode. Some predicted molecules include dimethyl silyl carbonate and 2,4,6-triisopropyl-1,3,5-trioxane. In addition, using a GPR model and the active learning framework based on BO, Doan *et al.*<sup>93</sup> predicted the oxidation potentials of 1400 homobenzylic ether (HBE) molecules and identified a total of 133 molecules with the desired potentials ranging between 1.40 and 1.70 V for redox flow batteries. The schematic representation of the BO guided computational workflow for predicting HBEs with desired oxidation potentials is shown in Fig. 5.

Many new battery materials have been discovered with advancements in inverse design approaches. For instance, Li<sub>5</sub>B<sub>7</sub>S<sub>13</sub>, Li<sub>2</sub>B<sub>2</sub>S<sub>5</sub>, and Li<sub>2</sub>GePbS<sub>4</sub> are among the 21 newly identified ionic conductors.<sup>88</sup> Also, Li<sub>2</sub>M<sub>2</sub>C and Mg<sub>2</sub>M<sub>2</sub>C (M = Sc, Ti, Cr) MXene have been suggested as promising battery electrode materials<sup>91</sup> based on inverse design. Moreover, the inverse design approach has been used to optimize process parameters and the manufacture of battery electrodes with desired properties such as high charge capacity<sup>89</sup> and low resistance.<sup>90</sup> The neural network

Table 4 Recent advancements of battery materials using inverse design approaches

Materials	Battery	ML method	Inverse design strategy	Target	ML prediction	Accuracy	Ref.
Identified 21 promising electrolytes	SSB	Log <i>R</i>	High-throughput Screening	PLR ≥ 50%; <i>E</i> <sub>gap</sub> > 1 eV; <i>V</i> <sub>ox</sub> ≥ 4 V, no transition metal; <i>E</i> <sub>hull</sub> > 0 eV	Potential superionic structures	90%	88, Sendek <i>et al.</i> (2017)
LiNi <sub>x</sub> -Co <sub>1-x-y</sub> Mn <sub>1-x-y-z</sub> O <sub>2</sub> (NCM) cathode	Lithium-ion	kNN, RF, multiple imputations by chained equations (MICE)	PSO	Target discharge capacities of 150, 175, and 200 mA h g <sup>-1</sup>	Specific charge capacity, process parameters	RMSE: 8.17 mA h g <sup>-1</sup>	89, Liow <i>et al.</i> (2022)
Porous electrode	Lithium-ion	ANN	Bayesian	From 5 initial conditions tests (converged to 47 Ωm)	Specific total resistance, process parameters	<i>R</i> <sup>2</sup> : 0.827	90, Takagishi <i>et al.</i> (2019)
MXene electrodes	Metal-ion	RF	RF classifier	Target M, T, and Z (categorical descriptor)	Formula for MXenes	F1 score: 0.5833–0.9861	91, Li <i>et al.</i> (2022)
Electrolyte additives	Lithium-ion	DL	Bayesian	Target < -3.35 V against standard hydrogen electrode	Redox potential	MAE: 0.2004 V	92, Tagade <i>et al.</i> (2019)
133 molecules identified	Redox flow	GPR	Bayesian	Target 1.40 V, 1.70 V vs. NHE	Oxidation potential	RMSE: <0.15 V	93, Doan <i>et al.</i> (2020)





Fig. 5 A schematic representation of BO guided computational workflow for identify HBEs with desired oxidation potentials. PCs,  $\mu$  and  $\Sigma$  are principle components, mean, and variance, respectively. Reproduced with permission from ref. 93. Copyright American Chemical Society 2020.

model is more often used in these studies while the global optimization technique (especially the Bayesian approach) is the most often used for inverse design strategies. The Bayesian optimization approach is based on Bayes Theorem that allows for a direct search of a globally optimized objective function efficiently using probabilistic principles. It is often used to tune hyperparameters of a given ML model. Nevertheless, there remain challenges for the inverse design approach as searching the huge chemical spaces is daunting. Bhowmik *et al.*<sup>94</sup> pointed out that extensive multi-fidelity datasets from multi-scale simulations, large-scale operando characterizations, and high-throughput syntheses need to work closely together to tackle the difficulty in solid electrolyte interphase (SEI) inverse design for batteries. The same suggested approaches should also be applied in battery electrodes and electrolyte design.

## 4. Outlook and conclusions

The development of ML techniques and databases has identified many novel electrode and electrolyte materials with promising properties. ML has also empowered the development of modeling techniques such as MD with faster and longer timescale simulations. In addition, the inverse design approach has become more effective with the growth of databases. These three approaches have accelerated innovation in battery materials significantly in recent years. While efforts are still needed to realize the potential shown by the predicted materials, data-driven ML approaches have been proven to be useful in the material design spaces.

Nevertheless, there remain some major challenges for the ML approaches. The most common challenge identified in the literature is data scarcity. There is a contradiction between high dimensions and low amounts of data in battery materials,<sup>10</sup> meaning substantial dimensions are required for an accurate model but the data volume is limited, which might lead to overfitting issues and errors in predictions. Nevertheless, feature reductions and active learning are some effective approaches to mitigate such a limitation.

As opposed to the existing size of property data on organic molecules, *e.g.*, the Chemical Universal Database contains over 166 billion data entries (GDB-17),<sup>95</sup> and the existence of platforms for unified molecular analysis,<sup>96</sup> the lack of coherent big data in the battery field for ML techniques, especially for inorganic materials, remains the major limitation for accelerating the discovery of novel materials and improving battery performance. The absence of data standardization has often been raised,<sup>11,12,15,97</sup> as the reported data across databases may not be in the same formats, terms and metadata schemas, especially computational data obtained from different levels of modeling and experimental data generated by different laboratories; this poses a challenge to unify coherent data for training and validation.

Nevertheless, there have been efforts towards a unified description of battery data. To address the issue, the FAIR (findability, accessibility, interoperability and reusability) data principles<sup>98,99</sup> provide guidelines on scientific data management, which enable a new horizon for materials research. The FAIR data infrastructure requires in-depth description of how the data were obtained, including metadata, ontologies, and workflows. In particular, an ontology is the knowledge that can be expressed as a map of concepts and relations and expressed in machine-readable code.<sup>100</sup> For instance, the ontology is introduced to describe the production of lithium-ion batteries and support the management of data on materials and process steps.<sup>101</sup> With approaches that can unify battery data and make it interoperable, this can alleviate the issue of data scarcity in battery material design.

We also notice that the majority of datasets currently available are static data; time-dependent battery data, *e.g.*, experimental battery cycling data, or computational molecular dynamics trajectory data, are rarely available but should be useful for predicting the complex dynamic behaviors in batteries. Therefore, high-volume, high-quality, unified and coherent static and dynamic datasets are essential for tackling this major challenge.

Finally, towards the development of green batteries, the concept of sustainability is crucial for the next generation of batteries.



Sustainability of battery technologies can be evaluated through their environmental and social impacts.<sup>102</sup> The key to sustainable design of batteries lies in (1) incorporating more eco-friendly and abundant high-energy materials such as biomass (the raw materials could come from waste food or other organic substances) and sodium (abundant in the Earth's crust), and reducing the use of metals that are toxic (*e.g.*, cobalt) to the environment and humans; (2) low-energy, efficient synthetic processes and manufacturing; (3) life-cycle assessment; and (4) efficient recycling processes. Such a closed-loop design strategy is essential but idealistic, while a good balance within the design cycle is critical for developing batteries that are more sustainable. Currently, there are many material databases available and the number of data entries is increasing; these provide more design spaces for ML to explore the use of sustainable materials. Indeed, biomass is one potential type of material that can be used as a sustainable source. Its use has been demonstrated in battery anodes and cathodes in metal-sulfur and metal-oxygen batteries.<sup>103</sup> This is a promising direction towards sustainable battery technologies. Moreover, the ML techniques have also been used in optimizing the material synthesis<sup>89,104–106</sup> and manufacturing processes.<sup>107,108</sup>

For life-cycle assessment, the state of health (SOH) and remaining useful life (RUL) of rechargeable batteries are the two critical indicators to predict battery lifetimes. Traditional equivalent circuit models (ECMs) remain widely used to monitor these indicators due to the fast response, but it is less accurate, while more accurate physics-based models (PBMs) remain too computationally demanding for real-time SOH and RUL predictions. The data-driven ML approach could combine the advantages of both worlds. We have proposed major challenges in terms of accurate modeling over length and time scales; performing *in situ* calculations; and high-throughput theoretical and experimental data generation for SOH and RUL predictions using ML techniques in our previous review.<sup>6</sup> In addition, the long-term degradation and cycle life of batteries should also be taken into account. The degradation of materials in batteries includes the formation of solid electrolyte interphases (SEI), the growth of lithium dendrites, the loss of active elements in electrodes, the loss of mechanical strength of the solid upon charge-discharge cycles, and the corrosion of metal current collectors.<sup>109–112</sup> ML battery models can thus be developed by incorporating information on these degradation mechanisms *via* data-driven machine learning, which can increase the accuracy of battery state predictions as compared to those of ECMs.

While the degradation or cycling life information can be obtained *via* electrochemical measurements such as cyclic voltammetry (CV) for cycling data and electrochemical impedance spectroscopy (EIS) for corrosion data, high-throughput experiments are required to obtain such data. However, experimentally collecting these data is not easy as it involves dismantling the battery cells. The lack of *in situ* measurements of these mechanisms challenges the availability of experimental data for ML. As such, multi-scale modeling has often been applied to study the degradation of battery materials from the atomic scale all the way to full cell simulations.<sup>113,114</sup>

Density functional theory (DFT) and molecular dynamics (MD) simulations have often been used to determine the material degradation properties at the atomic level. Key properties such as lithium dendrite growth and SEI formations can be studied.<sup>115–118</sup> Moreover, kinetic Monte Carlo (KMC) and phase field methods can be used to study the degraded morphology and phase separations of electrodes at the microstructural level.<sup>119,120</sup> In addition, a pseudo 2D (P2D) model<sup>121,122</sup> at the continuum level can be used to study cell properties with degraded battery cell parameters. With all these in place, the life-cycle assessments of batteries can be more accurate.

Finally, recycling has been identified as the missing link to close the loop of sustainable design in most of today's energy-related processes<sup>123</sup> (which includes batteries). However, batteries in different sizes and shapes make the disassembly processes challenging, and the toxic and flammable chemicals in the batteries are hazardous to human health, requiring more safety precautions. All of these add to the cost for recycling. Nevertheless, the ML techniques have been applied to improve the efficiency of battery dismantling systems.<sup>124</sup> Overall, the ML techniques are promising tools to improve the design space for sustainable batteries. However, a holistic ML approach that can connect all these design spaces is required to achieve and realize practical and sustainable batteries.<sup>125,126</sup>

To conclude, the present review has summarized recent ML-inspired battery electrode and electrolyte advancements. We provide insights into the discovery of these new battery materials through the ML strategies on direct property predictions, machine learning potentials and inverse design. We envision that to move towards green and more sustainable batteries, the integration of battery materials, manufacturing and product designs is essential. Data-driven machine learning is thus a promising technique to fulfil this mission.

## Data availability

As this is a review article, no primary research results, data, software or code have been included.

## Author contributions

All the authors contributed to researching the data and writing the manuscript.

## Conflicts of interest

The authors declare no competing financial interests.

## Acknowledgements

This work is supported by the Agency for Science, Technology and Research (Central Research Fund Award). We thank Dr Ng Heok Hee from the Research Office Scientific Editing Team of A\*STAR for the professional manuscript editing service.



## References

- J. Anderson, D. Rode, H. Zhai and P. Fischbeck, *Energy Policy*, 2021, **148**, 111778.
- P. R. Liu and A. E. Raftery, *Commun. Earth Environ.*, 2021, **2**, 29.
- M. A. Brown, P. Dwivedi, S. Mani, D. Matisoff, J. E. Mohan, J. Mullen, M. Oxman, M. Rodgers, R. Simmons, B. Beasley and L. Polepeddi, *Proc. Natl. Acad. Sci. U. S. A.*, 2021, **118**, e2100008118.
- Y. Ou, C. Roney, J. Alsalam, K. Calvin, J. Creason, J. Edmonds, A. A. Fawcett, P. Kyle, K. Narayan, P. O'Rourke, P. Patel, S. Ragnauth, S. J. Smith and H. McJeon, *Nat. Commun.*, 2021, **12**, 6245.
- T. Sun, I. B. Ocko, E. Sturcken and S. P. Hamburg, *Sci. Rep.*, 2021, **11**, 22173.
- M.-F. Ng, J. Zhao, Q. Yan, G. J. Conduit and Z. W. Seh, *Nat. Mach. Intell.*, 2020, **2**, 161–170.
- C. Lv, X. Zhou, L. Zhong, C. Yan, M. Srinivasan, Z. W. Seh, C. Liu, H. Pan, S. Li, Y. Wen and Q. Yan, *Adv. Mater.*, 2022, **34**, e2101474.
- C. Bauer, S. Burkhardt, N. P. Dasgupta, L. A.-W. Ellingsen, L. L. Gaines, H. Hao, R. Hischier, L. Hu, Y. Huang, J. Janek, C. Liang, H. Li, J. Li, Y. Li, Y.-C. Lu, W. Luo, L. F. Nazar, E. A. Olivetti, J. F. Peters, J. L. M. Rupp, M. Weil, J. F. Whitacre and S. Xu, *Nat. Sustainability*, 2022, **5**, 176–178.
- J. L. Reymond, *Acc. Chem. Res.*, 2015, **48**, 722–730.
- Y. Liu, B. Guo, X. Zou, Y. Li and S. Shi, *Energy Storage Mater.*, 2020, **31**, 434–450.
- C. Ling, *npj Comput. Mater.*, 2022, **8**, 33.
- T. Lombardo, M. Duquesnoy, H. El-Bouysidy, F. Aren, A. Gallo-Bueno, P. B. Jorgensen, A. Bhowmik, A. Demortiere, E. Ayerbe, F. Alcaide, M. Reynaud, J. Carrasco, A. Grimaud, C. Zhang, T. Vegge, P. Johansson and A. A. Franco, *Chem. Rev.*, 2022, **122**, 10899–10969.
- X. Chen, X. Liu, X. Shen and Q. Zhang, *Angew. Chem., Int. Ed.*, 2021, **60**, 24354–24366.
- T. Gao and W. Lu, *iScience*, 2021, **24**, 101936.
- Y. Liu, O. C. Esan, Z. Pan and L. An, *Energy AI*, 2021, **3**, 100049.
- J. Mao, J. Miao, Y. Lu and Z. Tong, *Chin. J. Chem. Eng.*, 2021, **37**, 1–11.
- Z. Deng, V. Kumar, F. T. Bölle, F. Caro, A. A. Franco, I. E. Castelli, P. Canepa and Z. W. Seh, *Energy Environ. Sci.*, 2022, **15**, 579–594.
- X. Feng, Q. Zhang and Z. W. Seh, *Adv. Mater. Technol.*, 2022, 2200616, DOI: [10.1002/admt.202200616](https://doi.org/10.1002/admt.202200616).
- A. Y. S. Eng, C. B. Soni, Y. Lum, E. Khoo, Z. Yao, S. K. Vineeth, V. Kumar, J. Lu, C. S. Johnson, C. Wolverton and Z. W. Seh, *Sci. Adv.*, 2022, **8**, eabm2422.
- A. Jain, S. P. Ong, G. Hautier, W. Chen, W. D. Richards, S. Dacek, S. Cholia, D. Gunter, D. Skinner, G. Ceder and K. A. Persson, *APL Mater.*, 2013, **1**, 011002.
- S. P. Ong, S. Cholia, A. Jain, M. Brafman, D. Gunter, G. Ceder and K. A. Persson, *Comput. Mater. Sci.*, 2015, **97**, 209–215.
- J. E. Saal, S. Kirklin, M. Aykol, B. Meredig and C. Wolverton, *JOM*, 2013, **65**, 1501–1509.
- S. Curtarolo, W. Setyawan, G. L. W. Hart, M. Jahnatek, R. V. Chepulskii, R. H. Taylor, S. Wang, J. Xue, K. Yang, O. Levy, M. J. Mehl, H. T. Stokes, D. O. Demchenko and D. Morgan, *Comput. Mater. Sci.*, 2012, **58**, 218–226.
- NIST Inorganic Crystal Structure Database, NIST Standard Reference Database Number 3, National Institute of Standards and Technology, DOI: [10.18434/M32147](https://doi.org/10.18434/M32147).
- C. R. Groom, I. J. Bruno, M. P. Lightfoot and S. C. Ward, *Acta Crystallogr., Sect. B: Struct. Sci., Cryst. Eng. Mater.*, 2016, **72**, 171–179.
- S. S. Borysov, R. M. Geilhufe and A. V. Balatsky, *PLoS One*, 2017, **12**, e0171501.
- H. E. Pence and A. Williams, *J. Chem. Educ.*, 2010, **87**, 1123–1124.
- K. Mizushima, P. C. Jones, P. J. Wiseman and J. B. Goodenough, *Mater. Res. Bull.*, 1980, **15**, 783–789.
- M. Okubo, S. Ko, D. Dwivedi and A. Yamada, *J. Mater. Chem. A*, 2021, **9**, 7407–7421.
- M. Armand, P. Axmann, D. Bresser, M. Copley, K. Edström, C. Ekberg, D. Guyomard, B. Lestriez, P. Novák, M. Petranikova, W. Porcher, S. Trabesinger, M. Wohlfahrt-Mehrens and H. Zhang, *J. Power Sources*, 2020, **479**, 228708.
- Y. Lu, Q. Zhang, L. Li, Z. Niu and J. Chen, *Chem*, 2018, **4**, 2786–2813.
- K. M. Abraham, *ACS Energy Lett.*, 2020, **5**, 3544–3547.
- G. Peng, C. Hai, C. Sun, Y. Zhou, Y. Sun, Y. Shen, X. Li, G. Zhang, J. Zeng and S. Dong, *ACS Appl. Mater. Interfaces*, 2021, **13**, 55007–55019.
- W. Zhao, J. Yi, P. He and H. Zhou, *Electrochem. Energy Rev.*, 2019, **2**, 574–605.
- J. C. Bachman, S. Muy, A. Grimaud, H. H. Chang, N. Pour, S. F. Lux, O. Paschos, F. Maglia, S. Lupart, P. Lamp, L. Giordano and Y. Shao-Horn, *Chem. Rev.*, 2016, **116**, 140–162.
- K. Hatakeyama-Sato, T. Tezuka, M. Umeki and K. Oyaizu, *J. Am. Chem. Soc.*, 2020, **142**, 3301–3305.
- Y. Zhang, X. He, Z. Chen, Q. Bai, A. M. Nolan, C. A. Roberts, D. Banerjee, T. Matsunaga, Y. Mo and C. Ling, *Nat. Commun.*, 2019, **10**, 5260.
- A. D. Sendek, E. D. Cubuk, E. R. Antoniuk, G. Cheon, Y. Cui and E. J. Reed, *Chem. Mater.*, 2018, **31**, 342–352.
- S. J. Honrao, X. Yang, B. Radhakrishnan, S. Kuwata, H. Komatsu, A. Ohma, M. Sierhuis and J. W. Lawson, *Sci. Rep.*, 2021, **11**, 16484.
- E. Choi, J. Jo, W. Kim and K. Min, *ACS Appl. Mater. Interfaces*, 2021, **13**, 42590–42597.
- Z. Ahmad, T. Xie, C. Maheshwari, J. C. Grossman and V. Viswanathan, *ACS Cent. Sci.*, 2018, **4**, 996–1006.
- A. Dave, J. Mitchell, K. Kandasamy, H. Wang, S. Burke, B. Paria, B. Póczos, J. Whitacre and V. Viswanathan, *Cell Rep. Phys. Sci.*, 2020, **1**, 100264.
- B. Ransom, N. Zhao, A. D. Sendek, E. D. Cubuk, W. Chueh and E. J. Reed, *MRS Bull.*, 2021, **46**, 1116–1129.
- S. Xu, J. Liang, Y. Yu, R. Liu, Y. Xu, X. Zhu and Y. Zhao, *J. Phys. Chem. C*, 2021, **125**, 21352–21358.



- 45 I. A. Moses, R. P. Joshi, B. Ozdemir, N. Kumar, J. Eickholt and V. Barone, *ACS Appl. Mater. Interfaces*, 2021, **13**, 53355–53362.
- 46 G. Wang, T. Fearn, T. Wang and K. L. Choy, *ACS Cent. Sci.*, 2021, **7**, 1551–1560.
- 47 G. Wang, T. Fearn, T. Wang and K.-L. Choy, *Energy Technol.*, 2021, **9**, 2100053.
- 48 X. Liu, T. Wang, T. Ji, H. Wang, H. Liu, J. Li and D. Chao, *J. Mater. Chem. A*, 2022, **10**, 8031–8046.
- 49 R. P. Joshi, J. Eickholt, L. Li, M. Fornari, V. Barone and J. E. Peralta, *ACS Appl. Mater. Interfaces*, 2019, **11**, 18494–18503.
- 50 S. Park, S. Park, Y. Park, M. H. Alfaruqi, J.-Y. Hwang and J. Kim, *Energy Environ. Sci.*, 2021, **14**, 5864–5874.
- 51 A. Shodiev, M. Duquesnoy, O. Arcelus, M. Chouchane, J. Li and A. A. Franco, *J. Power Sources*, 2021, **511**, 230384.
- 52 M. Duquesnoy, I. Boyano, L. Ganborena, P. Cereijo, E. Ayerbe and A. A. Franco, *Energy AI*, 2021, **5**, 100090.
- 53 R. P. Cunha, T. Lombardo, E. N. Primo and A. A. Franco, *Batteries Supercaps*, 2019, **3**, 60–67.
- 54 H. Zhang, Z. Wang, J. Cai, S. Wu and J. Li, *ACS Appl. Mater. Interfaces*, 2021, **13**, 53388–53397.
- 55 Z. Lian, M. Yang, F. Jan and B. Li, *J. Phys. Chem. Lett.*, 2021, **12**, 7053–7059.
- 56 A. Kilic, Ç. Odabaşı, R. Yildirim and D. Eroglu, *Chem. Eng. J.*, 2020, **390**, 124117.
- 57 O. Allam, B. W. Cho, K. C. Kim and S. S. Jang, *RSC Adv.*, 2018, **8**, 39414–39420.
- 58 K. Sakano, Y. Igarashi, H. Imai, S. Miyakawa, T. Saito, Y. Takayanagi, K. Nishiyama and Y. Oaki, *ACS Appl. Energy Mater.*, 2022, **5**, 2074–2082.
- 59 B. Liu, J. Yang, H. Yang, C. Ye, Y. Mao, J. Wang, S. Shi, J. Yang and W. Zhang, *J. Mater. Chem. A*, 2019, **7**, 19961–19969.
- 60 A. Ishikawa, K. Sodeyama, Y. Igarashi, T. Nakayama, Y. Tateyama and M. Okada, *Phys. Chem. Chem. Phys.*, 2019, **21**, 26399–26405.
- 61 Y. Zhang and X. Xu, *Ind. Eng. Chem. Res.*, 2020, **60**, 343–354.
- 62 A. Zunger, *Nat. Rev. Chem.*, 2018, **2**, 0121.
- 63 T. B. Blank, S. D. Brown, A. W. Calhoun and D. J. Doren, *J. Chem. Phys.*, 1995, **103**, 4129–4137.
- 64 H. Gassner, M. Probst, A. Lauenstein and K. Hermansson, *J. Phys. Chem. A*, 1998, **102**, 4596–4605.
- 65 J. Behler, *Chem. Rev.*, 2021, **121**, 10037–10072.
- 66 A. V. Shapeev, *Multiscale Model. Simul.*, 2016, **14**, 1153–1173.
- 67 A. P. Bartok, M. C. Payne, R. Kondor and G. Csanyi, *Phys. Rev. Lett.*, 2010, **104**, 136403.
- 68 A. P. Bartók and G. Csányi, *Int. J. Quantum Chem.*, 2015, **115**, 1051–1057.
- 69 A. P. Thompson, L. P. Swiler, C. R. Trott, S. M. Foiles and G. J. Tucker, *J. Comput. Phys.*, 2015, **285**, 316–330.
- 70 Y. Zuo, C. Chen, X. Li, Z. Deng, Y. Chen, J. Behler, G. Csanyi, A. V. Shapeev, A. P. Thompson, M. A. Wood and S. P. Ong, *J. Phys. Chem. A*, 2020, **124**, 731–745.
- 71 J. Behler and M. Parrinello, *Phys. Rev. Lett.*, 2007, **98**, 146401.
- 72 J. Behler, *J. Chem. Phys.*, 2011, **134**, 074106.
- 73 K. Gubaev, E. V. Podryabinkin, G. L. W. Hart and A. V. Shapeev, *Comput. Mater. Sci.*, 2019, **156**, 148–156.
- 74 V. L. Deringer and G. Csányi, *Phys. Rev. B*, 2017, **95**, 094203.
- 75 A. P. Bartók, R. Kondor and G. Csányi, *Phys. Rev. B: Condens. Matter Mater. Phys.*, 2013, **87**, 184115.
- 76 G. Houchins and V. Viswanathan, *J. Chem. Phys.*, 2020, **153**, 054124.
- 77 M. Eckhoff, F. Schönewald, M. Risch, C. A. Volkert, P. E. Blöchl and J. Behler, *Phys. Rev. B*, 2020, **102**, 174102.
- 78 N. Artrith, A. Urban and G. Ceder, *J. Chem. Phys.*, 2018, **148**, 241711.
- 79 J. Huang, L. Zhang, H. Wang, J. Zhao, J. Cheng and W. E. J. Chem. Phys., 2021, **154**, 094703.
- 80 S. Dajnowicz, G. Agarwal, J. M. Stevenson, L. D. Jacobson, F. Ramezanghorbani, K. Leswing, R. A. Friesner, M. D. Halls and R. Abel, *J. Phys. Chem. B*, 2022, **126**, 6271–6280.
- 81 C. Wang, K. Aoyagi, P. Wisesa and T. Mueller, *Chem. Mater.*, 2020, **32**, 3741–3752.
- 82 K. Miwa and R. Asahi, *Solid State Ionics*, 2021, **361**, 115567.
- 83 A. Hajibabaei, C. W. Myung and K. S. Kim, *Phys. Rev. B*, 2021, **103**, 214102.
- 84 W. Wang, T. Yang, W. H. Harris and R. Gomez-Bombarelli, *Chem. Commun.*, 2020, **56**, 8920–8923.
- 85 C. G. Staacke, H. H. Heenen, C. Scheurer, G. Csányi, K. Reuter and J. T. Margraf, *ACS Appl. Energy Mater.*, 2021, **4**, 12562–12569.
- 86 J. Noh, G. H. Gu, S. Kim and Y. Jung, *Chem. Sci.*, 2020, **11**, 4871–4881.
- 87 J. Wang, Y. Wang and Y. Chen, *Materials*, 2022, **15**, 1811.
- 88 A. D. Sendek, Q. Yang, E. D. Cubuk, K.-A. N. Duerloo, Y. Cui and E. J. Reed, *Energy Environ. Sci.*, 2017, **10**, 306–320.
- 89 C. H. Liow, H. Kang, S. Kim, M. Na, Y. Lee, A. Baucour, K. Bang, Y. Shim, J. Choe, G. Hwang, S. Cho, G. Park, J. Yeom, J. C. Agar, J. M. Yuk, J. Shin, H. M. Lee, H. R. Byon, E. Cho and S. Hong, *Nano Energy*, 2022, **98**, 107214.
- 90 Y. Takagishi, T. Yamanaka and T. Yamaue, *Batteries*, 2019, **5**, 54.
- 91 S. Li and A. S. Barnard, *Chem. Mater.*, 2022, **34**, 4964–4974.
- 92 P. M. Tagade, S. P. Adiga, S. Pandian, M. S. Park, K. S. Hariharan and S. M. Kolake, *npj Comput. Mater.*, 2019, **5**, 127.
- 93 H. A. Doan, G. Agarwal, H. Qian, M. J. Coughlan, J. Rodríguez-López, J. S. Moore and R. S. Assary, *Chem. Mater.*, 2020, **32**, 6338–6346.
- 94 A. Bhowmik, I. E. Castelli, J. M. Garcia-Lastra, P. B. Jørgensen, O. Winther and T. Vegge, *Energy Storage Mater.*, 2019, **21**, 446–456.
- 95 L. Ruddigkeit, R. van Deursen, L. C. Blum and J. L. Reymond, *J. Chem. Inf. Model.*, 2012, **52**, 2864–2875.
- 96 M. Gonzalez-Medina and J. L. Medina-Franco, *J. Chem. Inf. Model.*, 2017, **57**, 1735–1740.
- 97 M. Aykol, P. Herring and A. Anapolsky, *Nat. Rev. Mater.*, 2020, **5**, 725–727.
- 98 M. D. Wilkinson, M. Dumontier, I. J. Aalbersberg, G. Appleton, M. Axton, A. Baak, N. Blomberg, J. W. Boiten,



- L. B. da Silva Santos, P. E. Bourne, J. Bouwman, A. J. Brookes, T. Clark, M. Crosas, I. Dillo, O. Dumon, S. Edmunds, C. T. Evelo, R. Finkers, A. Gonzalez-Beltran, A. J. Gray, P. Groth, C. Goble, J. S. Grethe, J. Heringa, P. A. t Hoen, R. Hooft, T. Kuhn, R. Kok, J. Kok, S. J. Lusher, M. E. Martone, A. Mons, A. L. Packer, B. Persson, P. Rocca-Serra, M. Roos, R. van Schaik, S. A. Sansone, E. Schultes, T. Sengstag, T. Slater, G. Strawn, M. A. Swertz, M. Thompson, J. van der Lei, E. van Mulligen, J. Velterop, A. Waagmeester, P. Wittenburg, K. Wolstencroft, J. Zhao and B. Mons, *Sci. Data*, 2016, **3**, 160018.
- 99 M. Scheffler, M. Aeschlimann, M. Albrecht, T. Berau, H. J. Bungartz, C. Felser, M. Greiner, A. Gross, C. T. Koch, K. Kremer, W. E. Nagel, M. Scheidgen, C. Woll and C. Draxl, *Nature*, 2022, **604**, 635–642.
- 100 S. Clark, F. L. Bleken, S. Stier, E. Flores, C. W. Andersen, M. Marcinek, A. Szczesna-Chrzan, M. Gaberscek, M. R. Palacin, M. Uhrin and J. Friis, *Adv. Energy Mater.*, 2021, **12**, 2102702.
- 101 M. Mutz, M. Perovic, P. Gümbel, V. Steinbauer, A. Taranovsky, Y. Li, L. Beran, T. Käfer, K. Dröder, V. Knoblauch, A. Kwade, V. Presser, D. Werth and T. Kraus, *Energy Technol.*, 2022, 2200681, DOI: [10.1002/ente.202200681](https://doi.org/10.1002/ente.202200681).
- 102 X. Yu and A. Manthiram, *Adv. Energy Sustainability Res.*, 2021, **2**, 2000102.
- 103 C. Liedel, *ChemSusChem*, 2020, **13**, 2110–2141.
- 104 M. J. McDermott, S. S. Dwaraknath and K. A. Persson, *Nat. Commun.*, 2021, **12**, 3097.
- 105 N. J. Szymanski, Y. Zeng, H. Huo, C. J. Bartel, H. Kim and G. Ceder, *Mater. Horiz.*, 2021, **8**, 2169–2198.
- 106 A. Davariashtiyani, Z. Kadkhodaie and S. Kadkhodaie, *Commun. Mater.*, 2021, **2**, 115.
- 107 M. F. Niri, K. Liu, G. Apachitei, L. A. A. Román-Ramírez, M. Lain, D. Widanage and J. Marco, *Energy AI*, 2022, **7**, 100129.
- 108 A. Turetskyy, J. Wessel, C. Herrmann and S. Thiede, *Energy Storage Mater.*, 2021, **38**, 93–112.
- 109 M. Jiang, D. L. Danilov, R. A. Eichel and P. H. L. Notten, *Adv. Energy Mater.*, 2021, **11**, 2103005.
- 110 J. S. Edge, S. O’Kane, R. Prosser, N. D. Kirkaldy, A. N. Patel, A. Hales, A. Ghosh, W. Ai, J. Chen, J. Yang, S. Li, M. C. Pang, L. Bravo Diaz, A. Tomaszewska, M. W. Marzook, K. N. Radhakrishnan, H. Wang, Y. Patel, B. Wu and G. J. Offer, *Phys. Chem. Chem. Phys.*, 2021, **23**, 8200–8221.
- 111 X. Han, L. Lu, Y. Zheng, X. Feng, Z. Li, J. Li and M. Ouyang, *eTransportation*, 2019, **1**, 100005.
- 112 J. P. Pender, G. Jha, D. H. Youn, J. M. Ziegler, I. Andoni, E. J. Choi, A. Heller, B. S. Dunn, P. S. Weiss, R. M. Penner and C. B. Mullins, *ACS Nano*, 2020, **14**, 1243–1295.
- 113 T. Katrašnik, I. Mele and K. Zelič, *Energy Convers. Manage.*, 2021, **236**, 114036.
- 114 G. Zan, J. Zhang, F. Monaco, S. Gul, G. Qian, J. Li, D. J. Vine, P. Cloetens, W. Yun, P. Pianetta and Y. Liu, *J. Mater. Chem. A*, 2021, **9**, 19886–19893.
- 115 A. Wang, S. Kadam, H. Li, S. Shi and Y. Qi, *npj Comput. Mater.*, 2018, **4**, 15.
- 116 H. Kumar, E. Detsi, D. P. Abraham and V. B. Shenoy, *Chem. Mater.*, 2016, **28**, 8930–8941.
- 117 Z. Hong and V. Viswanathan, *ACS Energy Lett.*, 2019, **4**, 1012–1019.
- 118 H. G. Lee, S. Y. Kim and J. S. Lee, *npj Comput. Mater.*, 2022, **8**, 103.
- 119 P. Bai, D. A. Cogswell and M. Z. Bazant, *Nano Lett.*, 2011, **11**, 4890–4896.
- 120 D. A. Cogswell and M. Z. Bazant, *ACS Nano*, 2012, **6**, 2215–2225.
- 121 M. Doyle, T. F. Fuller and J. Newman, *J. Electrochem. Soc.*, 2019, **140**, 1526–1533.
- 122 T. F. Fuller, M. Doyle and J. Newman, *J. Electrochem. Soc.*, 2019, **141**, 1–10.
- 123 D. Larcher and J. M. Tarascon, *Nat. Chem.*, 2015, **7**, 19–29.
- 124 Y. Lu, M. Maftouni, T. Yang, P. Zheng, D. Young, Z. J. Kong and Z. Li, *J. Intell. Manuf.*, 2022, 1–13, DOI: [10.1007/s10845-022-01936-x](https://doi.org/10.1007/s10845-022-01936-x).
- 125 Z. Yao, Y. Lum, A. Johnston, L. M. Mejia-Mendoza, X. Zhou, Y. Wen, A. Aspuru-Guzik, E. H. Sargent and Z. W. Seh, *Nat. Rev. Mater.*, 2023, **8**, 202–215.
- 126 A. Chen, X. Zhang and Z. Zhou, *InfoMat*, 2020, **2**, 553–576.

