

Cite this: *Chem. Commun.*, 2019, 55, 8430Received 2nd May 2019,  
Accepted 24th June 2019

DOI: 10.1039/c9cc03394g

rsc.li/chemcomm

# Straightforward chemo- and stereoselective fluorocyclopropanation of allylic alcohols: exploiting the electrophilic nature of the not so elusive fluoroiodomethylithium†

 Marco Colella,‡<sup>a</sup> Arianna Tota,‡<sup>a</sup> Angela Großjohann,<sup>a</sup> Claudia Carlucci,<sup>a</sup> Andrea Aramini,<sup>b</sup> Nadeem S. Sheikh,<sup>\*c</sup> Leonardo Degennaro<sup>\*a</sup> and Renzo Luisi<sup>id</sup> <sup>\*a</sup>

An unprecedented direct fluorocyclopropanation of allylic alcohols is reported. This simple method involves the not so elusive fluoroiodomethylithium, a carbenoidic intermediate that under the developed conditions discloses its electrophilic nature. Gratifyingly, the reaction turned out to be highly chemo- and stereoselective, and DFT calculations provided insights into the structure and nature of this new type of carbenoid.

Fluorinated compounds are of paramount importance in modern synthetic chemistry. The presence of a fluorine atom in an organic molecule could profoundly affect some molecular properties, and this is particularly significant in medicinal chemistry.<sup>1</sup> With regard to the preparation of fluorinated molecules, several strategies have been invented in the past few decades.<sup>2</sup> Among the fluorinated molecules of interest in medicinal chemistry, mono-fluorinated cyclopropanes are attractive scaffolds found in several biologically active compounds (Fig. 1).<sup>3</sup>

Notwithstanding the potential of the fluorocyclopropane unit, the synthesis of these molecular motifs is rather difficult. The available strategies for the preparation of mono-fluorocyclopropanes rely on the Michael initiated ring closure,<sup>4</sup> nucleophilic fluorination,<sup>5</sup> addition of carbene to fluoroalkenes<sup>6</sup> and the addition of fluorocarbene or fluorocarbenoids to alkenes.<sup>6</sup> Every protocol has *pros* and *cons* mainly related to the availability and the ease of preparation of the starting materials, or the stability of the intermediates involved in the process. A rather underexploited strategy, for making fluorinated molecules, is based on the use of fluorinated organometallics such as fluorinated carbenoids where both the fluorine and the

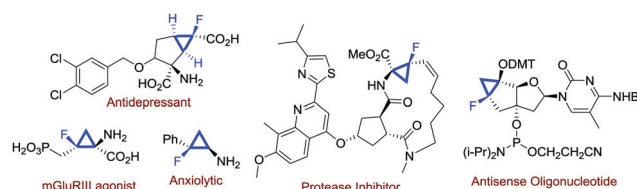


Fig. 1 Bioactive entities bearing a monofluorocyclopropane unit.

metal atoms (*i.e.* Li, Zn or Mg) are bound to the same carbon. The intrinsic nature of fluorinated carbenoids would make them suitable electrophilic reagents for the cyclopropanation of alkenes. In fact, it has been demonstrated that halo carbenoids could react as nucleophiles or electrophiles depending on the reaction conditions and the nature of the coupling partners.<sup>7</sup> Concerning the direct fluorocyclopropanation of alkenes, Schlosser reported that the reactions of mono-fluorocarbenoids with alkenes furnished, albeit in low yields, the expected fluorocyclopropanes.<sup>8</sup> Similarly, Burton succeeded in generating fluorochloro-, and fluorobromo-carbenoids, which were subsequently employed for the preparation of 1,1'-halofluorocyclopropanes.<sup>9</sup> However, these strategies found limited synthetic applicability, and noticeably, required very low temperatures (*i.e.*  $-116\text{ }^{\circ}\text{C}$ ) for controlling the reactivity of such unstable intermediates. A more synthetically useful strategy for the preparation of mono-fluorocyclopropanes was introduced by Terashima, who exploited a zinc fluorocarbenoid generated from fluoroiodomethane in the presence of diethylzinc (Scheme 1). The strategy was found to be successful for the cyclopropanation of enamines.<sup>10</sup> More recently, Charette reported the use of difluoroiodomethane as the starting material for the formation of the same zinc fluorocarbenoids reported by Terashima but using an unusual F/I exchange reaction (Scheme 1). The Charette's methodology allowed for a direct and effective fluorocyclopropanation of allylic alcohols with high stereocontrol, nevertheless a long reaction time was required (15 hours stirring at  $-40\text{ }^{\circ}\text{C}$ ), and the use of dichloromethane as the solvent.<sup>11</sup> In continuation of a research plan on the chemistry of fluorinated organometallics, and in particular fluorocarbenoids,<sup>12</sup> we recently

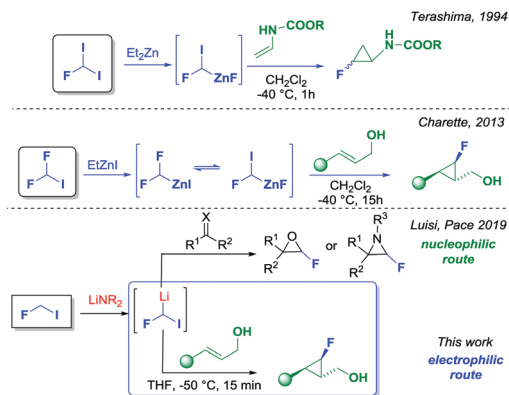
<sup>a</sup> Department of Pharmacy – Drug Sciences, University of Bari, “A. Moro” Via E. Orabona 4, 70125 Bari, Italy. E-mail: renzo.luisi@uniba.it, leonardo.degennaro@uniba.it

<sup>b</sup> Department of Discovery Dompé Farmaceutici S.p.A., Via Campo di Pile, L'Aquila 67100, Italy

<sup>c</sup> Department of Chemistry, College of Science, King Faisal University, P. O. Box 380, Al-Ahsa 31982, Saudi Arabia. E-mail: nsheikh@kfu.edu.sa

† Electronic supplementary information (ESI) available. See DOI: 10.1039/c9cc03394g

‡ These authors contributed equally.

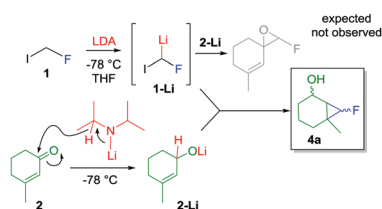


Scheme 1 Strategies for accessing fluorocyclopropanes.

reported that very unstable fluoroiodomethyl lithium could be generated by deprotonation of fluoroiodomethane with a suitable lithium amide.<sup>13</sup> According to Moss and Burton's studies, such fluorinated carbenoid was considered highly unstable and difficult to generate for synthetic purposes.<sup>14</sup> We have successfully demonstrated that, under internal quenching conditions, fluoroiodomethyl lithium could react, as a nucleophile, with carbonyls or imines to provide unusual and synthetically useful fluoroepoxides and fluoroaziridines (Scheme 1).<sup>13</sup> Herein, we report an efficient direct fluorocyclopropanation of allylic alcohols, exploiting the unprecedented electrophilic behavior of the same fluoroiodomethyl lithium carbenoid (Scheme 1). Pleasingly, our approach exhibited an excellent chemo- and stereoselectivity, adopting a fast and easy procedure for the formation of monofluorocyclopropanes.

This investigation began while studying the reactivity of fluoroiodomethyl lithium **1-Li** with  $\alpha,\beta$ -unsaturated carbonyls. With the aim to prepare unsaturated fluoroepoxides, traces of compound **4a** were detected during the analysis of the crude reaction mixture by <sup>19</sup>F NMR ( $\delta = -218$  ppm) (Scheme 2). Inspired by the Charette' reports,<sup>11</sup> we hypothesized that LDA would have reduced ketone **2**, providing lithiated alkoxide **2-Li** that smoothly underwent cyclopropanation in the presence of fluorocarbenoid **1-Li**.<sup>15</sup>

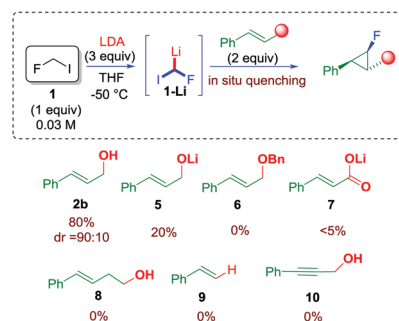
In order to verify our hypothesis and demonstrate the electrophilic nature of the fluorocarbenoid **1-Li**, fluoroiodomethane **1** (4 equiv.) was reacted with LDA (4 equiv.) in the presence of cinnamyl alcohol **2b** (1 equiv.) in a 1/1 mixture of THF/Et<sub>2</sub>O at  $-78$  °C.<sup>16</sup> To our delight, the expected fluorocyclopropane **4b** was found in the reaction mixture in 28% yield. Surprisingly, only one main diastereoisomer was detected by <sup>19</sup>F NMR analysis



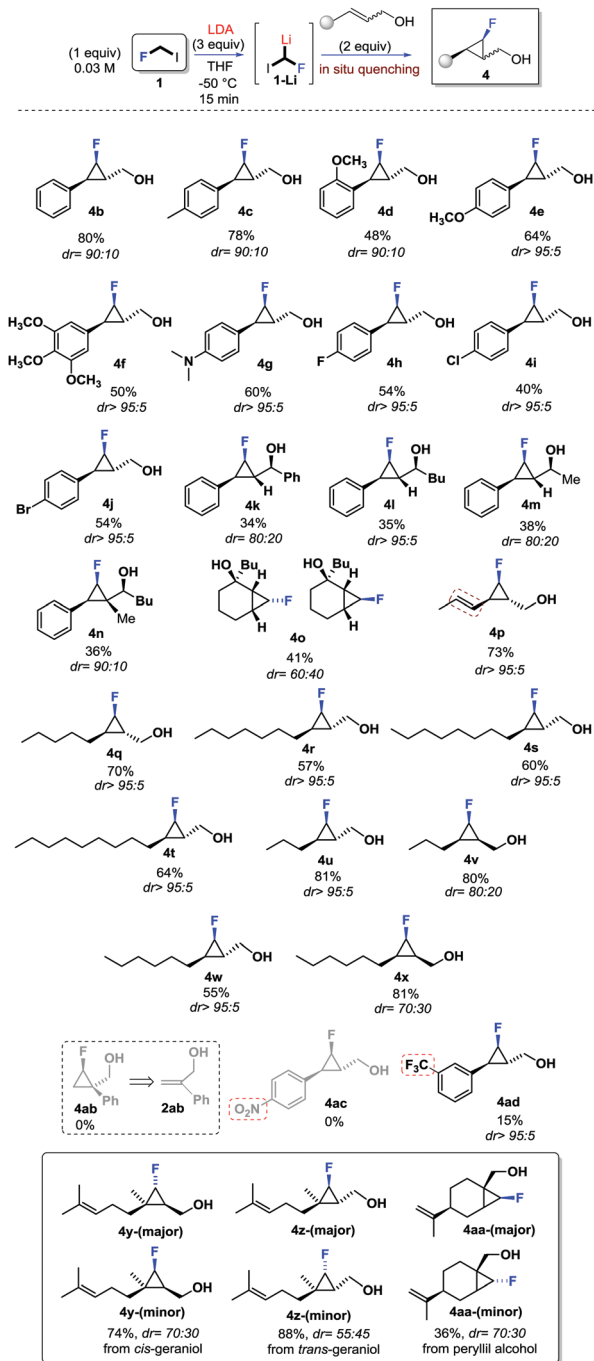
Scheme 2 LDA mediated fluorocyclopropanation.

(dr 90:10). The stereochemistry of the fluorinated cyclopropane was ascertained on the basis of the values of the <sup>3</sup>J<sub>H-H</sub> and <sup>3</sup>J<sub>H-F</sub> coupling constants, and by comparison with already reported molecules (see ESI†). The optimization was continued, searching for the optimal conditions to maximize the yield of the desired fluorocyclopropane. Parameters such as the stoichiometry of the reagents, the nature of the solvent, and temperature were judiciously screened (see ESI†). As a result of this study, a dramatic role of the solvent was observed – ethereal solvents such as THF likely exalted the electrophilic nature of the carbenoid – along with the effect of the concentration and temperature. The optimal conditions provided fluorocyclopropane **4b** up to 80% yield using **1/LDA/2b** in a 1:3:2 molar ratio, respectively, and running the reaction at  $-50$  °C (see ESI†). With the determination of optimal conditions, the role of the unsaturated acceptor was evaluated (Scheme 3). The use of a preformed lithium alcoholate **5** was not beneficial leading to **4b** in only 20% yield. The use of allylic ether **6** resulted in an unfruitful reaction as well as in the case of cinnamic acid **7**, homoallylic alcohol **8**, styrene **9**, and propargyl alcohol **10** (Scheme 3). These experiments would rule out the involvement of a carbolithiation sequence. In addition, although the alcohol is expected to be incompatible with the organolithium species, these data strongly suggested that the hydroxyl group at the allylic position is an essential requirement for the process.<sup>17</sup>

With the aim to apply this unprecedented and simple method to the stereoselective synthesis of fluorocyclopropanes, the scope of the reaction was investigated (Scheme 4). First, the use of *trans*-aryl substituted allylic alcohols (**2b-2j**) was considered, and the expected fluorocyclopropanes **4b-4j** were obtained in good yields and with high stereoselectivity (dr > 90:10). Electron-donating groups and halogens were tolerated as substituents of the aromatic ring. Interestingly, no interference was observed with the dimethylamino functionality (**4g**) or the bromine (**4j**) as aryl substituents. The presence of electron-withdrawing groups, as the substituents of the aromatic ring, affected the cyclopropanation reaction. In fact, no reaction was observed in the presence of the NO<sub>2</sub>-substituent (**4ac**, in Scheme 4), while the presence of a CF<sub>3</sub>-group was tolerated but the product **4ad** (Scheme 4) was obtained in 15% yield although as a single diastereoisomer. The presence of an additional substituent at the carbinolic carbon, as for allylic



Scheme 3 Testing unsaturated systems in fluorocyclopropanation.



Scheme 4 Scope of direct fluorocyclopropanation.

alcohols **2k–n**, resulted in moderate yields of the corresponding fluorocyclopropanes **4k–n** and an almost unexpected high stereocontrol (dr > 95:5), leading to a single stereoisomer.

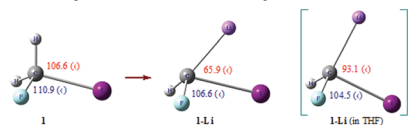
It is worth noting that while the presence of the substituent at the carbinolic carbon affected the yield of the reaction, the additional stereogenic centre does not affect the stereoselectivity. This suggests that a very well organized cyclic transition state must likely be involved (see *infra*). The use of cyclic allylic alcohols such as **2a** and **2o** also successful led to **4a** and **4o** in reasonable yields although with a different stereocontrol with reference to the

stereochemistry of the C–F carbon of the cyclopropane (see ESI<sup>†</sup>). Later, alkyl substituted allylic alcohols were also considered.

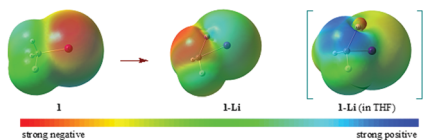
The use of conjugated allylic alcohol **2p** resulted in a high chemo- and stereoselective reaction leading to **4p** (Scheme 4). The use of allylic alcohols **2q–x** furnished alkyl substituted derivatives **4q–x** in good yields, and stereoselectivity depending on the configuration of the double bond. Very high stereoselectivity was observed using *trans*-configured alkenes (dr > 95:5), while a slightly lower stereoselectivity was observed with the use of *cis*-configured allylic alcohols (*i.e.* **2v**, **2x**). In derivatives **4v** (dr 80:20) and **4x** (dr 70:30) the double bond configuration was preserved, while the C–F configuration was likely affected by the alkene geometry. Almost unexpectedly, the use of terminal allylic alcohol **2ab** didn't provide the corresponding cyclopropane **4ab**. The stereochemistry at the C–F carbon was also affected by the degree of substitution of the double bond of the allylic alcohol. In fact, the use of either *cis*- or *trans*-geraniol (Scheme 4) led to fluorocyclopropanes **4y** and **4z**, respectively, with good yields but low stereoselectivity. In addition, the reaction was found to be highly chemoselective, with cyclopropanation occurring only at the allylic position. Similarly, the use of peryllil alcohol produced a 70:30 mixture of fluorocyclopropane **4aa** (Scheme 4).

Once the synthetic utility of this strategy was established, we were keen to find an explanation for the high level of chemo- and stereocontrol of the reaction, as well as to rationalize the electrophilic behaviour of such a highly reactive carbenoid. To this end, DFT calculations were used to get insights into the structure of **1-Li** in the gaseous and the solvent (THF) phases (Fig. 2A, see the ESI<sup>†</sup> for further details). DFT studies for the monomeric species of **1-Li** in THF disclosed a single structure for the carbenoid. In particular, a remarkable change in the geometry of the lithiated carbon was noticed from **1** to **1-Li**. Furthermore, a pronounced effect was observed, when the calculations were carried out using THF as a solvent. The optimized geometry of **1-Li** (in THF) clearly reveals that the Li, H and F atoms lie on the same plane, with the iodine sticking out from this plane. Pleasingly, analysis of the computed electronic density distribution also confirms the electrophilic behavior of fluoriodomethyl-lithium carbenoid **1-Li** in THF as a solvent (Fig. 2B). These results are perfectly in line with our experimental results, where the role of THF is believed to enhance the electrophilic nature of the involved carbenoid species. However, a detailed investigation is still underway to explore the possibilities of alkyllithium–lithium alkoxide aggregates.<sup>18</sup>

On the basis of the computed structure, assuming a planar arrangement of Li, H and F atoms, it is reasonable to propose that the carbenoid would approach the double bond from the less hindered face (Fig. 2C). It is likely that the oxygen atom of the hydroxyl group would be playing a role in coordinating the lithium atom, thus introducing constraints that could justify the observed stereoselectivity.<sup>19</sup> The lower stereocontrol, observed in some cases, could be due to the impossibility to realize such an ordered transition state (favored TS, Fig. 2C), hence promoting an attack of **1-Li** with inverted stereochemistry at the C–F carbon (unfavored TS, Fig. 2C). The hypothesis of a well-organized transition state, involved in this process, was further confirmed

A) Structural analysis for **1** and **1-Li** species

## B) Charge distribution analysis using electrostatic potential map



## C) Proposed model to rationalize observed stereochemistry

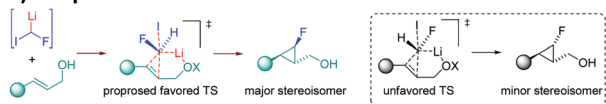
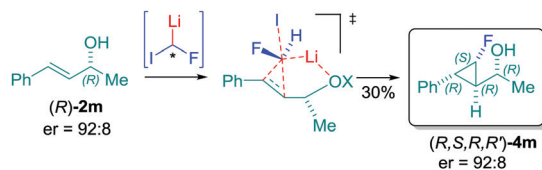


Fig. 2 DFT studies [B3LYP/6-311++G(d,p) – LanL2DZ basis set for the I-atom] and proposed model for the observed stereoselectivity.



Scheme 5 Validation of the observed stereoselectivity.

by using the optically active allylic alcohol (*R*)-**2m** (er = 92 : 8) which provided the corresponding cyclopropane (*R,S,R,R'*)-**4m** with absolute preservation (er = 92 : 8) of the enantiopurity (Scheme 5). This particular result is quite remarkable, because the chiral allylic alcohol was able to induce stereoselectivity in the reaction of the fluorocarbenoid that formally consisted of a racemic mixture.<sup>20</sup>

In conclusion, an unprecedented and efficient chemo- and stereoselective synthesis of fluorocyclopropanes has been reported. The process was simple, fast, and highly stereoselective. Calculations helped to propose a model to explain the observed stereochemistry. Interestingly, the model for this direct fluorocyclopropanation was proved to be operating in a chiral synthesis of a cyclopropane occurring with absolute preservation of the enantiopurity of the starting allylic alcohol. Further work, aimed at expanding the methodology to other hetero-substituted allylic systems and at controlling the enantioselectivity, is underway and will be reported in due course.

This research was supported by the project Laboratorio Sistema code PONa300369 financed by MIUR, MISE, Horizon 2020 – PON 2014/2020 FARMIDIAB “code 338”; the University of Bari. N. S. S. thanks the Deanship of Scientific Research, King Faisal University for the research support.

## Conflicts of interest

There are no conflicts to declare.

## Notes and references

- 1 J. Wang, M. Sánchez-Roselló, J. L. Aceña, C. del Pozo, A. E. Sorochinsky, S. Fustero, V. A. Soloshonok and H. Liu, *Chem. Rev.*, 2014, **114**, 2432; T. Ahrens, J. Kohlmann, M. Ahrens and T. Braun, *Chem. Rev.*, 2015, **115**, 931; F. Mena, B. Mena and O. N. Sharts, *J. Mol. Pharm. Org. Process Res.*, 2013, **1**, 104; M. Colella, P. Musci, C. Carlucci, S. Lillini, M. Tomassetti, A. Aramini, L. Degennaro and R. Luisi, *ACS Omega*, 2018, **3**, 14841.
- 2 V. Gouverneur, R. Szpera, D. F. J. Moseley, L. B. Smith and A. J. Sterling, *Angew. Chem., Int. Ed.*, 2019, DOI: 10.1002/anie.201814457; S. Preshlock, M. Tredwell and V. Gouverneur, *Chem. Rev.*, 2016, **116**, 719; C. Ni, M. Hu and J. Hu, *Chem. Rev.*, 2015, **115**, 765.
- 3 A. Pons, T. Poisson, X. Pannecoucke, A. B. Charette and P. Jubault, *Synthesis*, 2016, 4060; E. David, G. Milanole, P. Ivashkin, S. Couve-Bonnaire, P. Jubault and X. Pannecoucke, *Chem. – Eur. J.*, 2012, **18**, 14904.
- 4 X. Shen, W. Zhang, L. Zhang, T. Luo, X. Wan, Y. Gu and J. Hu, *Angew. Chem., Int. Ed.*, 2012, **51**, 6966; P. Ivashkin, S. Couve-Bonnaire, P. Jubault and X. Pannecoucke, *Org. Lett.*, 2012, **14**, 2270; K. Hirota, Y. Takehiro, R. Kamaishi, Y. Yamada and T. Hanamoto, *Chem. Commun.*, 2013, **49**, 7965.
- 5 M. Zhang, Y. Gong and W. Wang, *Eur. J. Org. Chem.*, 2013, 7372.
- 6 V. N. G. Lindsay, C. Nicolas and A. B. Charette, *J. Am. Chem. Soc.*, 2011, **133**, 8972; T. Shibue and Y. Fukuda, *J. Org. Chem.*, 2014, **79**, 7226; B. Zhang and A. Studer, *Org. Lett.*, 2014, **16**, 1790; A. Pons, P. Ivashkin, T. Poisson, A. B. Charette, X. Pannecoucke and P. Jubault, *Chem. – Eur. J.*, 2016, **22**, 6239.
- 7 V. Capriati, Modern Lithium Carbenoid Chemistry, in *Contemporary Carbene Chemistry*, ed. R. A. Moss and M. P. Doyle, John Wiley & Sons, Inc., Hoboken, NJ, 2013, ch. 11, pp. 327–362; V. H. Gessner, *Chem. Commun.*, 2016, **52**, 12011; L. Castoldi, S. Monticelli, R. Senatore, L. Ielo and V. Pace, *Chem. Commun.*, 2018, **54**, 6692.
- 8 M. Schlosser and G. Heinz, *Angew. Chem., Int. Ed. Engl.*, 1968, **7**, 820; M. Schlosser, L. Van Chau and B. Spahić, *Helv. Chim. Acta*, 1975, **58**, 2575; M. Schlosser and G. Heinz, *Chem. Ber.*, 1971, **104**, 1934.
- 9 D. J. Burton and J. L. Hahnfeld, *J. Org. Chem.*, 1977, **42**, 828.
- 10 O. Tamura, M. Hashimoto, Y. Kobayashi, T. Katoh, K. Nakatani, M. Kamada, I. Hayakawa, T. Akiba and S. Terashima, *Tetrahedron*, 1994, **50**, 3889.
- 11 C. Navuluri and B. Charette, *Org. Lett.*, 2015, **17**, 4288; L.-P. B. Beaulieu, J. F. Schneider and A. B. Charette, *J. Am. Chem. Soc.*, 2013, **135**, 7819.
- 12 G. Parisi, M. Colella, S. Monticelli, G. Romanazzi, W. Holzer, T. Langer, L. Degennaro, V. Pace and R. Luisi, *J. Am. Chem. Soc.*, 2017, **139**, 13648.
- 13 S. Monticelli, M. Colella, V. Pillari, A. Tota, T. Langer, W. Holzer, L. Degennaro, R. Luisi and V. Pace, *Org. Lett.*, 2019, **21**, 584.
- 14 D. J. Burton, Y. Zhen-Yu and Q. Weiming, *Chem. Rev.*, 1996, **96**, 1641; W. B. Farnham, *Chem. Rev.*, 1996, **96**, 1633; D. L. S. Brahm and W. P. Dailey, *Chem. Rev.*, 1996, **96**, 1585; R. A. Moss, G. Kmiecik-Lawrynowicz and K. Krogh-Jespersen, *J. Org. Chem.*, 1986, **51**, 2168.
- 15 L. Degennaro, A. Giovine, L. Carroccia and R. Luisi, Practical Aspects of Organolithium Chemistry, in *Lithium Compounds in Organic Synthesis: From Fundamentals to Application*, ed. R. Luisi and V. Capriati, Wiley-VCH, Weinheim, 1st edn, 2014, ch. 18, pp. 513–538.
- 16 See ESI† during the optimization study, allylamine was also tested as acceptor. Nevertheless, the reaction returned a complex mixture.
- 17 C. Bolm and D. Pupowicz, *Tetrahedron Lett.*, 1997, **38**, 7349; M. J. Durán-Peña, M. E. Flores-Giubi, J. M. Botubol-Ares, L. M. Harwood, I. G. Collado, A. J. Macías-Sánchez and R. Hernández-Galán, *Org. Biomol. Chem.*, 2016, **14**, 2731.
- 18 L. M. Pratt, O. Kwon, T. C. Ho and N. V. Nguyen, *Tetrahedron*, 2008, **64**, 5314.
- 19 R. A. Moss, *J. Org. Chem.*, 2017, **82**, 2307.
- 20 The low yield, could likely be resulting from a sort of kinetic resolution of racemic fluorocarbenoid **1-Li**. This intriguing aspect of the reactivity is still under investigation in our laboratory.