

## RESEARCH ARTICLE

View Article Online

View Journal | View Issue



Cite this: *Org. Chem. Front.*, 2016, **3**, 466

# Palladium-catalyzed phosphonyldifluoromethylation of alkenes with bromodifluoromethylphosphonate†

Zhang Feng, Yu-Lan Xiao and Xingang Zhang\*

Received 6th January 2016,  
Accepted 28th January 2016

DOI: 10.1039/c6qo00005c

rsc.li/frontiers-organic

An efficient palladium-catalyzed phosphonyldifluoromethylation of alkenes with bromodifluoromethylphosphonate is described. The method provides a facile access to a series of phosphonyldifluoromethylated alkenes that are of interest in medicinal chemistry. Mechanistic studies reveal that a phosphonyl difluoromethyl radical is involved in the reaction.

Efficient and straightforward methods for the synthesis of fluorinated compounds are increasingly important in the discovery of new biologically active molecules and advanced functional materials. Over the past few years, considerable efforts have been made in the fluoroalkylation of arenes,<sup>1</sup> however efficient strategies for the synthesis of alkenes bearing fluori-

nated functional groups are less studied.<sup>2</sup> Very recently, we developed an efficient and straightforward method for the preparation of fluoroalkylated alkenes through palladium-catalyzed Heck-type reaction of fluoroalkyl halides.<sup>3</sup> However, the reaction of bromodifluoromethylphosphonate ( $\text{BrCF}_2\text{PO}(\text{OEt})_2$ ) **1a** via such a strategy remains a synthetic challenge because of the significant hydrodebromination of **1a**. In this study, we describe the discovery and development of the reaction that meet this challenge.

On the other hand, organic molecules containing the  $\text{CF}_2\text{PO}(\text{OR})_2$  group constitute a distinct class of fluorinated compounds due to their important applications in medicinal chemistry.<sup>4</sup> For instance, difluoromethylphosphonates in which the hydrolysable P–O bonds are replaced by a stable P– $\text{CF}_2$  bond are the best mimics of the phosphonate esters, thus providing a useful tool for the drug discovery and development.<sup>5</sup> Conceptually, incorporation of  $\text{CF}_2\text{PO}(\text{OR})_2$  into alkenes could lead to the development of interesting molecules in life sciences because of the unique properties of the  $\text{CF}_2\text{PO}(\text{OR})_2$  group and the versatile synthetic utility of the carbon=carbon double bond. Unfortunately, efficient methods to access phosphonyldifluoromethylated alkenes are very limited. Previously, such a structural motif can be prepared through copper catalyzed cross-coupling between [(di-ethoxyphosphinyl)difluoromethyl]zinc bromides and alkenyl halides.<sup>6</sup> However, the requirement of multi-steps to prepare alkenyl halides and the use of the shelf-unstable difluoroalkylated zinc reagent restrict its wide-spread synthetic applications. The radical addition of alkynes with a phosphonyldifluoromethyl radical is an alternative strategy to produce phosphonyldifluoromethylated alkenes.<sup>6</sup> But a *Z/E* mixture was obtained. Therefore, it is of great interest to develop a new and straightforward method to prepare such a valuable structural motif.

We began this study by choosing diethyl (bromodifluoromethyl)phosphonate **1a** and styrene **2a** as model substrates

Key Laboratory of Organofluorine Chemistry, Shanghai Institute of Organic Chemistry, Chinese Academy of Sciences, 345 Lingling Road, Shanghai 200032, China. E-mail: xgzhang@mail.sioc.ac.cn; Fax: (+86)-21-6416-6128; Tel: (+86)-21-5492-5333

†Electronic supplementary information (ESI) available. See DOI: 10.1039/c6qo00005c



Xingang Zhang

Xingang Zhang is a research professor in the Shanghai Institute of Organic Chemistry (SIOC), Chinese Academy of Sciences (CAS). He graduated in 1998 from Sichuan University and received a Ph.D. in 2003 at SIOC, CAS. After his postdoctoral work at the University of Illinois at Urbana Champaign (UIUC), he joined the faculty of SIOC as a research associate professor in 2008, and became a research professor in 2012. His current

research interests are focused on organofluorine chemistry. He received the Thieme Chemistry Journal Award 2014, the National Science Fund for Distinguished Young Scholars 2014, the Fifth Chinese Chemical Society-Royal Society of Chemistry Award for Outstanding Young Chemist (2015), and the 2015 RSC Fluorine Chemistry Prize.



(Table 1). Initially, the reaction carried out in the presence of  $\text{Pd}(\text{MeCN})_2\text{Cl}_2$  (10 mol%), Xantphos (20 mol%), and  $\text{K}_2\text{CO}_3$  (2.0 equiv.) in DCE at 80 °C failed to provide product **3aa** (entry 1). Instead, a significant amount of hydrodebrominated  $\text{HCF}_2\text{PO}(\text{OEt})_2$  and other uncertain byproducts were formed. Further optimization of reaction conditions through a survey of different reaction parameters, such as palladium salts, ligands, and solvents, also led to negative results (for details, see the ESI†). Taking into account the fact that a fluoroalkyl radical *via* a single-electron-transfer (SET) pathway is involved in the palladium-catalyzed reaction of fluoroalkyl halides with alkenes,<sup>3</sup> we envisioned that these negative results may arise from the formation of a difluoromethylene phosphonate radical *in situ* through a Pd(0) induced SET pathway, and such a difluoroalkylated radical is too reactive and prone to generation of the above by-products. Thus, if the resulting difluoroalkyl radical can be stabilized by the steric effect<sup>7</sup> through the replacement of the ethyl group of **1a** with a bulky group, it will facilitate the production of the desired product **3a**. Accordingly, sterically hindered substrates, such as dibutyl (bromodifluoromethyl)phosphonate **1b** and diisopropyl (bromodifluoromethyl)phosphonate **1c** were synthesized. To our delight, a 12% yield of **3ab** was obtained when **1b** was used (entry 2). However, the hydrodebrominated  $\text{HCF}_2\text{PO}(\text{OEt})_2$  and

other side products were still observed. Switching **1b** with a more sterically hindered substrate **1c** led to an increased yield (21%) (entry 3). Encouraged by these results, a survey of the reaction parameters, such as palladium sources, bases, solvents, and ligands, was conducted. Among the tested palladium salts (entries 4–9),  $\text{Pd}(\text{PhCN})_2\text{Cl}_2$  was the best catalyst and provided **3ac** in 41% yield (entry 4). Switching the base from  $\text{K}_2\text{CO}_3$  to  $\text{K}_3\text{PO}_4$  increased the yield of **3ac** to 50% (entry 10). But other bases led to lower yield or no product (entries 11 and 12). The reaction was very sensitive to the solvent and ligand, and the combination of DCE and Xantphos was still the best choice (entry 10, for details, see the ESI†). Finally, the optimal reaction conditions were identified by increasing the reaction temperature to 120 °C with a utility of 5 mol% of  $\text{Pd}(\text{PhCN})_2\text{Cl}_2$ , providing **3ac** in 92% yield upon isolation (entry 14). No product was observed in the absence of the palladium catalyst or Xantphos (entries 15 and 16), thus demonstrating the pivotal role of Pd/Xantphos in promotion of the reaction.

To demonstrate the substrate scope of this method, reactions of **1c** with a variety of alkenes were performed and provided **3** in moderate to high yields (Table 2). Generally, aromatic alkenes bearing electron-rich groups afforded higher yields than those substrates bearing electron-deficient groups. Particularly, excellent yields of **3c** and **3d** were obtained when 4-*tert*-butylstyrene or 4-methoxystyrene was employed. A variety of versatile functional groups, including base or nucleophile sensitive functionalities, such as cyano, nitro, alkoxy, carbonyl,

**Table 1** Representative results for optimization of Pd-catalyzed cross-coupling between **1** and **2a**<sup>a</sup>

Entry	<b>1</b>	[Pd] ( <b>X</b> )	Base	<b>3a</b> , yield <sup>b</sup> (%)
1	<b>1a</b>	$\text{PdCl}_2(\text{MeCN})_2$ (10)	$\text{K}_2\text{CO}_3$	<b>3aa</b> , trace
2	<b>1b</b>	$\text{PdCl}_2(\text{MeCN})_2$ (10)	$\text{K}_2\text{CO}_3$	<b>3ab</b> , 12
3	<b>1c</b>	$\text{PdCl}_2(\text{MeCN})_2$ (10)	$\text{K}_2\text{CO}_3$	<b>3ac</b> , 21
4	<b>1c</b>	$\text{PdCl}_2(\text{PhCN})_2$ (10)	$\text{K}_2\text{CO}_3$	<b>3ac</b> , 41
5	<b>1c</b>	$\text{PdCl}_2$ (10)	$\text{K}_2\text{CO}_3$	<b>3ac</b> , 39
6	<b>1c</b>	$\text{PdCl}_2(\text{PPh}_3)_2$ (10)	$\text{K}_2\text{CO}_3$	<b>3ac</b> , 28
7	<b>1c</b>	$\text{PdCl}_2(\text{dppf})$ (10)	$\text{K}_2\text{CO}_3$	<b>3ac</b> , trace
8	<b>1c</b>	$[\text{PdCl}_2(\text{C}_3\text{H}_5)_2]$ (5)	$\text{K}_2\text{CO}_3$	<b>3ac</b> , nd
9	<b>1c</b>	$\text{Pd}(\text{PPh}_3)_4$ (10)	$\text{K}_2\text{CO}_3$	<b>3ac</b> , 31
10	<b>1c</b>	$\text{PdCl}_2(\text{PhCN})_2$ (10)	$\text{K}_3\text{PO}_4$	<b>3ac</b> , 50
11	<b>1c</b>	$\text{PdCl}_2(\text{PhCN})_2$ (10)	$\text{Cs}_2\text{CO}_3$	<b>3ac</b> , nd
12	<b>1c</b>	$\text{PdCl}_2(\text{PhCN})_2$ (10)	$\text{Na}_2\text{CO}_3$	<b>3ac</b> , 44
13 <sup>c</sup>	<b>1c</b>	$\text{PdCl}_2(\text{PhCN})_2$ (10)	$\text{K}_3\text{PO}_4$	<b>3ac</b> , (94)
14 <sup>c</sup>	<b>1c</b>	$\text{PdCl}_2(\text{PhCN})_2$ (5)	$\text{K}_3\text{PO}_4$	<b>3ac</b> , (92)
15 <sup>c</sup>	<b>1c</b>	None	$\text{K}_3\text{PO}_4$	<b>3ac</b> , nd
16 <sup>c</sup>	<b>1c</b>	$\text{PdCl}_2(\text{PhCN})_2$ (5)	$\text{K}_3\text{PO}_4$	<b>3ac</b> , nd

<sup>a</sup> Reaction conditions (unless otherwise specified): **1** (2.0 equiv.), **2a** (0.3 mmol, 1.0 equiv.), base (2.0 equiv.), DCE (2 mL), 24 h. <sup>b</sup> Determined by  $^{19}\text{F}$  NMR using fluorobenzene as an internal standard (isolated yield in parentheses). <sup>c</sup> Reaction ran at 120 °C for 12 h.

**Table 2** Palladium-catalyzed Heck-type reaction of diisopropyl (bromodifluoromethyl)phosphonate **1c** with alkenes **2**<sup>a</sup>

<b>1c</b>	<b>2</b>	<b>3</b>
<b>3ac</b> , 92%	<b>3b</b> , 86%	<b>3c</b> , 95%
<b>3d</b> , 96%	<b>3e</b> , 93%	<b>3f</b> , 78%
<b>3g</b> , 55%	<b>3h</b> , 70%	<b>3i</b> , 75%
<b>3j</b> , 61%	<b>3k</b> , 76%	<b>3l</b> , 95%
<b>3m</b> , 65%	<b>3n</b> , 45%	<b>3o</b> , 76%
<b>3p</b> , 45% <sup>b</sup>	<b>3q</b> , 45% <sup>b</sup>	

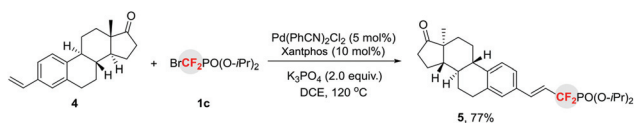
<sup>a</sup> Reaction conditions (unless otherwise specified): **2** (0.3 mmol), **1c** (2.0 equiv.), DCE (2 mL), 12 h. All reported yields are those of isolated products. <sup>b</sup>  $\text{Pd}(\text{PhCN})_2\text{Cl}_2$  (10 mol%), Xantphos (20 mol%) were used.



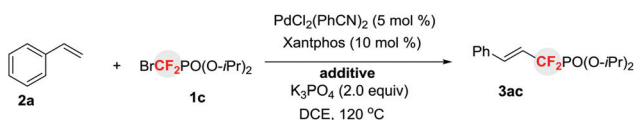
and formyl were compatible with the reaction (**3f–3i**). Interestingly, a terminally branched alkene bearing an alkyl group solely afforded the double bond migrated product in good yield (61%) (**3j**), thus providing an efficient way to prepare phosphonyldifluoromethylated allylic compounds. Other branched alkenes, such as cyclic aromatic alkenes, were also applicable to the reaction and provided the corresponding products **3k** and **3l** in good to excellent yields. It should be mentioned that the conjugated alkene underwent the reaction smoothly without observation of other by-products (**3m**). In particular, a heterocycle 4-methyl-5-vinylthiazole was also a suitable substrate (**3n**). The current process can also be extended to enamide and furnish **3o** in good yield. Most importantly, coumarin and quinolinone, the important scaffolds of biologically active molecules,<sup>8</sup> afforded the corresponding products **3p** and **3q** in synthetically useful yields, thus providing a straightforward strategy for the discovery of new biologically interesting molecules. However, aliphatic alkenes, such as allyl ethers, cyclic aliphatic alkenes, and acrylate, were not suitable substrates.

The utility of this reaction can also be demonstrated by the late stage functionalization for the synthesis of phosphonyldifluoromethylated biologically active molecule. As shown in Scheme 1, treatment of the estrone-derived alkene **4** with diisopropyl (bromodifluoromethyl)phosphonate **1c** afforded the corresponding phosphonyldifluoromethylated compound **5** in good yield, thus providing an efficient access to fluorinated bioactive molecules.

To gain some mechanistic insight into the present reaction, radical inhibition experiments were performed (Scheme 2).

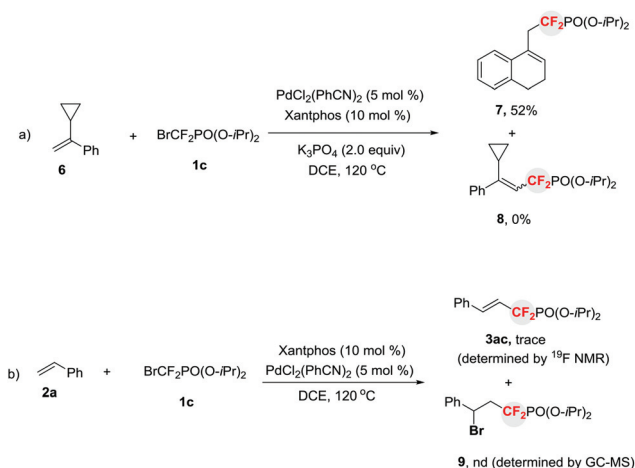


**Scheme 1** Late-stage phosphonyldifluoromethylation in the synthesis of biologically active molecules.



Entry	Additive (equiv)	<b>3ac</b> Yield (%) <sup>a</sup>
1	Hydroquinone (0.2)	33
2	1,4-dinitrobenzene (0.2)	38
3	none	(92)

**Scheme 2** Inhibition experiments for palladium-catalyzed Heck-type reaction of diisopropyl (bromodifluoromethyl)phosphonate **1c** with styrene. <sup>a</sup>Determined by <sup>19</sup>F NMR using fluorobenzene as an internal standard (isolated yield in parentheses).



**Scheme 3** Experiments for mechanistic studies.

When a reaction of **1c** with **2a** was carried out in the presence of  $\text{PdCl}_2(\text{PhCN})_2\text{Cl}_2$  (5 mol%), Xantphos (10 mol%) and  $\text{K}_3\text{PO}_4$  in DCE, the addition of a ET scavenger 1,4-dinitrobenzene<sup>3</sup> or a radical inhibitor hydroquinone dramatically diminished the yield of **3ac**, thus implying that a SET pathway *via* phosphonyldifluoromethyl radical may be involved in the catalytic cycle.

To further confirm that a free difluoroalkyl radical existed in the reaction, a radical clock experiment was conducted. As illustrated in Scheme 3a, a ring-opened compound **7** instead of the Heck-type product **8** was afforded when  $\alpha$ -cyclopropylstyrene **6**<sup>9</sup> was treated with **1c** under standard reaction conditions. Thus this finding clearly demonstrates that a difluoroalkyl radical is indeed involved in the reaction. In addition, to rule out the possibility that the formation of compounds **3** *via* sequential bromine atom transfer radical addition to alkenes,<sup>10</sup> followed by base-assisted elimination of the resulting benzyl bromide, the reaction of **2a** with **1c** in the presence of  $\text{PdCl}_2(\text{PhCN})_2$  and Xantphos without base was conducted (Scheme 3b). It was found that no benzyl bromide **9** was observed. This result suggests that the base-assisted two-step process for the formation of phosphonyldifluoromethylated alkenes is less likely. This finding is consistent with our previous results, in which a Pd-initiated SET pathway *via* a Heck-type catalytic cycle is involved in the reaction.<sup>3</sup>

## Conclusions

In conclusion, we have disclosed an efficient method for the preparation of phosphonyldifluoromethylated alkenes through palladium-catalyzed Heck-type reaction with bromodifluoromethylphosphonate. The steric effect of the diisopropyl (bromodifluoromethyl)phosphonate is critical for the reaction efficiency. The significant advantage of this protocol is the synthetic simplicity, thus providing a facile route for application in the discovery of biologically interesting molecules.



## Acknowledgements

The National Basic Research Program of China (973 Program (no. 2012CB821600 and 2015CB931900)), the NSFC (no. 21425208, 21421002, and 21332010), and SIOC are greatly acknowledged for funding this work.

## Notes and references

- 1 For selected reviews, see: (a) T. Furuya, A. S. Kamlet and T. Ritter, *Nature*, 2011, **473**, 470; (b) O. A. Tomashenko and V. V. Grushin, *Chem. Rev.*, 2011, **111**, 4475; (c) C. Hollingworth and V. Gouverneur, *Chem. Commun.*, 2012, **48**, 2929; (d) T. Besset, C. Schneider and D. Cahard, *Angew. Chem., Int. Ed.*, 2012, **51**, 5048; (e) F.-L. Qing, *Chin. J. Org. Chem.*, 2012, **32**, 815.
- 2 T. Besset, T. Poisson and X. Pannecoucke, *Chem. – Eur. J.*, 2014, **20**, 16830.
- 3 Z. Feng, Q.-Q. Min, H.-Y. Zhao, J.-W. Gu and X. Zhang, *Angew. Chem., Int. Ed.*, 2015, **54**, 1270.
- 4 (a) T. R. Burke and K. Lee, *Acc. Chem. Res.*, 2003, **36**, 426; (b) V. D. Romanenko and V. P. Kukhar, *Chem. Rev.*, 2006, **106**, 3868.
- 5 (a) G. M. Blackburn, *Chem. Ind.*, 1981, 134; (b) G. M. Blackburn, D. E. Kent and F. Kolkman, *J. Chem. Soc., Perkin Trans. I*, 1984, 1119; (c) Z.-Y. Zhang, *Acc. Chem. Res.*, 2003, **36**, 385; (d) S. Mitra and A. M. Barrios, *ChemBioChem*, 2008, **9**, 1216; (e) P. K. Mandal, W. S.-L. Liao and J. S. McMurray, *Org. Lett.*, 2009, **11**, 3394; (f) Y. Xu and G. D. Prestwich, *Org. Lett.*, 2002, **4**, 4021; (g) G. G. Durgam, T. Virag, M. D. Walker, R. Tsukahara, S. Yasuda, K. Liliom, L. A. van Meeteren, W. H. Moolenaar, N. Wilke, W. Siess, G. Tigyi and D. D. Miller, *J. Med. Chem.*, 2005, **48**, 4919; (h) Y. Xiao and P. Liu, *Angew. Chem., Int. Ed.*, 2008, **47**, 9722; (i) K. Panigrahi, G. A. Applegate, G. Malik and D. B. Berkowitz, *J. Am. Chem. Soc.*, 2015, **137**, 3600; (j) N. Krishnan, K. Krishnan, C. R. Connors, M. S. Choy, R. Page, W. Peti, L. V. Aelst, S. D. Shea and N. K. Tonks, *J. Clin. Invest.*, 2015, **125**, 3163.
- 6 T. Yokomatsu, K. Suemune, T. Murano and S. Shibuya, *J. Org. Chem.*, 1996, **61**, 7207.
- 7 D. Griller and K. U. Ingold, *Acc. Chem. Res.*, 1980, **13**, 317.
- 8 (a) P. O. Patil, S. B. Bari, S. D. Firke, P. K. Deshmukh and S. T. Donda, *Bioorg. Med. Chem.*, 2013, **21**, 2434; (b) C. B. M. Poulie and L. Bunch, *ChemMedChem*, 2013, **8**, 205; (c) J. M. Dickinson, *Nat. Prod. Rep.*, 1993, **10**, 71.
- 9 J. E. Baldwin, *Chem. Rev.*, 2003, **103**, 1197.
- 10 Q.-Y. Chen, Z.-Y. Yang, C.-X. Zhao and Z.-M. Qiu, *J. Chem. Soc., Perkin Trans. 1*, 1988, 563.

