



Cite this: *Polym. Chem.*, 2025, **16**, 3761

Block copolymers from coordinative chain transfer (co)polymerization (CCT(co)P) of olefins and 1,3-dienes and mechanical properties of the resulting thermoplastic elastomers

Samy Alioui,^{a,b} Damien Montarnal,^{id a,b} Franck D'Agosto^{id a,b} and Christophe Boisson^{id *a,b}

Coordinative chain transfer (co)polymerization (CCT(co)P) is a degenerative chain transfer polymerization mechanism that allows for rapid and efficient chain exchanges between a main group metal/zinc (dormant site) and a transition metal (active site). The ability to generate multiple chains per catalyst molecule during this process leads to significant atom economy, addressing both economic and ecological concerns. In addition to enabling the polymerization of olefins, styrene, and conjugated dienes with high stereospecificity, this technique also provides access to highly reactive polymeryl–metal chain ends. Such extremities can serve as initiation sites for other polymerization techniques, either directly or after an exchange of functional end-group, and may lead in this way to linear block copolymers (BCPs) with a large variety of compositions. Bulk self-assembly of BCPs with adequate architectures enables the ingenious combination of the characteristics of different domains, imparting unique properties that make them suitable for a wide range of applications, such as adhesives, compatibilizers for polymer blends, and thermoplastic elastomers (TPEs). The latter are particularly attractive in the context of a sustainable circular economy: TPEs exhibit at service temperature the elastic properties of crosslinked elastomers, yet they can be molded and extruded like thermoplastics at higher temperatures. This review describes the state-of-the-art synthesis strategies employing CCT(co)P and chain shuttling polymerization (CSP) of olefins and conjugated dienes, either independently or combined with other controlled polymerization techniques, for the synthesis of linear BCPs and multiblock copolymers (MBCs). Some of these polymers constitute a new class of TPEs. In a second section, the control of the morphology of these materials by the architectures of the BCPs and crystallization-driven self-assembly and their thermomechanical properties are discussed.

Received 24th June 2025,

Accepted 26th July 2025

DOI: 10.1039/d5py00623f

rsc.li/polymers

1. Introduction

Block copolymers (BCPs) represent a specific class of copolymers in which the individual monomers are not distributed randomly or alternately within the chain. Instead, they are grouped together as discrete blocks along the polymer.¹ These materials received particular attention when the distinct blocks led to phase separation into various nanoscaled structures (5–200 nm). The corresponding morphologies, and in particular the connectivity of the various phases, drive for the most part how the specific properties of each phase are combined at the macroscopic level. BCPs have found a wide range

of industrial applications as bulk materials or additives in thermoplastics, including compatibilizers for polymer blends, thermoplastic elastomer (TPE) materials, energy and data storage systems, coatings and adhesives.^{2,3} Controlled polymerization techniques are critical to obtain well-defined BCPs, and while linear block copolymers are the most extensively studied class,⁴ a variety of molecular architectures can also be obtained.^{5–7} Over the years, the increasing scope and reliability of numerical predictions such as self-consistent field theory for the self-assembly of BCPs have also contributed towards expanding the field of macromolecular engineering to functional or charged monomers for high performance lithographic applications requiring excellent pattern quality.^{8,9} Yet, combining inexpensive and available monomers into optimized block copolymer architectures for low-cost applications such as TPEs remains of critical interest to industry in the scope of developing sustainable alternatives to covalently

^aUniversité Claude Bernard Lyon 1, CPE Lyon, CNRS, UMR 5128, Catalysis, Polymerization, Processes and Materials (CP2M), Villeurbanne F-69616, France. E-mail: christophe.boisson@univ-lyon1.fr

^bChemistLab, Michelin CP2M ICBMS joint Laboratory, 69616 Villeurbanne, France

crosslinked elastomers. Early strategies such as the development of styrene-butadiene-styrene (SBS) elastomers 70 years ago focused on triblock architectures featuring relatively incompatible segments and the strong segregation of glassy domains acting as physical crosslinks. While such materials display excellent properties at service temperature and are also amenable for post-polymerization modifications such as hydrogenation into styrene-ethylene butylene-styrene (SEBS) elastomers, they also demonstrate a high viscosity during processing as the phase separation persists in the melt. Single step processes using directly the raw olefins (ethylene or propylene) and relying on crystallization-induced phase separation are nowadays more desirable, yet they are much more difficult to achieve and drive significant academic interest.^{10–13} A major complexity is indeed to gain control over the stereoregularity of each segment while maintaining a well-defined macromolecular architecture. These olefin block copolymers (OBCs) typically do not present any phase separation in the melt, and feature low viscosities compatible with high throughput processing.

The first single step strategy for OBCs was the use of living polymerization techniques. Living coordination-insertion polymerization enables polymer chains to grow in the absence of termination or chain transfer reaction while the metal center remains constantly coordinated at one end of the polymer chain until it is intentionally destroyed. Hence, block copolymers can be acquired by sequential addition of monomers or by varying reaction conditions.^{14,15} This method can produce very well defined OBCs with a versatile monomer composition.⁴ However, these well-controlled materials have not yet found commercial application due to high production costs as only one polymer chain is produced per metallic active site.¹⁶ Therefore, the development of catalytic systems capable

of controlling the growth of the polymer chains while achieving a high atom economy is a main goal. In this case, the term “atom economy” refers to the fact that a catalyst molecule is consumed to form a polymer chain in a living system, whereas a catalytic system will only consume a fraction of it. Coordinative chain transfer (co)polymerization (CCT(co)P) is a recent methodology that allows the production of multiple polymer chains per metal complex. The catalytic feature of CCTP has triggered in this way a surge in academic research in recent years.^{17–19}

CCT(co)P involves the use of a single transition metal (TM) catalyst and a chain transfer agent (CTA), an organometallic species (OS) such as MgR_2 , AlR_3 or ZnR_2 .^{17,20,21} In this case, the growing macromolecular chain is reversibly transferred *via* transmetalation from the catalyst (active species) to the CTA (Scheme 1), which is generally considered as dormant species during polymerization. CCT(co)P is thus based on a degenerative transfer, *i.e.* a process involving a thermodynamically neutral dynamic equilibrium between propagating and dormant species.¹⁸ If transfer is faster than propagation, several chains per transition metal catalyst can grow in a controlled manner. This mechanism is indeed analogous to reversible addition fragmentation chain transfer (RAFT) in reversible deactivation radical polymerization (RDRP).²² Given that CTA is introduced in excess, the number of chains is governed by the concentration of CTA. In addition, as all the chains are connected to a metal center, chain-end functionalization and sequential block copolymerization are possible.

In 2006, Arriola *et al.* at Dow Chemical Company extended the CCT(co)P to chain shuttling polymerization (CSP),²³ in which two catalysts work together in the presence of a chain transfer agent – called in this case a chain shuttling agent (CSA) – and two monomers. The different reactivities of the



Samy Alioui

Samy Alioui, after completing his Master's degree in Molecular Chemistry and Functional Polymers at Sorbonne University and the University of Créteil, respectively, in 2021, joined ChemisLab, a joint laboratory between CNRS and Michelin, to pursue his PhD on the synthesis and characterization of elastomeric thermoplastics (TPEs), under the supervision of Christophe Boisson, Franck D'Agosto and Damien

Montarnal. In 2024, after completing his PhD, he joined LVMH (LVMH Gaïa) to work on the development of new sustainable polymers. His research interests focus on the synthesis of block copolymers via anionic polymerization and coordination catalysis, as well as the structural, morphological, and mechanical analyses of polymer materials.



Damien Montarnal

Damien Montarnal obtained his PhD from ESPCI ParisTech, France in 2011, where he worked on supramolecular self-healing materials and initiated the concept of vitrimers under the supervision of Prof. L. Leibler and Dr F. Tournilhac. He subsequently moved to UC Santa Barbara as a postdoctoral researcher with Profs C. J. Hawker, E. J. Kramer and G. H. Fredrickson, working on block copolymer self-assembly.

He has been a CNRS research scientist since 2015, in the CP2M laboratory at the University Lyon 1. His research interests encompass all polymer materials in which reversible chemistry can modulate the structure, dynamics or physical properties. He was awarded the bronze medal of CNRS in 2021 and the prize of the French Polymer Group in Chemistry in 2022.



Scheme 1 Mechanism and principle of coordinative chain transfer (co)polymerization (CCT(co)P). TM is a transition metal and MGM is a main group metal. k_{tr} is the transfer rate constant.

monomers towards the two catalysts and the reversible transmetalation reactions can lead to multiblock copolymers that alternate two kinds of blocks, such as soft and hard crystalline blocks when TPEs are targeted (Scheme 2).¹⁹ However, the transfer rate must adequately commensurate with the propagation rate in order to allow sufficient polymer chain growth on each of the catalysts.

In addition to the fact that CCT(co)P offers a high degree of atom economy, efficient molar mass (M_n) control and the possibility to functionalize the final polymer, it is also possible to take advantage of coordination polymerization to control the stereospecificity of the polymerization of α -olefins, styrene and diene monomers (e.g. syndiospecific polymerization of propylene (P) and styrene, stereospecific *trans*-1,4 or *cis*-1,4 polymerization of butadiene and isoprene). Given that the polymer chains are connected to the TM or the metal of the CTA at the end of the polymerization, CCT(co)P can be efficiently combined with other controlled polymerization techniques

such as anionic polymerization, RDRP and ring-opening polymerization (ROP), which are capable of producing highly controlled, low-dispersity block copolymers.¹⁹ Recently, Zinck and coworkers have reported in great detail the advancements made in CCT(co)P.^{18,19} However, little attention has been given to the mechanical properties of the resulting block copolymers. In the following, a comprehensive update of the synthesis methods for block copolymers based on olefins and conjugated dienes, including at least one CCTP or CSP step, will be provided in a first section. It will cover the various methodologies for the synthesis of BCPs from apolar monomers (olefins, styrene, and conjugated dienes) using CCT(co)P alone or in combination with other controlled polymerization methods, since the emergence of this field of research in the early 2000s. In a second section, the focus will be placed on the polyolefin thermoplastic elastomers (P-TPEs) obtained by this technique, to discuss the architecture, organization and mechanical properties of these materials.



Franck D'Agosto

Franck D'Agosto completed his PhD in Polymer Chemistry at the joined unit between CNRS and bioMérieux (University of Lyon, France) before working at the University of Sydney (Australia) as a postdoctoral fellow in the Key Center for Polymer Colloids. He has been recruited at the French National Center for Scientific Research (CNRS) in 2002, and he has been appointed a research director at the Catalysis, Polymerization,

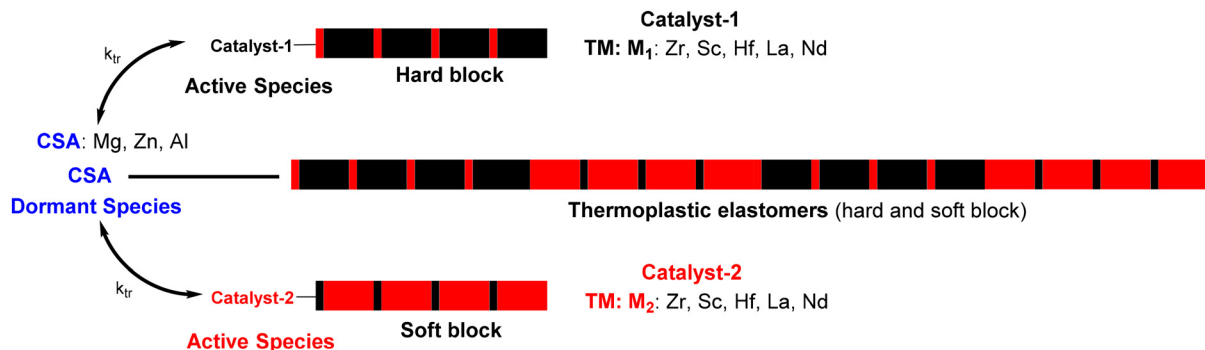
Processes and Materials (CP2M) laboratory (Villeurbanne, France) in 2014. His research interests focus on the control of polymer architectures using different polymerization chemistries – such as catalytic and controlled free radical polymerizations – either performed in solution or in dispersed media. He was awarded the bronze medal of CNRS in 2006 and the joint prize of the French Chemical Society-French Polymer Group in 2010.



Christophe Boisson

Christophe Boisson received his PhD in Organic Chemistry from the University Paris-Saclay in 1996. The same year, he became a research associate at the French National Center for Scientific Research (CNRS). In 2008, he was appointed the CNRS research director at the Catalysis, Polymerization, Processes and Materials (CP2M) laboratory (Villeurbanne, France). Since 2019, he has been the director of the joint labora-

tory ChemistLab between the CNRS and the Michelin company. His research interests are focused on homogeneous and heterogeneous catalysts for the polymerization of olefins and conjugated dienes. In 2022, he was awarded the Prize Aymé-Poirson by the French Academy of Sciences.



Scheme 2 Chain shuttling copolymerization. Catalyst represents a transition metal center allowing propagation and CSA the chain shuttling agent.

2. CCT(co)P of olefins and 1, 3-dienes for the design of block and multiblock copolymers

This section will explore in a first part post-polymerization functionalization of polymers obtained by olefin CCTP to create reactive macroinitiators for other polymerization techniques and functional POs for coupling reactions. The second and third parts respectively examine sequential monomer addition methods and chain shuttling polymerization to form BCPs and MBCs. Finally, a last part is dedicated to BCP synthesis obtained using systems based on a polymerization switch from or to CCT(co)P conducted *in situ*. Tables (Tables 1–5) summarizing all the corresponding data are available at the end of each part.

2.1 Synthesis of block copolymers from end-functional POs obtained by CCTP

CCTP is a polymerization method that produces metal-terminated POs that can be easily converted to functional POs.

Subsequently, these end-functionalized POs can be used as precursors for the production of BCPs.

2.1.1 Combination of CCTP and ring-opening polymerization (ROP). In 2002, Kim *et al.* first reported the synthesis of a PE-*b*-PCL (PE: polyethylene and PCL: polycaprolactone) (Scheme 3) block copolymer by combining CCTP and ROP successively.²⁴ Two catalytic systems were used in the study: (C₅Me₅)₂ZrCl₂(1)/MAO (MAO: methylaluminoxane) and (C₅Me₅)₂ZrMe₂(2)/B(C₆F₅)₃/TMA (TMA: trimethylaluminum). The polymerization of ethylene (E) was studied using the metallocene complex 1 in the presence of the alkylating agent/activator MAO ([Al]/[Zr] = 2000) in toluene for 20 min ($P_E = 1.25$ atm, $T = 50$ °C). At the end of polymerization, dry air was bubbled into the reaction medium, and then H₂O₂ and NaOH solutions were added. This reaction procedure provided a hydroxy-terminated polyethylene (PE-OH), with a M_n of 8.15 kg mol⁻¹ and a dispersity (D) of 1.70. The second zirconium complex 2 was treated with a borate activator to polymerize ethylene under the same conditions as used previously but using TMA as the CTA with [Al]/[Zr] ranging from 50 to 1000.

Table 1 Summary of conditions for obtaining end-functional polymers from olefins or conjugated diene monomers

Complex	CTA	Monomer ^a	Conditions	FP (%F) ^b	M_n (D) kg mol ⁻¹	Ref.
1 or 2	MAO or TMA	E	$P_E = 1.3$ atm, $T = 50$ °C, toluene	PE-OH (85)	8.15 (1.70)	24
3	TIBA and DEZ	E	$P_E = 2$ bar, $T = 40$ °C, toluene	PE-OH (88)	2.23 (2.10)	2
4	DEZ	E	$P_E = 2$ bar, $T = 80$ °C, toluene	PE-OH (nd)	nd ^c	25
5	ZnPh ₂	P	$P_P = 5$ psi, $T = 0$ °C, toluene	HOBn- <i>α</i> PP-BnOH (0.83)	13.7 (1.11)	26
6	DEZ	E	$P_E = 4$ bar, $T = 40$ °C, toluene	PE-OH (67)	1.3 (nd)	27
7	BOMAG	E	$P_E = 3$ bar, $T = 80$ °C, toluene	PE-SH (83)	1.25 (1.40)	28 and 29
8	TEA	E	$P_E = 5$ bar,	PE-OH (80)	3.3 (1.90)	30
9	DEZ	E	$P_E = 1$ atm, $T = 25$ °C, <i>o</i> -xylene	PE-Br (77)	0.7 (nd)	31
10	Al(<i>i</i> Bu) ₂ H	BD	$m_B = 2$ g, $T = 50$ °C, toluene	PB- <i>b</i> -PCL-Br (nd)	21.2 (1.86)	33
11	TIBA	P	$P_P = 4$ bar, $T = 40$ °C, toluene	<i>i</i> PP-Br (80)	2.5 (1.99)	34
7	BOMAG	E	$P_E = 1.3$ atm, $T = 80$ °C, toluene	PE-DD2 (40)	nd	35
7	BOMAG	E	$P_E = 3$ bar, $T = 80$ °C, toluene	PE-NH-RAFT (84)	$DP_n = 41$	36
12	DEZ	E	$P_E = 1.3$ MPa, $T = 25$ °C, toluene	PE-N ₃ (80)	$M_w = 2.1$ (nd)	38
7	BOMAG	E	$P_E = 3$ bar, $T = 80$ °C, toluene	PE-N ₃ (94)	nd	37
7	BOMAG	E	$P_E = 3$ bar, $T = 80$ °C, toluene	PE-Ph (nd)	0.85 (1.22)	39
7	BOMAG	E	$P_E = 3$ bar, $T = 80$ °C, toluene	PE-Cp (72)	1.4 (1.20)	40
7	BOMAG	E	$P_E = 3$ bar, $T = 80$ °C, toluene	PE-SH (83)	1.4 (1.40)	41
9	DEZ	E	$P_E = 0.4$ MPa, $T = 60$ °C, toluene	PE-OH (63)	0.72 (1.41)	42
11	TIBA and DEZ	P	$P_P = 3$ bar, $T = 40$ °C, toluene	PP-OH (40)	8 (2.20)	43

^a E = ethylene P = propylene, and B = butadiene. ^b Functional polymer (FP) and functionalization yield. ^c nd: not determined or not communicated by the authors.

Table 2 Block copolymers obtained from end-functional PO and PB polymers

FP (%F) ^a	Secondary techniques	Secondary monomers ^b	Block copolymers	M _n (D) kg mol ⁻¹	Ref.
PE-OH (85)	ROP	ε-CL	PE- <i>b</i> -PCL	nd ^c	24
PE-OH (88)	ROP	ε-CL	PE- <i>b</i> -PCL	51 (nd)	2
		PDL	PE- <i>b</i> -PPDL	64.58 (nd)	
PE-OH (nd)	ROP	ε-CL	PE- <i>b</i> -PCL	6.8 (nd)	25
HOBN- <i>a</i> PP-BnOH (83)	ROP	ε-CL	PCL- <i>b</i> - <i>a</i> PP- <i>b</i> -PCL	23.5 (1.36)	26
PE-OH (67)	ROP	L-Lactide	PE- <i>b</i> -PLLA	10.6 (nd)	27
PE-SH (83)	ROP	D,L-lactide	PE- <i>b</i> -PDLA	3.8 (2.0)	28 and 29
PE-OH (80)	ROP	<i>rac</i> -Lactide	PE- <i>b</i> -PLA-1	4.5 (1.70)	30
			PE- <i>b</i> -PLA-2	4.0 (1.60)	
PE-Br (77)	ATRP	<i>n</i> -BA	PE- <i>b</i> -PBA	10.3 (1.16)	31
		<i>tert</i> BA	PE- <i>b</i> - <i>Ptert</i> BA	10.4 (1.16)	
PBD- <i>b</i> -PCL-Br	ATRP	ε-CL/S	PB- <i>b</i> -PCL- <i>b</i> -PS	47.4 (1.87)	33
		ε-CL/MMA	PB- <i>b</i> -PCL- <i>b</i> -PMMA	60.3 (1.92)	
<i>i</i> PP-Br	ARGET ATRP	S	<i>i</i> PP- <i>b</i> -PS	8.2 (3.13)	34
PE-DD2 (40)	NMP	<i>n</i> -BA	PE- <i>b</i> -PBA	67.9 (nd)	35
PE-NH-RAFT (84)	RAFT	<i>n</i> -BA	PE- <i>b</i> -PBA	nd	36
PE-N ₃ (80)	Cycloaddition	EO	PE- <i>b</i> -PEO	M _w = 3.8 (1.21)	38
PE-N ₃ (94)	Cycloaddition	IB	PE- <i>b</i> -PIB- <i>b</i> -PE	nd	37
PE-Ph (nd)	Diels-Alder	S/MMA	PE- <i>b</i> -PS	3.2 (1.08)	39
			PE- <i>b</i> -PMMA	1.8 (1.34)	
PE-Cp (72)	Hetero Diels-Alder	S	PE- <i>b</i> -PS	2.5 (nd)	40
PE-SH (83)	Thia-Michael addition	EG	PE- <i>b</i> -PEO	1.15 (1.40)	41
PE-OH (63)	Coupling	EG	PE- <i>b</i> -PEO	0.9 (1.57)	42
PP-OH (40)	Transesterification	ε-CL	<i>i</i> PP- <i>b</i> -PCL	14 (2.30)	43

^a Functional polymer (FP) and functionalization yield. nd: not determined or not communicated by the authors. ^b ε-CL = ε-caprolactone, PDL = pentadecalactone, EO = ethylene oxide, IB = isobutene, S = styrene, MMA = methylmethacrylate, *n*-BA = *n*-butyl acrylate, and *tert*BA = *tert*-butyl acrylate. ^c nd: not determined or not communicated by the authors.

Table 3 Block copolymers obtained by CCT(co)P

Complex	CTA	Monomers ^a	Copolymers	M _n (D) kg mol ⁻¹	Ref.
13	BEM	E and ε-CL or MMA	PE- <i>b</i> -PCL	2.3 (1.30)	45
			PE- <i>b</i> -PMMA	1.45 (1.20)	
14	Zn(Oct) ₂	E and P	PE- <i>b</i> -PEP- <i>b</i> -PE	83 (1.70)	13
14	TIBA	P and E	<i>i</i> PP- <i>b</i> -PEP- <i>b</i> - <i>i</i> PP	198 (2.40)	46
14	TIBA	P and Oct or Od	<i>i</i> PP- <i>b</i> -(P- <i>co</i> -Oct)	Several	47
			<i>i</i> PP- <i>b</i> -(P- <i>co</i> -Od)		
14	DEZ	E	HDPE- <i>b</i> -VLDPE	44.5 (1.67)	48
14	DEZ	E	LLDPE- <i>b</i> -ULDPE	nd	49
10	Al(<i>i</i> Bu) ₂ H	IP and ε-CL	PIP- <i>b</i> -PCL	7.2–11.8 (1.27–1.42)	50
10	Al(<i>i</i> Bu) ₂ H	IP and B and ε-CL	PB- <i>b</i> -PIP- <i>b</i> -PB	9.83 (1.88)	51
			PB- <i>b</i> -PIP- <i>b</i> -PCL	9.54 (1.38)	
10	Mg(<i>n</i> -Bu) ₂	B and ε-CL/L-lactide	PB- <i>b</i> -PCL	18.1–37.1 (1.83–1.98)	52
			PB- <i>b</i> -PLLA		
15	Al(<i>i</i> Bu) ₂ H	B and CHO/TMC	PB- <i>b</i> -PCHO	8.25 (1.29)	53
			PB- <i>b</i> -PTMC	7.93 (1.78)	
16	BOMAG	E and B	EBR- <i>b</i> -PE	5.2–19 (2.2–4.2)	54
16	PDMB	E and B	PE- <i>b</i> -EBR- <i>b</i> -PE	71.2 (2.4)	55
			(PE- <i>b</i> -EBR) _n	41.3 (2.3)	
17	BEM	S and IP	PS- <i>b</i> - <i>trans</i> -1,4-PB	28.8 (1.20)	56

^a E = ethylene, ε-CL = caprolactone, P = propylene, Oct = 1-octene, Od = 1-octadecene, IP = isoprene, B = butadiene, S = styrene, CHO = cyclohexene oxide, TMC = trimethylene carbonate and nd: not determined or not communicated by the authors.

The PE obtained with the second complex was exposed to the same oxidative treatment to obtain PE-OH again. The formation of PE-OH was confirmed by ¹H NMR analysis recorded at 120 °C, showing a triplet at 3.61 ppm corresponding to –CH₂–OH, the integration of which provided a functionalization of about 85%. The PE-*b*-PCL diblock copolymer was then formed using PE-OH as an initiator in the ROP of ε-caprolac-

tone (ε-CL) in the presence of tin(II) octoate (Sn(Oct)₂) as a catalyst. The final copolymer obtained was treated with acetone followed by heptane and hot chloroform to remove PCL and PE, respectively. Comparative SEC analyses of PE-OH and PE-*b*-PCL showed that chain extension had indeed quantitatively taken place. Finally, DSC analysis was performed on the final copolymer and it showed two melting temperatures (*T*_m), at 57.2 °C

Table 4 Multiblock copolymers obtained by CSP

Complex	CSA	M ^a	Multiblock copolymers	Ref.
14, 18	DEZ	E and Oct	E/Oct multiblock	23
14, 19, 20, 21	DEZ	E and Oct	E/Oct multiblock	57
14, 18	DEZ	E/C16	E/C16 multiblock	58
22, 23	DEZ	E/N	E/N multiblock	59
4, 24	DEZ	E/N	E(PEHD)/N multiblock	60
25, 26	DEZ	E/N	E/N multiblock	61
27, 29	BEM, TIBA	IP	<i>cis-trans</i> -PIP multiblock	62
29	Mg(<i>n</i> -Bu) ₂	B	<i>cis-trans</i> -PB multiblock	63
30, 31, 32	TIBA	S/IP	S(sPS)/IP multiblock	64
33, 34	BEM	S/IP	S/IP multiblock	65

^a E = ethylene, Oct = 1-octene, C16 = hexadec-1-ene, N = norbornene, IP = isoprene, B = butadiene, and S = Styrene.

and 125.7 °C, corresponding to the T_m of PCL and the PE block, respectively.

With the aim of reducing the interfacial tension in PO/polar polymer blends and improving their compatibility, Duchateau *et al.*² have synthesized various compatibilizers based on PE and a polyester (Scheme 4). In a preliminary step, PE-OH was formed by using a guadinate titanium complex [Et₂NC(NCy)₂]/TiCl₃(3)/MAO (Cy: cyclohexyl) ([Al]/[Ti] = 2250) in the presence of triisobutylaluminum (TIBA) and a small amount of diethylzinc (DEZ) ([TIBA]/[Zn]/[Ti] = 400/100/1) to polymerize E. After exposure to synthetic dry air followed by acid treatment, the PE-OH macroinitiator was formed (M_n PE-OH = 2.23 kg mol⁻¹, $D = 2.10$, 88%). Catalytic ROP polymerization of ϵ -caprolactone and ω -pentadecalactone (PDL) using a salen-aluminum complex ([Monomers]/[Al]/[PE-OH] = 1000/1) in the presence of PE-OH yielded the corresponding diblock copolymers, PE-*b*-PCL (M_n PE-*b*-PCL = 51 kg mol⁻¹) and PE-*b*-PPDL (M_n PE-*b*-PPDL = 64.58 kg mol⁻¹), respectively. However, despite the success of diblock copolymer synthesis, the authors only report the use of graft copolymers as compatibilizers for polymer blends.² The latter were prepared *via* an ROP

reaction using a PE macroinitiator randomly functionalized along the chain with a hydroxyl group.

In a purely methodological approach, Ahmadi *et al.*²⁵ wanted to develop an efficient synthetic route to make PE partially polar and more biocompatible. In this study, the synthesis of a PE-*b*-PCL diblock copolymer was reported using the same strategy as that used by Duchateau.² PE-OH was obtained using a zirconium metallocene complex Et(Ind)₂ZrCl₂ (4) (Ind: indenyl) (Scheme 5) activated by MAO ([MAO]/[Zr] = 200) in the presence of DEZ ([Zn]/[Zr] = 500). After 30 min of reaction, this binary CCTP system leads to zinc-terminated PE chains, Zn(PE)₂. The PE-OH is then formed *in situ* by purging the reactor with dry air and acid treatment. Finally, the hydroxy function was exploited to perform the ROP of ϵ -caprolactone in the presence of Sn(Oct)₂ as a catalyst. Various diblock copolymers with different proportions of PCL were obtained. A reduction in the thickness of the PE crystal lamellae in the final copolymer, observed by X-ray diffraction, suggests the presence of PCL on the PE chain structure and the formation of the desired diblock copolymers. To evaluate the potential of these synthesized block copolymers as compatibilizers, 5 wt% PE-*b*-PCL (M_n PE-*b*-PCL = 6.8 kg mol⁻¹) was added to a PE/PCL blend (80/20 wt/wt). A decrease in the PCL domain sizes observed by scanning electron microscopy (SEM) indicates the improved compatibility in the PE/PCL blend.

With the goal of creating a new generation of POs that are more suitable for chemical or mechanical recycling or that function as compatibilizers in the processing of plastic waste, Sita *et al.*²⁶ have reported an original strategy for the preparation of homotelechelic α,ω -bis(phenyl)polypropylene capable of initiating ROP of ϵ -caprolactone to provide PCL-based triblock copolymers (Scheme 6). To produce atactic polypropylene (*a*PP) functionalized with phenyl groups at both chain ends, the catalytic system based on a cyclopentadienyl amidinate hafnium complex (C₅Me₅)[(N,N)-κ²-N(Et)C(Me)N(Et)]Hf(CH₃)₂ (5) (Scheme 5)/[PhNH(CH₃)₂][B(C₆F₅)₄] ([B]/[Hf] = 3.3) was combined with ZnPh₂ used as the CTA ([Zn]/[Hf] = 40) in the polymerization of propylene. The Ph-*a*PP formed was func-

Table 5 Block copolymers obtained by switch methods

Metal center	CTA	First monomer	Second monomer	Nature of switch	Block copolymers	M_n (D) kg mol ⁻¹	Ref.
7, 35	BEM	E	IP	CCTP to catalysis	PE- <i>b-trans</i> -1,4-PB	40.7 (2.06)	67
36	Zn(benzyl) ₂	E/Oct	S	CCTP to anionic	PO- <i>b</i> -PS	97–193 (2.73–4.04)	68
36	Zn(1-hexyl) ₂	E/P	S	CCTP to anionic	PEP- <i>b</i> -PS	51–99 (1.26–1.39)	69
36	Zn(4-(isopropenyl)benzyl) ₂	E/Oct or Pent	S	CCTP to anionic	PS- <i>b</i> -PO- <i>b</i> -PS	>120 (>2.40)	70
14	Et(Zn(CH ₂) ₆) _α ZnEt	E/P	S	CCTP to anionic	PS- <i>b</i> -PEP- <i>b</i> -PS	>120 (<1.64)	71
14	Zn(CH ₂ CH ₂ C ₆ H ₄ CH=CH ₂) ₂	E/P	S	CCTP to anionic	Triblocks and multiblocks	>94 (1.67–1.84)	72
14	Zn(CH ₂ CH ₂ CH ₂ C ₆ H ₄ CH=CH ₂) ₂	E/H	S	CCTP to anionic	PS- <i>b</i> -PEH- <i>b</i> -PS	161 (1.80)	66
16	Macro-CTA	B and/or S	E or E/B	Anionic to CCTP	PB- <i>b</i> -EBR	23.8 (1.13)	73
					PB- <i>b</i> -PE	14.2 (1.43)	
					PS- <i>b</i> -EBR	44.5 (1.44)	
					SBR- <i>b</i> -EBR	22.3 (1.24)	
16	Macro-CTA	S	E/B then E	Anionic to CCTP	PS- <i>b</i> -EBR- <i>b</i> -PE	61–154 (1.5–2.2)	74

E = ethylene, Oct = 1-octene, IP = isoprene, B = 1,3-butadiene, S = Styrene, Pent = 1-pentene, P = propylene, and H = 1-hexene.



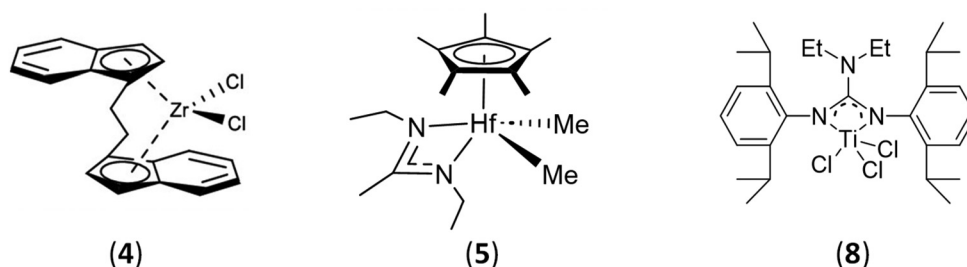
Scheme 3 Synthesis of PE-OH and PE-*b*-PCL diblock copolymers by successive combination of CCTP and ROP.²⁴



Scheme 4 Synthesis of PE-OH and PE-*b*-PCL/PPDL diblock copolymers by the combination of CCTP and ROP.²

tionalized with I_2 and the resulting Ph-*a*PP-I underwent copper-catalyzed phenylation to form a Ph-*a*PP-Ph telechelic polymer. Friedel-Crafts acetylation of chain-end phenyl groups

followed by reduction led to an α,ω -bis(benzylalcohol)-PP difunctional macroinitiator (HOBn-*a*PP-BnOH, M_n HOBn-*a*PP-BnOH = 13.7 kg mol⁻¹, $D = 1.11$). In the end, after a



Scheme 5 Metal complexes used for ethylene and propylene CCTP.



Scheme 6 Synthesis of telechelic aPP (HOBn-aPP-BnOH) and PCL-*b*-aPP-*b*-PCL triblock copolymers by the combination of CCTP and ROP.²⁶

ROP of ϵ -caprolactone in the presence of $\text{Sn}(\text{Oct})_2$, a PCL-*b*-aPP-*b*-PCL triblock copolymer with a M_n of 23.5 kg mol^{-1} and a D of 1.36 was obtained. Thermal analysis of the material showed a glass transition temperature (T_g) of $-4 \text{ }^\circ\text{C}$ and a T_m of $54 \text{ }^\circ\text{C}$, corresponding to the aPP and PCL blocks, respectively. Small-angle-X-ray scattering analysis of the material revealed a thermotropic behavior of the triblock copolymer, with scattering peaks indicating a lamellar phase below $100 \text{ }^\circ\text{C}$ and a hexagonal phase above $150 \text{ }^\circ\text{C}$.

In this work, the authors have also reported the synthesis of the aPMP-*b*-PCL (PMP: poly-4-methyl-1-pentene) diblock copolymer (Scheme 7). The latter was obtained after ROP of ϵ -caprolactone using aPMP-BnOH as macroinitiator.

The association of olefin coordination insertion polymerization with other polymerization techniques soon attracted the

attention of researchers. In 2007, Dubois' group reported the synthesis of a new BCP, PE-*b*-PLLA (PLLA: poly(L-lactide)), by combining CCTP of ethylene and ROP of L-lactide (Scheme 8).²⁷ The key reaction intermediate, PE-OH, was prepared by ethylene polymerization with the catalytic system *rac*-dimethyl-silylen-bis(2-methyl-benz[e]indenyl)ZrCl₂(6)/MAO ([Al]/[Zr] = 5000) in the presence of DEZ as the CTA ([Zn]/[Zr] = 13 300). The reaction was carried out at $40 \text{ }^\circ\text{C}$ under 4 bar of ethylene for 30 min. Then, dry air was bubbled into the reaction medium for 5 h at $65 \text{ }^\circ\text{C}$ before an acidified methanol solution was added to give PE with 67% hydroxy function (M_n PE-OH = 1.3 kg mol^{-1}). The diblock copolymer PE-*b*-PLLA (M_n PE-*b*-PLA = 10.6 kg mol^{-1}) was obtained using PE-OH as a macroinitiator after the addition of an equimolar amount of $\text{Sn}(\text{Oct})_2$ and 231 equivalents of L-lactide. The presence of signals



Scheme 7 Synthesis of aPMP-BnOH and aPMP-*b*-PCL diblock copolymers by the combination of CCTP and ROP.²⁶

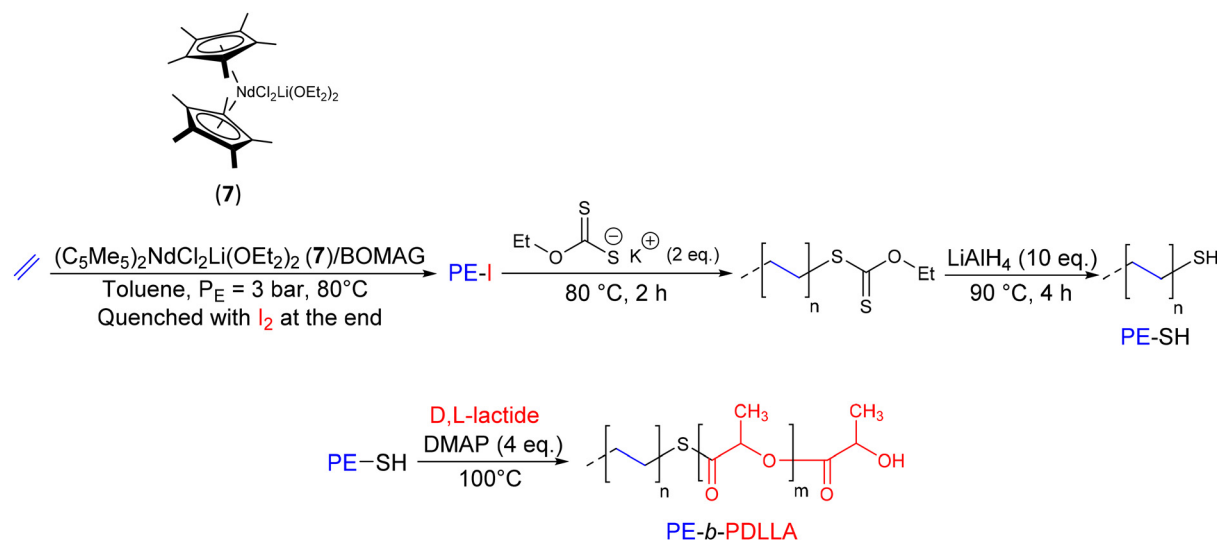


Scheme 8 Synthesis of PE-OH and PE-*b*-PLLA diblock copolymers by the combination of CCTP and ROP.²⁷

characteristic of CH_2 of PE at the α position of PLLA in the ^1H NMR spectra (PE- CH_2 -O-PLLA at 4.6 ppm) and the increase of the M_n observed after 60 min of reaction were good indications that the extension of PE-OH chains occurred.

In contrast to previous studies that exploited the reactivity of the hydroxy terminus at the end of PE chains to synthesize BCPs, Boisson *et al.*^{28,29} introduced a new synthetic route to design thiol-terminated polyethylenes (PE-SH) (Scheme 9). This end was used as a macroinitiator for ring-opening of *D,L*-lactide and designing the PE-*b*-PDLLA (PDLLA: poly(*D,L*-lactide)) diblock copolymer. The catalytic system (C_5Me_5)₂NdCl₂Li(OEt)₂(7)/butyloctylmagnesium (BOMAG) with a ratio of $n_{\text{Mg}}/n_{\text{Nd}} = 265$ was used for the ethylene

polymerization ($T = 80 \text{ }^\circ\text{C}$, $P = 3 \text{ bar}$). The introduction of the thiol end to the PE chains was achieved by firstly reacting the $\text{Mg}(\text{PE})_2$ species with iodine to produce PE-I. The iodo end group was then reacted with potassium ethyl xanthate to form a dithiocarbonate-terminated PE (PE-S-C(S)-OEt). The subsequent reductive treatment of PE-S-C(S)-OEt with LiAlH_4 gave PE-SH with 88% of thiol function ($M_n \text{ PE-SH} = 1.25 \text{ kg mol}^{-1}$, $D = 1.4$). Lastly, the polymerization of *D,L*-lactide by ROP was initiated from PE-SH in the presence of 4-dimethylaminopyridine (DMAP) as a catalyst ($n_{\text{DMAP}}/n_{\text{PE-SH}} = 4$) to obtain the desired diblock copolymer after 24 h of reaction ($M_n \text{ PE-}b\text{-PDLLA} = 3.8 \text{ kg mol}^{-1}$, $D = 2.00$). The evolution of the SEC chromatogram towards higher molar masses and the



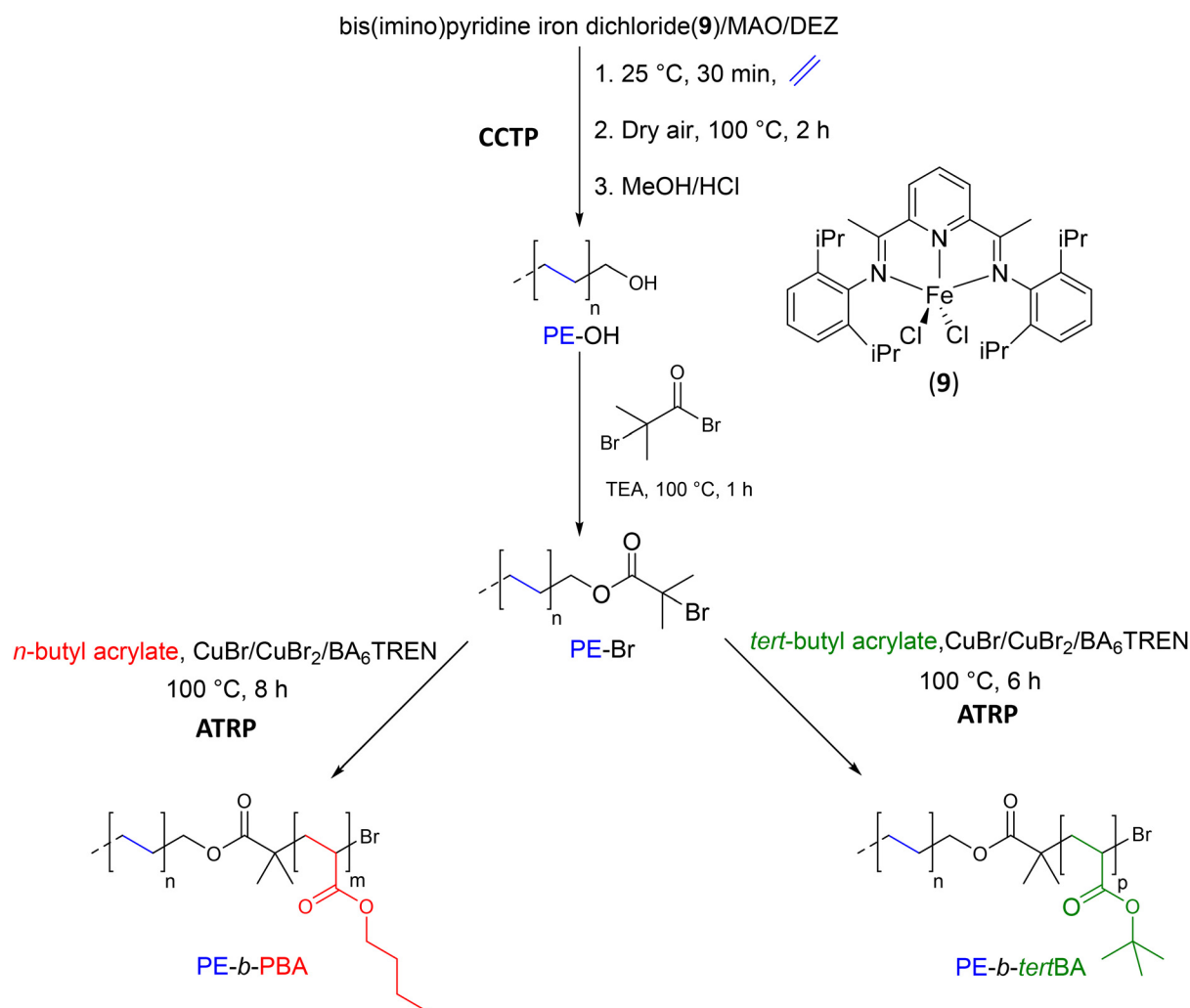
Scheme 9 Synthesis of PE-SH and PE-*b*-PDLLA diblock copolymers by the combination of CCTP and ROP.²⁹

absence of the triplet corresponding to the methylene at the α position of the thiol (PE-CH₂-SH) in the ¹H NMR spectrum confirmed the efficient initiation of PE-SH chains and the formation of the corresponding diblock copolymer.

In 2012, Kempe *et al.* investigated the synthesis of PE-*b*-PLA block copolymers.³⁰ Their study aimed to vary the molar mass and proportion of the PLA block to investigate its impact on the final morphology of the material. In contrast to other groups that mainly used metallocene complexes for the CCTP of ethylene, Kempe synthesized a monoguanidinate titanium complex (**8**) (Scheme 5). This complex was activated with ammonium borate ([R₂N(CH₃)H]⁺ [B(C₆F₅)₄]⁻, R = C₁₆H₃₃-C₁₈H₃₇) ([Ti]/[B] = 1/1.1) to polymerize ethylene in the presence of triethylaluminum (TEA) as the CTA ([Al]/[Ti] = 25 000). After 1 hour of reaction under 5 bar ethylene pressure, the Al-PE bond was oxidized to form a PE with 80% terminal hydroxy function (M_n PE-OH = 3.3 kg mol⁻¹, D = 1.90). Subsequently, PE-*b*-PLA diblock copolymers were formed by extending the PE-OH block at 110 °C for 18 h in the presence of the *rac*-lactide monomer and Sn(Oct)₂ catalyst ([PE-OH]/[Sn] = 57).

Depending on the initial amount of monomer, two diblock copolymers with various PLA block M_n values were obtained, the first with a M_n of 4.5 kg mol⁻¹ (D = 1.7) exhibiting a well-ordered lamellar structure and the second with a M_n of 4 kg mol⁻¹ (D = 1.6) exhibiting a less ordered bicontinuous morphology. The T_m values of 130 °C and 127 °C for the PE and PLA blocks, respectively, were also reported by the authors.

2.1.2 Combining CCTP and RDRP. In 2005, Matyjaszewski reported a new synthetic route for block copolymer synthesis by combining CCTP and atom transfer radical polymerization (ATRP) successively, with the aim of designing macromolecular architectures containing polyacrylate and linear PE segments (Scheme 10).³¹ Building on the work of Gibson,³² the authors first carried out the polymerization of ethylene by combining the bis(imino)pyridine iron complex {2, 6-(MeC=N-2, 6-iPr₂C₆H₃)₂C₅H₃N}FeCl₂ (**9**), previously activated with MAO, with the DEZ CTA (Fe = 5 μmol, [Fe]/[Al]/[Zn] = 1/100/500). After performing ethylene polymerization at 25 °C for 30 minutes, the resulting di-polyethylenylzinc (Zn(PE)₂) was oxidized by exposure to dry air at 100 °C for 2 hours to form



Scheme 10 Reaction pathway for the synthesis of PE-OH and diblock copolymers PE-*b*-PBA and PE-*b*-PtertBA by combining CCTP and ATRP.³¹

di-polyethyleneoxyzinc (PE-O-Zn-O-PE), and then a final treatment with a MeOH/HCl mixture yielded oligomeric PE with 77% of hydroxyl end-group. In a second step, the PE-OH was quantitatively transformed into α -bromoisobutyrate-terminated polyethylene to form the macroinitiator (PE-Br) to initiate ATRP. By reacting *n*-butyl acrylate (BA) in the presence of PE-Br and the CuBr/CuBr₂/tris(2-(di(2-(*n*-butoxycarbonyl)ethyl)-amino)ethyl)amine mixture, a diblock copolymer PE-*b*-PBA was obtained after 8 hours with an *n*-butyl acrylate conversion of 72.8%. After removing the non-functionalized PE, the diblock copolymer was analyzed by SEC, the resulting chromatogram showed a monomodal shape, and the M_n measured was 10.1 kg mol⁻¹ ($D = 1.16$). Under the same conditions, ATRP polymerization of *tert*-butyl acrylate (*tert*BA) was carried out for 6 hours to achieve a monomer conversion of 80.5% and form the diblock copolymer PE-*b*-P*tert*BA. The SEC chromatogram also showed a monomodal shape, and the M_n measured was 11.1 kg mol⁻¹ ($D = 1.16$).

To design compatibilizers for incompatible binary polymer blends, Zhang *et al.*³³ was inspired by Matyjaszewski's work to prepare BCP with a polybutadiene (PB) segment and various polar segments. Using a neodymium catalytic system, Nd(O*i*Pr)₃(**10**)/Al(*i*Bu)₂H/Me₂SiCl₂ ([Nd]/[Al]/[Cl] = 1/20/3), CCTP of butadiene was first performed followed by the ROP of ϵ -caprolactone initiated *in situ* to form a diblock copolymer terminated with a hydroxyl end group (M_n PB-*b*-PCL = 21.2 kg mol⁻¹, $D = 1.86$) (Scheme 11). The hydroxyl group was subsequently reacted with 2-bromo-2-methylpropionyl bromide to form an α -bromoisobutyrate chain end, which can initiate ATRP of

methyl methacrylate (MMA) and styrene (S). The targeted triblock copolymers PB-*b*-PCL-*b*-PMMA (M_n PB-*b*-PCL-*b*-PMMA = 60.3 kg mol⁻¹, $D = 1.92$) and PB-*b*-PCL-*b*-PS (M_n PB-*b*-PCL-*b*-PS = 47.4 kg mol⁻¹, $D = 1.87$) were successfully obtained after a third ATRP step using PBD-*b*-PCL-Br as a macroinitiator.

Duchateau subsequently employed a similar strategy to synthesize compatibilizers for PPO/*i*PP polymer blends (PPO: poly(2, 6-dimethyl-1,4-phenylene oxide)) by combining CCTP with ATRP.³⁴ The catalyst *rac*-Me₂Si(2-Me-4-Ph-Ind)₂ZrCl₂ (**11**)/MAO was used alongside TIBA ([TIBA]/[Zr] = 625) and DEZ ([DEZ]/[Zr] = 156) as CTAs to form *i*PP-OH building blocks after a final oxidation step with dry synthetic air (M_n *i*PP-OH = 2.35 kg mol⁻¹, $D = 1.84$) (Scheme 12). The deprotonation of the latter by triethylamine (NEt₃) followed by the addition of α -bromoisobutyryl bromide in the presence of 4-dimethylaminopyridine (DMAP) led to the formation of an ATRP macroinitiator (*i*PP-Br, M_n *i*PP-Br = 2.5 kg mol⁻¹, $D = 1.99$). Lastly, ATRP of styrene was initiated by *i*PP-Br to form the desired diblock copolymer *i*PP-*b*-PS (M_n *i*PP-*b*-PS = 8.2 kg mol⁻¹, $D = 3.13$). The high D value is attributed to the presence of *i*PP in the final copolymer. This presence results from the low rate of functionalization of this latter with the α -bromoisobutyryl bromide group necessary to initiate the ARGET ATRP step.

Boisson and D'Agosto were the first to report the combination of CCTP with nitroxide-mediated polymerization (NMP) for the synthesis of PE-*b*-PBA block copolymers.³⁵ Initially, the 7/BOMAG catalytic system ([Nd]/[Mg] = 40) was employed for ethylene polymerization, before introducing a nitroxide of interest (DD2, Scheme 13), which reacts with Mg(PE)₂ to



Scheme 11 Synthesis of PB-*b*-PCL-*b*-PMMA and PB-*b*-PCL-*b*-PS triblock copolymers by the combination of CCTP, ROP, and ATRP.³³



Scheme 12 Synthesis of *iPP-*b*-PS* block copolymers by combining CCTP and ARGET ATRP.³⁴



Scheme 13 Synthesis of PE-*b*-PBA block copolymers by combining CCTP and NMP.³⁵

produce a PE-DD2 intermediate. NMR analyses revealed a functionality rate of 40% and a number average polymerization degree (DP_n) of 40. The nitroxide mediated radical polymerization of BA was subsequently carried out in bulk using PE-DD2 in the presence of a small amount of free nitroxide SG1 (*N*-(2-methyl-2-propyl)-*N*-(1-diethylphosphono-2,2-dimethylpropyl)-*N*-oxyl) at 120°C . After 9 hours of reaction, the monomer conversion reached 51%, corresponding to a polymerization degree (DP_n) of 522 for the PBA block and a number-average molar mass of 67.9 kg mol^{-1} . The M_n evolution observed by SEC demonstrated the chain extension of the PE-DD2 inter-

mediate and the formation of the desired PE-*b*-PBA block copolymer.

In continuation of these studies, this same group combined CCTP with RAFT to synthesize a PE-*b*-PBA diblock copolymer.³⁶ Initially, Mg(PE)_2 species was formed, as previously, using the catalytic system 7/BOMAG. Subsequently, through a series of functionalization steps including iodine and NaN_3 addition, PE- N_3 was obtained (further details in section 2.3.1)³⁷ and further reduced with LiAlH_4 . The resulting PE- NH_2 reacted with an activated ester containing a chain transfer agent for RAFT to form a PE-based macromolecular CTA for

RAFT (PE-NH-RAFT). Finally, the targeted PE-*b*-PBA diblock copolymer was synthesized by conducting RAFT of BA at 85 °C in the presence of PE-NH-RAFT for 6 hours initiated by azobisisobutyronitrile (AIBN) ([PE-NH-RAFT]/[AIBN] = 5).

2.1.3 Combining CCTP and coupling reactions. To address the low crystallinity of PE blocks in PE-*b*-PEO (PEO: poly(ethylene oxide)) diblock copolymers produced by hydrogenation of PB-*b*-PEO copolymers resulting from anionic polymerization, researchers employed ethylene CCTP to synthesize highly controlled and functional PE.³⁸ As illustrated in Scheme 14, ethylene polymerization by CCTP was conducted using the catalytic system bis(imino)pyridine iron dichloride (**12**)/MAO/DEZ ([Fe]/[Al]/[Zn] = 1/100/500). Zn-terminated PE, generated by transferring growing PE chains from iron(II) species to zinc, was oxidized *in situ* at 100 °C and then hydrolyzed to form PE with approximately 80% hydroxy function (M_w PE-OH = 2.1 kg mol⁻¹, $D = 1.14$). PE-OH was then quantitatively converted to PE-N₃ (M_w PE-N₃ = 2.1 kg mol⁻¹) through a two-step modification, tosylation and substitution with sodium azide (Scheme 14). Using a typical copper-catalyzed alkyne-azide cycloaddition (CuAAC) coupling reaction, PE-N₃ reacted with the separately prepared PEO carrying an alkyne chain end, PEO-C(O)-NH-CH₂-C≡CH, to target a diblock copolymer, PE-*b*-PEO. The

copolymer obtained showed a coupling efficiency of 65.4% and a M_w of 3.8 kg mol⁻¹ ($D = 1.21$).

Boisson *et al.* explored the used of CuAAC reaction between azide and alkyne to potentially access a new family of thermo-plastic elastomers, specifically PE-*b*-PIB-*b*-PE (PIB: poly(isobutene)) (Scheme 15).³⁷ Initially, to obtain PE-N₃ chains, the neodymium metallocene complex **7** was used with BOMAG ([Mg]/[Nd] = 40) for ethylene polymerization. A PE-I intermediate was obtained as previously described²⁹ and then treated with NaN₃ to obtain PE-N₃ with 94% azide functionality (M_n PE-N₃ = 2.25 kg mol⁻¹, $D = 1.20$). The α,ω -alkyne end-functionalized PIB (CH≡C-PIB-C≡CH, $M_n = 6.9$ kg mol⁻¹) was reacted *via* CuAAC with 2 equivalents of PE-N₃ at 110 °C in the presence of 0.5 equivalents of CuBr and PMDTA (*N,N,N',N',N''*-pentamethyldiethylenetriamine). After 45 min of reaction, the product was analyzed using various characterization tools. The absence of the starting alkyne and azide signals and the presence of the triazole ring signal in the ¹H NMR spectrum indicate the complete reaction between alkynes and azides. Additionally, the shift of the SEC chromatogram towards higher M_n compared to the starting polymers confirmed the formation of the target triblock copolymer. Diblock copolymers of PE-*b*-PIB have also been reported by the authors in this work.



Scheme 14 Synthesis of PE-*b*-PEO diblock copolymers by combining CCTP and coupling reaction copper-catalyzed alkyne-azide cycloaddition.³⁸



Scheme 15 Synthetic strategy to obtain a PE-*b*-PIB-*b*-PE block copolymer by 1,3-dipolar cycloaddition between PE- N_3 and $\text{CH}\equiv\text{C-PIB-C}\equiv\text{CH}$.³⁷

Using essentially the same synthetic methodology, D'Agosto *et al.*³⁹ designed and then functionalized the PE- N_3 species with a photo-caged diene to form a highly photoreactive moiety upon irradiation with ultraviolet (UV) light, capable of reacting with double bonds in a Diels–Alder cycloaddition reaction to form PE-*b*-PS/PMMA diblock copolymers (Scheme 16). To achieve this, the authors first performed a CCTP of ethylene using the neodymium metallocene complex 7 combined with BOMAG. PE- N_3 was then obtained as described above.³⁷ Concurrently, a small photoreactive molecule with an alkyne end (Ph-alkyne) was synthesized through several steps to react with the azide-terminated compound (PE- N_3) via a CuAAC reaction to form photoreactive polyethylene (PE-Ph) ($M_{n, \text{PE-Ph}} = 1.2 \text{ kg mol}^{-1}$, $D = 1.25$) (Scheme 16). Besides, PS and PMMA blocks containing a maleimide unit at their ends were synthesized by ATRP. Finally, two different diblock copolymers (PE-*b*-PS and PE-*b*-PMMA) were formed via a photoinduced Diels–Alder reaction by ligation of the *o*-methylbenzaldehyde-terminated PE-Ph with the maleimide-terminated PS or PMMA block (Scheme 16). The high temperature size exclusion chromatography (HT-SEC) traces of the block copolymers relative to the starting PE-Ph shifted to lower retention volumes, indicating a clear increase in M_n ($M_{n, \text{PE-}b\text{-PS}} = 3.2 \text{ kg mol}^{-1}$, $D = 1.08$, $M_{n, \text{PE-}b\text{-PMMA}} = 1.8 \text{ kg mol}^{-1}$, $D = 1.34$) and the successful formation of the block copolymers.

The hetero-Diels–Alder (hDA) reaction involving a diene end-functionalized polymer and an electron-deficient dithioester has also been investigated by D'Agosto's group.⁴⁰ The introduction of a cyclopentadienyl moiety at the end of a PE chain (PE-Cp) was demonstrated for the first time by reacting PE-I with bis(cyclopentadienyl)nickel(II) (4 eq.) in the presence



Scheme 16 Synthesis of PE-*b*-PS/PMMA diblock copolymers using the highly reactive *o*-methylbenzaldehyde diene species (PE-Ph(act)) through a Diels–Alder cycloaddition reaction with maleimides.³⁹



Scheme 17 General synthetic strategy for the preparation of cyclopentadienyl end-functionalized PE (PE-Cp) and the formation of PE-b-PS via HDA.⁴⁰

of two equivalents of triphenylphosphine (M_n PE-Cp = 1.4 kg mol⁻¹) (Scheme 17). Two out of the three possible isomers were obtained, resulting in an overall degree of functionalization of 72%. The PE-b-PS diblock copolymer was prepared by reacting an equimolar amount of a PS obtained by dithioester-mediated RAFT (PS-RAFT) with PE-Cp in the presence of trifluoroacetic acid (TFA) as a catalyst. The SEC chromatogram of the final compound showed a significant shift towards the higher M_n (M_n PS-b-PE = 2.5 kg mol⁻¹) compared to the starting polymers. In contrast to the PE-b-PS diblock copolymer, the second targeted copolymer, PE-b-PIBA (PIBA: poly(isobornyl acrylate)), showed a retro Diels–Alder reaction at high temperature (120 °C).⁴⁰

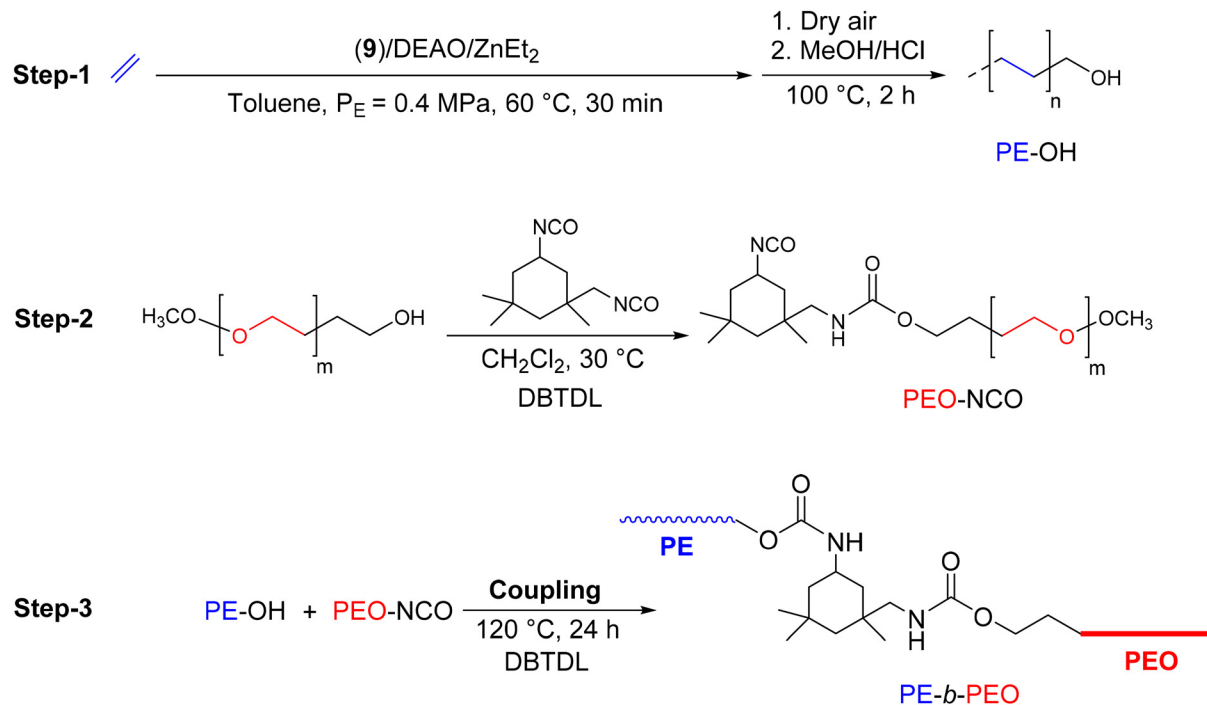
As mentioned above, Boisson *et al.* previously reported a thiol-terminated PE synthesis route to design PE-SH macroinitiators for the ROP of D,L-lactide.²⁹ In continuation of this work, the authors aimed at further exploiting thiol nucleophilicity in thia-Michael addition reactions to synthesize PE-b-PEO diblock copolymers (Scheme 18).⁴¹ A commercially available polyethylene glycol with a terminal acrylate function (PEO-A) (5 eq.) was brought in contact with the PE-SH polymer (M_n PE-SH = 1.4 kg mol⁻¹) (1 eq.) to form the amphiphilic diblock copolymer by the phosphine-mediated (PBU₃) (0.5 eq.) thia-Michael reaction. The success and high efficiency of the reaction were demonstrated by the complete disappearance of the protons corresponding to the methylenes at α and β positions to the starting PE-SH in the ¹H NMR spectrum of the recovered polymer.

In order to design compatibilizing agents for LLDPE/PEO (LLDPE: linear low-density polyethylene) blends, Fan *et al.*⁴² reported the synthesis of PE-b-PEO diblock copolymers through a coupling reaction between PE-OH and isocyanate-terminated polyethylene glycol (PEO-NCO) (Scheme 19). In the initial approach, to produce PE-OH, the complex **9** was used in combination with dry ethylaluminumoxane (DEAO). In the presence of DEZ, a CCTP system was efficiently implemented to produce zinc-bonded PE chains. After oxidation and hydrolysis of the resulting Zn(PE)₂ intermediate, the final PE was obtained with a hydroxy functionality of 63% (M_n PE-OH = 0.72 kg mol⁻¹, $D = 1.41$). PEO-NCO, previously prepared by a condensation reaction of monomethyl PEO with isophorone diisocyanate (IPDI) (Scheme 19), was then reacted with PE-OH for 24 hours at 120 °C in the presence of dibutyltin dilaurate (DBTDL) to form the desired diblock copolymer, PE-b-PEO (M_n PE-b-PEG = 0.9 kg mol⁻¹, $D = 1.57$). Despite the low molar mass of the synthesized copolymer, the authors emphasized the industrial potential of such a copolymer as a compatibilizer for LLDPE/PEO blends.

A similar strategy was used by Duchateau *et al.*⁴³ to functionalize *i*PP chain ends with a hydroxy group capable of undergoing a transesterification reaction to form *i*PP-b-PCL (*i*PP: isotactic polypropylene) compatibilizers (Scheme 20). MAO-activated catalyst **11** was used in the presence of TIBA ([Al]/[Zr] = 1250) and a small amount of DEZ ([Zn]/[Zr] = 313) to prepare *i*PP connected to Al or Zn that were oxidized *in situ* followed by methanol acid treatment to produce *i*PP-OH. The oxidized *i*PP



Scheme 18 Thia-Michael addition reaction between a PEO-A macropolymer and PE-SH by CCTP.⁴¹



Scheme 19 Synthesis of PE-*b*-PEO by a combination of CCTP and a coupling reaction.⁴²



Scheme 20 Synthesis of *i*PP-*b*-PCL by transesterification reaction between *i*PP-OH and polycaprolactone by reactive extrusion.⁴³

showed a M_n of 8 kg mol^{-1} ($D = 2.2$) and a *i*PP-OH content of 40%, and the remaining was non-functionalized *i*PP. In parallel, ϵ -caprolactone polymerization was carried out using Mg (BHT)₂(THF)₂ as a catalyst to obtain PCL blocks ($M_n \text{ PCL} = 38 \text{ kg mol}^{-1}$, $D = 2.1$). By reacting *i*PP-OH and PCL in a twin-screw mini-extruder at $160 \text{ }^\circ\text{C}$ in the presence of Sn(Oct)₂ ($[i\text{PP-OH}]/[\text{Sn}] = 3$) for 5 min, the diblock copolymer *i*PP-*b*-PCL ($M_n \text{ } i\text{PP-}b\text{-PCL} = 14 \text{ kg mol}^{-1}$, $D = 2.30$) was obtained. The obtained M_n value was significantly lower than expected, possibly due to the presence of the non-functionalized propylene homopolymer in the final copolymer. Finally, the authors

reported that the diblock copolymer was a poor compatibilizer for polypropylene/polycarbonate polymer blends.

2.1.4 Conclusion on the formation of block copolymers by ROP, RDRP and chain coupling. As discussed above, the use of CCTP for olefin polymerization has emerged as a straightforward and cost-effective approach to produce POs under mild conditions (Tables 1 and 2). The metal-polymer bonds generated during synthesis have been found to be easily functionalizable, forming species with hydroxy, iodo, or thiol end groups. Reacting these hydroxy- or thiol-terminated POs with lactones or lactides enables the ring-opening of these mono-

mers, thereby facilitating the formation of diblock copolymers composed of apolar segments based on ethylene or propylene polymers and polar segments based on polyesters.

Some researchers have also exploited CCTP products to form macro-initiators for RDRP. The combination of CCTP with techniques such as ATRP and NMP has enabled the formation of new block copolymers based on POs (or butadiene) and polyacrylate/polystyrene. Various coupling reactions, including cycloaddition, transesterification, hetero Diels-Alder, and thia-Michael reactions, have allowed for the coupling of the initially functionalized polyolefins produced by CCTP, resulting in the generation of block copolymers including novel apolar-polar copolymers.

However, the non-quantitative functionalization of olefinic end groups and sometimes the significant number of steps required to obtain the desired product remain major obstacles to the potential industrialization of these methods of block copolymer design. The approach allowing the formation of such copolymers, without the need for prior isolation of PO building blocks, would represent a significant breakthrough.

2.2 Block copolymer synthesis by varying the monomer feed during CCT(co)P

2.2.1 Block copolymers based on polyolefins.

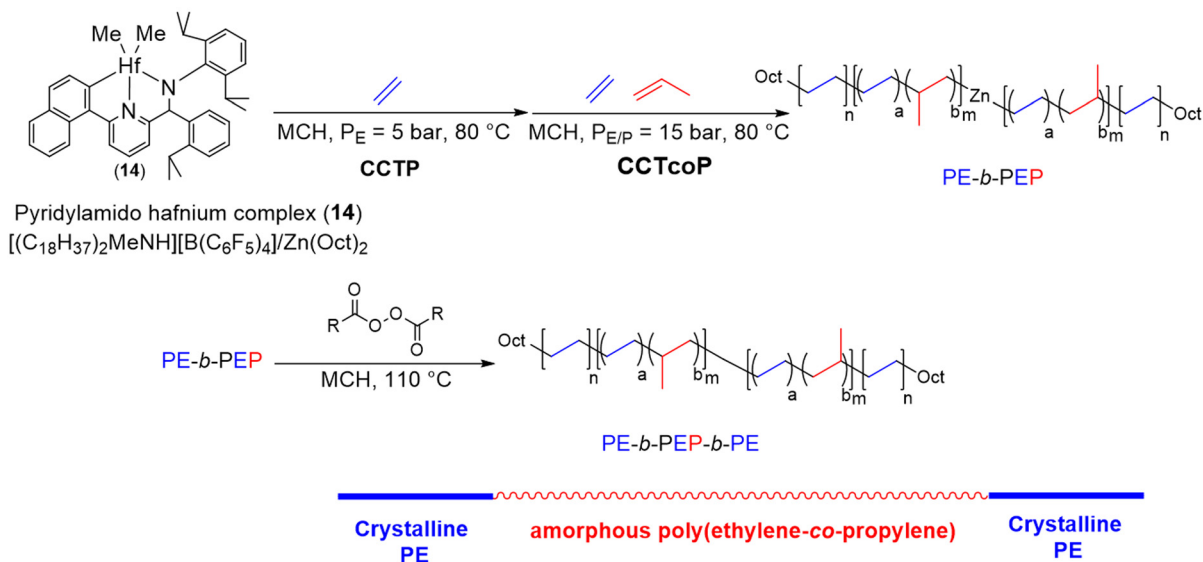
In 1992, Yamamoto *et al.*⁴⁴ successfully reported the synthesis of BCPs based on ethylene, alkyl methacrylates, and lactone. By using a samarium metallocene complex $(C_5Me_5)_2SmMe(THF)$, PE-*b*-PMMA (M_n PE-*b*-PMMA = 35 kg mol⁻¹) and PE-*b*-PCL diblock (M_n PE-*b*-PCL = 12 kg mol⁻¹) copolymers were obtained by successive living polymerization of two monomers, ethylene and methyl methacrylate or ϵ -caprolactone in toluene at 20 °C. However, despite good control of the polymerizations ($D < 2$), the limitation associated with this strategy is that, as already mentioned, one chain is produced per active metal center.

This work was further extended by Mortreux, who synthesized PE-*b*-PMMA and PE-*b*-PCL BCPs without requiring additional chain-end functionalization.⁴⁵ In fact, the samarium metallocene chloride complexes $(C_5Me_5)_2SmCl_2Li(OEt_2)_2$ (**13**) combined with an excess of *n*-butyl-ethyl-magnesium (BEM), provided active species for the CCTP of ethylene (Scheme 21). With a [Mg]/[Sm] ratio of 50 at 80 °C, a PE with $M_n = 1.04$ kg mol⁻¹ was obtained after 30 min of reaction. Subsequently, MMA was added at -78 °C to extend the PE block and form the final low molar mass PE-*b*-PMMA diblock copolymer (M_n PE-*b*-PMMA = 1.45 kg mol⁻¹, $D = 1.20$). The second PE-*b*-PCL diblock copolymer (M_n PE-*b*-PCL = 2.3 kg mol⁻¹, $D = 1.30$) was obtained by simply changing the monomer feed from ethylene to ϵ -caprolactone at 80 °C without changing the polymerization conditions. However, unlike the PE-*b*-PMMA, which showed perfectly controlled chain extension and a monomodal distribution on the SEC chromatogram, PE-*b*-PCL exhibited a bimodal distribution. This was due to the higher reactivity of polymer chains bound to samarium towards lactone and lactide ROP compared to that of magnesium. The PCL chains grew essentially on the samarium leading to a loss of polymerization control.

To develop a simple and practical method for producing ABA olefin block copolymers (OBCs), Lee *et al.*¹³ used CCT(co)P by sequentially feeding ethylene and ethylene/propylene mixed gas followed by a coupling reaction to produce PE-*b*-PEP-*b*-PE triblock copolymers (Scheme 22). The successive copolymerization of ethylene and ethylene/propylene with a pyridylamido hafnium complex (**14**), previously activated with $[(C_{18}H_{37})_2MeNH]^+[B(C_6F_5)_4]^-$, was carried out in the presence of Zn(Oct)₂ as the CTA and MMAO (modified methylaluminumoxane) used as a scavenger ([Hf]/[B]/[Zn]/[Al] = 1/1/50/17) at 80 °C in methylcyclohexane. The treatment of the formed Zn-(PE-*b*-PEP)₂ diblock copolymer intermediate (M_n



Scheme 21 Synthesis of PE-*b*-PMMA and PE-*b*-PCL diblock copolymers by CCTP of ethylene followed by MMA polymerization on Mg and ROP on samarium.⁴⁵



Scheme 22 Synthesis of PE-*b*-PEP diblock and PE-*b*-PEP-*b*-PE triblock copolymers through a combination of CCT(co)P of E and E/P, as well as coupling reactions using lauroyl peroxide in the case of the triblock copolymer.¹³

PE-*b*-PEP = 56 kg mol^{-1} , $D = 2.10$) with an excess of lauroyl peroxide led to C(sp³)-C(sp³) bond formation between the two polymeryl chains, yielding the targeted triblock copolymer (M_n PE-*b*-PEP-*b*-PE = 83 kg mol^{-1} , $D = 1.70$) with a yield of 80%. With two semi-crystalline hard outer blocks and a soft middle block, this material showed TPE properties.

Using the well-known dimethyl(pyridylamido) hafnium complex 14, Pan and coworkers have reported a simple and rapid pathway to the synthesis of OBCs without additional coupling steps (Scheme 23).⁴⁶ The pyridylamido hafnium 14/ $[Ph_3C][B(C_6F_5)_4]$ catalytic system in combination with a bulky aluminum CTA such as $Al(iBu)_3$ (TIBA) ($[Hf]/[B]/[Al] = 1/2/100$) was implemented in the polymerization of propylene for 2 min. An isotactic polypropylene (denoted as *iPP*₂) was formed with a M_n of 57 kg mol^{-1} ($D = 2$). Through the addition of a mixture of ethylene/propylene 1:1 for 1, 3, 6 or 10 minutes, block copolymers with the same hard block *iPP*₂ and different soft block PEP₁₋₁₀ were produced. A clear increase in the M_n of the copolymers is observed when the reaction time was increased (from 57 for *iPP*₂ to 94 kg mol^{-1}

for *iPP*₂-*b*-PEP₁₀). All diblock copolymers (*iPP*₂-*b*-PEP₁₋₁₀) exhibited narrow, monomodal molar mass distributions. Dispersities increased only slightly (from 2.20 to 2.50) with increasing reaction time. These results clearly demonstrate that hard-*b*-soft diblock copolymers were successfully prepared by the two-step CCT(co)P reaction, featuring T_m and T_g around $155^\circ C$ and $-32^\circ C$, respectively. To obtain hard-*b*-soft-*b*-hard triblock copolymers, propylene must be fed for 6 minutes after diblock copolymer formation. Comparison of the M_n of the *iPP*₂-*b*-PEP₁ diblock copolymer (M_n *iPP*₂-*b*-PEP₁ = 70 kg mol^{-1} , $D = 2.20$) with that of the *iPP*₂-*b*-PEP₁-*b*-*iPP*₆ triblock copolymer (M_n *iPP*₂-*b*-PEP₁-*b*-*iPP*₆ = 198 kg mol^{-1} , $D = 2.40$) suggested that the triblock copolymer was obtained.⁴⁶

With a similar catalytic system, OBCs with hard semi-crystalline and soft amorphous blocks such as *iPP* and P(P/ α -olefin) segment, respectively, were prepared (Scheme 24).⁴⁷ The pyridylamido hafnium complex 14 activated with $[Ph_3C][B(C_6F_5)_4]$ was used in the presence of TIBA as the CTA ($[Hf]/[B]/[Al] = 1/2/150$) to polymerize propylene in a first step. In a second step, propylene and 1-octene (Oct) (or 1-octadecene (Od)) copoly-



Scheme 23 Synthesis of diblock *iPP*-*b*-PEP and triblock *iPP*-*b*-PEP-*b*-*iPP* copolymers through CCT(co)P of P and E/P.⁴⁶



Scheme 24 Synthesis of *iPP-b-P(P-co-Oct/Od)* diblock copolymers through CCTP of propylene followed by CCTcoP of P and 1-octene or 1-octadecene.⁴⁷

merization was performed to obtain diblock copolymers *iPP-b-P(P-co-Oct)* and *iPP-b-P(P-co-Od)*. The HT-SEC chromatograms showed a significant increase in the M_n of the diblock copolymers compared to the *iPP* homopolymers. It was also found that under identical reaction conditions, 1-octene showed better incorporation into the soft block than 1-octadecene. Finally, the DSC thermograms of the copolymers showed high T_m and T_g well below those of *iPP*, suggesting that a promising new class of block copolymers has been established.⁴⁷

By operating a CCTP system in a series of continuous stirred tank reactors (CSTRs), it was possible to form OBCs from a single catalyst through sequential monomer addition (Scheme 25).⁴⁸ In a primary reactor (R-1) under ethylene feed in the presence of the pyridylamido complex **14** and DEZ ($[Zn]/[Hf] = 380$), the Dow Chemical Company teams successfully synthesized the high-density polyethylene (HDPE) block. In the secondary reactor (R-2), the very low-density polyethylene (VLDPE) block was subsequently formed after copolymerization of ethylene and 1-octene. The HDPE-*b*-VLDPE diblock copolymer obtained exhibited a M_n of 44.5 kg mol⁻¹ and a D of 1.67. Analytical temperature rising elution fractionation analysis of the diblock copolymer sample shows a single peak at 93 °C, with no evidence of a shoulder at higher temperature that could indicate the absence of free HDPE.

Building up on these results, diblock copolymers based on ethylene and 1-octene with hard blocks of semi-crystalline linear low density polyethylene (LLDPE) and soft blocks of ultra-low density polyethylene (ULDPE) were targeted (Scheme 26).⁴⁹ By employing the catalytic system based on complex **14** in combination with DEZ in a series of two CSTRs, self-assembled LLDPE-*b*-ULDPE diblock copolymers with well-ordered morphologies and photonic properties were reported.

2.2.2 Block copolymers based on poly(1,3-dienes). Stereospecific CCTP of isoprene (IP) was investigated using the classical Ziegler–Natta catalytic system **10**/Al(*i*Bu)₂H/Me₂SiCl₂ with Al(*i*Bu)₂H as both a cocatalyst and CTA.⁵⁰ In a first step, well-defined conditions ($[Nd]/[Al]/[Cl] = 1/20/4$) were identified for the controlled production of *cis*-1,4-PIP. Subsequent ROP of ϵ -caprolactone was performed to form *cis*-1,4-PIP-*b*-PCL diblock copolymers (Scheme 27). Through sequential comonomer feed, isoprene followed by ϵ -caprolactone, several diblock copolymers with different polyester fractions were synthesized in a controlled manner (M_n *cis*-1,4-PIP-*b*-PCL = 7.2 to 11.8 kg mol⁻¹ and $D = 1.27$ to 1.42). The formation of the targeted materials was confirmed by SEC analysis, which clearly highlighted the extension of the *cis*-1,4-PIP chains, while thermal analyses showed a $T_g = -64$ °C and $T_m = 49$ °C of the *cis*-1,4-PIP and PCL blocks, respectively. It is important to note that the authors reported that the ROP of the lactone is initiated solely by the η^3 -allyl Nd active species, whereas alkylaluminum compounds cannot initiate the polymerization of ϵ -caprolactone in the absence of water or alcohol. Given the low D and the monomodal profile of the SEC traces of the reported copolymers, it is reasonable to suggest that the chain transfer continues between the CTA and Nd during the ROP of lactone.

Using the same traditional Ziegler–Natta system based on neodymium, various CTAs based on alkylaluminum and chloride donors were evaluated for their ability to produce PB by CCTP in a controlled manner.⁵¹ The ternary catalytic systems **10**/Al(*i*Bu)₂H/Me₂SiCl₂ and **10**/Al(*i*Bu)₂H/Al₂Et₃Cl₃ exhibited medium catalytic efficiencies, yielding 7 and 9 polymer chains per Nd atom, respectively, in the presence of 20 eq. of CTA and 2 eq. of Cl. Butadiene was successfully polymerized with the **10**/Al(*i*Bu)₂H/Me₂SiCl₂ catalytic system to produce a living Nd-



Scheme 25 Cascade CSTRs for the preparation of HDPE-*b*-VLDPE diblock copolymers.⁴⁸



Scheme 26 Cascade CSTRs for the preparation of LLDPE-*b*-ULDPE diblock copolymers.⁴⁹

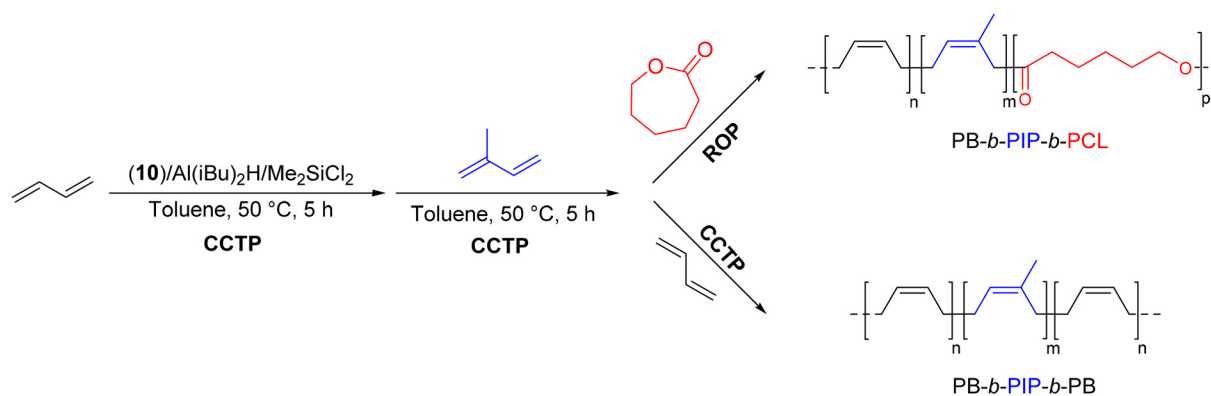


Scheme 27 Synthesis of *cis*-1,4-PIP-*b*-PCL diblock copolymers by CCTP of isoprene followed by ROP of ϵ -caprolactone on neodymium.⁵⁰

polybutadienyl intermediate able to initiate a second block, yielding PB-*b*-PIP-*b*-PB and PB-*b*-PIP-*b*-PCL triblock copolymers (Scheme 28) with a M_n of 9.83 kg mol^{-1} ($D = 1.88$) and 9.54 kg mol^{-1} ($D = 1.38$), respectively. The significant displacement of the initial unimodal PB chromatogram towards higher molar masses after the formation of each block was evidence of the formation of the targeted copolymers.

Unlike previous studies, Zhang *et al.*⁵² used a binary catalytic system **10**/Mg(*n*-Bu)₂ to form diblock copolymers based on PB having high *trans*-1,4 units (Scheme 29).⁵² The Nd

complex **10** in contact with the cocatalyst and Mg(*n*-Bu)₂ CTA ([Mg]/[Nd] = 4) provided an active species able to form a highly stereoregular (about 97%) *trans*-1,4-PB ($M_n \text{ }_{trans-1,4-PB} = 9.28\text{--}20.8 \text{ kg mol}^{-1}$, $D = 1.65\text{--}1.80$) with a transfer efficiency of up to 34%. The produced living PB was capable of initiating the ROP of ϵ -caprolactone/*L*-lactide to give *trans*-1,4-PB-*b*-PCL and *trans*-1,4-PB-*b*-PLLA ($M_n = 18.1\text{--}37.1 \text{ kg mol}^{-1}$, $D = 1.83\text{--}1.98$) copolymers in a controlled fashion. The formation of the diblock copolymers was monitored by SEC through the shift of the *trans*-1,4-PB chromatograms towards higher molar



Scheme 28 Synthesis of PB-*b*-PIP-*b*-PB and PB-*b*-PIP-*b*-PCL triblock copolymers by CCTP and ROP with the Nd(OiPr)₃/Al(*i*Bu)₂H/Me₂SiCl₂ catalytic system, step 1: [BD]/[Nd] = 500, step 2: [IP]/[Nd] = 500, and step 3: [BD]/[Nd] = 500/[ϵ -CL]/[Nd] = 300.⁵¹



Scheme 29 Synthesis of *trans*-1,4-PB-*b*-PCL and *trans*-1,4-PB-*b*-PLLA diblock copolymers by CCTP of butadiene followed by ROP of ϵ -caprolactone/*L*-lactide.⁵²

masses, and also by DSC, where new melting peaks were observed at 56 and 151 °C, corresponding to the PCL and PLLA blocks, respectively.

The *in situ* preparation of well-defined sequenced copolymers based on PB, such as PB-*b*-PCHO (CHO: cyclohexene oxide) and PB-*b*-PTMC (TMC: trimethylene carbonate), using a neodymium-based catalytic system **Nd(vers)₃(15)/Al(*i*Bu)₂H/Me₂SiCl₂**, has been reported (Scheme 30).⁵³ After establishing the optimal polymerization conditions ([Al]/[Nd] = 20, [Cl]/[Nd] = 3), the first PB block with a high content of 1,4-units was efficiently synthesized *via* CCTP, and five polymer chains per Nd(vers)₃ molecule were formed. Once the butadiene was completely consumed, a second polymerization with cyclohexene oxide was carried out to form the diblock copolymer PB-*b*-PCHO (M_n PB-*b*-PCHO = 8.25 kg mol⁻¹, $D = 1.29$). Unimodal SEC curves, low dispersities, and the increased M_n compared to those of the first block indicated that the metal-capped polybutadienyl generated at the end of the first step initiated the polymerization of CHO. These same metal-polybutadienyl

chains also initiated the ROP of TMC to form the corresponding PB-*b*-PTMC copolymer (M_n PB-*b*-PTMC = 7.93 kg mol⁻¹, $D = 1.78$). Detailed analyses of the copolymers, particularly by 2D DOSY NMR, revealed that the products obtained are a mixture of diblock copolymers and PCHO and PTMC homopolymers primarily formed by Al(*i*Bu)₂H that did not react in the first CCTP step.

With such a catalytic system, it is important to note that unlike previous studies where the authors had completely excluded the possibility of a ROP reaction on the CTA, the ring-opening of the cyclic ether and cyclic carbonate occurred on both the chains attached to Nd and those bound to the CTA. The CTAs that did not participate in the CCTP during the first stage also underwent ROP reactions to form PCHO and PTMC.

The possibility to control both the ethylene/butadiene copolymerization and the ethylene polymerization with the same catalytic system drove Boisson and coworkers to prepare new diblock copolymers by CCTP (Scheme 31)⁵⁴ using the *ansa*-bis



Scheme 30 Synthesis of PB-*b*-PCHO and PB-*b*-PTMC diblock copolymers by CCTP of butadiene followed by ROP of cyclohexene oxide/trimethylene carbonate.⁵³



Scheme 31 Synthesis of diblock copolymers EBR-*b*-PE by CCTP of ethylene/butadiene and ethylene.⁵⁴

(fluorenyl) complex $\{\text{Me}_2\text{Si}(\text{C}_{13}\text{H}_8)_2\text{Nd}(\text{BH}_4)_2\text{Li}(\text{THF})_2\}$ (**16**) in combination with BOMAG ($[\text{Mg}]/[\text{Nd}] = 40$) as a CTA. The diblock copolymers incorporating a soft poly(ethylene-*co*-butadiene) segment, called ethylene butadiene rubber (EBR), and a hard PE can be produced by simply adjusting the different monomer feeds during polymerization. Since PISA (polymerization-induced self-assembly) is based on the use of a controlled polymerization for the growth of solvophobic segments from solvophilic chains, D'Agosto *et al.* investigated the formation of nano-objects by successive polymerization of E/B and E. Indeed EBR is fully soluble in the polymerization medium while PE is insoluble when the molar mass is high enough.

The ansa-bis(fluorenyl) complex **16** combined with a bimetallic CTA, namely pentanediyl-1,5-di(magnesium bromide) (PDMB) ($[\text{Mg}]/[\text{Nd}] = 5\text{--}10$), has allowed the synthesis of triblock and multiblock copolymers featuring highly semi-crystalline PE hard segments and amorphous EBR soft segments (Scheme 32).⁵⁵ Triblock copolymers PE-*b*-EBR-*b*-PE were synthesized by sequential copolymerization of ethylene with butadiene followed by its chain extension in the presence of ethylene in a one-pot process. Subsequently, thanks to the precise control of the monomer feed and the pseudo-living nature of the polymerization, several feed switches from a mixture of ethylene/butadiene to pure ethylene led to a multiblock copolymer with M_n values of 10 and 3 kg mol⁻¹ for the EBR and PE segments, respectively. A heptablock copolymer with a molar mass of 41.3 kg mol⁻¹ and a dispersity of 2.3 was obtained.

2.2.3 Block copolymer based on poly(1,3-dienes) and polystyrene. The $(\text{C}_5\text{Me}_5)\text{Nd}(\text{BH}_4)_2(\text{THF})_2$ (**17**)/BEM ($[\text{Mg}]/[\text{Nd}] = 1\text{--}10$) catalytic system affords a controlled and syndiospecific oligomerisation of styrene by CCTP.⁵⁶ The potential of living oligostyrenes (sPS) as macroinitiators for block copolymerization has been assessed with isoprene. A PIP block was formed with a high *trans*-1,4 microstructure (98%) (*trans*-1,4-PIP)

(Scheme 33). The resulting sPS-*b*-*trans*-1,4-PIP diblock copolymer had a higher molar mass (28.8 kg mol⁻¹, $D = 1.20$) than the starting styrenic oligomers (3 kg mol⁻¹, $D = 1.28$), indicating successful chain extension and targeted copolymer diblock formation.

2.2.4 Conclusion on the formation of block copolymers by successive polymerization. The variation in monomer concentration within a reaction medium has paved the way for designing several well-defined OBCs, ideal for high-performance applications such as TPES (Table 3).

By incorporating innovative chain transfer agents like the bimetallic PDMB in the CCT(*co*)P process, it is possible to create triblock and multiblock macromolecular architectures with high efficiency and with a minimum number of steps. Substituting the α -olefins, commonly used to disrupt the crystallinity of PE blocks, with a diene monomer has proven to be an interesting alternative, allowing for the generation of OBCs with reactive double bonds in the main chain of the amorphous block. Successive polymerization of diene and cyclic monomers (lactone, lactide, cyclic ether and cyclic carbonate) has been shown to be a particularly promising approach for synthesizing apolar-polar block copolymers. Furthermore, the production of BCPs based on isoprene and styrene *via* CCTP opens up new perspectives for synthesizing TPES based on styrenic blocks. These advancements offer unprecedented opportunities for BCP design. However, poor management of monomer feed variation during synthesis stages could quickly prove detrimental to achieving the desired polymers. Hence, finding a catalytic system enabling the formation of block copolymers without changing the feed is appealing.

2.3 Multiblock copolymers synthesized by chain shuttling polymerization (CSP)

Chain shuttling polymerization (CSP) is a process in which two catalysts work together in the presence of a chain shuttling



Scheme 32 Synthesis of triblock copolymers PE-*b*-EBR-*b*-PE by CCT(*co*)P of ethylene/butadiene and ethylene using PDMB as a bimetallic CTA.⁵⁵



Scheme 33 Synthesis of sPS-*b*-*trans*-1,4-PIP diblock copolymers by CCTP of styrene and isoprene.⁵⁶

agent (CSA) and two monomers. The different reactivities of the monomers vs. the two catalysts and the reversible transmetalation reactions give rise to original multiblock copolymers that alternate two kinds of blocks.

2.3.1 Multiblock copolymers based on olefins and α -olefins. In 2006, Arriola *et al.* have reported a method for preparing linear MBCs based on ethylene and 1-octene having both “hard” (semi-crystalline, low 1-octene content) and “soft” (amorphous, high 1-octene content) segments using CSP (Scheme 34).²³ Bis(phenoxyimine) zirconium (**18**) and pyridylamido hafnium (**14**) complexes, combined with DEZ as a chain shuttling agent, were selected for this purpose using high throughput experiments (HTE). The mixed catalytic system gave a copolymer with $M_w = 104.6 \text{ kg mol}^{-1}$ and $D = 1.97$. The synthesis of this material with elastomeric properties resulted in the formation of approximately 260 chains per total catalyst. This feature allows these OBCs to be produced at much lower cost than materials available from living polymerization techniques.

Alternative chain shuttling catalysts with varying α -olefin selectivities were sought to enable the production of new OBCs. Zirconium and hafnium catalysts featuring imine-amine ligands (**19–21**) were investigated in combination with **14** as an alternative to bis(phenoxyimine) zirconium complexes.⁵⁷ For the same monomer feed ([1-octene]/[ethylene] constant), the nature of the catalyst allows the hard block to be

tuned to produce OBC with controlled T_m , crystallinity (ΔH_f) and solubility (Scheme 35). All catalyst combinations led to polymers with characteristics indicating block architecture. Indeed, a single elution peak on TREF (temperature rising elution fractionation) analysis and $D = 2$ were obtained.

A high-throughput experimentation approach was used by Cipullo, Auriemma *et al.*⁵⁸ to report the synthesis of a special class of P-TPEs. Ethylene/hexadec-1-ene statistical MBCs were synthesized for the first time by CSP employing the mixed catalytic system (**14**, **18** and DEZ as the CSA). They are characterized by alternation of crystalline (**hard**) and amorphous (**soft**) blocks consisting of random copolymers of ethylene and hexadec-1-ene with low (0.5 mol%) and high (22 mol%) hexadec-1-ene content, respectively. The MBCs had a M_w greater than 100 kg mol^{-1} and hard block content of 20, 32 and 49 wt% when $[\mathbf{14}]/[\mathbf{18}] = 4, 2$ and 1 , respectively. On the other hand, except for the fact that the soluble fraction decreases with the decrease of the soft block within the MBCs, the crystallization elution fractionation curves showed a crystalline peak with two maxima (at ≈ 95 – 100 and at ≈ 103 – 107 °C), which clearly indicates the presence of different chain populations characterized by blocks of different molar masses.

To further expand the properties of cyclic olefin copolymers (COCs), recent research efforts have been devoted to developing a synthesis strategy to modify poly(E-co-N) (N: norbornene)



Scheme 34 Description of the likely chain shuttling mechanism in a single reactor, dual-catalyst approach ((**14**)/(**18**)/DEZ).²³



Scheme 35 Synthesis of multiblock copolymers from ethylene and 1-octene using (**14**)/(**19–21**)/DEZ catalytic systems. The thickness of the blue lines corresponds to the crystallinity rate of the block: the thicker the line, the more crystalline and richer in ethylene units the segment.⁵⁷

random copolymers.⁵⁹ Exploitation of the chain shuttling strategy using the two *ansa*-zirconocene complexes, specifically isopropylidene(η^5 -cyclopentadienyl)(η^5 -indenyl)zirconium dichloride (**22**) and isopropylidene(η^5 -3-methylcyclopentadienyl)(η^5 -fluorenyl)zirconium dichloride (**23**) and DEZ as CSA, allowed the synthesis of multiblock copolymers based on E and N with monomodal molar mass distributions ($D = 2$) (Scheme 36). Complexes **22** and **23** feature high and low norbornene incorporation, respectively. By increasing the amount of CSA (2.8–11 mmol), the molar masses of the copolymers prepared with both catalytic systems decrease (44–14 kg mol⁻¹). This indicates that DEZ actually acts as a CSA ($[Zn]/[Zr] = 16$).

These positive results inspired Li and coworkers to construct new MBCs containing both PE (HDPE in this study) and COC segments, which are expected to exhibit unique and unprecedented performance.⁶⁰ Two structurally similar *ansa*-

metallocene precatalysts, ethylenebis(1- η^5 -indenyl)zirconium dichloride (**4**) and methylenebis(3-*tert*-butyl-1- η^5 -indenyl)zirconium dichloride (**24**), were adopted (Scheme 37). These two catalysts showed comparable catalytic activities but different selectivities towards the copolymerization of ethylene and norbornene, yielding P(E-*co*-N) random copolymer segments and semi-crystalline PE segments, under the same reaction conditions ($[24] = [4]$, $[MAO]/[Zr] = 1000$, 100 °C, $P_E = 4$ atm). Complex **4** showed high norbornene incorporation, while complex **24**, bearing a sterically hindered *tert*-butyl substituent on each indenyl ligand, was almost unable to incorporate norbornene (incorporation < 1 mol%). In the presence of DEZ as a CSA ($[Zn]/[Zr] = 5$ –10), polymeryl exchange between the two active zirconium centers occurred and multiblock copolymers containing both soft COC segments and hard linear PE segments were obtained. The average norbornene incorporation



Scheme 36 Synthesis of multiblock copolymers from ethylene and norbornene using (22), (23)/[PhNH(Me)₂][B(C₆F₅)₄]/DEZ catalytic systems.⁵⁹



Scheme 37 Synthesis of multiblocks through CSP of ethylene and norbornene using (4), (24)/MAO/DEZ catalytic systems.⁶⁰

and M_n of the copolymer, which govern final performance parameters, were easily adjusted by the DEZ dosage, norbornene/ethylene ratio and/or reaction time. The monomodal distribution of molar masses and the presence of a T_g and a T_m , corresponding to soft and hard blocks, respectively, is an indication of the formation of multiblocks by CSP.

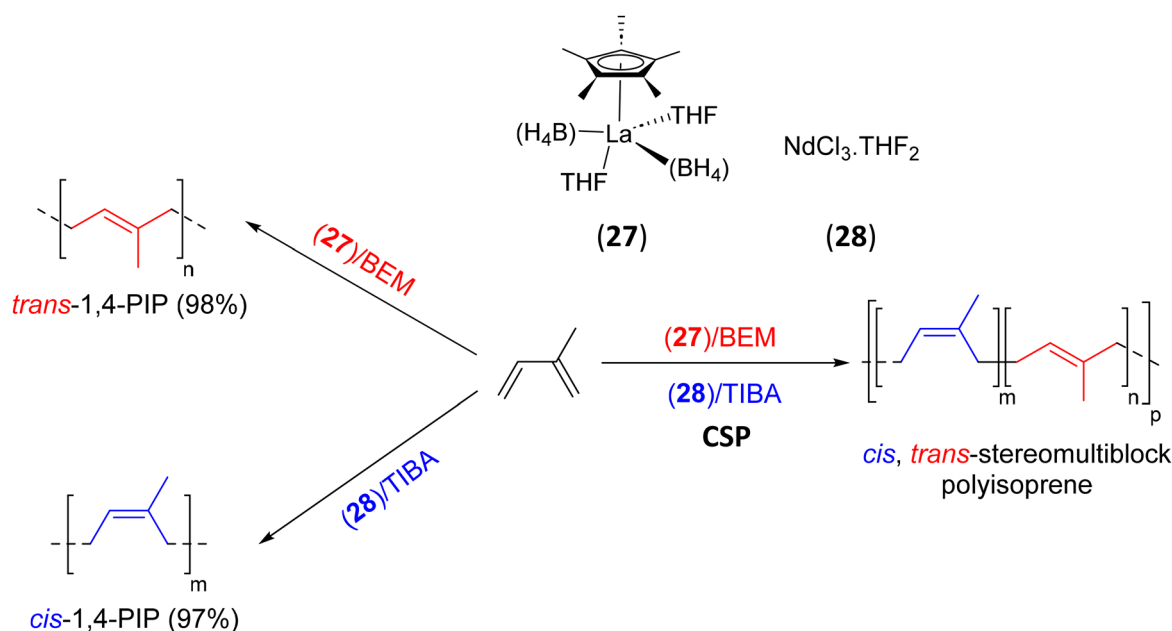
Very recently, cyclic olefin block copolymers (COBCs) have also been prepared combining two bis(phenoxy-imine) titanium complexes (Scheme 38) in the presence of $ZnEt_2$ as a chain shuttling agent.⁶¹ The catalytic system generated blocks with high and low norbornene contents corresponding to hard and soft blocks, respectively. The COBCs show properties ranging from plastic to elastomer, depending on norbornene incorporation.



Scheme 38 Bis(phenoxy-imine) complexes implemented for the synthesis of COBCs.⁶¹

2.3.2. Multiblock copolymers based on conjugated dienes. Isoprene chain shuttling polymerization between the *trans*-1,4 regulating $(C_5Me_5)La(BH_4)_2(THF)$ (27)/BEM and the *cis*-1,4 regulating $NdCl_3(THF)$ (28)/TIBA systems provides access to stereoblock polyisoprene (Scheme 39).⁶² Under well-defined experimental conditions ($[27] = [28]$, $[BEM]/[27] = 1$, $[TIBA]/[28] = 20$), a multiblock copolymer ($M_n = 6.4 \text{ kg mol}^{-1}$, $D = 2.58$) with *trans*-semi-crystalline and *cis*-amorphous segments was produced. The heteronuclear multiple bond correlation NMR analysis furthermore showed correlations that were not observed in the spectrum of the physical mixing of *trans*-1,4-PIP with *cis*-1,4-PIP, providing clear proof for the occurrence of chain shuttling polymerization between the two catalytic centers. Interestingly, the NMR analysis suggests that the link between the blocks is made of monomer units with head to head type chaining up. Lastly, a DP_n was determined for each block. Under the presented conditions, the *trans*-1,4-PIP block showed the highest DP_n, with a value of 7.1. This sequence of units allowed the polyisoprene block to crystallize and to show a T_m of 38.6 °C. In addition, the copolymer showed a T_g of -66.8 °C.⁶²

In a second contribution on conjugated diene polymerization, a ternary neodymium sulfonate catalytic system $Nd(CF_3SO_3)_3 \cdot H_2O \cdot 0.3TBP$ (29)/ $Mg(n-Bu)_2$ /MMAO (TBP: tributyl phosphate) able to form *cis*-1,4-PB and *trans*-1,4-PB multiblock copolymers through CSP was reported by Li (Scheme 40).⁶³ The stereospecificity of the PB copolymers was regulated in this case by $[MMAO]/[Nd]$, $[Mg]/[Nd]$, and the delayed feeding time of MMAO. The polymerization of butadiene with the catalytic systems 29/ $Mg(n-Bu)_2$ and 29/MMAO resulted in PB with high *trans*-1,4 (95.3%) ($M_n = 7.9 \text{ kg mol}^{-1}$, $D = 1.34$) and *cis*-1,4 (90.8%) ($M_n = 57.5 \text{ kg mol}^{-1}$, $D = 3.78$) contents, respectively.



Scheme 39 Synthesis of *cis,trans*-stereomultiblock PIP copolymers through CSP of isoprene using (27),(28)/BEM/TIBA catalytic systems.⁶²



Scheme 41 Chain-shuttling copolymerization of styrene and isoprene using two different scandium catalysts, **30** + **31**/TIBA/[CPh₃][B(C₆F₅)₄] and **30** + **32**/TIBA/[CPh₃][B(C₆F₅)₄].⁶⁴



Scheme 42 Chain shuttling copolymerizations of isoprene and styrene using **33** and **34** in combination with BEM.⁶⁵

(isoprene-*co*-styrene) blocks, richer in one of the two monomers leading to soft and hard blocks. Indeed, the resulting polymers were characterized by two T_g values, one at -15 °C attributed to the T_g of the isoprene-rich blocks and one at 41 °C attributed to the styrene-rich blocks.

2.3.4. Conclusion on the formation of multiblock copolymers by CSP. The combination of two active sites along with a

chain storage site has enabled the synthesis of tailor-made multiblock copolymers. By maintaining a constant monomer concentration in the reaction medium and selectively adjusting the capability of each catalyst to stereospecifically insert a monomer or to copolymerize olefins, 1,3-dienes and styrene, multiblock architecture copolymers have been efficiently produced *via* the chain shuttling mechanism.

The remarkable atom efficiency of the CSP process of ethylene and 1-octene that leads to multiblock copolymers allows the formation of approximately 260 chains per catalyst molecule, along with the superior elastomeric qualities of the final product. It has paved the way for the synthesis of high-performance and cost-effective products.

Currently, the annual production of SBS is approximately 2 million tons, whereas that of their hydrogenated derivatives, SEBS, is limited to only 300 000 tons.⁶⁶ Despite their evident benefits (e.g. higher thermal and chemical stability), the high cost of SEBS restricts their utilization across various applications. The quest for a synthetic strategy offering significant atom economy and capable of producing copolymers with structures and compositions similar to SEBS, without necessitating additional expensive steps such as hydrogenation, is of importance for expanding the applications of these TPE materials. The switch from one polymerization technique to another one to combine blocks of different nature with such hard polystyrene and soft polyolefin blocks might thus be an attractive strategy. The following sections aim at providing the different strategies employed along these lines.

2.4 Polymerization switch (catalytic/catalytic or anionic/catalytic) for block copolymer synthesis

2.4.1. Switching from CCT(co)P to coordination polymerization. By using neodymium-based catalysts and through two polymerization stages, Visseaux *et al.*⁶⁷ have prepared BCP comprising a sequence of PE segments connected to *trans*-1,4-PIP (Scheme 43). In a first step, the complex **7** was combined with the BEM CTA ([Mg]/[Nd] = 49) in the presence of ethylene to form the living intermediate species, di(polyethylenyl)magnesium by CCTP ($M_n = 1.5 \text{ kg mol}^{-1}$, $D = 1.55$). Subsequently, this latter species was further considered as a macroinitiator and thus combined with the trisborohydride neodymium homoleptic complex $\text{Nd}(\text{BH}_4)_3(\text{THF})_3$ (**35**) ([Mg]/[**35**] = 0.5) to polymerize isoprene and form a PE-*b*-*trans*-1,4-PIP diblock copolymer with a M_n of 40.7 kg mol^{-1} and a dispersity of $D = 2.06$. Finally, thorough analyses (SEC, HT-SEC, NMR, and DSC) unambiguously established the block character of the isolated material.

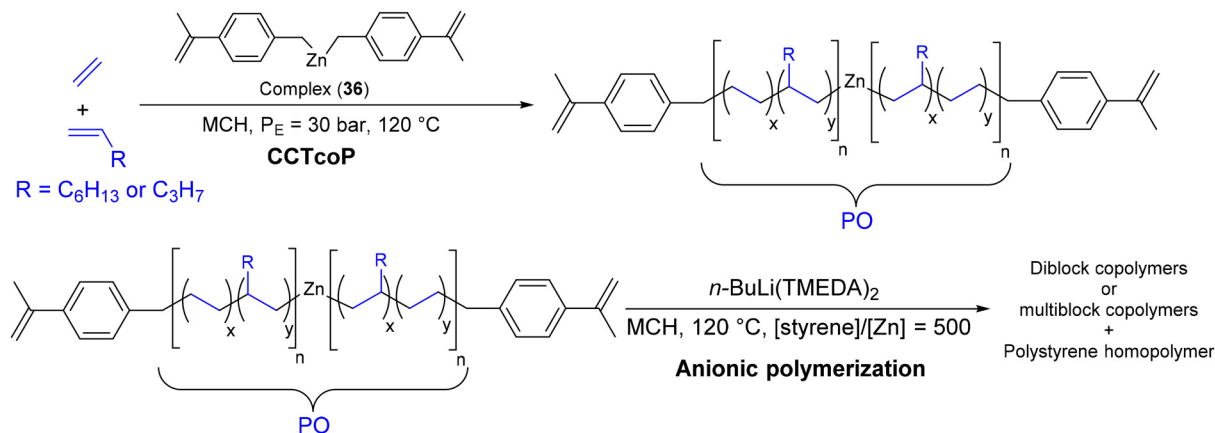
2.4.2 Switching from CCT(co)P to anionic polymerization.

By performing two different polymerization processes, CCTcoP and anionic polymerization, in sequential order in a single pot, PO-*b*-PS copolymers were efficiently synthesized (Scheme 44).⁶⁸ To produce the first PO block, the *ansa*-metallocene complex, *rac*-[Me₂Si(2-methylindenyl)]₂ZrCl₂ (**36**), activated with MMAO was combined with Zn(benzyl)₂ CTA ([Zr]/[Al]/[Zn] = 1/200/200–400) to form a catalytic species able to copolymerize a mixture of ethylene and 1-octene. After 40 min of reaction, the second anionic polymerization step was carried out by sequential addition of *n*-BuLi, TMEDA (TMEDA: tetramethylethylenediamine) and styrene monomer at elevated temperatures (120–130 °C). Coordination of TMEDA with the lithium ion induces an increase in *n*-BuLi reactivity, leading to the formation of zincate initiator compounds, which are decisive for the growth of PS blocks from the Zn(PO)₂ sites generated in the first step. Under well-defined conditions ([*n*-BuLi (TMEDA)]/[Al] > 1 and [styrene]/[Zn] = 500), chain extension of the PO block was performed to yield the target diblock copolymers. PO-*b*-PS obtained exhibited high M_n (97–193 kg mol⁻¹) with a controlled PS block M_n ($M_{n \text{ PS}} = 20 \text{ kg mol}^{-1}$). The formation of block copolymers was evidenced by the shift of the SEC curves, transmission electron microscopy (TEM) images and stress-strain curves that were different from those of the corresponding blends of PO and PS.

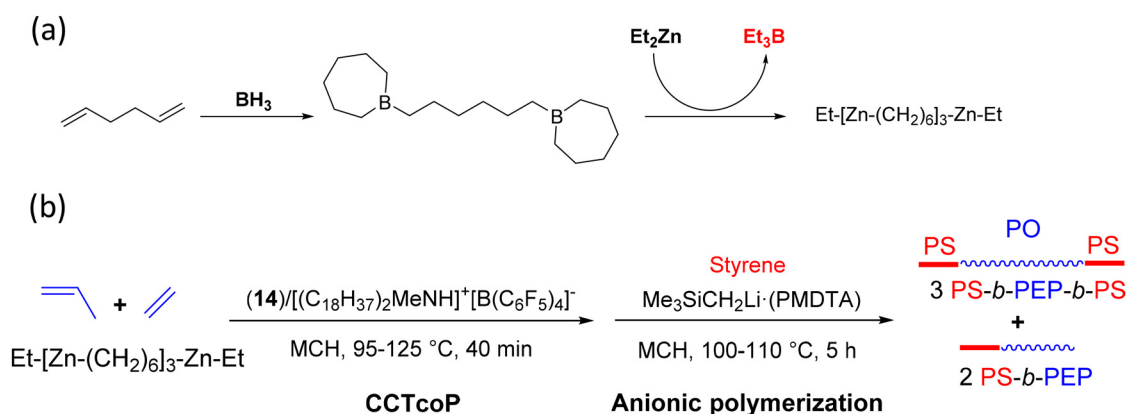
With the aim of synthesizing various PO (PEP) based block copolymers, the CCTcoP of ethylene and propylene was conducted with the pyridylamido hafnium complex **14** and Zn(1-hexyl)₂ CTA([Zn]/[Hf] = 75).⁶⁹ The Zn(PEP)₂ species generated in this initial step was then brought in contact with the anionic polymerization preinitiator, pentylallyl-Li-(PMDTA), to form the active initiator complex [Zn(PEP)₂(pentylallyl)]⁻[Li-(PMDTA)]⁺ (Scheme 45). The PS chains were then efficiently developed by simple addition of the styrene monomer at elevated temperature to prevent precipitation of the polymers generated. The formation of the new PEP-*b*-PS was monitored by SEC. As anticipated, the final chromatogram shifted towards higher molar masses compared to that of the starting PO after the addition of styrene. However, it was found that 29 wt% of the starting styrene was used to form PS chains.



Scheme 43 Synthesis of PE-*b*-*trans*-1,4-PIP by switching from ethylene CCTP to isoprene coordination catalysis.⁶⁷



Scheme 46 Method for preparation of P(E-co-P)-*b*-PS and P(E-co-Oct)-*b*-PS diblock copolymers by switching from CCTcoP of ethylene and propylene/1-octene to anionic polymerization of styrene by using n -BuLi(TMEDA)₂ as a preinitiator.⁷⁰



Scheme 47 (a) Synthesis of the dialkylzinc species. (b) Preparation of PS-*b*-PEP-*b*-PS triblock copolymers by switching from E/P CCTcoP to anionic polymerization of styrene by using Me₃SiCH₂Li(PMDTA) as a preinitiator.⁷¹

([Hf]/[B]/[Zn] = 1/1/37–50). With this catalytic system, undesired β -H elimination was suppressed. PS blocks were subsequently grown from these chains by the introduction of the anionic preinitiator Me₃SiCH₂Li(PMDTA) ([Li]/[Zn] = 0.73 or 0.80) and styrene ([styrene]/[Zn] = 500) in MCH at 100–110 °C to form the targeted PS-*b*-PEP-*b*-PS triblock copolymers (Scheme 47b). The production of free PS (15 to 22% of the initial styrene mass) and diblock copolymers PEP-*b*-PS was not prevented. Nevertheless, the SEC curves of the obtained polymer chains shifted to higher molar masses after the anionic polymerization of styrene, and the observed M_n values (39 to 56 kg mol⁻¹) were approximately twice those of the PS homopolymer (20–23 kg mol⁻¹), in accordance with the assumption that the PS chains are generated from both chain ends of the PEP.

Similarly, a novel dialkylzinc species containing vinylbenzene moieties was synthesized *via* alkyl exchange between Et₂Zn and the hydroboration product of divinylbenzene (Scheme 48a).⁷² From this species, PEP chains were grown *via* CCTcoP using the pyridylamido hafnium complex **14** ([Zn]/[Hf]

= 38). Subsequently, PS chains were attached to both ends of the PEP chains by the introduction of styrene in addition to the anionic polymerization preinitiator Me₃SiCH₂Li(PMDTA) ([Li]/[Zn] = 1, [St]/[Zn] = 500). The molar mass distributions obtained in this study ($D = 1.67$ to 1.84) are broader than those obtained in previous studies using Et-[Zn-(CH₂)₆]₃-Zn-Et as a CTA ($D = 1.37$ to 1.64). These data suggest that the block copolymers generated are not simple PS-*b*-PEP-*b*-PS triblocks. Multiblock copolymers (*e.g.*, PS-*b*-PEP-*b*-PS-*b*-PEP-*b*-PS) can be generated when the chain-growing styryl anion connected to PO chains attacks the styrene moieties at the ends of other PO chains (Scheme 48b).

One of the main issues encountered by Lee and his colleagues in the course of their research was the preparation of high-purity diorganozinc compounds with vinylbenzene moieties at the ends.⁶⁶ In this contribution, the authors synthesized Zn(CH₂CH₂CH₂C₆H₄CH=CH₂)₂ from 4-vinylbenzyl chloride, a commercially available and inexpensive product (Scheme 49a).⁶⁶ Triblock copolymer PS-*b*-P(E-co-1-hexene)-*b*-PS (SEHS) was then prepared by first performing a copolymeriza-



Scheme 50 General description of the preparation of diblock copolymers based on successive anionic polymerization and coordinative chain transfer (co)polymerization (CCT(co)P).⁷³

combine glassy and a semi-crystalline hard block, respectively. Their structure and mechanical properties are highlighted in section 3.2.

2.4.4. Conclusion on the formation of block copolymers by the switch between different polymerization chemistry. The use of the pyridylamido hafnium complex **14** or *ansa*-metallocene in the presence of zinc-based chain transfer agents has enabled the efficient copolymerization of ethylene and α -olefins. The polymeryl-metal compounds generated during this process have shown a strong ability to initiate the anionic polymerization of styrene upon the addition of an appropriate initiator. This transition from CCTcoP to anionic polymerization has established a promising pathway for the production of styrenic block copolymers like SEBS. However, to consider the complete replacement of anionic polymerization in the production of SEBS, it is essential to note that efforts and optimizations of the synthesis process must be undertaken to prevent secondary reactions that occur during the process.

Although there is currently only one example of copolymers obtained by the switch from anionic polymerization to CCT (co)P, this process has nonetheless demonstrated its robustness through a better-controlled anionic polymerization reaction, characterized by low dispersities and a close match between theoretical and experimental molar masses. This strategy, which allows for anionic polymerization under mild conditions, opens a very promising pathway for the design of new block copolymers, particularly triblock copolymers with elastomeric properties.

After reviewing the state-of-the-art of different techniques for synthesizing block copolymers with varied compositions, micro-

structures, and architectures, the following section will focus exclusively on block copolymers with elastomeric properties. A brief overview of the definition, history, architecture, and morphology of TPEs will be provided before discussing the mechanical performance of TPEs resulting from CCTcoP and CSP.

3. Mechanical properties of polyolefin thermoplastic elastomers (P-TPEs) based on block and multiblock copolymers

3.1. Introduction

Due to the recent global expansion of the TPE market that reached \$16 billion in 2022 and is projected to reach \$25.5 billion in 2028 according to estimates, many companies are producing these materials, including BASF, Arkema, Kraton, Dow Chemical Company, Huntsman, Covestro, and many others.⁷⁵ The global TPE market includes several types of products, including styrenic block copolymers (SBC), thermoplastic polyurethanes (TPU), thermoplastic olefins (TPO), thermoplastic vulcanizates (TPV), thermoplastic copolyesters (COPE), and polyether block amides (PEBA). In this contribution, after an overview of TPEs, particularly their structure, architecture, and morphology, we will focus on describing the mechanical properties of linear P-TPEs. The investigation of grafted copolymers is out of the scope of this review.

3.1.1 Definition and overview. TPEs are a versatile class of materials that combine the softness, flexibility and elasticity of

vulcanized rubbers at service temperature. At elevated temperatures however, they feature a sufficiently low melt viscosity to enable (re)processability, fulfilling the requirements for a sustainable circular economy of the next plastic generation.⁷⁶ While the effective requirements are strongly dependent on particular applications and can be significantly modified with additives or fillers, these materials are generally required to demonstrate high elastic recovery (*i.e.* stretch repeatedly to at least twice their original length and rapidly return to their original dimension), or correspondingly to low compression sets (*i.e.* sustain prolonged compressive loads at elevated temperatures and also recover their initial dimensions) (Fig. 1b).^{5,77} This requirement necessitates a multiphasic morphology composed of a finely dispersed 'hard' phase serving as intractable anchoring domains for the 'soft' phase that provides rubber elasticity and low dissipation (Fig. 1a).⁷⁸ Adequate phase separation leads to distinctive thermal properties for each phase, typically a $T_g < -20$ °C for the 'soft' phase and a T_g or $T_m > 100$ °C for the 'hard' phase, depending on whether it is glassy or semi-crystalline.⁷⁹ At temperatures lower than the T_g of the rubbery phase, TPEs act as stiff, brittle plastics and display moduli above 1 GPa. In the melt, *e.g.* at temperatures higher than the T_g or T_m of the 'hard' phase, TPEs become viscoelastic fluids. Suitable rubber elasticity at service temperature requires a strong entanglement of the soft phase, and very often the chains remain significantly entangled in the melt. When this feature is combined with phase separation in the melt (*e.g.* in the case of strongly phase separated systems such as SBS) it can lead to very high viscosities. Between these two transition temperatures lies the effective range of service temperatures for TPEs. The moduli at the rubbery plateau can typically range from values about 0.5–1 MPa (soft elastomers) to values about 5–20 MPa (hard elastomers). Materials presenting the same modulus profiles but that experience irreversible plastic deformation at moderate strains because of insufficient anchoring across hard phases are often referred to as *plastomers*, and they find a number of applications as sealants or tearable films.

The discovery of living anionic polymerization by Szwarc in 1956 was a key step in providing a new fundamental concept for BCP synthesis by sequential monomer addition.⁸⁰ In 1966, researchers at Shell Chemical Company synthesized and characterized ABA-type block copolymers based on polystyrene hard segments (block A) and polyisoprene soft segments (Block B).⁸¹ This discovery was of considerable academic and industrial importance, since triblock copolymers with an elastic midblock component were revealed as an attractive alternative for chemically crosslinked rubber materials. These TPEs, better known as Kraton, were first used in the formulation of leisure shoes and as a bitumen modifier, while their hydrogenated version, "Kraton G", with improved oxidation, UV and heat stability, has found applications in medical devices, coatings, automotive components and adhesives.⁸²

The toolbox of synthetic polymer chemistry has been considerably improved since then by advances in living and controlled polymerization techniques, including cationic polymerization,⁸³ anionic polymerization,⁸⁴ ring-opening polymerization,⁸⁵ RDRP,⁸⁶ and coordination polymerization.⁸⁷ Well-defined polymers with various macromolecular architectures and functional groups have been prepared by these techniques for application in the TPE field.^{88–92} Most copolymers used as TPEs are linear ABA and ABC triblock copolymers, and multi-block copolymers $(AB)_n$, with A and C serving as rigid blocks and B as elastic blocks.

3.1.2 Tensile and elastic properties. Tensile tests are commonly carried out on standardized dogbone-shaped specimens, either punched out from compression molded plates or directly injected into the appropriate moulds. Nominal stress-strain curves are conventionally obtained by uniaxial elongation of the specimen at a constant crossbar speed of 500 mm min^{-1} until rupture (Fig. 2a). A number of key values can be extracted: (1) the Young's modulus (E), which determines the stiffness at very small strains, (2) the rubbery or secant modulus at 100% strain which is in general a better representation of the effective modulus during usage, (3) the yield stress corresponding to partial and irreversible plastic defor-



Fig. 1 (a) Simplified structure of a TPE, consisting of soft rubbery segments and hard glassy or crystalline segments. (b) Typical dynamic mechanical analysis (DMA) curves for thermoplastic elastomers. Reproduced from ref. 77 with permission from American Chemical Society, copyright 1992.



Fig. 2 (a) Typical stress–strain curve observed in a TPE material. (b) Standard tests for elastic recovery conducted on TPEs.

mation at low strains (<50%), (4) the tensile strength (σ_b), which is the nominal stress required to break the specimen, and (5) the strain at break (ϵ_b).

The elastic recovery of the specimen is evaluated through cyclic tensile tests (Fig. 2b). In this test, the sample is subjected to loading and unloading cycles at significantly high deformations (customarily about 300% strain in order to reach the vicinity of the strain hardening region). From the stress–strain curve, the elastic recovery (ER) can be calculated using the formula $ER = 100 \times (\epsilon_a - \epsilon_r)/\epsilon_a$, where ϵ_a is the applied deformation and ϵ_r is the residual deformation in the zero-load cycle after the applied deformation. Compression set experiments are typically carried out by applying 10 to 25% compression at different temperatures over 24 h. When comparing TPEs to thermosetting vulcanized rubbers, this test is undeniably the most rigorous, and most TPEs hardly reach values below 30% at 70 °C while best performance vulcanized rubbers (e.g. FFKM) reach values below 10% at temperatures above 150 °C.

While TPE is highly tunable, and commercial product lines feature grades with a very large range of properties, achieving the combination of high tensile strength, great extensibility, and excellent elastic recovery is more difficult, and combining the latter with a low melt viscosity enabling injection or extrusion processes at high throughputs is a true challenge.

3.1.3 Architecture. Many TPE architectures feature advantageously rigid segments at the extremities of the BCP, in

order to optimize the length – and entanglement – of the rubbery middle block and its anchoring in rigid domains.⁹³ In symmetrical ABA-type triblock copolymers or complex $(AB)_nX$ branched or multi-arm structures, the central rubbery B block can either form loops that place both rigid A blocks in the same domain, or form bridges that effectively anchor the B block across two distinct rigid domains (Fig. 3).⁹⁴ For a similar level of entanglement of the rubbery segments B, it has been shown that a higher fraction of bridges is beneficial for better mechanical performance, including tensile strength, elastic recovery or compression set.^{5,95} The academic development of TPEs from ABC triblock terpolymers, in which all three blocks form distinct phases,⁹⁶ greatly promotes the formation of bridges and provides new opportunities. Alternatively, linear-type copolymers, such as multiblock $(AB)_n$ copolymers, could also serve as TPEs with appropriate composition design and monomer selection.

In contrast, AB diblock copolymers and BAB triblock copolymers, with the rubbery blocks at extremities, do not exhibit the characteristic behavior of TPEs, and fail in particular at showing high elastic recovery at large strains.

3.1.4 Morphology. In the case of amorphous copolymers relying exclusively on incompatibility between blocks to ensure microphase separation, the composition of the blocks determines the service temperatures of the TPEs through the T_g s, while their length and volume fraction determine the equilibrium morphology. The segregation strength χN , where χ is the



Fig. 3 (a) Schematic illustration of possible chain conformations for ABA and ABC triblock copolymers. Reproduced from ref. 5 with permission from Elsevier, copyright 2019. (b) Visualization of possible conformations for symmetrical ABA triblock copolymers. Reproduced from ref. 97 with permission from Elsevier, copyright 2022.

Flory–Huggings interaction parameter quantifying the incompatibility between monomers and N is the repeating unit in the copolymer, enables the prediction of the phase separation using experimentally validated phase diagrams (Fig. 4).⁹⁸ While the χ parameter generally decreases at high temperature, the high molar masses required for adequate mechanical properties do not enable reduction of the segregation strength below the order–disorder transition during the processing.

Morphologies featuring isolated rigid domains such as spheres are strongly favored, as they ensure that macroscopic strains are mainly distributed locally in the continuous rubbery phase. Such morphologies promote desirable features such as low Young's moduli, high elastic recovery at intermediate deformations, and strain hardening at high deformations due to the anchoring effect of rigid domains. More extended and continuous rigid domains, such as cylinders, bicontinuous structures or lamellae, lead to mechanical reinforcement and higher tensile strengths and Young's moduli, at the expense of lower extensibility and elastic recovery.⁹⁷ The presence of a yield point at low strains typically corresponds to irreversible rupture at interfaces between hard and soft domains, or partial fragmentation of elongated hard domains. Correspondingly, a significant stress softening is observed after the first cycle, which may lead in the subsequent cycles to very good elastic recoveries.

This feature also illustrates the importance of the processing during the manufacture of parts with TPEs: these

materials have been intrinsically designed to enable fast processing such as injection molding or blow molding, and the resulting nanoscale morphologies might be far from those obtained after extended annealing using solvents or thermal processes. As a result, phase diagrams might be rather seen as guides for the design of the macromolecular structure rather than limitations to follow scrupulously.

The rules guiding the self-assembly in amorphous, strongly separated BCPs become much more complex in copolymers containing one or more crystallizable blocks, and in this phase separation is driven by crystallization.¹⁰⁰ Complex processes can occur when two distinct phase separation mechanisms are simultaneously present (block incompatibility and crystallization): the final structure is influenced both by the segregation strength and the sequence of phase transformations occurring during the cooling from the melt.^{101–103} Distinct morphologies can be obtained when the crystallization remains confined within preformed microdomains, breaks out of the microdomains, or alters their shape by a templating process.¹⁰⁴

The effective relationships between the macromolecular structures of the BCPs, their morphology, and the mechanical properties at large strains (*e.g.* strain hardening and elastic recovery) are highly complex. They can also depend on the processing, might be heavily modified by carefully selected or fortuitous formulations (*e.g.* the presence of a small fraction of diblock copolymers with the triblock copolymer), and are still largely studied experimentally with a case-by-case approach.



Fig. 4 χN versus f_{PI} diagram for PI-*b*-PS diblock copolymers. Open and filled circles represent the order–order (OOT) and order–disorder (ODT) transitions, respectively. The dash–dot curve is the mean field prediction for the ODT. Solid curves have been drawn to delineate the different phases observed but might not correspond to precise phase boundaries. Reproduced from ref. 99 with permission from American Chemical Society, copyright 1995.

A few general rules can however be relevant: the minimum anchoring length for amorphous rigid segments in triblocks is expected to be approximately their entanglement molar mass, and the middle rubbery block should be well entangled ($M_{n,rubbery} > 3 M_{e,rubbery}$). In comparison, multiblock segmented copolymers can tolerate shorter rigid segments as the rubber elasticity is due to multiple anchoring sites. A high polydispersity in the BCPs is not necessarily disastrous as long as rigid segments are properly anchored in well-segregated domains, and if the presence of elastically inactive chains (*e.g.* diblocks and unentangled chains) is kept under control.

3.2. Thermoplastic elastomers resulting from CCT(co)P and CSP

In addition to the large availability and low cost of olefinic monomers, their main advantage as TPEs is derived from the high crystallinity of well-controlled segments such as *i*PP or linear PE and their superior chemical resistance (they are practically not soluble in any known solvent at room temperature). The low entanglement molecular weight of common polyolefins is also highly beneficial in yielding materials with high rubber moduli or to accommodate BCPs with relatively low molar mass ($M_n < 150 \text{ kg mol}^{-1}$). While the service temperature range is primarily limited by the melting temperature of the crystalline blocks, the whole melting range is also very important. In TPEs featuring less defined crystalline segments or poor crystallization-induced phase separation, the elastic

recovery at large strains might be strongly degraded at even 30–60 °C below the T_m .

In this section, we review more specifically the mechanical properties of TPEs synthesized using CCT(co)P and CSP. The nomenclature of the block copolymers discussed is kept the same as in the original publications in order to facilitate their identification in the figures. However, additional explanations will be provided when necessary for clarity.

As shown in the first part of this review, significant advancements in the design of OBCs were achieved in 2006, when Arriola *et al.*²³ reported the synthesis of MBC composed of ethylene and 1-octene *via* the chain shuttling polymerization mechanism (section 2.3.1). These materials exhibited an alternation of semi-crystalline hard blocks (low 1-octene content) and amorphous soft blocks (high 1-octene content). Optimized formulations revealed tensile strengths ranging from 3 to 13 MPa and elongations at break between 480 and 1540%.¹⁰⁵ The temperature gap between the T_g (–64 to –54 °C) and T_m (≈ 120 °C) made these TPEs suitable for applications covering a wide temperature range.²³ Recently, through in-depth studies, Auriemma *et al.*⁵⁸ provided additional information on the structure–property relationship of these commercial elastomers.¹⁰⁶ While exact determination of segment lengths still remains a challenge, it was demonstrated that for comparable overall molar masses and compositions, an architecture featuring a large number of short segments (*e.g.* about 14) was preferred over a low number of long segments (*e.g.*



Fig. 5 Illustration of multiblock copolymers with identical chain molar masses but varying mechanical properties. (a) Chains containing a low number of high molar mass hard–soft diblock units (loose elastomer network). (b) Chains containing a high number of low molar masses hard–soft diblock units (tight elastomer network). Adapted from ref. 106 with permission from Elsevier, copyright 2018.

about 4) (Fig. 5a and b). This example illustrates one of the many requisites that must be met for TPEs obtained by CSP: in addition, the hard segments must be highly crystalline and with sufficient length to induce phase separation.

Since then, many research groups have been interested in this CSP methodology, involving chain transfer. In recent years, several successful syntheses of MBC composed of olefinic, styrenic, or diene monomers have been reported (see section 2.3). However, few of these materials, if any, have proven to be promising candidates for applications as TPE materials. One promising example from researchers at the University of Naples was recently reported with a multiblock copolymer based on ethylene and hexadec-1-ene (see section 2.3.1).⁵⁸ This copolymer consists of an alternation of semi-crys-

talline hard blocks, with a low content of *n*-hexadec-1-ene units, and amorphous soft blocks, with high content of hexadec-1-ene units. Mechanical property analysis at 25 °C of a sample containing 20 wt% of hard blocks revealed a soft TPE behavior (Fig. 6a), with no pronounced yielding, good elastic recovery, and a deformation at break equal to 1600% for a low tensile strength ($\sigma_b = 3.1$ MPa).

At –15 °C, the mechanical behavior of this sample undergoes considerable changes with a notable increase in Young's modulus reaching 59 MPa and a tensile strength of 8.7 MPa. This remarkable reinforcement was attributed to the crystallization of the long side chain of the hexadec-1-ene unit below 2 °C.

While CSP produces MBC from a starting monomer feed using a single polymerization process, the CCT(co)P method



Fig. 6 (a) Stress–strain curves for statistical multiblock copolymers based on ethylene and hexadec-1-ene containing 20 wt% of hard block obtained at 25 °C and –15 °C. (b) Simplified model for the crystallization behavior of the MBC samples stretched at high deformations at 25 °C and then cooled to –15 °C. The model does not account for the increase in the degree of deformation of the main chain crystals occurring at low temperatures. Adapted from ref. 58 with permission from American Chemical Society, copyright 2024.

appears easier to implement in polyolefin TPEs as it involves only one catalyst and one CTA. The production of MBC, however, relies on successive changes in monomer feed or combination with other polymerization techniques.

One of the earliest examples of TPE obtained by CCTP was documented by Lee. PE-*b*-PEP-*b*-PE triblock copolymers were obtained by coupling PE-*b*-PEP diblocks at the extremities of the PEP block (see section 2.2.1).¹³ The transition from a diblock copolymer to a triblock copolymer resulted in a significant increase in tensile strength and elongation at break (entry 4 *vs.* entry 5 in Fig. 7a). As the fraction of the PE block increased from 15 to 25 wt% within the triblock copolymer (Fig. 7a, entry 4, 7 and 8), the elongation at break decreased from 1260 to 1100 and 820% while the tensile strength remained almost constant (5.2–5.4 MPa). In the cyclic tensile test with up to 100% deformation, the triblock copolymer (labeled entry 4 in Fig. 7a) exhibited an irreversible deformation of 38% during the first cycle (Fig. 7b), followed by relatively good recoveries and no rupture during the subsequent nine cycles. In contrast, the diblock copolymer showed increased brittleness and failed the cyclic tensile test even at low elongation. The presence of a clear yield point in the tensile tests, as well as a relatively modest elastic recovery performance typically indicated that PE domains are not sufficiently dispersed, and that the mechanical strength of these domains is not sufficient, probably due to an insufficient crystallinity.

Triblock and multiblock copolymers containing highly semi-crystalline PE hard segments and soft EBR segments were obtained *via* the development of a bimetallic CTA (see Scheme 32 and section 2.2.2).⁵⁵ These block copolymers are organized into lamellar structures induced by the crystallization of the disordered melt (Fig. 8).

The triblock copolymer PE_{3k}-*b*-EBR_{30k}-*b*-PE_{3k} (Fig. 9a), composed of low M_n PE segments, showed limited strength ($\sigma_{\max} = 1.5$ MPa) and low elongation ($\epsilon_b = 580\%$) which were attributed to the relatively easy fragmentation or chain pullout from crystalline lamellae composed of a small number of M_n PE blocks (Fig. 9a). In contrast, the triblock PE_{6k}-*b*-EBR_{60k}-*b*-PE_{6k} with longer PE segments exhibited significantly higher strength, with a slight yield point at low deformations and a pronounced strain hardening occurring beyond 600% elongation (Fig. 9a), similar to those of chemically crosslinked elastomers. The ultimate elongation and strength are 1450% and 4.4 MPa, respectively, while the elastic recovery is above 85% after 9 cycles. We note, as discussed above, that the non-recoverable deformation essentially originates from the first cycle. These data also illustrate clearly some features that must be considered when analyzing cycling testing, as the low molar mass copolymer PE_{3k}-*b*-EBR_{30k}-*b*-PE_{3k} presented higher elastic recoveries while showing clearly much poorer tensile properties than PE_{6k}-*b*-EBR_{60k}-*b*-PE_{6k}. These contradictory results are due to the combination of a much lower initial yield stress for PE_{3k}-*b*-EBR_{30k}-*b*-PE_{3k} and the fact that 300% deformation in these samples is not yet sufficient to truly probe elasticity, as the strain hardening region rather starts above 600% deformation.

Finally, the mechanical property analysis of the multiblock (labeled 11d in Fig. 9a) composed of seven alternating PE_{3k} and EBR_{10k} segments showed considerably improved strength ($\sigma_b = 3.2$ MPa) compared to the PE_{3k}-*b*-EBR_{30k}-*b*-PE_{3k} triblock copolymer, but with almost identical elongation at break ($\epsilon_b = 650\%$).

Very recently, Li *et al.* reported the synthesis of OBCs comprising semi-crystalline *i*PP segments and soft segments containing propylene and α -olefin (see section 2.2.1).⁴⁷ Uniaxial tensile tests were conducted to examine the impact of the M_n of the hard and soft blocks, as well as the composition of the



Fig. 7 (a) Comparison of the stress–strain curves of PE-*b*-PEP-*b*-PE triblock copolymers (labeled entries 4, 7 and 8) with that of the PE-*b*-PEP diblock copolymer (labeled entry 5). (b) Cyclic tensile tests of the triblock copolymer PE-*b*-PEP-*b*-PE (labeled entry 4 in a). Adapted from ref. 13 with permission from American Chemical Society, copyright 2018.



Fig. 8 PeakForce AFM images (modulus) of $PE_{3k}\text{-}b\text{-}EBR_{30k}\text{-}b\text{-}PE_{3k}$ (left) and $PE_{6k}\text{-}b\text{-}EBR_{60k}\text{-}b\text{-}PE_{6k}$ (right). Reproduced from ref. 55 with permission from John Wiley and Sons, copyright 2023.



Fig. 9 (a) Graph showing the results of tensile tests performed on $PE\text{-}b\text{-}EBR$ diblock, $PE\text{-}b\text{-}EBR\text{-}b\text{-}PE$ triblock, and multiblock copolymers. (b) Elastic recovery following repetitive 300% tensile cycles of the block copolymers at room temperature. Adapted from ref. 55 with permission from John Wiley and Sons, copyright 2023.

soft blocks, on the mechanical properties of the OBCs. In this case the copolymer samples were named $P_x\text{-}(P/M^n)_y$, where the subscripts x and y denote the polymerization time (min) for the propylene homopolymerization (synthesis of the first block) and the copolymerization (synthesis of the second block), respectively; P denotes propylene; M denotes the comonomer ($O = 1\text{-octene}$, $Od = 1\text{-octadecene}$, and $E = \text{ethylene}$) in the copolymerization; and n denotes the average comonomer content (mol%) in copolymers.

For a comparable α -olefin content, the $P_2\text{-}(P/O^{17})_{15}$ diblock copolymer in Fig. 10a exhibits significantly higher tensile strength and elongation at break than the random copolymer $(P/O^{21})_{15}$. For the elastomeric OBCs with similar block molar

masses but different α -olefin contents, the tensile strength decreased with increasing α -olefin content. For example, the tensile strength decreased from 25 MPa for $P_2\text{-}(P/O^7)_{15}$ to 14 MPa for $P_2\text{-}(P/O^{17})_{15}$ when the 1-octene content increased from 7.1 to 16.8 mol% (Fig. 10a). According to the authors, these differences are attributed to variations in the crystallinity levels within the materials. To further investigate the elastomeric properties of OBCs with high soft block fractions, step cycle tensile tests were conducted to examine the elastic recovery of these OBCs (Fig. 10b). The block copolymers $P_2\text{-}(P/O^7)_{15}$ and $P_2\text{-}(P/Od^6)_{15}$ with similar M_n and α -olefin contents but different branch lengths exhibited similar ER values of 57.5% and 54.6%, respectively. For a similar M_n , the ER increased



Fig. 10 (a) Graph showing tensile test results for (P/O) homopolymers and P(P/O) and (P/Od) diblock copolymers. (b) Strain recovery of (P/O) homopolymers and representative P(P/O) and (P/Od) diblock copolymers as a function of applied stresses. Reproduced from ref. 47 with permission from American Chemical Society, copyright 2024.

from 57.5% for $P_2-(P/O^7)_{15}$ to 83.8% for $P_2-(P/O^{17})_{15}$, when the α -olefin content increased from 7.1 to 16.8 mol%, and the difference is due to better entanglement of chains containing more α -olefins in the soft block. These results suggest that α -olefin content is the main factor affecting the ER of OBCs with similar M_n , while the nature of α -olefin has a lower impact on ER.

Furthermore, the tensile performance of OBCs containing poly(propylene-*co*-ethylene) copolymer segments as soft blocks was tested for comparison. The results showed a lower elongation at break presumably due to reduced chain entanglement (Fig. 11).

The limitations of current catalytic systems to the polymerization of specific olefins and α -olefins have motivated

researchers to develop new synthetic strategies to access new classes of high-performance TPEs, particularly those incorporating styrenic groups capable of imparting rigidity and resistance to the material. As shown previously, the combination of a CTA bearing a vinylbenzene end group and an anionic polymerization preinitiator, pentylallyl-Li(PMDTA), enabled the synthesis of PS-*b*-PEH-*b*-PS (SEHS) triblock copolymers,⁶⁶ structurally similar to commercially available SEBS TPEs (see section 2.4.2).

The first resulting SEHS with a M_w of 146 kg mol⁻¹ and a composition of ethylene, 1-hexene, and styrene at 45, 30, and 25 wt%, respectively (Table 6, and Fig. 12a, entry 1) was compared to a commercial SEBS (Kraton G1651) (Table 6, and Fig. 12a, entry 8) with an equivalent molar mass ($M_w = 139$ kg mol⁻¹). Tensile tests showed similar tensile strength and elongation at break for the two samples, with $\sigma_b = 22$ MPa and $\epsilon_b = 1700\%$ for SEHS compared to $\sigma_b = 29$ MPa and $\epsilon_b = 2000\%$ for the SEBS. Increasing the 1-hexene content from 30 to

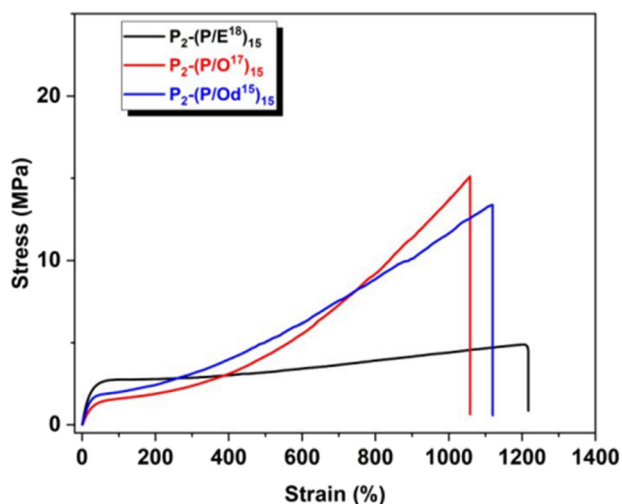


Fig. 11 Graph showing tensile test results for P-(P/E), P-(P/O) and P-(P/Od) diblock copolymers. Reproduced from ref. 47 with permission from American Chemical Society, copyright 2024.

Table 6 Microstructural and mechanical characterization data for SEHS triblock copolymers

Entry	Ethylene content ^a (wt%)	Hexene content ^a (wt%)	Styrene content ^a (wt%)	σ_b^b (MPa)	ϵ_b^b (%)
1	44.9	30.4	25.0	22	1700
2	41.4	36.6	22.1	18	2500
3	43.6	23.7	32.6	35	1300
4	37.9	28.5	33.6	7	1700
5	37.7	31.0	31.3	12	1800
6	41.1	33.2	25.7	20	2200
7	43.6	31.9	24.5	23	1900
8	43.4	24.8 ^c	31.8	29	2000

^a Values determined by ¹H NMR. ^b Data obtained from stress-strain curves. ^c wt% of 1-butene in a commercial SEBS copolymer determined by ¹H NMR.



Fig. 12 (a) Stress–strain curves for of PS-*b*-PEH-*b*-PS (SEHS) and commercial-grade SEBS (Kraton G1651). (b) TEM images of prepared SEHS (entry 7) and commercial-grade SEBS (Kraton G1651). Reproduced from ref. 66 with permission from American Chemical Society, copyright 2020.

37 wt% resulted in an increase in elongation at break for the SEHS from 1700% to 2500% (Table 6, and Fig. 12a, entries 1 and 2), but the ultimate tensile strength decreased from 22 to 18 MPa. Varying the styrene content from 25 to 33 wt% increased the ultimate tensile strength from 22 to 35 MPa (Table 6, and Fig. 12a, entry 3), whereas the elongation at break decreased from 1700% to 1300%. SEHS with stress–strain characteristics comparable to commercial-grade SEBS (Table 6, and Fig. 12a, entry 7) was analyzed by TEM. The images (Fig. 12b) showed a well-ordered lamellar structure for the SEBS, while the SEHS exhibited a disordered spherical structure. This morphological difference was attributed to the dispersity differences between the two samples. Finally, as a comparative measure, blends of PP/SEHS and PP/SEBS were formulated to assess their efficacy as toughening agents for commercial PP (CB5230). It was notably observed that substituting SEBS with the prepared SEHS led to a noticeable enhancement in impact strength, while the tensile properties were maintained at a similar level.⁶⁶

As we have discussed above, one major limitation of such styrenic symmetric triblocks is the high viscosity due to strong

phase separation between the PS and olefinic domains occurring even in the melt. To overcome such limitations, CCT(co)P could be combined with anionic polymerization to yield *asymmetric* triblock copolymers. In a recent illustration, Boisson *et al.* showed that switching from the anionic polymerization of styrene to a sequenced CCT(co)P of ethylene/butadiene and then ethylene enabled obtaining PS-EBR-PE triblock copolymers featuring a central rubbery segment, and a glassy PS segment and a highly crystalline PE segment at the extremities (see section 2.4.3).⁷⁴ This particular structure enabled a dual phase separation that combines strong segregation between PS and olefin domains in the melt, and crystallization-induced phase separation within the olefin domains at service temperatures (Fig. 13).

In practice, this strategy offered an excellent compromise between moderate viscosities in the melt, as these TPEs rather behave effectively as phase-separated diblocks and not triblocks, and very good mechanical properties in service as the anchoring of rubbery chains occurs in two distinct rigid domains (one glassy and one crystalline). Comparison of the mechanical properties (Fig. 14) with those of purely semicrys-



Fig. 13 Peak-force AFM adhesion images of asymmetric triblocks; from left to right: PS_{6k}-*b*-EBR_{60k}-*b*-PE_{6k}, PS_{10k}-*b*-EBR_{60k}-*b*-PE_{6k} and PS_{20k}-*b*-EBR_{60k}-*b*-PE_{6k}. Reproduced from ref. 74 with permission from John Wiley and Sons, copyright 2025.



Fig. 14 (a) Tensile testing of PS-EBR-PE triblock copolymers. (b) Elastic recovery after cyclic extension of the samples with up to 300% elongation. Reproduced from ref. 74 with permission from John Wiley and Sons, copyright 2025.

talline TPE such as PE-EBR-PE (Fig. 9) shows significantly improved tensile strengths and elastic recovery ($\sigma_b > 6$ MPa and recovery $> 95\%$ after 9 cycles for the sample PS_{10k}-b-EBR_{60k}-b-PE_{6k}).

3.3. Conclusion on the investigation of the mechanical properties of BCP obtained by CCTP and CSP

In recent years, numerous catalytic complexes have been employed to synthesize block or multiblock copolymers with precision and efficiency *via* CCTP or CSP (Table 7). Olefin multiblock copolymers obtained through CSP, comprising semi-crystalline hard ethylene-rich blocks and soft amorphous α -olefin-rich blocks, have swiftly found industrial applications owing to their high deformation resistance and elongation capacity exceeding 1500%. Subsequently, the utilization of CCTP has facilitated the design of diblock and triblock copolymers consisting of semi-crystalline polyolefin hard segments and amorphous soft segments based on ethylene and dienes or α -olefins. The stress-strain curves of these copolymers have exhibited breaking strengths of up to 25 MPa for an elongation of 1100%, directly rivaling commercial TPEs. The switch method enabling the transition from CCTP to anionic polymerization has proven to be an effective route for producing olefin-based SBCs. Their tensile strength, reaching 35 MPa with a minimal elongation of 1300%, positions them as serious contenders to replace current SEBS obtained through

anionic polymerization and post-polymerization hydrogenation. Advances in synthetic chemistry are crucial for the future development of TPEs. The preparation of polar, biodegradable, temperature-resistant, and environmentally resistant TPEs, using readily available monomers and polymerization methods such as CCTP, with high atom economy, could lead to high-performance materials with significant industrialization potential.

4. Summary and outlook

The use of CCTP for olefin polymerization has emerged as a straightforward and economical approach to produce POs under mild conditions. The metal-polymer bonds generated during synthesis have been found to be easily functionalizable, allowing for the formation of species with hydroxyl, iodo, or thiol terminal groups. The reaction of these hydroxyl- and thiol-terminated POs with lactones or lactides facilitates the ring-opening polymerization of these monomers, thereby enabling the formation of diblock copolymers composed of apolar PO-based segments and polar polyester-based segments. Some researchers have also exploited CCTP products to form macro-initiators for RDRP. The combination of CCTP with techniques such as ATRP and NMP has enabled the formation of new block copolymers based on POs (or conjugated

Table 7 Summary of mechanical characteristics and synthesis techniques for block and multiblock copolymers

Polymerization method	Copolymer	σ_b (MPa)	ϵ_b (%)	E (MPa)	Ref.
Chain shuttling	Multiblock E/Oct	3–13	450–1540	—	23
Chain shuttling	Multiblock E/Oct	25 °C : 3.1 –15 °C : 9	1600–800	2.4 110	58
CCTP	PE- <i>b</i> -PEP- <i>b</i> -PE	5.2–5.4	820–1260	nd	13
CCTP	PE- <i>b</i> -EBR- <i>b</i> -PE and E/EBR multiblock	1.5–> 4.4	580–1450	7.6–16.8	55
CCTP	(P/O), P(P/O), P(P/Od), and P(P/E)	4.9–25	990–1200	1.5–23.8	47
CCTP and anionic polymerization	PS- <i>b</i> -EBR- <i>b</i> -PE	3–9	>1400	6–22	74
CCTP and anionic polymerization	PS- <i>b</i> -PEH- <i>b</i> -PS	7–35	1300–2500	nd	66
Anionic polymerization	SEBS (Kraton G1651)	29	2000	nd	66

dienes) and polyacrylate or polystyrene. Various coupling reactions, including cycloaddition, transesterification, hetero-Diels–Alder, and Thia-Michael reactions, have been employed to couple initially functionalized polyolefins produced by CCTP, which has allowed the generation of a wider range of apolar–polar block copolymers. However, the non-quantitative functionalization of the chain end, along with the sometimes significant number of steps required to obtain the desired product, remain major obstacles to the potential industrialization of these block copolymer design methods.

The successive polymerization of ethylene, dienes, or cyclic monomers (lactones, lactides, cyclic ethers, and cyclic carbonates) without prior end-group functionalization of the polymers derived from CCTP has demonstrated a particularly promising approach for the synthesis of block copolymers. The sole variation of monomer concentration in the reaction medium during polymerization enabled the synthesis of several well-defined block copolymers, suitable for high-performance applications such as TPEs (PE-*b*-EBR-*b*-PE and PE-*b*-PEP-*b*-PE).

The combination of two active sites (metal center) along with a reversible chain storage site (chain shuttling agent) during chain shuttling polymerization enabled the tailored synthesis of multiblock copolymers. By maintaining a constant monomer concentration in the reaction medium and selectively adjusting each catalyst's ability to stereospecifically insert a monomer or copolymerize an olefin, 1,3-dienes, and styrene, multiblock copolymers were efficiently produced *via* the chain shuttling mechanism. Recently, the CSP concept has also been extended to cyclic ester polymerization, leading to innovative polylactide-based block copolymers.¹⁰⁷

The limitations of current catalytic systems for the polymerization of olefins and α -olefins have prompted researchers to develop new synthetic strategies to access new classes of high-performance TPEs, particularly those incorporating styrenic groups capable of conferring rigidity and strength to materials. The combination of a CTA bearing a vinylbenzene terminal group and an anionic polymerization pre-initiator, pentylallyl-Li(PMDTA), has enabled the synthesis of PS-*b*-PEH-*b*-PS (SEHS) triblock copolymers with structure and mechanical properties similar to commercially available SEBS TPEs. However, further optimization of this synthetic process is crucial to better control anionic polymerization and prevent side reactions such as the undesired formation of homopolymers. Moreover, the high temperature (110 °C) required to form the PS blocks by anionic polymerization constitutes a major drawback for optimal control of the reaction.

The switch from anionic polymerization to CCTP has demonstrated high robustness through a better-controlled anionic polymerization reaction. This is characterized by low dispersities and a close match between theoretical and experimental molar masses. This strategy, which allows for anionic polymerization under mild conditions (40 °C), opens a very promising pathway for the design of new block copolymers, particularly triblock copolymers with elastomeric properties. For instance, it would be possible to design with this method-

ology P-TPEs that incorporate glassy blocks with high T_g , thereby broadening the application range of these materials.

There is no doubt that CCTP will continue to develop over the coming years, opening the way to new macromolecular architectures. The possibilities are numerous. They concern not only the combination of catalysts in CSP, but also the combination of different polymerization chemistries, which can be carried out successively or in a single step. A major challenge concerns the design of TPEs with a higher service temperature, particularly at high temperatures, which requires the introduction of high T_g or T_m hard blocks.

Author contributions

Conceptualization, CB; writing—original draft preparation, SA; and writing—review and editing, SA, FDA, DM and CB. All authors have read and agreed to the published version of the manuscript.

Conflicts of interest

The authors declare no conflict of interest.

Data availability

No primary research results, software or code have been included and no new data were generated or analysed as part of this review.

Acknowledgements

The authors thank the Centre National de la Recherche Scientifique (CNRS) for funding under the interdisciplinary program '80 Prime', and the Manufacture Française des Pneumatiques Michelin for support.

References

- 1 H.-C. Kim, S.-M. Park and W. D. Hinsberg, *Chem. Rev.*, 2010, **110**, 146–177.
- 2 S. Rutkowski, A. Zych, M. Przybysz, M. Bouyahyi, P. Sowinski, R. Koevoets, J. Haponiuk, R. Graf, M. R. Hansen, L. Jasinska-Walc and R. Duchateau, *Macromolecules*, 2017, **50**, 107–122.
- 3 H. Feng, X. Lu, W. Wang, N.-G. Kang and J. W. Mays, *Polymers*, 2017, **9**, 494.
- 4 H. Dau, G. R. Jones, E. Tsogtgerel, D. Nguyen, A. Keyes, Y.-S. Liu, H. Rauf, E. Ordonez, V. Puchelle, H. Basbug Alhan, C. Zhao and E. Harth, *Chem. Rev.*, 2022, **122**, 14471–14553.
- 5 W. Wang, W. Lu, A. Goodwin, H. Wang, P. Yin, N.-G. Kang, K. Hong and J. W. Mays, *Prog. Polym. Sci.*, 2019, **95**, 1–31.

- 6 N. Hadjichristidis, H. Iatrou, M. Pitsikalis and J. Mays, *Prog. Polym. Sci.*, 2006, **31**, 1068–1132.
- 7 C. M. Bates and F. S. Bates, *Macromolecules*, 2017, **50**, 3–22.
- 8 K. T. Delaney and G. H. Fredrickson, *J. Phys. Chem. B*, 2016, **120**, 7615–7634.
- 9 H. Wang, S. Li, J. Zeng and T. Zhang, *J. Chem. Phys.*, 2025, **162**, 104105.
- 10 N. Hu, C.-K. Mai, G. H. Fredrickson and G. C. Bazan, *Chem. Commun.*, 2016, **52**, 2237–2240.
- 11 S. Nojiri, S. Kimata, K. Ikeda, T. Senda, A. W. Bosman, J. W. Peeters and H. M. Janssen, *Macromolecules*, 2017, **50**, 5687–5694.
- 12 H. Ohtaki, F. Deplace, G. D. Vo, A. M. LaPointe, F. Shimizu, T. Sugano, E. J. Kramer, G. H. Fredrickson and G. W. Coates, *Macromolecules*, 2015, **48**, 7489–7494.
- 13 S. D. Kim, T. J. Kim, S. J. Kwon, T. H. Kim, J. W. Baek, H. S. Park, H. J. Lee and B. Y. Lee, *Macromolecules*, 2018, **51**, 4821–4828.
- 14 A. Sakuma, M.-S. Weiser and T. Fujita, *Polym. J.*, 2007, **39**, 193–207.
- 15 G. W. Coates, P. D. Hustad and S. Reinartz, *Angew. Chem., Int. Ed.*, 2002, **41**, 2236.
- 16 Y. Kang, H. Wang, X. Li, F. Meng, H. Liu, Y. Xiao, Z. Jiang, H. Gao, C. Liu, F. Wang, L. Pan and Y. Li, *Macromolecules*, 2024, **57**, 4208–4219.
- 17 R. Kempe, *Chem. – Eur. J.*, 2007, **13**, 2764–2773.
- 18 A. Valente, A. Mortreux, M. Visseaux and P. Zinck, *Chem. Rev.*, 2013, **113**, 3836–3857.
- 19 R. Mundil, C. Bravo, N. Merle and P. Zinck, *Chem. Rev.*, 2024, **124**, 210–244.
- 20 V. C. Gibson, *Science*, 2006, **312**, 703–704.
- 21 L. R. Sita, *Angew. Chem., Int. Ed.*, 2009, **48**, 2464–2472.
- 22 F. D'Agosto and C. Boisson, *Aust. J. Chem.*, 2010, **63**, 1155–1158.
- 23 D. J. Arriola, E. M. Carnahan, P. D. Hustad, R. L. Kuhlman and T. T. Wenzel, *Science*, 2006, **312**, 714–719.
- 24 C. J. Han, M. S. Lee, D.-J. Byun and S. Y. Kim, *Macromolecules*, 2002, **35**, 8923–8925.
- 25 F. Jamali, D. Hassanian-Moghaddam, S. Ahmadjo, S. M. M. Mortazavi, Y. Maddah and M. Ahmadi, *Eur. Polym. J.*, 2022, **169**, 111142.
- 26 A. A. Burkey, D. M. Fischbach, C. M. Wentz, K. L. Beers and L. R. Sita, *ACS Macro Lett.*, 2022, **11**, 402–409.
- 27 J. O. Ring, R. Thomann, R. Mülhaupt, J. Raquez, P. Degée and P. Dubois, *Macromol. Chem. Phys.*, 2007, **208**, 896–902.
- 28 J. Mazzolini, I. Mokthari, R. Briquel, O. Boyron, F. Delolme, V. Monteil, D. Bertin, D. Gigmes, F. D'Agosto and C. Boisson, *Macromolecules*, 2010, **43**, 7495–7503.
- 29 C. Lefay, D. Glé, M. Rollet, J. Mazzolini, D. Bertin, S. Viel, C. Schmid, C. Boisson, F. D'Agosto, D. Gigmes and C. Barner-Kowollik, *J. Polym. Sci., Part A: Polym. Chem.*, 2011, **49**, 803–813.
- 30 S. K. T. Pillai, W. P. Kretschmer, M. Trebbin, S. Förster and R. Kempe, *Chem. – Eur. J.*, 2012, **18**, 13974–13978.
- 31 H. Kaneyoshi, Y. Inoue and K. Matyjaszewski, *Macromolecules*, 2005, **38**, 5425–5435.
- 32 G. J. P. Britovsek, S. A. Cohen, V. C. Gibson and M. Van Meurs, *J. Am. Chem. Soc.*, 2004, **126**, 10701–10712.
- 33 F. Wang, B. Dong, H. Liu, J. Guo, W. Zheng, C. Zhang, L. Zhao, C. Bai, Y. Hu and X. Zhang, *Macromol. Chem. Phys.*, 2015, **216**, 321–328.
- 34 L. Jasinska-Walc, M. Bouyahyi, P. Lorenc, A. L. Heeneman, R. Duchateau, A. Rózański and K. V. Bernaerts, *Polymer*, 2018, **147**, 121–132.
- 35 R. Godoy Lopez, C. Boisson, F. D'Agosto, R. Spitz, F. Boisson, D. Gigmes and D. Bertin, *J. Polym. Sci., Part A: Polym. Chem.*, 2007, **45**, 2705–2718.
- 36 R. Briquel, J. Mazzolini, T. Le Bris, O. Boyron, F. Boisson, F. Delolme, F. D'Agosto, C. Boisson and R. Spitz, *Angew. Chem., Int. Ed.*, 2008, **47**, 9311–9313.
- 37 E. Espinosa, B. Charleux, F. D'Agosto, C. Boisson, R. Tripathy, R. Faust and C. Soulié-Ziakovic, *Macromolecules*, 2013, **46**, 3417–3424.
- 38 T. Li, W. J. Wang, R. Liu, W. H. Liang, G. F. Zhao, Z. Li, Q. Wu and F. M. Zhu, *Macromolecules*, 2009, **42**, 3804–3810.
- 39 J. T. Offenloch, S. Norsic, H. Mutlu, M. Taam, O. Boyron, C. Boisson, F. D'Agosto and C. Barner-Kowollik, *Polym. Chem.*, 2018, **9**, 3633–3637.
- 40 E. Espinosa, M. Glassner, C. Boisson, C. Barner-Kowollik and F. D'Agosto, *Macromol. Rapid Commun.*, 2011, **32**, 1447–1453.
- 41 J. Mazzolini, O. Boyron, V. Monteil, F. D'Agosto, C. Boisson, G. C. Sanders, J. P. A. Heuts, R. Duchateau, D. Gigmes and D. Bertin, *Polym. Chem.*, 2012, **3**, 2383.
- 42 P. Li, Z. Fu and Z. Fan, *J. Appl. Polym. Sci.*, 2015, **132**, 42236.
- 43 A. Ginzburg, V. Ramakrishnan, L. Rongo, A. Rozanski, M. Bouyahyi, L. Jasinska-Walc and R. Duchateau, *Rheol. Acta*, 2020, **59**, 601–619.
- 44 H. Yasuda, M. Furo, H. Yamamoto, A. Nakamura, S. Miyake and N. Kibino, *Macromolecules*, 1992, **25**, 5115–5116.
- 45 T. Chenal, X. Olonde, J.-F. Pelletier, K. Bujadoux and A. Mortreux, *Polymer*, 2007, **48**, 1844–1856.
- 46 H. Gao, X. Lu, S. Chen, B. Du, X. Yin, Y. Kang, K. Zhang, C. Liu, L. Pan, B. Wang, Z. Ma and Y. Li, *Macromolecules*, 2022, **55**, 5038–5048.
- 47 Y. Kang, H. Wang, X. Li, F. Meng, H. Liu, Y. Xiao, Z. Jiang, H. Gao, C. Liu, F. Wang, L. Pan and Y. Li, *Macromolecules*, 2024, **57**, 4208–4219.
- 48 P. D. Hustad, R. L. Kuhlman, D. J. Arriola, E. M. Carnahan and T. T. Wenzel, *Macromolecules*, 2007, **40**, 7061–7064.
- 49 P. D. Hustad, G. R. Marchand, E. I. Garcia-Meitin, P. L. Roberts and J. D. Weinhold, *Macromolecules*, 2009, **42**, 3788–3794.
- 50 F. Wang, C. Zhang, Y. Hu, X. Jia, C. Bai and X. Zhang, *Polymer*, 2012, **53**, 6027–6032.
- 51 F. Wang, H. Liu, W. Zheng, J. Guo, C. Zhang, L. Zhao, H. Zhang, Y. Hu, C. Bai and X. Zhang, *Polymer*, 2013, **54**, 6716–6724.

- 52 W. Zheng, N. Yan, Y. Zhu, W. Zhao, C. Zhang, H. Zhang, C. Bai, Y. Hu and X. Zhang, *Polym. Chem.*, 2015, **6**, 6088–6095.
- 53 M. Zhang, L. Liu, R. Cong, J. Dong, G. Wu, F. Wang, H. Liu and X. Zhang, *Eur. Polym. J.*, 2021, **148**, 110355.
- 54 N. Baulu, M. Langlais, P. Dugas, J. Thuilliez, F. Jean-Baptiste-dit-Dominique, M. Lansalot, C. Boisson and F. D'Agosto, *Chem. – Eur. J.*, 2022, **28**, e202202089.
- 55 M. Langlais, N. Baulu, S. Dronet, C. Dire, F. Jean-Baptiste-dit-Dominique, D. Albertini, F. D'Agosto, D. Montarnal and C. Boisson, *Angew. Chem., Int. Ed.*, 2023, **62**, e202310437.
- 56 P. Zinck, A. Valente, A. Mortreux and M. Visseaux, *Polymer*, 2007, **48**, 4609–4614.
- 57 R. L. Kuhlman and J. Klosin, *Macromolecules*, 2010, **43**, 7903–7904.
- 58 A. Vittoria, G. Urciuoli, S. Costanzo, V. Ianniello, R. Cipullo, F. D. Cannavacciuolo, O. R. De Ballesteros, V. Busico, N. Grizzuti and F. Auriemma, *Macromolecules*, 2024, **57**, 1532–1545.
- 59 I. Tritto, L. Boggioni, G. Scalcione, D. Sidari and N. G. Galotto, *J. Organomet. Chem.*, 2015, **798**, 367–374.
- 60 H. Gao, S. Chen, B. Du, Z. Dai, X. Lu, K. Zhang, L. Pan, Y. Li and Y. Li, *Polym. Chem.*, 2022, **13**, 245–257.
- 61 N. Qiu, Z. Sun, F. Yu, K. Wang, C. Long, Z. Dong, Y. Li, K. Cao and Z.-R. Chen, *Macromolecules*, 2024, **57**, 5729–5738.
- 62 Y. Phuphuak, F. Bonnet, G. Stoclet, M. Bria and P. Zinck, *Chem. Commun.*, 2017, **53**, 5330–5333.
- 63 Q. Dai, X. Zhang, Y. Hu, J. He, C. Shi, Y. Li and C. Bai, *Macromolecules*, 2017, **50**, 7887–7894.
- 64 L. Pan, K. Zhang, M. Nishiura and Z. Hou, *Angew. Chem., Int. Ed.*, 2011, **50**, 12012–12015.
- 65 A. Valente, G. Stoclet, F. Bonnet, A. Mortreux, M. Visseaux and P. Zinck, *Angew. Chem., Int. Ed.*, 2014, **53**, 4638–4641.
- 66 J. C. Lee, K. L. Park, S. M. Bae, H. J. Lee, J. W. Baek, J. Lee, S. Sa, E. J. Shin, K. S. Lee and B. Y. Lee, *Macromolecules*, 2020, **53**, 7274–7284.
- 67 T. Chenal and M. Visseaux, *Macromolecules*, 2012, **45**, 5718–5727.
- 68 J. Y. Jeon, S. H. Park, D. H. Kim, S. S. Park, G. H. Park and B. Y. Lee, *J. Polym. Sci., Part A: Polym. Chem.*, 2016, **54**, 3110–3118.
- 69 T. J. Kim, J. W. Baek, S. H. Moon, H. J. Lee, K. L. Park, S. M. Bae, J. C. Lee, P. C. Lee and B. Y. Lee, *Polymers*, 2020, **12**, 537.
- 70 D. H. Kim, S. S. Park, S. H. Park, J. Y. Jeon, H. B. Kim and B. Y. Lee, *RSC Adv.*, 2017, **7**, 5948–5956.
- 71 S. S. Park, C. S. Kim, S. D. Kim, S. J. Kwon, H. M. Lee, T. H. Kim, J. Y. Jeon and B. Y. Lee, *Macromolecules*, 2017, **50**, 6606–6616.
- 72 C. Kim, S. Park, S. Kim, S. Kwon, J. Baek and B. Lee, *Polymers*, 2017, **9**, 481.
- 73 N. Baulu, M. Langlais, R. Ngo, J. Thuilliez, F. Jean-Baptiste-dit-Dominique, F. D'Agosto and C. Boisson, *Angew. Chem., Int. Ed.*, 2022, **61**, e202204249.
- 74 S. Alioui, M. Langlais, R. Ngo, K. Habhab, S. Dronet, F. Jean-Baptiste-dit-Dominique, D. Albertini, F. D'Agosto, C. Boisson and D. Montarnal, *Angew. Chem., Int. Ed.*, 2025, **64**, e202420946.
- 75 Exactitude Consultancy, <https://exactitudeconsultancy.com/fr/rapports/1584/march%C3%A9-des-%C3%A9lastom%C3%A8res-thermoplastiques/>, (accessed May 24, 2024).
- 76 G. Zanchin and G. Leone, *Prog. Polym. Sci.*, 2021, **113**, 101342.
- 77 R. B. Seymour and G. B. Kauffman, *J. Chem. Educ.*, 1992, **69**, 967.
- 78 M. Sun, Y. Xiao, K. Liu, X. Yang, P. Liu, S. Jie, J. Hu, S. Shi, Q. Wang, K. H. Lim, Z. Liu, B. Li and W. Wang, *Can. J. Chem. Eng.*, 2023, **101**, 4886–4906.
- 79 J. G. Drobny, *Handbook of thermoplastic elastomers*, 2nd edn., 2014.
- 80 M. Szwarc, M. Levy and R. Milkovich, *J. Am. Chem. Soc.*, 1956, **78**, 2656–2657.
- 81 H. Geoffrey and M. Ralph, Shell Oil Company, US3265765, 1966.
- 82 Kraton Corporation, <https://kraton.com/about/>.
- 83 S. Aoshima and S. Kanaoka, *Chem. Rev.*, 2009, **109**, 5245–5287.
- 84 A. Hirao, R. Goseki and T. Ishizone, *Macromolecules*, 2014, **47**, 1883–1905.
- 85 O. Dechy-Cabaret, B. Martin-Vaca and D. Bourissou, *Chem. Rev.*, 2004, **104**, 6147–6176.
- 86 N. Corrigan, K. Jung, G. Moad, C. J. Hawker, K. Matyjaszewski and C. Boyer, *Prog. Polym. Sci.*, 2020, **111**, 101311.
- 87 G. W. Coates, P. D. Hustad and S. Reinartz, *Angew. Chem., Int. Ed.*, 2002, **41**, 2236.
- 88 A. Hotta, E. Cochran, J. Ruokolainen, V. Khanna, G. H. Fredrickson, E. J. Kramer, Y.-W. Shin, F. Shimizu, A. E. Cherman, P. D. Hustad, J. M. Rose and G. W. Coates, *Proc. Natl. Acad. Sci. U. S. A.*, 2006, **103**, 15327–15332.
- 89 K. E. Crawford and L. R. Sita, *ACS Macro Lett.*, 2015, **4**, 921–925.
- 90 M. B. Harney, Y. Zhang and L. R. Sita, *Angew. Chem., Int. Ed.*, 2006, **45**, 2400–2404.
- 91 Adhesives & Sealants Industry, <https://www.adhesivesmag.com/articles/91909-self-assembling-acrylic-block-copolymers-for-enhanced-adhesives-properties>, (accessed May 20, 2024).
- 92 H. Wang, W. Lu, W. Wang, P. N. Shah, K. Misichronis, N. Kang and J. W. Mays, *Macromol. Chem. Phys.*, 2018, **219**, 1700254.
- 93 G. Holden, E. T. Bishop and N. R. Legge, *J. Polym. Sci.*, 1969, **26**, 37–57.
- 94 H. Watanabe, *Macromolecules*, 1995, **28**, 5006–5011.
- 95 K. R. Albanese, J. R. Blankenship, T. Quah, A. Zhang, K. T. Delaney, G. H. Fredrickson, C. M. Bates and C. J. Hawker, *ACS Polym. Au*, 2023, **3**, 376–382.
- 96 K. R. Albanese, J. R. Blankenship, T. Quah, A. Zhang, K. T. Delaney, G. H. Fredrickson, C. M. Bates and C. J. Hawker, *ACS Polym. Au*, 2023, **3**, 376–382.
- 97 M. Steube, T. Johann, R. D. Barent, A. H. E. Müller and H. Frey, *Prog. Polym. Sci.*, 2022, **124**, 101488.

- 98 F. S. Bates and G. H. Fredrickson, *Phys. Today*, 1999, **52**, 32–38.
- 99 A. K. Khandpur, S. Foerster, F. S. Bates, I. W. Hamley, A. J. Ryan, W. Bras, K. Almdal and K. Mortensen, *Macromolecules*, 1995, **28**, 8796–8806.
- 100 C. De Rosa, A. Malafrente, R. Di Girolamo, F. Auriemma, M. Scoti, O. Ruiz De Ballesteros and G. W. Coates, *Macromolecules*, 2020, **53**, 10234–10244.
- 101 Y.-L. Loo, R. A. Register and A. J. Ryan, *Macromolecules*, 2002, **35**, 2365–2374.
- 102 S. B. Myers and R. A. Register, *Macromolecules*, 2009, **42**, 6665–6670.
- 103 A. B. Burns and R. A. Register, *Macromolecules*, 2016, **49**, 269–279.
- 104 C. De Rosa, R. Di Girolamo, A. Malafrente, M. Scoti, G. Talarico, F. Auriemma and O. Ruiz De Ballesteros, *Polymer*, 2020, **196**, 122423.
- 105 INFUSETM Olefin Block Copolymers Product Selection Guide, <https://www.dow.com/en-us/document-viewer.html?randomVar=2768608821355614010&docPath=/content/dam/dcc/documents/788/788-08201-01-infuse-olefin-block-copolymers-selection-guide.pdf>, (accessed May 23, 2025).
- 106 F. Auriemma, C. De Rosa, M. Scoti, R. Di Girolamo, A. Malafrente, G. Talarico and E. Carnahan, *Polymer*, 2018, **154**, 298–304.
- 107 J. Meimoun, C. Sutapin, G. Stoclet, A. Favrelle, P. Roussel, M. Bria, S. Chirachanchai, F. Bonnet and P. Zinck, *J. Am. Chem. Soc.*, 2021, **143**, 21206–21210.