

# ChemComm

Accepted Manuscript



This is an *Accepted Manuscript*, which has been through the Royal Society of Chemistry peer review process and has been accepted for publication.

*Accepted Manuscripts* are published online shortly after acceptance, before technical editing, formatting and proof reading. Using this free service, authors can make their results available to the community, in citable form, before we publish the edited article. We will replace this *Accepted Manuscript* with the edited and formatted *Advance Article* as soon as it is available.

You can find more information about *Accepted Manuscripts* in the [Information for Authors](#).

Please note that technical editing may introduce minor changes to the text and/or graphics, which may alter content. The journal's standard [Terms & Conditions](#) and the [Ethical guidelines](#) still apply. In no event shall the Royal Society of Chemistry be held responsible for any errors or omissions in this *Accepted Manuscript* or any consequences arising from the use of any information it contains.

## Flexible macrocycles as versatile supports for catalytically active metal clusters

Received 00th January 20xx,  
Accepted 00th January 20xx

DOI: 10.1039/x0xx00000x

www.rsc.org/

Jason D. Ryan<sup>a</sup>, Kevin J. Gagnon<sup>b</sup>, Simon J. Teat<sup>b</sup> and Ruairaidh D. McIntosh<sup>\*a</sup>

Here we present three structurally diverse clusters stabilised by the same macrocyclic polyphenol; *t*-butylcalix[8]arene. This work demonstrates the range of conformations the flexible ligand is capable of adopting, highlighting its versatility in metal coordination. In addition, a Ti complex displays activity for the ring-opening polymerisation of lactide.

Transition metal nanoparticles often have properties quite distinct from those found in the bulk metal.<sup>1</sup> This has a particular relevance for catalysis where decreasing the particle size obscures the boundary between reactivity at a surface and that of a molecular complex. Upon doing so we transition from heterogeneous to homogeneous catalysis. Very small particles (< 50 Å) can be unstable (e.g. Ostwald ripening) and quickly aggregate to form larger species. Therefore, if we wish to create a continuum of sizes from monometallic complexes up to bulk metal we require a methodology to stabilise small particles and clusters. At the heart of cluster chemistry is a continued drive for controlled synthesis of targeted complexes. Supporting ligands are key to this achieving this aim as they provide predictable metal binding sites, improve solubility and ultimately stabilise the resultant cluster. Calix[*n*]arenes are a family of macrocycles composed of *n* phenolic groups linked by methylene bridges. They are an attractive choice for supporting ligands as they are cheap to produce and can be modified extensively using well established methodology.<sup>2</sup>

The first Ti-calix[*n*]arene complexes were published independently by Power<sup>3</sup> and Atwood<sup>4</sup> (Fig. 1, A and B respectively), more followed<sup>5</sup> with recent reports detailing mixed metal complexes<sup>6</sup> (e.g. Na/Ti species Fig. 1, C<sup>6a</sup>). In all TBC[4] complexes common binding motifs persist with the Ti

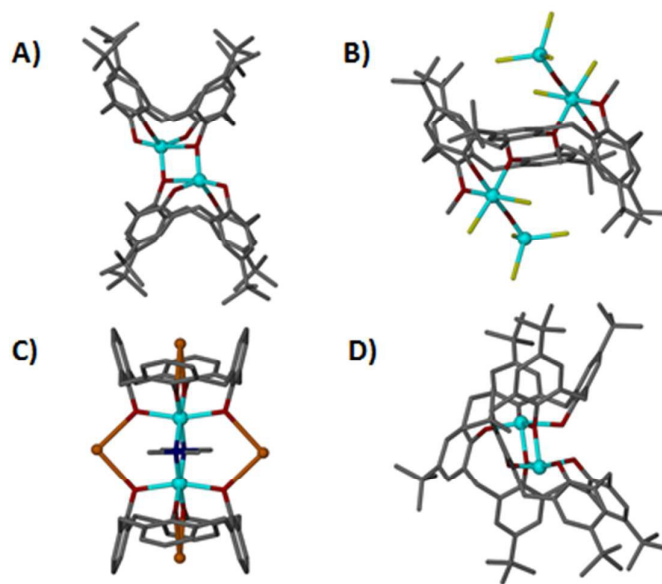


Fig. 1 Examples of Ti(IV) calix[*n*]arene complexes from Power, Atwood, Raston and Pedersen (A–D respectively). Clockwise from top left: Ti<sub>2</sub>TBC[4]<sub>2</sub> (A), Ti<sub>4</sub>TBC[6]Cl<sub>10</sub> (B), Ti<sub>2</sub>Na<sub>2</sub>C[4]<sub>2</sub> (C), [Ti<sub>2</sub>TBC[8](OiPr)<sub>2</sub>]<sup>-</sup> (D). Colour code: C = grey, O = red, Ti = blue, Cl = yellow, Na = orange. H-atoms omitted for clarity.

centre coordinated to all phenolate O atoms. Similarly, η<sup>4</sup>-coordination of TBC[4] to other high oxidation state transition/lanthanide metals is commonly observed.<sup>7</sup> Several Ti-TBC[4] complexes display catalytic activity in diverse fields such as the ring opening polymerisation of lactide,<sup>8</sup> aldol reactions<sup>9</sup> and olefin epoxidation.<sup>10</sup> It has been noted, in the case of multi-metallic species (i.e. those containing >1 Ti), that the complexes are stable in solution and increasing the number of metal centres has a positive effect on the catalytic reaction rate.<sup>9,11</sup> Less studied are the larger calixarenes such as *t*-butylcalix[8]arene (TBC[8]). To our knowledge the only reported Ti-TBC[8] complex is an anionic [Ti<sub>2</sub>(TBC[8])(O<sup>i</sup>Pr)<sub>2</sub>]<sup>-</sup> species (Fig. 1, D).<sup>12</sup> Here, the flexibility of the ligand allows it

<sup>a</sup>Institute of Chemical Sciences, Heriot-Watt University, Riccarton, Edinburgh, EH14 4AS (UK), E-mail: R.McIntosh@hw.ac.uk Tel: +44 (0)131 451 8039.

<sup>b</sup>Lawrence Berkeley National Laboratory, 1 Cyclotron Road, MS 6R2100, Berkeley, California 94720 (USA)

\*Electronic Supplementary Information (ESI) available: experimental detail, crystallographic information file (CIF) and additional diagrams.

See DOI: 10.1039/x0xx00000x

to adopt a C-shaped, ‘tennis-ball’ conformation, allowing each Ti(IV) to coordinate to four of the eight phenolic oxygens. Synthesis involves initial treatment of the calixarene with base (alkali metal or hindered amine) followed by addition of the Ti reagent. The same anionic Ti complex is formed regardless of the base used.

With a view to creating metallic clusters we began to explore the coordination chemistry of TBC[8]. The large number of donor atoms and the larger macrocyclic annulus (*c.f.* TBC[4]), increases the diversity of complex it could support. In addition, the variety of conformers the ligand can adopt<sup>13</sup> (and the low barrier to their interconversion) offers scope to create unusual binding motifs. We speculate that this could restrict access to a catalytically active core, thus influencing reactivity and selectivity. Our initial studies focussed on a salt-elimination reaction whereby the phenolic protons would be removed with a strong base prior to the addition of  $TiX_4$ . Treating TBC[8] with NaH in THF generated the anticipated anion due to deprotonation of the phenol/s. However, we noted no further reaction upon addition of  $TiCl_4$ . To investigate why the trans-metallation step was unsuccessful we sought to gain insight through isolation of the intermediate Na complex. Eight equivalents of NaH were added to a THF solution of TBC[8] which, after two hours, was then concentrated and chilled. After several days at  $-15^\circ\text{C}$ , small yellow single crystals formed. These degraded quickly in air and an X-ray diffraction study was hampered by their weak scattering. Despite the relatively poor data quality, a neutral  $Na_6TBC[8](THF)_7$  complex (Fig. 2, 1) was structurally elucidated. It is worth noting that the same complex is formed (albeit in lower yield) if fewer equivalents of NaH are added. Representative Na-O distances of 2.407(3) Å and 2.234(3) Å for Na1-O1 and Na3-O5 respectively are typical for Na phenolates<sup>14</sup>. Stabilising Na- $\pi$  interactions were observed between Na3-C34/C39 and Na5-C78/C83 (Fig S1, ESI<sup>+</sup>). The Na to aryl centroid distances were calculated to be 2.586 Å and 2.540 Å, respectively, similar to those expected for alkali metal- $\pi$  interactions. The calixarene is not fully deprotonated but remaining phenolic protons could not be located from the difference map.

Unusually for alkali metal-calix[8]arene complexes,<sup>2</sup> the ligand is tightly wrapped around the metallic core in a tennis-ball conformation (Fig. 3 1), similar to that observed for Pedersen’s Ti complex (Fig. 1 D). It is plausible that access to the enclosed  $Na_6$  cluster is therefore restricted, explaining its reluctance to undergo trans-metallation. To bypass the unreactive Na species we elected to directly react the calixarene with  $Ti(O^iPr)_4$ . Four equivalents of  $Ti(O^iPr)_4$  were added to a cloudy solution of TBC[8] in THF which turned orange/red after a few minutes. The mixture was concentrated under vacuum and slowly yielded red block-shaped crystals over several days at  $-15^\circ\text{C}$ . A single crystal X-ray diffraction study confirmed the formation of a neutral Ti complex;  $Ti_4TBC[8](O^iPr)_8(THF)_2$  (Fig. 2 2). Here TBC[8] adopts an unusual double-cone conformation (Fig. 3 2) in which the two TBC[4]-like units are inverted with respect to one another.

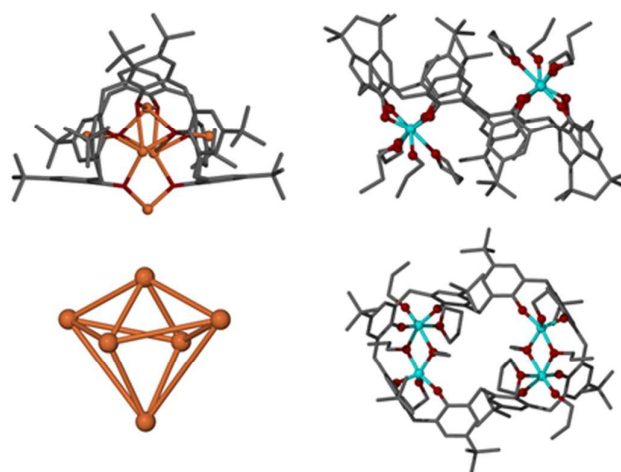


Fig. 2 Top left:  $Na_6TBC[8](THF)_7$  (1) complex and below, the  $Na_6$  metallic core. Top right:  $Ti_4TBC[8](O^iPr)_8(THF)_2$  (2) and below, the orthogonal view. Colour code: C = grey, O = red, Ti = blue, Na = orange. H-atoms omitted for clarity.

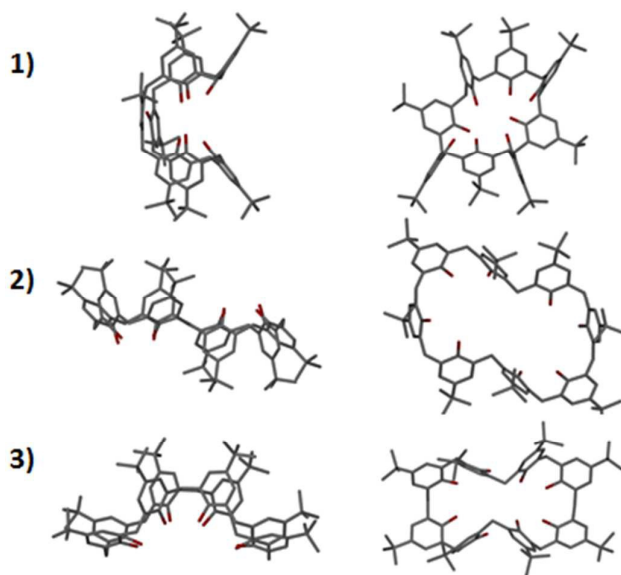


Fig. 3 From top to bottom: orthogonal views (left and right) highlighting the conformation of the TBC[8] ligand in complexes 1-3. All H and non-calixarene atoms removed for clarity. Colour code: C = grey, O = red.

Two Ti(IV) centres lie 3.2876(18) Å apart within each of the TBC[4] like units. The  $Ti_2$  units are supported by two bridging propoxides with Ti-O distances ranging from 1.969(5) Å to 2.113(4) Å. Each Ti is also coordinated to a terminal propoxide with shorter Ti-O bonds spanning from 1.801(5) Å to 1.807(5) Å. Ti(IV)-alkoxides are known to be active catalysts for the ring-opening polymerisation of lactide (LA).<sup>15</sup> We predicted 2 may exhibit similar activity so undertook an investigative, proof-of-concept study. A flask containing 2 dissolved in toluene was charged with 100 equivalents of *rac*-LA before being placed in an oil bath heated to  $130^\circ\text{C}$ . After sixteen hours the reaction was terminated and polymer precipitated by the addition of

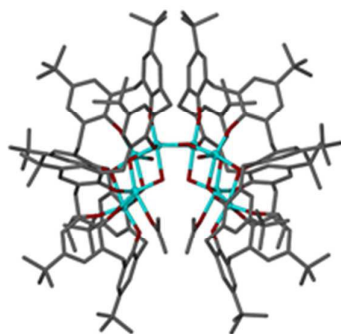


Fig. 4  $\text{Ti}_8\text{TBC}[8]_2(\mu^2\text{-O})_2(\mu^3\text{-O})_6(\text{OH})_2(\text{O}^n\text{Pr})_2(\text{acetone})_2$  (**3**) and on the right an alternative view of its metallic core. Colour code: C = grey, O = red, Ti = blue. H-atoms omitted for clarity.

acidified MeOH. Mass spectral analysis indicates each polymer chain is terminated by  $-\text{OPr}$  (Fig S2, ESI<sup>†</sup>). In general,  $M_w$  values are lower than anticipated with a maximum observed  $m/z$  of 1956. We attribute the absence of longer oligomers/polymers to intramolecular transesterification processes. This is evidenced by peaks in the mass spectrum separated by  $m/z$  equal to  $\text{C}_3\text{H}_4\text{O}_2$  (*i.e.* half a monomer unit) and signals in the  $^1\text{H}$  NMR spectrum at  $\delta$  5.29 (Fig S3, ESI<sup>†</sup>). These are slightly higher than those expected for poly-LA ( $\delta$  ~5.1)<sup>16</sup> and indicative of cyclic esters.<sup>17</sup> A more thorough study of the polymerisation is currently underway but we propose the transesterification processes could be limited by reducing the reaction time.

Slow evaporation of **2**, from deuterated acetone, yielded deep red single crystals after ten days at room temperature. The crystals were characterised by X-ray diffraction studies which exposed the instability of **2** through formation of a new species;  $\text{Ti}_8\text{TBC}[8]_2(\mu^2\text{-O})_2(\mu^3\text{-O})_6(\text{OH})_2(\text{O}^n\text{Pr})_2(\text{acetone})_2$  (Fig. 4, **3**). This complex consists of two fully deprotonated TBC[8] ligands in a double cone conformation (Fig. 3), this time with the TBC[4]-like units directed towards one another, the more commonly observed arrangement. A metallic core of eight Ti(IV) centres is bound to all sixteen of the TBC[8] phenoxides, eight  $\mu\text{-O}$  atoms, two terminal hydroxides and two propoxides. The remaining coordination sites are occupied by ligated acetone molecules. We attribute the presence of  $\mu\text{-O}$  to adventitious capture of water from the 'wet' deuterated solvent. Whilst there is little change to the gross stoichiometry of the complex there has clearly been a significant reorganisation of the Ti ions. Whilst we cannot currently postulate a mechanism for this process we do note that the  $\text{Ti}_8$  cluster is composed of two, identical and conjoined  $\text{Ti}_4$  units. These units, when viewed in isolation, bear a striking resemblance to the wing-tipped butterfly commonly observed for Mn-TBC[4] complexes (Fig. 5) reported by Dalgarno and Brechin<sup>18</sup>. We tentatively suggest that formation of this favourable  $\text{TM}_4$  cluster motif is the driving force for the reorganisation and formation of **3**.

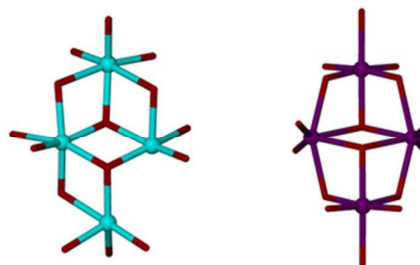


Fig. 5 Left: One of the  $\text{Ti}_4$  sub-units which comprise the  $\text{Ti}_8$  cluster core of **3**. Right: the wing-tipped butterfly core of an  $\text{Mn}_4\text{TBC}[4](\text{DMF})_4$  complex. Colour code O = red, Ti = blue, Mn = purple. H-atoms omitted for clarity.

In summary, we have detailed the synthesis of several new TBC[8]-supported clusters. A methodological understanding has been gained over their synthesis as the obvious route of deprotonation followed by metallation/salt formation has been found to be ineffective due to formation of a stable (under Schlenk conditions)  $\text{Na}_6$  cluster. Preliminary investigation shows that although **2** does display activity as a ring-opening polymerisation catalyst for LA, the apparent instability of the complex highlights the need for a detailed study of the mechanism and elucidation of the active species. This will be the focus of future work and shall be reported in due course.

## Notes and references

We are grateful to acknowledge financial support from Heriot-Watt University and assistance from the EPSRC UK National Mass Spectrometry Facility at Swansea University. The Advanced Light Source is supported by the Director, Office of Science, Office of Basic Energy Sciences, of the U.S. Department of Energy under Contract No. DE-AC02-05CH11231.

- 1 For example: B.C. Gates, *Chem. Rev.* 1995, **95**, 511.
- 2 C. D. Gutsche, *Calixarenes 2001*, Kluwer Academic Publishers, 2001 and references therein.
- 3 M.M. Olmstead, G. Sigel, H. Hope, X. Xu and P.P. Power, *J. Am. Chem. Soc.*, 1985, **107**, 8087.
- 4 S.G. Bott, A.W. Coleman and J. Atwood, *J. Chem. Soc., Chem Commun.*, 1986, 610.
- 5 For examples: A. Zanotti-Gerosa, E. Solari, L. Giannini, C. Floriani, N. Re, A. Chiesi-Villa and C. Rizzoli, *Inorg. Chim. Acta* 1998, **270**, 298; W. Clegg, M.R.J. Elsegood, S.J. Teat, C. Redshaw and V.C. Gibson, *J. Chem. Soc., Dalton Trans.*, 1998, 3037; S.R. Dubberly, A. Friedrich, D.A. Willman, P. Mountford and U. Radius, *Chem. Eur. J.*, 2003, **9**, 3634.
- 6 (a) A.J. Petrella, D.C. Craig, R.N. Lamb, C.L. Raston and N.K. Roberts, *Dalton Trans.*, 2003, 4590. (b) A.J. Petrella, D.C. Craig, R.N. Lamb, C.L. Raston and N.K. Roberts, *Dalton Trans.*, 2004, 327. (c) F.A. Cotton, E.V. Dikarev, C.A. Murillo and M.A. Petrukhina, *Inorg. Chim. Acta.*, 2002, **32**, 41.
- 7 For examples: S. Sanz, K. Ferreira, R. D. McIntosh, S. J. Dalgarno, E. K. Brechin, *Chem. Commun.*, 2011, 9042; S.R. Dubberly, A. Friedrich, D.A. Willman, P. Mountford and U. Radius, *Chem. Eur. J.*, 2003, **9**, 3634; A. Caselli, E. Solari, R. Scopelliti, C. Floriani, N. Re, C. Rizzoli and A. Chiesi-Villa, *J. Am. Chem. Soc.*, 2000, **122**, 3652; J.A. Acho, L.H. Doerr and S. Lippard, *J. Inorg. Chem.*, 1995, **34**, 2542.

## COMMUNICATION

Journal Name

- 8 M. Frediani, D. Sémeril, D. Matt, L. Rosi, P. Frediani, F. Rizzolo and A.M. Papini, *Int. J. Polym. Sci.*, 2010, 490724
- 9 A. Soriente, M. De Rosa, M. Fruilo, L. Lepore, C. Gaeta and P. Neri, *Adv. Synth. Catal.*, 2005, **347**, 816.
- 10 J.M. Notestein, A. Solovyov, L.R. Andrini, F.G. Requejo A. Katz and E. Iglesia, *J. Am. Chem. Soc.*, 2007, **129**, 15585.
- 11 D.M. Homden and C. Redshaw, *Chem. Rev.*, 2008, **108**, 5086 and references therein.
- 12 G.E. Hofmeister, F.E. Hann and S.F. Pedersen, *J. Am. Chem. Soc.*, 1989, **111**, 2318.
- 13 C.D. Gutsche and L.J. Bauer, *J. Am. Chem. Soc.*, 1985, **107**, 6052; *ibid* 1985, **107**, 6059; C.D. Gutsche, *Acc. Chem. Res.*, 1983, **16**, 161.
- 14 For a representative example see: C. Redshaw, D. Homden, D.L. Hughes, J.A. Wright and M.R.J. Elsegood, *Dalton Trans.*, 2009, 1231.
- 15 S. Gendler, S. Segal, I. Goldberg, Z. Goldschmidt and M. Kol, *Inorg. Chem.*, 2006, **45**, 4783; Y. Kim, G.K. Jnaneshwara and J.G. Verkade, *Inorg. Chem.*, 2003, **42**, 1437; C.K.A. Gregson, V.C. Gibson, N.J. Long, E.L. Marshall, P.J. Oxford and A.J.P. White, *J. Am. Chem. Soc.*, 2006, **128**, 7410; C. Bakewell, G. Fateh-Iravani, D.W. Beh, D. Myers, S. Tabthong, P. Hornmrun, A.J.P. White, N. Long and C.K. Williams, *Dalton Trans.*, 2015, 12326.
- 16 M.H. Chisholm, S.S. Iyer, M.E. Matison, D.G. McCollum and M. Page, *Chem. Commun.*, 1997, 1999.
- 17 M.H. Chisholm, J.C. Gallucci and H. Yin, *Dalton Trans.*, 2007, 4811.
- 18 S. M. Taylor, G. Karotsis, R. D. McIntosh, S. Kennedy, S. J. Teat, C. M. Beavers, W. Wernsdorfer, S. Piligkos, S. J. Dalgarno and E. K. Brechin, *Chem. Eur. J.*, 2011, **17**, 7521.