

Cite this: *Mater. Adv.*, 2025,
6, 3433

Pharmaceutical pollution in the aquatic environment: advanced oxidation processes as efficient treatment approaches: a review

Kosar Hikmat Hama Aziz, *^{ab} Fryad S. Mustafa, ^a Mozart A. H. Karim^a and Sarkawt Hama ^{ac}

Pharmaceutical residues in water are a major global concern, posing serious risks to aquatic ecosystems and human health. Pharmaceutical industry processes, such as washing and manufacturing, contribute notably to water pollution. Additional sources include drug manufacturing plants, landfill leachates, municipal wastewater, and medical and hospital wastes, introducing various pharmaceuticals into water bodies. Many of these substances are toxic, carcinogenic, and bioaccumulative, even at low concentrations, leading to chronic health issues. The removal of pharmaceutical residues from wastewater point sources is crucial for environmental remediation due to their toxic, non-biodegradable, and persistent properties. Recent research has focused on developing various strategies to address pharmaceutical contamination in wastewater. Advanced oxidation processes (AOPs) have proven to be promising and efficient methods for the degradation and mineralization of these pollutants. This review provides an overview of pharmaceutical pollution sources, water-related issues, their biological and chemical transformations, and associated human health impacts. It critically evaluates recent AOP methods for removing pharmaceutical residues from aquatic systems, including Fenton and Fenton-like processes, electrochemical oxidation, ozone-based AOPs, photocatalysis, non-thermal plasma, and hybrid combinations. The review also discusses green, low-cost activator catalysts used in various AOPs. It highlights the need for future research to enhance degradation and mineralization efficiency by developing cost-effective, efficient green activators and hybrid AOP systems. The review highlights the effectiveness of AOPs in pharmaceutical removal, addressing challenges, limitations, and future prospects, while suggesting the prioritization of environmentally friendly catalysts and large-scale AOP applications.

Received 11th November 2024,
Accepted 5th May 2025

DOI: 10.1039/d4ma01122h

rsc.li/materials-advances

1. Introduction

Contamination of water sources with organic compounds, including pharmaceutical residues and pesticides, is recognized as a significant environmental issue. This challenge is intensified by rapid economic development and population growth, which contribute to worsening water pollution worldwide.^{1,2} The removal of toxic organic pollutants from wastewater has become a critical global challenge in environmental remediation. Contaminants of emerging concern include micropollutants, often found in trace concentrations in rivers, lakes, and even

drinking water, that pose potential risks to human health and the environment. Among these are pharmaceutical residues, which have gained public attention due to their persistence and harmful effects.³ Pharmaceuticals are widely consumed and disposed of by industries, manufacturing plants, hospitals, farms, and institutions, making them a significant source of water pollution. Consequently, substantial amounts of pharmaceutical residues are released into the environment.⁴ Given that pharmaceutical use cannot be restricted due to population growth and industrial development, it is essential to minimize their environmental release to mitigate risks to human health, ecosystems, and climate. Studies have shown that these pharmaceutical compounds are highly recalcitrant and cannot be effectively removed by conventional wastewater treatment plants.^{5,6} Pharmaceutical residues in surface and groundwater have raised significant environmental concerns. The detection of pharmaceutical compounds at trace concentrations (ng to $\mu\text{g L}^{-1}$) in the aquatic environment poses a major threat to the health of aquatic systems.^{7,8} Pharmaceutical sectors generate

^a Department of Chemistry, College of Science, University of Sulaimani, Qlyasan Street, Sulaymaniyah City 46001, Kurdistan Region, Iraq.
E-mail: kosar.hamaaziz@univsul.edu.iq

^b Medical Laboratory Analysis Department, College of health sciences, Cihan University-Sulaimaniya, Sulaymaniyah 46001, Kurdistan region, Iraq

^c Global Centre for Clean Air Research (GCARE), School of Sustainability, Civil and Environmental Engineering, Faculty of Engineering and Physical Sciences, University of Surrey, Guildford, GU2 7XH, UK



varied wastewater compositions due to the diverse range of medications produced using various manufacturing processes. The characteristics of pharmaceutical wastewater depend on the equipment, raw materials, and the specific production, compounding, and formulation processes employed.^{9,10} Alongside pharmaceutical residues, wastewater from pharmaceutical manufacturing frequently contains significant amounts of both biodegradable and non-biodegradable hazardous organic and inorganic chemicals.¹¹

Pharmaceutical pollutants in wastewater are typically removed using physical, chemical, and biological methods. While physical methods are commonly applied to high-concentration organic wastewater, their effectiveness is often limited. Biological methods have been explored for pharmaceutical removal from wastewater, but studies suggest their effectiveness is limited. In contrast, advanced oxidation processes (AOPs) have gained significant attention due to their fast reaction rates and ease of control. AOPs utilize light, electricity, ozone, and other techniques to generate reactive oxygen species, effectively decomposing pharmaceutical pollutants. Various methods have been developed and implemented to eliminate pharmaceuticals from polluted water. These methods include biological degradation,^{11,12} membrane bioreactors,¹³ adsorption,^{14,15} nanofiltration,¹⁶ phytoremediation,¹⁷ deep eutectic solvents,¹⁸ biological treatment,¹⁹ AOPs,^{6,20} and the combination of AOPs with biological treatment.²¹ Adsorption techniques have been demonstrated to be an effective and cost-efficient approach for the removal of pollutants from wastewater.²² However, they require secondary treatment processes, as pharmaceuticals are transferred from the aqueous phase to the solid adsorbents, necessitating additional steps for the proper disposal or regeneration of the

contaminated adsorbents. Biological treatment is an environmentally friendly option, but it demands substantial land area, has slower removal rates, and is often ineffective for pharmaceuticals that are non-biodegradable. AOPs offer a promising alternative, as they can degrade and mineralize pharmaceuticals into harmless byproducts, thereby eliminating the need for secondary treatment.^{23,24} Several review articles have addressed the application of AOPs for the removal of pharmaceuticals, including antibiotics^{25,26} and anti-inflammatory drugs.²⁷ However, most of these reviews focus on a single AOP type or specific pharmaceutical pollutants. Therefore, a comprehensive review on recent advancements in the application of various AOPs and their combinations for removing diverse pharmaceutical pollutants is needed to address existing challenges, research gaps, and propose future research directions. A literature review on the topic of “Pharmaceutical & Removal” compared to “Pharmaceutical & Removal & Advanced Oxidation Processes” was conducted using the ScienceDirect database, covering publications from 2010 to 2025. The analysis shows a significant rise in research on AOPs for pharmaceutical removal over the past decade, contrasting with the slower growth in studies on pharmaceutical removal by other methods (Fig. 1). This trend underscores the increasing focus on and advancements in AOPs for addressing pharmaceutical contaminants. It highlights the relevance of this review in providing a structured overview of current knowledge, identifying research gaps, and suggesting future directions for pharmaceutical wastewater treatment. AOPs and their combinations present a promising approach for removing pharmaceuticals, which are persistent organic pollutants in water, as these methods can nearly mineralize pharmaceutical pollutants into



Fig. 1 Published articles from 2010 to 2025 on the topics “Pharmaceutical & Removal” and “Pharmaceutical & Removal & Advanced Oxidation Processes” Source: ScienceDirect (search conducted in November 2024).



harmless byproducts without secondary treatment or sludge formation.

Despite the utilization of various methods for treating pharmaceutical wastewater, each having its own merits and drawbacks, the most promising and effective approach involves combining AOPs with biological treatment. Among the array of treatment technologies designed for the efficient elimination of persistent emerging molecules, AOPs stand out due to their proven flexibility and high removal efficiency for pharmaceutical compounds.^{28,29} Notably, these processes have been identified as the most cost-effective techniques for treating water contaminated with pharmaceutical compounds that are poorly water-soluble and refractory.³⁰ AOPs have become a viable solution for tackling industrial wastewater challenges. AOP shows potential in effectively eliminating difficult-to-break-down organic pollutants like dyes, pesticides, and pharmaceuticals, which may not be effectively treated using traditional wastewater methods. Common AOPs, such as photocatalysis, zone-based AOPs, Fenton, and Fenton-like processes, generate highly reactive and non-selective reactive oxygen species (ROS) through a catalytic activation reaction.^{31,32} Despite significant advancements in AOPs for pharmaceutical pollutant removal, a comprehensive review is needed to assess their large-scale applications, reactive species generation, catalyst development, and performance relationships among different AOPs. This review explores the role of AOPs in wastewater treatment, detailing reactive species mechanisms and their interactions with pharmaceuticals. It also critically examines current limitations, including energy consumption, scalability, operational costs, and challenges in achieving complete mineralization. This review outlines future research directions focused on sustainable AOP implementation, focusing on cost reduction and large-scale applicability. It emphasizes the need to improve pharmaceutical wastewater treatment by optimizing reaction conditions and enhancing catalyst performance. Furthermore, the review explores the use of hybrid AOP systems, which combine various oxidation techniques, to improve mineralization rates of recalcitrant pharmaceuticals. By integrating multiple AOP strategies, these systems enhance degradation efficiencies, effectively converting harmful pharmaceutical pollutants into environmentally benign byproducts, such as CO₂, H₂O, and mineral acids. This analysis provides insights into advancing sustainable pharmaceutical wastewater management using AOPs.

2. Sources of pharmaceutical pollution in aquatic environment

The term “pharmaceutical waste” typically refers to waste produced by pharmaceutical industries and hospitals. However, since the 1980s, pharmaceuticals have been acknowledged as chemical pollutants.^{33,34} Pharmaceutical pollutants pose an increasing threat to environmental safety, particularly within aquatic ecosystems. Pharmaceutical pollutants originate from human consumption, personal care products, improper medication disposal, pharmaceutical industries, hospital waste, and excretion *via* urine or feces from humans and animals. Their persistence in water systems is attributed to chemical stability

and resistance to biodegradation.^{35,36} Pharmaceutical compounds include various classes, such as antibiotics, anti-inflammatory agents, blood-lipid regulators, and steroidal hormones. Their stability and biodegradability are influenced by their chemical nature, structure, and physicochemical properties. Previous studies have documented these characteristics for common pharmaceutical pollutants in aquatic environments.^{37–39} The persistent occurrence of pharmaceutical residues at low concentrations (ng L⁻¹ to µg L⁻¹) in wastewater, surface water, and even drinking water has become a significant global concern due to their documented environmental impacts.⁴⁰ Advances in analytical technologies for the detection of pharmaceutical pollutants at trace levels (ng L⁻¹) in aquatic environments have driven significant research in this area. Commonly detected pharmaceuticals in wastewater treatment plants include antibiotics such as sulfonamides (42.92 ng L⁻¹), ciprofloxacin (390 ng L⁻¹), and tetracycline (330 ng L⁻¹) in China; amoxicillin (2027 ng L⁻¹) in Italy; acetaminophen (36 700 ng L⁻¹) in Jordan; diclofenac (6300 ng L⁻¹) in Germany; carbamazepine (2270 ng L⁻¹) in Korea; and ibuprofen (2 109 875 ng L⁻¹) in India. These substances have been shown to have detrimental effects on public health and aquatic life.⁴¹ Pharmaceutical active compounds are increasingly concerning in environmental risk assessments due to their continuous release into water bodies, prompting the European Commission to classify them as emerging pollutants. Their presence disrupts ecosystems and contributes to antibiotic resistance, impacting aquatic organisms and ecosystem functions through bioconcentration from water and dietary exposure.⁴² Combined exposure, or bioaccumulation, arises from an imbalance between uptake and elimination. Measuring bioaccumulation is crucial for assessing the environmental risks of these compounds and their potential effects on human health.⁴³ Pharmaceutical production facilities mainly utilize four industrial processes: fermentation, chemical synthesis, biological or natural extraction, and compounding or formulation.⁴⁴ Active pharmaceutical products are manufactured through processes such as fermentation, chemical synthesis, and natural extraction. These products are then transformed into various usable forms such as tablets, syrups, ointments, and capsules. The manufacturing process involves crushing, combining, compressing, encapsulating, and packaging pharmaceutical ingredients using water, binders (such as starch or corn syrup), solvents (for tablet coatings), fillers (to dilute medicinal substances), preservatives, flavoring agents, antioxidants, and flavored syrups. The wastewater generated from these processes typically requires suitable treatment.⁴⁵ The main sources of pharmaceutical pollution are manufacturing plants, hospitals, institutions, and landfill leachate, as shown in (Fig. 2). From production to disposal, pharmaceuticals including those from synthesis, excretion, and expired medications pose significant environmental and health risks. The high global demand for pharmaceuticals generates considerable waste.⁴⁶ Pharmaceutical waste arises not only from the pharmaceutical industry but also from hospitals, patients, veterinary sectors, and agricultural areas in diverse forms. Inadequate disposal and improper management of pharmaceutical waste result in their release into the environment through soil contamination, and water bodies.⁴⁷





Fig. 2 Sources and health risks of pharmaceutical residues in aquatic environment.

3. Pharmaceutical pollutants: impact on environment and human health

The widespread use of pharmaceuticals has raised concerns about their impact on both the environment and human health.^{48,49} As essential components of medical treatments, pharmaceuticals find their way into the environment through various pathways, including wastewater discharges from manufacturing plants, improper disposal, and excretion by individuals.⁵⁰ This has led to the presence of pharmaceutical residues in water bodies, soil, and even drinking water. Pharmaceutical residues entering water bodies pose a threat to aquatic ecosystems. These compounds can affect aquatic organisms, potentially disrupting endocrine systems and leading to adverse effects on fish and other species.^{34,51} Disposing of pharmaceuticals, including unused medications, has the potential to contaminate the soil. This contamination can affect plant growth and soil microbial communities, potentially influencing ecosystems.⁵² The existence of antibiotics in the environment is linked to the emergence of antibiotic-resistant bacteria, presenting a substantial public health risk.^{53,54} Pharmaceuticals are specifically designed to yield desired therapeutic effects, and toxicity represents an undesired outcome associated with many pharmaceuticals. While pharmaceutical residues are present in trace concentrations in water bodies such as rivers, wells, ponds, and other water streams, continuous exposure to numerous pharmaceutical components, even in trace amounts, may lead to significant health hazards and collectively result in severe adverse reactions on health. Pharmaceuticals, including endocrine disruptors, may re-enter human life through various sources like drinking water, farm produce, livestock, and poultry products. This pharmaceutical waste component significantly affects internal biological processes by interfering with hormone-regulating activities related to reproduction, development, and growth. The alarming aspect is the disruption of sexual development in humans, posing a serious risk to human existence.^{34,55} Therefore, a crucial research area involves identifying and quantifying various pharmaceutical wastes that impact human health. Another major concern is the presence of modern chemotherapy agents or

anticancer drugs, which exhibit cytotoxic activity. The detection of pharmaceutical residues in drinking water sources raises concerns about potential long-term health implications for humans. Prolonged exposure to low concentrations of pharmaceuticals may result in unexpected health effects.^{56,57} The environmental presence of antibiotics may contribute to the transmission of antibiotic resistance genes, compromising the efficacy of these drugs in treating infections. Additionally, certain pharmaceuticals display endocrine-disrupting properties, which may lead to hormonal imbalances and associated health issues in humans.^{58–60} Anti-inflammatory drugs, antibiotics, and painkillers are among the most widely used pharmaceuticals globally. Sewage treatment plants typically remove only 20–30% of diclofenac due to its low biodegradability and limited adsorption on activated sludge. Continuous release of these drugs into the environment results in chronic exposure for organisms, as they remain active and toxic even at low concentrations. Studies show that such exposure may lead to health issues like Alzheimer's, obesity, thyroid disorders, and cancer.⁶¹ Therefore, effective treatment of pharmaceuticals at their source is essential before discharge into aquatic environments. Addressing these challenges requires a multifaceted approach involving improved drug manufacturing practices, proper disposal methods, enhanced wastewater treatment, and increased awareness among healthcare professionals and the public. Ongoing research and regulatory measures aim to mitigate the environmental and human health impacts associated with pharmaceuticals. Fig. 2 illustrates the potential sources, pathways, and effects of pharmaceutical pollution on human health, environmental systems, and aquatic life.

4. Advanced oxidation processes (AOPs) for the removal of pharmaceuticals

Advanced oxidation processes (AOPs) were initially introduced for drinking water treatment in the 1980s, defined as methods that generate hydroxyl radicals ($\cdot\text{OH}$) in sufficient quantities to purify water.⁶² The concept of AOPs has broadened to include



oxidative processes that use other reactive species, such as sulfate and superoxide radicals, along with singlet oxygen. These species act as powerful oxidants, efficiently breaking down pollutants in water and air.^{32,63} This approach differs from typical decontamination methods like adsorption, coagulation–flocculation, sedimentation, and membrane separation, which frequently transfer pollutants from water to another medium. Under optimal conditions, AOPs can decompose and mineralize a wide range of organic pollutants, such as pharmaceuticals, into CO₂, H₂O, and mineral salts. AOPs are designed to efficiently degrade and remove a wide range of organic and inorganic contaminants, including persistent and toxic emerging organic contaminants.^{24,64–66} A key advantage of AOPs is their capacity to degrade and mineralize persistent organic pollutants into harmless by-products *via* non-selective oxidation, regardless of the pollutants' chemical structure or complexity. This makes AOPs especially effective for treating complex wastewater, such as pharmaceutical industrial effluents with diverse contaminant mixtures.⁶⁷ Table 1 summarizes several AOPs, detailing their strengths and limitations in the removal of pharmaceutical pollutants from aqueous systems.

AOPs are characterized by their ability to produce powerful oxidizing agents, such as hydroxyl and sulfate radicals, through various mechanisms like photocatalysis, Fenton and Fenton-like processes, sonochemistry, ozone-based AOPs, non-thermal plasma or their combinations. Fig. 3 illustrates the commonly applied AOPs for removing pharmaceutical pollutants through the generation of reactive oxygen species (ROS). These ROS include hydroxyl, sulfate, and superoxide radicals, which are highly reactive and effectively degrade contaminants. Additionally, singlet oxygen is generated as a non-radical oxidant, further

enhancing the oxidative degradation of pharmaceuticals in water systems.

4.1. Photocatalysis

Photocatalysis is considered one of the most cost-effective and efficient methods for degrading and mineralizing pharmaceutical pollutants in wastewater. This innovative, renewable, and sustainable approach shows great potential for tackling the growing challenges of environmental remediation.^{73,74} In a photocatalytic system, the valence band (VB) and conduction band (CB) are responsible for producing •OH and superoxide anions, respectively (Fig. 4). These species are crucial for the degradation of pollutants.⁷⁵ The process of photocatalysis is divided into two categories: homogeneous and heterogeneous. For oxidation processes, a variety of chalcogenides serve as dominant photocatalysts. These include oxides like TiO₂, ZnO, ZrO₂, and CeO₂, as well as sulfides such as CdS and ZnS. Furthermore, non-metal compounds, particularly graphitic carbon nitride, are frequently employed as photocatalysts in solar energy applications.⁷⁶ However, conventional metal oxide photocatalysts are limited by their large band gap energies, which restricts their ability to harness a significant portion of the solar spectrum, thereby extending the degradation process. To address this limitation, researchers have explored modifications such as doping with metals and non-metals or incorporating nanocomposites like carbon dots.⁷⁷ These modifications reduce the band gap energies, allowing the photocatalysts to utilize a broader range of the solar spectrum. A primary challenge with photocatalysts that have smaller band gap energies is the rapid recombination of electron-hole pairs, which diminishes their efficiency.⁷⁸ To address these challenges, modifications are essential to boost reactive oxygen species

Table 1 Various AOPs, along with their advantages and limitations, used for the removal of pharmaceuticals from aqueous solution

Types of AOPs	Operating conditions	Advantages	Limitations	Ref.
Photocatalysis	Photocatalyst type/dosage, light source/intensity, reaction time, initial concentration, pH and temperature	Simple operation, eco-friendly, high efficiency, ease of use, and low cost	Low mineralization efficiency, slow reaction rates, scalability, recovery of photocatalysts after treatment, reusability and stability	68
Fenton and Fenton-like	Fenton or Fenton-like catalyst type, persulfate or H ₂ O ₂ concentration, solution pH, reaction time, temperature, and initial concentration	Wide pH range for heterogeneous persulfate and Fenton-like processes, high efficiency, low reaction costs, easy control, stable storage, and low selectivity	High catalyst separation and reactivation costs, potential environmental impacts from metal leaching and sulfate, sludge production, and pH dependency in traditional Fenton	69
Ozone based AOPs	O ₃ concentration, reaction time, pH, temperature, catalyst type, and the presence of additional oxidants	Powerful oxidizing capabilities, fast reaction rates, and mild conditions	Limited O ₃ solubility and mass transfer, high energy use and costs, pH dependency, and low mineralization	26
Non-thermal plasma	Discharge type (DBD, corona, or gliding arc), voltage, frequency, gas composition, reactor design, initial concentration, and reaction time	Generation of reactive oxygen species without chemical addition, achieving rapid removal efficiency	Large-scale application, high cost, high energy consumption, and complex design	70
Electrochemical oxidation	Electrode material, current density, voltage, electrolyte composition, pH, reaction time, and initial concentration	Environmentally friendly, efficient, controllable, and broadly applicable, with no need for chemical reagents, precise control, and on-site reagent generation	High application costs, toxic metal ions, challenges in enhancing pollutant mass transfer, electrode materials, and energy consumption	71
Sonolysis	Ultrasound frequency and intensity, reaction time, medium composition, temperature, solution pH, and initial pollutant concentration	Low operational costs, minimal sludge production, no chemical additives, environmentally friendly, precise control, and easily integrated with other AOPs	Incomplete degradation and mineralization of recalcitrant and hydrophilic compounds, high energy consumption, and long processing times	38
Hybrid-AOPs	AOP type combinations, oxidant and catalyst type/dosage, light source/intensity, reaction time	High degradation efficiency, complete mineralization, and increased reactive species production	Complex operational processes, high costs, and large-scale application	72





Fig. 3 Commonly applied AOPs for the removal of pharmaceuticals from wastewater.

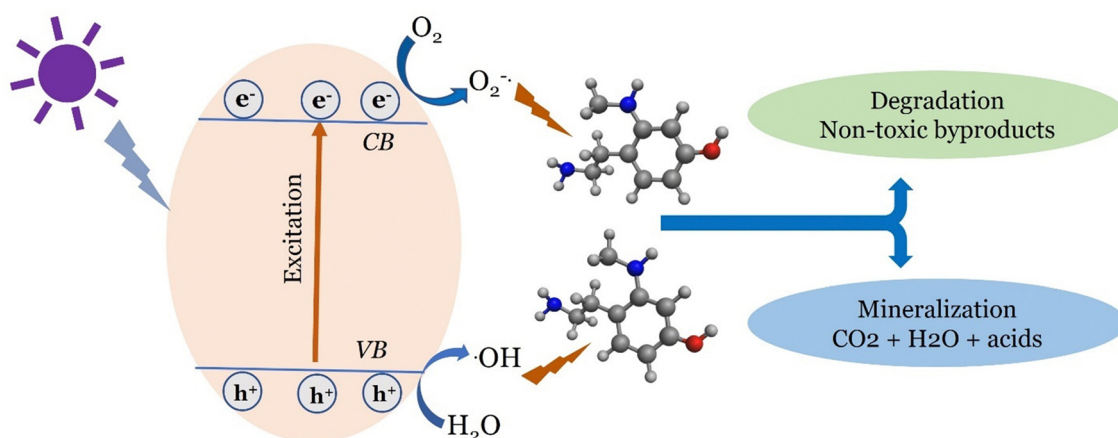


Fig. 4 Schematic illustration of photocatalytic degradation of pharmaceuticals in water.

generation for effective photodegradation. Strategies like dye sensitization, doping, and heterojunction formation can enhance visible light photocatalytic activity and improve charge separation, which are crucial for pollutant degradation. Techniques such as metal and heteroatom doping and surface functionalization have been used to increase electron-hole pair generation and delay recombination, thereby improving overall degradation efficiency.⁷⁹ Numerous studies have focused on various modification approaches to enhance the photocatalytic degradation of pharmaceutical pollutants, demonstrating the potential of these strategies in improving the performance of photocatalysts. Exploring the integration of photocatalysis with other advanced water treatment technologies is essential for maximizing their effectiveness. Tra and colleagues investigated the removal of the drug Diclofenac (DCF) from wastewater, utilizing advanced oxidation processes that focus on heterogeneous photocatalysis with H_2O_2 . They found the most effective removal of DCF at a pH of 6.5 and a TiO_2 concentration of 1 g L^{-1} . This resulted in a 65.25% reduction in DCF

concentration after 150 minutes. Additionally, the addition of H_2O_2 not only improved the process but also eliminated DCF, with an optimal initial concentration of 10 mg L^{-1} proving the most effective.⁸⁰ Eskandari *et al.* synthesized and characterized L-arginine- $\text{TiO}_2/\text{g-C}_3\text{N}_4$ nanoparticles (co-doped-TCN) to enhance photocatalysis by combining L-arginine with $\text{g-C}_3\text{N}_4$ and TiO_2 . This combination effectively lowered the bandgap energy (eV) and suppressed charge carrier recombination. Statistical analysis validated predictive models for the photodegradation of metronidazole (MNZ) and oxytetracycline (OTC). Using response surface methodology (RSM), the study showed that higher pollutant concentrations, lower catalyst amounts, and shorter irradiation times negatively affected the photocatalytic response. Key agents in degrading MNZ and OTC were superoxide radicals, hydroxyl radicals, singlet oxygen, and positive holes. Anions, especially NO_3^- , reduced degradation efficiency, while electron acceptors like H_2O_2 , $\text{K}_2\text{S}_2\text{O}_8$, and KBrO_3 enhanced it. Humic acid (HA) adversely impacted photocatalytic efficiency. The co-doped-TCN-LED and co-doped-TCN/LED with electron acceptors emerged as



promising for water and wastewater treatment, offering high reusability and efficiency. Complete degradation of MNZ and OTC under visible light was achieved, proving the catalyst's effectiveness and enhancing treated wastewater biodegradability.⁸¹ Oluwole *et al.* demonstrated that BWO/g-C₃N₄ heterojunction composites, prepared by wet impregnation of g-C₃N₄ with octahedron-shaped BWO, effectively photocatalytically degraded ibuprofen under visible light. The 7 wt% BWO/g-C₃N₄ composite achieved 94.8% degradation efficiency, outperforming pure BWO and g-C₃N₄. This improvement is attributed to a reduced bandgap and increased surface area of 46.15 m² g⁻¹, enhancing charge separation. Hydroxyl radicals and holes were crucial in the degradation process, underscoring photocatalysis's potential for treating pharmaceuticals.⁸² Table 1 summarizes various studies on pharmaceutical degradation *via* photocatalysis. While photocatalysis shows great potential for degrading pharmaceuticals in water, its performance can be enhanced by combining it with methods like adsorption, membrane filtration, and other AOPs such as ozonation, photo-Fenton, and persulfate in hybrid approaches. Table 2 provides an overview of various photocatalysts applied under different reaction conditions for the removal of pharmaceutical pollutants from water.

4.2. Electrochemical oxidation

The electrochemical redox reaction is a highly effective advanced oxidation process for removing pharmaceutical contaminants from wastewater. This method uses an electrical current to initiate oxidation, breaking down contaminants into harmless products (Fig. 5). Electrochemical oxidation provides precise control and *in situ* reagent generation, ensuring an efficient and environmentally friendly approach for the degradation of various organic pollutants.⁹² It offers high removal efficiency, scalability, control, and reduced chemical use compared to conventional methods. However, its main limitation is the high cost associated with electrical energy consumption.⁹³ Advanced

electrochemical oxidation methods use electrical energy and redox reactions to break down and remove persistent organic contaminants through reactive species.⁹⁴ Electrochemical treatment degrades pollutants through direct anodic oxidation and indirect oxidation *via* reactive species generation, along with cathodic reduction. Mediated indirect oxidation occurs through electro-generated oxidants from water discharge or electrolyte oxidation under high currents. Electrode porosity and surface-to-volume ratio significantly affect mass transfer limitations in the electrochemical removal of pharmaceutical pollutants.⁹⁵ In some cases, electrochemical methods are combined with catalysts to activate the generated H₂O₂ in Fenton or Fenton-like processes, producing additional hydroxyl radicals and enhancing efficiency. These processes are promising due to their environmental friendliness, adaptability, simplicity, and cost-effectiveness. However, they also have drawbacks, including short electrode lifespan, low surface area-to-volume ratio, temperature increase during the process, low current density, and reduced efficiency. To address these limitations, three-dimensional electrochemical reactors have proven highly effective for removing emerging organic pollutants.⁶¹ These reactors build on the principles of two-dimensional systems, with significant improvements from integrating conductive particles between parallel electrodes, creating what is known as the third or particle electrode.

4.3. Fenton and Fenton-like oxidation

The combination of hydrogen peroxide and iron(II) is commonly known as "Fenton's reagent." Fenton's reagent is recognized for its effectiveness in degrading various organic pollutants in water.⁹⁶ In 1894, Fenton made the discovery of the oxidation of tartaric acid by hydrogen peroxide in the presence of iron(II). Subsequently, the combination of H₂O₂ and Fe has been recognized as the Fenton reagent.⁹⁷ This reagent has proven successful in oxidizing a diverse range of

Table 2 Photocatalysis for the degradation of pharmaceuticals in water

Photocatalyst	Reaction condition	[Pharmaceuticals]	% Removal	Ref.
TiO ₂	UV irradiation (311 nm), pH (6.5), (150 min), catalyst dose (1 g L ⁻¹)	Diclofenac, 50 mg L ⁻¹	65.25	80
O-g-C ₃ N ₄ /ZnO/TiO ₂ @halloysite nanotubes	UVA light, pH (6.83), (50 min), catalyst dose (1 g L ⁻¹)	Diclofenac, 10 mg L ⁻¹	100	83
n-CeO ₂ /p-CuS nanorods	Halogen lamps (Philips, 54 W, 145 μW cm ⁻²), catalyst dose (0.018 g), (25 min)	Tetracycline Ciprofloxacin Capecitabine 5.8 × 10 ⁻⁵ M	98 93.1 92.6	84
Co ₃ O ₄ /CdO/clinoptilolite	Sunlight irradiation (250–270 KLux), (120 min), catalyst dose (2 g L ⁻¹), neutral pH	Levofloxacin, 10 mg L ⁻¹	99.3	85
Ti ₃ C ₂ MXene/GQDs@ZnO	Visible light (75 W), neutral pH, (180 min), Catalyst dose (50 mg)	Amoxicillin, 10 mg L ⁻¹	99	86
Zeolite/Fe ₃ O ₄ /CuS/CuWO ₄ nanocomposite	Under direct sunlight, pH (6.8), (220 min), catalyst dose (2 g L ⁻¹), flow rate 5 mL min ⁻¹	Acetaminophen, 10 mg L ⁻¹	84.77	87
Zn _{0.98} Nd _{0.02} O	UV light (125 W), pH (5–13), (120 min), catalyst dose (0.5 g L ⁻¹)	Ciprofloxacin, 10 mg L ⁻¹ Ibuprofen, 20 mg L ⁻¹	97.5 74.1	88
Peanut-like BiVO ₄	LED (blue and white) light (100–50/200 W), pH (9), (120 min), catalyst dose (100 mg L ⁻¹)	Tetracycline, 50 mg L ⁻¹	96	89
Fe ₂ O ₃ /g-C ₃ N ₄ nanocomposite	Visible light (150 W), neutral pH, (180 min), catalyst dose (1.6 g L ⁻¹)	Metformin, 20 mg L ⁻¹	96	90
Novel TiO ₂ -orange peel-derived biochar	Visible light (300 W Xe lamp), pH (4), (100 min), catalyst dose (0.8 g L ⁻¹)	Acetaminophen, 20 mg L ⁻¹	94	91



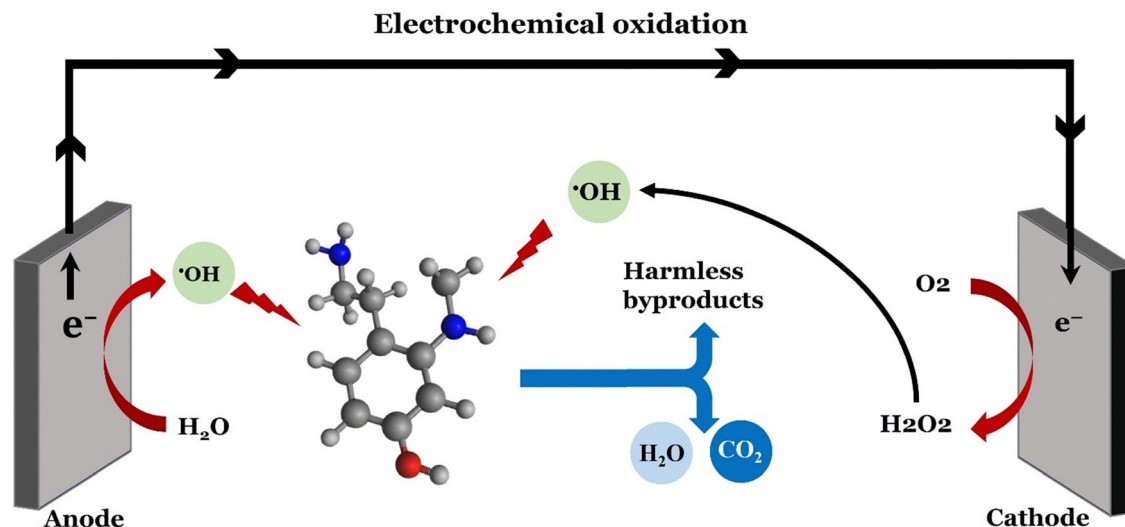


Fig. 5 Electrochemical oxidation method for the removal of pharmaceuticals.

organic compounds.⁶ However, low pH operation and the generation of sludge limit the practical application of the Fenton process. To overcome these drawbacks, researchers turned to Fenton-like processes which are modified versions of the Fenton process that use heterogeneous catalysts as an alternative to homogenous iron ions or different oxidants such as peroxymonosulfate (PMS), and peroxydisulfate (PDS) instead of H_2O_2 .⁹⁸ These can be combined with a source of energy (light, sound, heat) to generate ROS (Fig. 6). These reactions follow a similar mechanism to the traditional Fenton reaction but with varying redox potentials and kinetics. The Fenton-like systems have emerged as one of the effective strategies among AOPs, for the degradation of organic pollutants, particularly pharmaceuticals rapidly and completely, with minimal formation of harmful byproducts. Fenton-like systems offer a versatile and cost-effective alternative to traditional Fenton oxidation, featuring milder reaction conditions, wider applicability, lower costs, faster cycles, and easier catalyst recycling. As a result,

they have become one of the most effective AOPs for rapidly and thoroughly degrading organic pollutants, particularly pharmaceuticals, with minimal harmful byproducts. These systems remove pharmaceuticals by generating $\cdot\text{OH}$ radicals, which act as strong oxidants that degrade pollutants through hydrogen atom abstraction, redox reactions, or electrophilic addition to π -systems. Recent research has shown promise in using heterogeneous Fenton and Fenton-like systems to remove pharmaceuticals from wastewater.^{99–101} Rahman and Hama Aziz utilized heterogeneous Fenton-like oxidation with a non-carbonized catalyst derived from scrap-printed circuit boards. Using 1 g L^{-1} of catalyst and $50 \text{ mg L}^{-1} \text{ H}_2\text{O}_2$ at pH 4 for 30 minutes, 86% of Diclofenac and 66% of Ibuprofen were removed from an initial pharmaceutical concentration of 20 mg L^{-1} .¹⁰² In recent research, Haroon *et al.* developed innovative nanocomposites by decorating Fe_3O_4 nanoparticles on graphitic carbon nitride nanosheets. These nanocomposites were applied in Fenton-like degradation

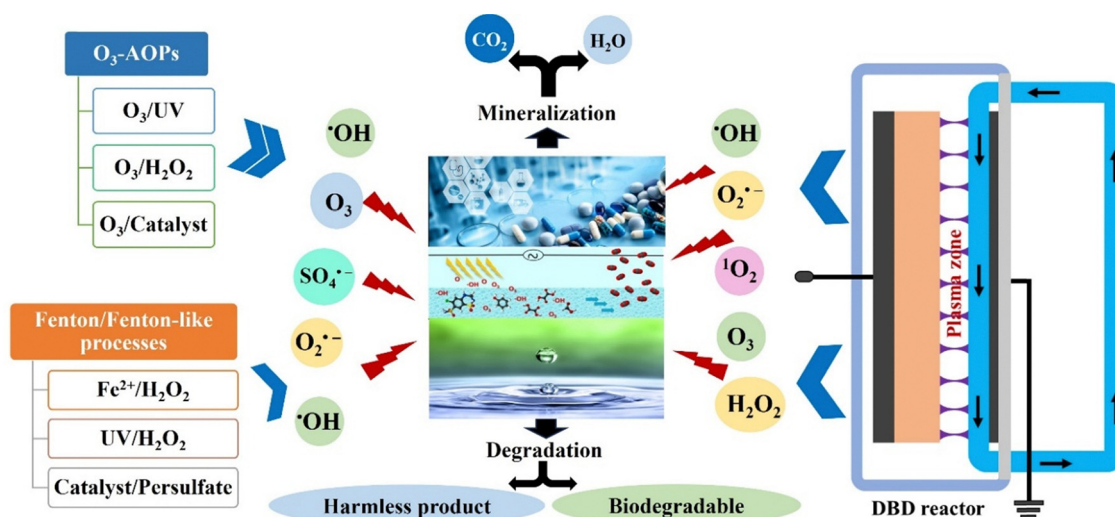


Fig. 6 Fenton, Fenton-like, ozone-based AOPs, and non-thermal plasma for the removal of pharmaceuticals.



of tetracycline, with the Fe₃O₄ nanoparticles decorated on metal-free graphitic carbon nitride/hydrogen peroxide system achieving an impressive 90% degradation efficiency within 60 minutes at neutral pH. This high efficiency was driven by the generation of reactive oxygen species through the Fe(II) and Fe(III) ions present in the nanocomposite.¹⁰³ A novel MoS₂@nZVI catalyst was synthesized by incorporating nano zero-valent iron with a multifunctional molybdenum disulfide film by Chundi Zhou *et al.* This material exhibited a complete 100% removal efficiency for sulfamethoxazole and achieved a rate constant (k_{obs} of 0.4485 min⁻¹) within just 10 minutes. The remarkable degradation performance is attributed to the MoS₂ film, which not only facilitated Fe(II) regeneration but also assisted in proton accumulation and electron transfer, significantly enhancing the efficiency of sulfamethoxazole degradation across various pH levels.¹⁰⁴ Table 3 summarizes recent studies on the application of Fenton and Fenton-like AOPs for the removal of pharmaceutical contaminants from water.

4.4. Non-thermal plasma

Plasma generation is typically classified into thermal and non-thermal types. Thermal plasma operates at higher temperatures and pressures, requires more power, and produces reactive species in thermodynamic equilibrium.¹¹² Reactive species generate during plasma discharge through mechanisms like dissociation, ionization, excitation, neutralization, and photo-ionization.¹¹³ In contrast, non-thermal plasma (NTP), or cold plasma, is produced directly *via* electric discharge or passing gas such as He, Ar, N₂, O₂, air or a mixture of different gases through an electric field.¹¹⁴ NTP is a low-temperature plasma that generates reactive species with distinct properties. This process produces a variety of highly reactive species, including hydroxyl, sulfate, and superoxide radicals, along with H₂O₂, O₃, UV light, and high-energy electrons without addition of chemicals.^{6,115} The exact species generated depend on the chosen carrier gas and applied high-voltage power. The concentration of H₂O₂ rises with increased discharge time

and input energy until reaching a saturation point. Beyond this level, prolonged exposure to high energy results in a decrease in H₂O₂ concentration over time. This decline occurs due to H₂O₂ decomposition at higher concentrations through reactions with active species generated during the discharge process.^{116,117} Reactive species produced by cold plasma at atmospheric pressure, especially those formed through plasma-liquid interactions, offer diverse applications, such as the remediation of pharmaceutical contaminants in wastewater.¹¹⁸ A typical plasma discharge system includes a power source, electrodes, working gas, and a reactor design, all of which influence its performance (Fig. 6). The power supply and composition of the working gas are key factors affecting the energy yield of plasma-based devices.¹¹⁹ Common NTP methods for pollutant degradation involve dielectric barrier discharge (DBD) and corona discharge, generated either within the liquid or at the gas-liquid interface.¹²⁰ In wastewater treatment, plasma discharge can ideally be organized into three types based on plasma distribution, reactor design, and operation: gas-phase discharge, liquid-phase discharge, and hybrid gas-liquid discharge.¹²¹ NTP, a part of AOPs, is generated through electrical discharges at liquid and gas-liquid interfaces. Plasma, a partially or fully ionized gas, consists of electrons, ions, free radicals, and neutral species. It is produced by discharges such as DBD, gliding arc, glow, spark, and corona discharges.¹²² The energetic electrons in plasma collide with molecules like N₂, O₂, and H₂O, producing secondary electrons, photons, ions, radicals, and UV light. NTP is an effective and environmentally friendly AOP for removing pharmaceutical pollutants from wastewater.¹²³ Studies show that NTP is a promising technique for water remediation, particularly in lab and pilot-scale applications. Plasma interacting with a thin water layer minimizes mass transfer limitations. DBDs with falling liquid films, in coaxial or planar configurations, have shown significant improvements in energy efficiency.^{66,124} This configuration can treat a broad range of water pollutants, including pharmaceuticals. Key factors affecting NTP

Table 3 Fenton and Fenton-like processes for the removal of pharmaceuticals from water

Methods	Activation condition	[Pharmaceuticals] ₀	%Removal	Ref.
Heterogenous Fenton-like oxidation	[NC-PCB] = 1 g L ⁻¹ , [H ₂ O ₂] = 50 mg L ⁻¹ , pH = 4, <i>t</i> = 30 min	[DCF] ₀ = 20 mg L ⁻¹ [IBF] ₀ = 20 mg L ⁻¹	86 66	102
Heterogenous Fenton-like oxidation	[FCN-20%] = 0.66 mg mL ⁻¹ , [H ₂ O ₂] = 2.45 mM, neutral pH, <i>t</i> = 60 min	[TC] ₀ = 10 mg L ⁻¹	90	103
Persulfate based Fenton-like oxidation	FeBS800 = 1.5 g L ⁻¹ , [PDS] = 10 mM, neutral pH, <i>t</i> = 10 min	[DCF] ₀ = 20 mg L ⁻¹	88.3	105
Persulfate based Fenton-like oxidation	Non-carbonized catalyst = 0.75 g, [PDS] = 6 mM, neutral pH, <i>t</i> = 60 min	[DCF] ₀ = 20 mg L ⁻¹ [IBF] ₀ = 20 mg L ⁻¹	76 71	8
Heterogenous Fenton-like catalyst	Modified magnetic chitosan nanoparticles = 15 mg, [PS] = 20 mM, neutral pH = 3–8, <i>t</i> = 6 hours	[TC] ₀ = 50 mg L ⁻¹	94	106
H ₂ O ₂ based Fenton-like reaction	Bimetallic Fe/Cu nanoparticles = 2.35 g L ⁻¹ , [H ₂ O ₂] = 10 g L ⁻¹ , pH = 6, <i>t</i> = 60 min	[Ceftriaxone] ₀ = 60 μg L ⁻¹	99.5	107
Heterogenous Fenton reaction	Nano-Fe ₃ O ₄ catalyst 1 g L ⁻¹ , [H ₂ O ₂] = 100 mM, neutral pH, <i>t</i> = 120 min	[Carbamazepine] ₀ = 15 mg L ⁻¹	99	108
Fenton and Fenton-like reaction	Fe ₂ catalyst = 2 g L ⁻¹ , [H ₂ O ₂] = 5 mM, pH (4), <i>t</i> = 180 min	[Acetaminophen] ₀ = 50 mg L ⁻¹	96.6	109
Photo-Fenton-like reaction	Fe ₃ O ₄ @MIL-100(Fe) = 0.33 g, [H ₂ O ₂] = 5.27 g L ⁻¹ , pH (6.68), light source = Xe (< 420 nm), <i>t</i> = 180 min	[Levofloxacin] ₀ = 200 mg L ⁻¹	94.3	110
Fenton oxidation	Fe ²⁺ /H ₂ O ₂ molar ratio of 0.125, pH of 3.5, <i>t</i> = 30 min	Ciprofloxacin = 15 mg L ⁻¹	74.4	111



performance include plasma type, reactor design, gas composition, and solution properties like pH and conductivity.¹²⁵

The optimal parameter for evaluating NTP systems and comparing different reactor designs, particularly in terms of energy efficiency during pharmaceutical degradation, is the amount of selected pharmaceuticals degraded per unit of energy consumed. This can be calculated using eqn (1) for pharmaceutical pollutant degradation, with the energy yield preferably calculated at 50% degradation (G50). G50 is defined as grams of pharmaceuticals decomposed per kilowatt-hour and expressed in ($\text{g kW}^{-1} \text{h}^{-1}$). This value is well established measure especially for non-thermal plasma experiments, to compare different plasma methods such as DBD, corona discharge, and electrohydraulic discharge in order to design the most effective experimental process. Comparing the degradation efficiency of pharmaceutical pollutants across studies on various NTP systems presents challenges, as energy yield estimates are influenced by multiple factors beyond reactor type. These include the degradation percentage achieved, presence of catalysts or additives, initial pollutant concentration, solution pH, gas atmosphere, reactor design, and the nature of pollutant by-products. G_{50} is chosen for two main reasons: at this point, the degradation of intermediate by-products during discharge is minimal, and it offers a standardized measure for assessing the efficiency of various NTP reactor designs.¹¹⁴

$$G_{50} = \frac{30 \times [C]_0 \times V \times K}{P \times \ln 2} \quad (1)$$

where $[C]_0$ is the initial concentration of pharmaceuticals (mg L^{-1}), V is the volume of the treated solution in liters, P is the average applied power (kW), and K (min^{-1}) is the observed rate constant. The observed rate constant ($k \text{ min}^{-1}$) for the degradation of the targeted pharmaceuticals is determined by plotting $\ln(C_0/C)$ against time, based on the concentration profiles of

the pharmaceutical degradation over time. Table 4 illustrates the use of NTP alone, as well as in combination with other AOPs or catalysts, for the removal of pharmaceutical pollutants from water. Table 2 presents recent NTP-based AOPs applied for the removal of various pharmaceuticals from water, along with their energy yields at G_{50} , which serve as an indicator of the performance for each discharge configuration.

4.5. Ozone based AOPs

Ozone, a highly toxic gas with a redox potential of 2.07 V, is a powerful oxidant commonly used in wastewater treatment for disinfection, bacteria sterilization, odor control, algae reduction, and organic pollutant degradation.¹³⁵ However, the high cost of ozone production and its selective oxidation, which often results in only partial degradation, limit its widespread application. Ozonation occurs *via* two main pathways: direct oxidation in acidic conditions ($\text{pH} \leq 4$) where it acts selectively with limited mineralization, and indirect oxidation in alkaline conditions ($\text{pH} \geq 9$), where $\bullet\text{OH}$ radicals are generated to enhance pollutant breakdown.^{136,137} Under alkaline conditions or with catalysts and UV light, ozonation can act as AOPs, as ozone decomposes in the presence of OH^- ions, or in combination with photocatalysis to produce highly reactive $\bullet\text{OH}$ radicals (Fig. 6). In ozone based AOPs, ozone (O_3) reacts with organic molecules through electrophilic or radical chain reactions.¹³⁵ Ozone rapidly decomposes, often triggered by $\bullet\text{OH}$ radicals, especially at wavelengths below 300 nm.^{124,138} The resulting oxygen atom is highly reactive, allowing it to oxidize various substrates, including pharmaceuticals. Direct ozonation in an acidic medium is not considered an AOP due to its selective degradation and low mineralization efficiency. However, when ozone interacts with water in the presence of a catalyst, UV light, or in an alkaline medium, hydroxyl radicals are produced, offering stronger oxidation capabilities for pharmaceutical degradation than ozone alone.^{137,139}

Table 4 Non-thermal plasma to eliminate various pharmaceuticals from water

Type of non-thermal plasma	Reaction condition and reactor design	[Pharmaceuticals] ₀	Energy yields (g kW h^{-1})	Ref.
DBD plasma	pH 5.6, Ar/O ₂ (80:20) at a power of 200 W, DBD falling film reactor	[Diclofenac] ₀ = 50 mg L ⁻¹	5.10	7
DBD plasma	11 kV, 300 Hz, 15 W, DBD with falling liquid film inner tube; Ar/O ₂ (80/20)	[Ibuprofen] ₀ = 50 mg L ⁻¹ [Propranolol] ₀ = 100 mg L ⁻¹	0.75 26.70	126
DBD plasma	DBD/UV system, high-voltage AC power supply with a frequency of 7 kHz and a voltage regulation range of 0–10 kV, in quartz glass tube	[Enrofloxacin] ₀ = 30 mg L ⁻¹	1.20	127
Pulsed corona discharge/persulfate system	PCD output power 32 W with 0 to 880 pulses per second, solutions flow rate of 0.8 L h ⁻¹ , pH = 3, drug/PDS molar ratios: 1/0.5	[Dexamethasone] ₀ = 10 mg L ⁻¹	18.5 at G95	128
Pulse DBD plasma/persulfate	Frequency: 180 Hz, and input power of 85 W, liquid flow rate: 70 mL min ⁻¹ , initial pH: 5.6 and drug/PS dose = 40:1	[Sulfamethoxazole] ₀ = 50 mg L ⁻¹	0.353	129
DBD plasma/ZnO/g-C ₃ N ₄ /zeolite	Coaxial WFFDBD plasma reactor, water flow rate 60–200 mL min ⁻¹ , shock current of 0.8–1 A and 200 Hz	[Tetracycline] ₀ = 50 mg L ⁻¹	9.20	130
DBD plasma	Applied voltage of 8, 10, and 12 kV, water matrices containing chloride and carbonate ions	[Carbamazepine] ₀ = 25 mg L ⁻¹	0.19	131
Submerged thermal plasma/LaMnO ₃ perovskite	Ar/CO ₂ at 6.2 kW discharge power using a customized thermal plasma torch in water	[Chloramphenicol] ₀ = 20 mg L ⁻¹	0.144	132
NTP-pulsed corona discharge	Sequential flow plasma reactor, 51 W input power, and water flow rate 150–750 mL min ⁻¹	[Diclofenac] ₀ = 10 mg L ⁻¹	0.256	133
DBD plasma/persulfate	Coaxial water falling film reactor design, water flow rate of 0.2 L min ⁻¹ , input power 3.5–7.1 W at 24–28 kV and 0–300 Hz	[Sulfamethoxazole] ₀ = 0.08 mM	1.44	134



Photocatalytic ozonation is a highly effective approach for breaking down toxic and persistent organic pollutants in water. Studies have shown that combining UV irradiation with ozonation is more efficient for removing certain organic pollutants than using either UV photolysis or ozonation alone.¹¹⁷ In water, ozone decomposes to produce hydroxyl radicals, and this process is significantly enhanced by UV light, making it particularly useful for eliminating pharmaceuticals in wastewater.^{140,141} Photocatalytic ozonation merges photocatalysis and ozonation, creating synergies that enhance pollutant removal. This approach, generating additional ROS in a single reactor with short residence times, improves removal compared to photolysis or ozonation alone.³² Photocatalytic ozonation effectively eliminate recalcitrant pollutants challenging for standard AOPs or direct ozonation. In the literature, combining ozonation and photocatalysis has demonstrated synergies ranging from 1.2 to 7.5 times.¹⁴² Catalytic ozonation has several advantages over direct ozonation, such as increased on-site production of hydroxyl radicals and the generation of biodegradable byproducts. However, it also presents challenges, including high energy consumption and limited ozone solubility in water. Additionally, catalytic ozonation may have limited effectiveness in fully mineralizing pharmaceutical compounds, emphasizing the need for further optimization and additional treatment methods.

4.6. Sonochemical process

Sonochemistry explores the chemical effects of ultrasound, which arise from acoustic cavitation. Sonolysis, a modern AOP technique, utilizes ultrasound to generate $\bullet\text{OH}$ radicals through water pyrolysis.¹⁴³ Sonolysis presents advantages over conventional AOPs, such as the absence of chemical additives, low sludge generation, and broad applicability. It operates *via* acoustic cavitation, where ultrasound (US) induces bubble formation in aqueous solutions. These bubbles expand and collapse, releasing intense heat and pressure, generating reactive oxygen species that degrade pharmaceutical pollutants in water.¹⁴⁴ Ultrasound irradiation of aqueous solutions induces acoustic cavitation, leading to the formation, growth, and violent implosion of high-energy cavitation bubbles, creating localized hot spots. In these regions of extreme temperature and pressure, $\bullet\text{OH}$ radicals are generated (reaction (a)). Additionally, $\bullet\text{H}$ react with O_2 to form hydroperoxyl radicals (reaction (b)), ultimately producing H_2O_2 (eqn (c)). Pharmaceutical pollutants are degraded through three primary mechanisms: thermal decomposition within the cavitation bubbles, degradation at the bubble-liquid interface, and free radical-mediated reactions in the bulk solution (eqn (d)).^{145,146} The frequency of ultrasound waves plays a critical role, as the degradation rate of contaminants is influenced by factors such as ultrasound frequency, intensity, solution pH, and the physical and chemical properties of the pharmaceutical pollutants.¹⁴⁷ The generated non-selective reactive species enhance the degradation of pharmaceutical pollutants, making sonolysis an environmentally friendly method for water remediation from contaminants without introducing additional chemicals.¹⁴⁸ However, energy is necessary to sustain the acoustic cavitation of bubbles formed during ultrasound irradiation. The influence of sonication power on ultrasonic cavitation,

sonochemistry, and paracetamol degradation was studied in single- and dual-frequency sonoreactors.¹⁴⁹ Dual-frequency sonication exhibited a synergistic effect on degradation but did not significantly impact oxidant yield, regardless of horn power. The enhanced degradation rate is attributed to improved paracetamol transfer from the bulk to the cavitation bubbles, increasing its availability for reaction with $\bullet\text{OH}$ radicals. The degradation efficiency can be further improved by incorporating additives such as H_2O_2 , persulfate, or heterogeneous solid catalysts like activated carbon, biochar, and semiconductor photocatalysts.^{150,151} While sonolysis offers advantages over conventional methods, it has drawbacks, including incomplete degradation of recalcitrant organic pollutants, high energy consumption, and long processing times. These challenges can be addressed by combining sonolysis with other oxidation processes like photocatalysis, Fenton, photo-Fenton, ozonolysis, and electrochemical methods. However, the use of sono-based AOPs in pilot and full-scale wastewater treatment is still in the early stages.



4.7. Hybrid AOPs

Conventional wastewater treatment methods are categorized into primary, secondary, and tertiary processes, encompassing sedimentation, flotation, activated sludge processes, membrane technologies, coagulation, and filtration. However, these traditional approaches face limitations in effectively removing intricate pollutants like micropollutants and emerging pharmaceutical contaminants.¹⁵² Therefore, there is a need for innovative treatment methods such as AOPs and their combinations to address these challenges. Integrating AOPs with other technologies can create synergistic effects that enhance efficiency, increase the range of pharmaceuticals degraded, and improve the sustainability of the treatment process.¹⁵³ By combining AOPs with techniques such as membrane filtration, adsorption, biological treatments, or additional AOP methods, the treatment performance can surpass that of individual AOPs alone. This highlights the effectiveness of hybrid AOP systems as a promising approach for pharmaceutical wastewater treatment. Recent studies have increasingly focused on the development of hybrid AOPs, which combine chemical-based and energy-based systems, to explore their synergistic effects in the degradation of emerging contaminants. Combining two or more AOPs in a hybrid system offers the advantage of generating higher concentrations and diverse types of reactive species.³² This synergy addresses limitations of low mineralization efficiency in certain AOPs, especially for pharmaceuticals known for their recalcitrant nature against degradation and mineralization by single AOPs. For example, NTP can produce high concentrations of non-radical species such as H_2O_2 and O_3 . When suitable catalysts, like heterogeneous Fenton or ozone



catalysts, or homogeneous Fenton and Fenton-like catalysts (*e.g.*, Fe(II) or Cu(II)), are introduced, these non-radical species decompose into powerful, non-selective oxidative radicals, such as hydroxyl and superoxide radicals, which exhibit stronger oxidizing power than H₂O₂ or O₃ alone. This principle also applies effectively to other hybrid systems, like combining persulfate with NTP, enhancing degradation efficiency and broadening treatment capabilities for various organic contaminants.¹⁵⁴ A study¹⁵⁵ investigated the removal of ibuprofen from wastewater using sonolysis and sono-Fenton oxidation. The combination of homogeneous Fenton oxidation with ultrasound irradiation demonstrated superior efficiency compared to the individual processes, particularly in terms of mineralization yield. The enhanced performance was due to the sono-regeneration of ferrous ions from ferric complexes, enabling continuous Fenton reactions. The process improved TOC removal from 25% to 50% within 3 hours using a low Fenton's reagent concentration, with iron levels below 10 mg L⁻¹, highlighting sono-regeneration as the primary activation mechanism. The hybrid O₃/UV/H₂O₂ system was optimized for carbamazepine removal (10 mg L⁻¹), with O₃ concentration at 0.91 mg L⁻¹, H₂O₂ at 5.5 mg L⁻¹, and UV intensity at 2.9 mW cm⁻² for 5 minutes. Results showed 100% degradation of carbamazepine and 34.04% mineralization.¹⁵⁶ The photocatalytic ozonation (O₃/UVA/TiO₂) system was studied for ciprofloxacin (10 mg L⁻¹) removal under the conditions of ozone flow = 0.34 g h⁻¹, TiO₂ dosage = 1.0 g L⁻¹, and an initial pH of 9.0 for 15 min. The results showed 98.5% degradation and 81.1% mineralization efficiency.¹⁵⁷ Given their environmental friendliness and sustainability, hybrid AOPs utilizing solar irradiation, minimal chemical use, and reduced energy consumption present a promising solution for future large-scale industrial applications in removing pharmaceutical pollutants from wastewater. However, the choice of treatment process depends on pollutant characteristics, cost-effectiveness, and practical applicability.

4.8. Sustainable catalysts as an activator in AOPs


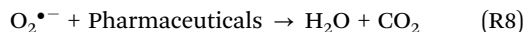
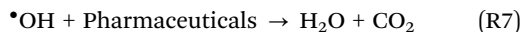
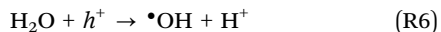
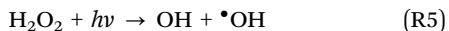
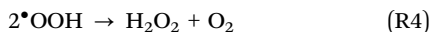
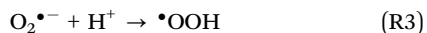
Recently, there has been a growing demand for eco-friendly solutions in cleaning up the aquatic environment.³⁵ AOPs have emerged as effective methods for degradation and mineralization of pharmaceutical pollutants in water using a low-cost and green catalyst as an activator.^{158,159} A key element in AOP success is using catalysts to enhance oxidation reactions and improve pollutant removal efficiency. Sustainable catalysts have characteristic such as renewability, low energy usage, recyclability, non-toxicity, high catalytic activity, selectivity, compatibility with water, and cost-effectiveness.¹⁶⁰ Green and sustainable catalysts could be prepared from a variety of materials, including agricultural, industrial, and animal wastes.¹⁶¹ Biochar-based materials, known for their large surface area and stability, have shown exceptional catalytic activity in AOPs.¹⁶² Similarly, metal-organic frameworks (MOFs) offer promise due to their adjustable structures and versatile catalytic properties for sustainable pollutant removal.¹⁶³ Biochar and MOFs are considered promising, cost-effective, and environmentally friendly catalysts that serve as effective activators and adsorbents in AOPs such as photocatalysis, Fenton, persulfate, and ozone-based AOPs.^{164–167} Iron-impregnated biochar, derived from waste

black seed pomace, was successfully modified and utilized to activate peroxydisulfate (PDS) for diclofenac degradation in water samples. This treatment achieved 88% diclofenac degradation within 10 minutes and a total organic carbon (TOC) removal rate of 90%, indicating effective mineralization, within 60 minutes.¹⁰⁵ Biochar and MOFs can be sustainably synthesized from a wide range of waste materials, supporting the “waste-to-treat-waste” concept. This approach not only helps in waste management but also provides valuable adsorbents and catalysts for environmental applications. However, practical implementation in wastewater treatment introduces specific challenges. One major issue is the separation of fine powdered catalysts, such as biochar and MOFs, from the treated water, often requiring time-consuming filtration or centrifugation. To overcome this, incorporating magnetic materials (*e.g.*, iron oxides) into biochar or MOFs can alter their surface properties, making separation with an external magnetic field feasible. This modification not only simplifies the recovery process but also enhances the catalytic activity of the materials in AOPs, such as Fenton and Fenton-like reactions, and in photocatalytic applications. The magnetic modification improves the overall efficiency and reusability of biochar and MOF catalysts, providing a more practical and scalable solution for pollutant degradation in wastewater treatment.

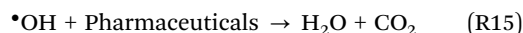

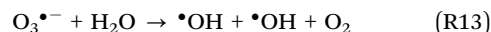
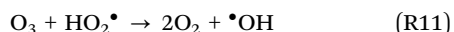
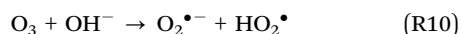
5. Mechanism of AOPs in generating reactive species for pharmaceutical degradation

AOPs are oxidation-based water treatment methods that use energy inputs (*e.g.*, chemical agents like H₂O₂, persulfate, ozone, or catalysts; electrical power; ultrasound; or light) to generate highly reactive oxidizing species, primarily hydroxyl radicals (with an oxidizing potential of 2.80 V), sulfate radicals, superoxides, and singlet oxygen.^{168,169} These technologies effectively break down recalcitrant organic pollutants, such as pharmaceuticals, that are resistant to conventional wastewater treatment.²⁰ AOPs commonly use oxidants like hydrogen peroxide, ozone, or persulfate, often combined with UV light, catalysts, or activators. They are effective in degrading complex, non-biodegradable contaminants into less harmful byproducts.⁶⁷ The generation of reactive species varies depending on the AOP type, experimental conditions, and catalysts. In Fenton oxidation, hydroxyl radicals dominate, while persulfate-based AOPs generate sulfate and hydroxyl radicals, as well as singlet oxygen.⁶³ Photocatalytic oxidation involves a photoactive catalyst, typically a semiconductor such as TiO₂, which can be applied as a powder or coated onto a support like glass. When exposed to UV or visible light (depending on the photocatalyst's band-gap energy) in the presence of oxygen, the catalyst generates electron-hole pairs, initiating redox reactions with species adsorbed on its surface (Fig. 7). This process has proven effective in removing pharmaceuticals from water.¹⁷⁰ The possible chemical reaction pathways in photocatalysis-based AOPs are illustrated in reactions (R1)–(R9).^{124,171}





Ozonation can occur through two pathways: direct reaction in acidic solutions in the dark or indirect reaction *via* ozone decomposition, producing reactive species like OH radicals, which occurs in alkaline conditions or with a photocatalyst. In acidic conditions ($\text{pH} \leq 4$) without light, direct ozonation is dominant. At pH levels between 4 and 9, both direct and indirect pathways are active, while at $\text{pH} \geq 9$, the indirect route, or ozone-based AOPs, prevails (reactions (R10) and (R11)). In this pathway, generated radicals non-selectively degrade pharmaceuticals, achieving high TOC removal, an indicator of mineralization efficiency. The indirect pathway can be enhanced by UV light or by homogeneous and heterogeneous catalysts, either in darkness or in combination with light, as in photocatalytic ozonation. Photolytic ozonation has proven more effective in the degradation and mineralization of pharmaceuticals⁷ than UV photolysis or ozonation alone. The main chain reactions of ozone with photo-generated electrons on photocatalyst surfaces are shown in reactions (R12)–(R15).



Non-thermal plasma (NTP)-based AOPs, generated by electrical discharge at the gas–liquid interface, in a gas atmosphere, or within a liquid, produce ultrasonic waves, UV radiation, and various reactive species under ambient conditions. These species include neutral molecules (H_2 , O_2 , O_3 , and H_2O_2), ions, free radicals ($\bullet\text{OH}$, $\bullet\text{O}$, $\bullet\text{H}$, and HO_2^{\bullet}), and singlet oxygen, which effectively degrade and mineralize pharmaceutical pollutants. The quantity and nature of these reactive species depend on factors such as discharge type, input power, gaseous atmosphere, water composition, pH, and conductivity. The mechanisms for the generation of these active species by discharge are outlined in reactions (R16)–(R28). Studies have shown that the gas atmosphere significantly influences the types of species generated. For instance, in an argon or helium atmosphere, H_2O_2 is predominant, whereas ozone formation is favored under oxygen and air atmospheres. In a nitrogen atmosphere, the solution becomes enriched with nitrates, leading to a decrease in the pH of the treated solution. The quantity of reactive species generated is directly proportional to the input power of the discharge. However, at very high input energy, reactive species may undergo scavenging, reducing their availability for pollutant degradation. Therefore, optimizing the input power and selecting an appropriate gas atmosphere are essential to maximize the efficiency of NTP for pharmaceutical pollutant removal.

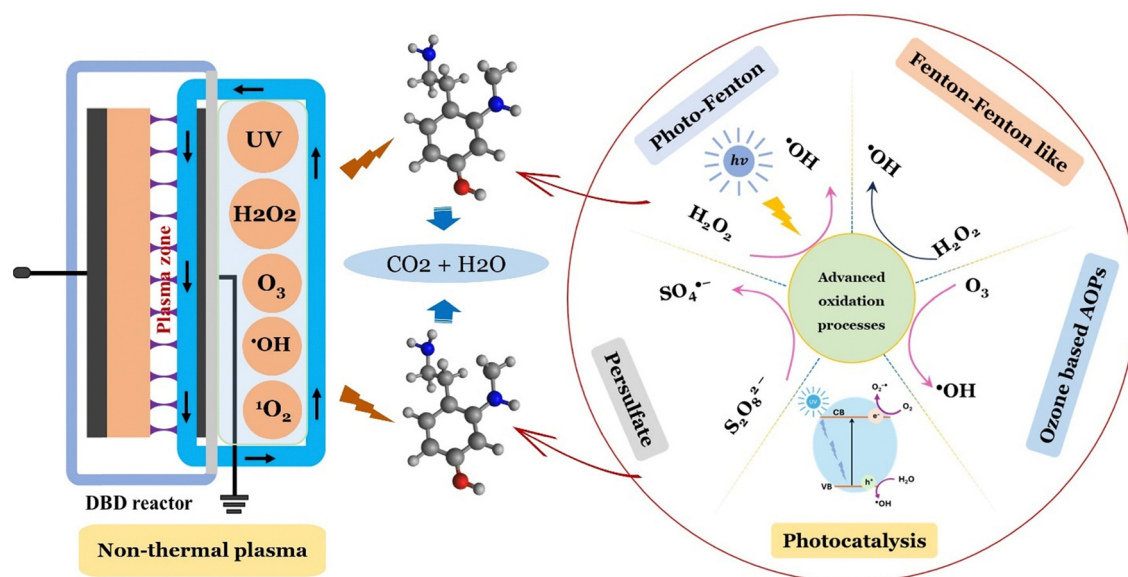

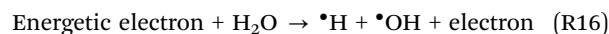
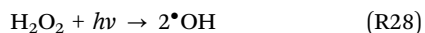
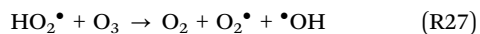
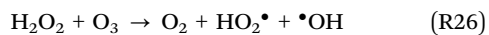
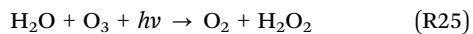
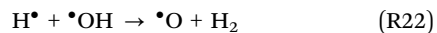
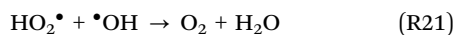
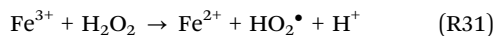
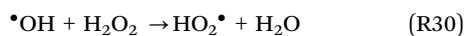
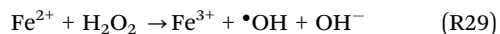


Fig. 7 Mechanism of ROS generation by various AOPs.





The degradation of organic pollutants by hydrogen peroxide relies on $\bullet\text{OH}$ radical production *via* H_2O_2 decomposition, either through UV light or ferrous ions (the Fenton process) (Fig. 7). In the traditional Fenton process, H_2O_2 reacts with ferrous iron to produce hydroxyl radicals ($\bullet\text{OH}$), which are highly reactive oxidizers that break down a range of organic pollutants, including pharmaceuticals. The core mechanism starts with the generation of $\bullet\text{OH}$ from H_2O_2 by oxidizing Fe(II) to Fe(III) (reaction (29)). The $\bullet\text{OH}$ may then react with H_2O_2 to form $\text{HO}_2\bullet$, a less potent oxidizer (reaction (30)). Fe(II) is regenerated by reacting with H_2O_2 (reaction (31)), enabling the cycle to produce additional $\bullet\text{OH}$ radicals. Under optimal conditions, this process can achieve complete mineralization of pharmaceuticals, converting them to harmless products like CO_2 and H_2O (reaction (32)).⁶⁹



Nonetheless, the process is highly pH-dependent (optimal at pH 2.8–3) and generates iron sludge, posing challenges for large-scale applications. To address these issues, researchers have developed Fenton-like processes, which are modified versions of the traditional Fenton process. These modifications include the use of heterogeneous catalysts as alternatives to homogeneous iron ions, integration with light (photo-Fenton), or employing electrochemistry to generate Fenton's reagent *in situ* (electro-Fenton).^{172,173} Fenton-like systems provide a more versatile and cost-effective alternative to traditional Fenton oxidation.

In hybrid AOPs, the mechanisms for generating reactive species vary in both the concentration and types of radical and non-radical oxidative species produced, depending on the specific combination of methods employed. Each method influences the generation pathways, leading to distinct profiles

of reactive species that impact the overall oxidation efficiency and pollutant degradation pathways.

6. Factors affecting AOPs

The efficacy of AOPs is subject to numerous influencing factors, contingent upon the technique and environmental context. Key experimental parameters include the nature and characteristic of pharmaceuticals, solution pH, initial pollutant concentrations, water matrix composition, and ionic strength, among others.¹⁷⁴ Notably, the duration of AOP application is important in determining its efficiency, as longer reaction times are positively associated with increased contaminant degradation. The pH of a solution is a crucial determinant, as certain processes function best under acidic or alkaline conditions. For instance, ozonation may not effectively eliminate certain organic pollutants due to its selective oxidant nature and low mineralization efficiency. However, when ozonation is conducted in an alkaline environment, it produces $\bullet\text{OH}$ radicals, which are non-selective and potent oxidants capable of decomposing most organic pollutants into water, CO_2 , and mineral acids, thus facilitating their complete mineralization.^{32,66} The initial concentration of pharmaceuticals influences the degradation efficiency in AOPs. Higher concentrations typically lead to lower degradation rates, as reactive species are consumed more rapidly, reducing their availability for further pollutant breakdown. In contrast, lower concentrations allow for more efficient use of reactive species, enhancing degradation efficiency. However, this trend does not apply to all AOPs, as it depends on reactor design, particularly in non-thermal plasma systems. For example, in a falling film reactor, reactive species are predominantly active at the water-gas interface, which can impact the overall degradation efficiency.²⁴ The composition of the water matrix, including organic and inorganic constituents, impacts AOP efficiency. The impact of co-existing ions and catalyst dose in AOPs using catalysts as activators on degradation performance depends on the catalyst's surface electrochemistry and the ionic forms of pollutants and the water matrix. The influence of competing ions on degradation is determined by their type and concentration in the pharmaceutical solution. In photocatalytic AOPs, light source intensity and wavelength influence reaction rates. Understanding and optimizing these factors are crucial for the successful application of AOPs in water treatment and pollutant degradation (Fig. 8).

7. AOPs: a promising solution with challenges and opportunities

The application of AOPs for removing pharmaceutical residues from water marks a significant progress in wastewater treatment technologies. AOPs offer key advantages, including high efficiency, no generation of secondary pollutants, the complete mineralization of pharmaceuticals into harmless byproducts like H_2O , CO_2 , and short-chain acids.^{175,176} However, to fully realize the potential of AOPs, it is crucial to address challenges



related to technological advancements, scaling for broader applications, commercialization, and closing existing research gaps. Despite technological advancements, significant challenges persist in scaling up AOPs to meet the demands of industrial pharmaceutical wastewater treatment. The complex and often costly operation of many AOPs, including high energy consumption and the instability of catalysts used in activation-based processes, hinder their large-scale application and commercialization. Additionally, the complex operations and high energy requirements of NTP and the stability and reusability issues of catalysts in processes such as Fenton, Fenton-like, ozonation, and photocatalysis remain critical barriers for AOPs in real-world applications.¹⁷⁷ Sonolysis has limitations, such as incomplete degradation of persistent organic pollutants, high energy consumption, and prolonged processing times. These challenges can be overcome by integrating sonolysis with other oxidation processes. However, the application of ultrasound-based AOPs in pilot- and full-scale wastewater treatment remains in its early stages. Utilizing renewable energy sources, such as solar light, to power the electric discharge generation in non-thermal NTP systems has the potential to significantly reduce the operational costs of the treatments. Solar energy, being abundant and cost-efficient, can replace conventional energy inputs, making NTP-based AOPs more sustainable and economically viable for large-scale applications. Furthermore, the development of low-cost, sustainable catalysts such as biochar and MOFs offers another promising solution. These catalysts, which can be easily synthesized and modified from readily available agro-industrial wastes, not only reduce the material costs associated with AOPs but also enhance their environmental sustainability. The use of such catalysts can alleviate the limitations related to the large-scale implementation of AOPs for pharmaceutical wastewater remediation, thus contributing to the feasibility and affordability of these advanced treatment technologies in real-world applications. Pharmaceutical wastewater treatment commonly employs a single method for removing individual pharmaceuticals. However, cleaner production standards now call for tailored treatments that address the diverse chemical structures and properties of pharmaceuticals in various wastewater types, reflecting ongoing advancements in the field. Given that pharmaceutical compositions differ across manufacturing facilities, there is increasing interest in developing customized treatment processes for the distinct types of pharmaceutical wastewater generated. In practical applications, removing powdered catalysts from polluted solutions post-treatment, whether by filtration or centrifugation, can be challenging.¹⁷⁸ Integrating magnetic materials into catalyst such as biochar and MOF, however, can enhance its surface properties, facilitating easier separation from aqueous solutions after wastewater treatment in AOPs, such as Fenton and Fenton-like oxidation, ozone-based AOPs, or when used as a photocatalyst. To enable large-scale, sustainable application of AOPs in pharmaceutical wastewater treatment, optimizing operational parameters is essential. Efficient techniques, such as machine learning and design of experiments (*e.g.*, central composite design, Box-Behnken design, and Taguchi design), can enhance AOP efficiency for pharmaceutical removal in wastewater. Understanding the



Fig. 8 Factors influencing AOP performance in pharmaceutical removal from water.

mechanisms of pharmaceutical degradation by AOPs is key to optimizing these processes through the development of more efficient and sustainable catalysts like biochar and MOFs. Although biochar and MOFs are increasingly used for pharmaceutical removal in AOPs, research gaps remain, requiring further study to enable the effective use of these sustainable catalysts in pharmaceutical wastewater treatment.

8. Conclusions and outlook

Pharmaceutical residues enter the environment from various sources, mainly from point sources like manufacturing plants, institutes, and hospitals, impacting the quality of aquatic ecosystems. These contaminants cause alterations and biological imbalances, posing significant risks to all living organisms. Research on monitoring pharmaceutical residues has shown a gradual increase in their concentrations in rivers, lakes, and even drinking water. AOPs have proven to be effective in eliminating pharmaceutical pollutants from the pollution point sources. The adoption of a waste-to-resource approach, using low-cost and sustainable catalysts such as biochar and MOFs as activators in various AOPs, including Fenton, persulfate, ozonation, and photocatalysis, greatly improves the degradation and mineralization of pharmaceuticals. Using these affordable, sustainable catalysts in AOPs improves the feasibility of these methods for commercial applications. These catalysts are easily prepared and modified, and they exhibit excellent stability and reusability under real wastewater conditions, making them a promising strategy for the efficient removal of pharmaceutical pollutants and suitable for large-scale water remediation applications. Additionally, the hybrid application of various AOPs shows potential for further increasing mineralization by



boosting the production of ROS during the treatment processes. Future research should focus on the development of sustainable and efficient catalysts to act as activators in AOPs. The goal is to enhance mineralization efficiency, a critical factor for the successful treatment of wastewater using AOPs. Investigating the innovative combination of AOPs with other advanced water treatment technologies is crucial for optimizing their effectiveness in practical applications. Few studies have applied AOPs to treat actual pharmaceutical wastewater; most focus on removing pharmaceuticals from pure water. The complexity of contaminants in real wastewater and natural water matrices must be considered to assess pharmaceutical degradation selectivity in AOPs. Evaluating AOP techniques to effectively and simultaneously remove diverse pollutants from municipal, domestic, and industrial wastewater is crucial. Identifying reaction intermediates and byproducts is essential for effective pharmaceutical removal via AOPs. However, few studies report the toxicity of these degradation byproducts. Future research should focus on identifying reaction products and comparing their toxicity to the parent pharmaceuticals. TOC removal, indicating the degree of mineralization, is a crucial metric for assessing AOP effectiveness in wastewater treatment. Although AOPs have demonstrated significant potential for degrading pharmaceuticals, their performance can be improved by integrating them with additional water treatment methods, such as adsorption, membrane filtration, and other AOP processes in a hybrid approach.

Author contributions

K. H. H. A.: conceptualization, data curation, investigation, resources, software, validation, supervision, visualization, writing – original draft, writing – review & editing. F. S. M.: software, writing – review & editing. M. A. H.: writing – review & editing. S. H.: writing – review & editing.

Data availability

No primary research results, software or code have been included and no new data were generated or analysed as part of this review.

Conflicts of interest

The authors have no conflicts of interest to declare.

Acknowledgements

The authors are thankful to the University of Sulaimani for its assistance and collaboration throughout the review.

References

- 1 M. Fida, *et al.*, Water contamination and human health risks in Pakistan: a review, *Exposures Health*, 2023, **15**(3), 619–639.

- 2 X. Yu, *et al.*, Application of passive sampling device for exploring the occurrence, distribution, and risk of pharmaceuticals and pesticides in surface water, *Sci. Total Environ.*, 2024, **908**, 168393.
- 3 S. Khan, *et al.*, Emerging contaminants of high concern for the environment: Current trends and future research, *Environ. Res.*, 2022, **207**, 112609.
- 4 O. A. A. Falahi, *et al.*, Occurrence of pharmaceuticals and personal care products in domestic wastewater, available treatment technologies, and potential treatment using constructed wetland: a review, *Process Saf. Environ. Prot.*, 2022, **168**, 1067–1088.
- 5 G. Mistry, *et al.*, New outlook on hazardous pollutants in the wastewater environment: Occurrence, risk assessment and elimination by electrodeionization technologies, *Environ. Res.*, 2023, **219**, 115112.
- 6 K. H. H. Aziz, *et al.*, Recent advances in water falling film reactor designs for the removal of organic pollutants by advanced oxidation processes: A review, *Water Resour. Ind.*, 2023, 100227.
- 7 K. H. H. Aziz, *et al.*, Degradation of pharmaceutical diclofenac and ibuprofen in aqueous solution, a direct comparison of ozonation, photocatalysis, and non-thermal plasma, *Chem. Eng. J.*, 2017, **313**, 1033–1041.
- 8 K. H. H. Aziz, Heterogeneous catalytic activation of peroxydisulfate toward degradation of pharmaceuticals diclofenac and ibuprofen using scrap printed circuit board, *RSC Adv.*, 2023, **13**(1), 115–128.
- 9 J. O. Eniola, *et al.*, A review on conventional and advanced hybrid technologies for pharmaceutical wastewater treatment, *J. Cleaner Prod.*, 2022, **356**, 131826.
- 10 X. Shi, K. Y. Leong and H. Y. Ng, Anaerobic treatment of pharmaceutical wastewater: a critical review, *Bioresour. Technol.*, 2017, **245**, 1238–1244.
- 11 A. Moghaddam, *et al.*, Biodegradation of pharmaceutical compounds in industrial wastewater using biological treatment: A comprehensive overview, *Int. J. Environ. Sci. Technol.*, 2023, **20**(5), 5659–5696.
- 12 A. Khalidi-Idrissi, *et al.*, Recent advances in the biological treatment of wastewater rich in emerging pollutants produced by pharmaceutical industrial discharges, *Int. J. Environ. Sci. Technol.*, 2023, 1–22.
- 13 M. A. Gulamhussein, B. Saini and A. Dey, Removal of pharmaceutical contaminants through membrane bioreactor, *Mater. Today: Proc.*, 2023, **77**, 260–268.
- 14 L. Sellaoui, *et al.*, Adsorption of pharmaceutical pollutants on activated carbon: Physicochemical assessment of the adsorption mechanism via advanced modelling, *J. Mol. Liq.*, 2023, **389**, 122929.
- 15 M. Zhai, *et al.*, Simultaneous removal of pharmaceuticals and heavy metals from aqueous phase via adsorptive strategy: A critical review, *Water Res.*, 2023, 119924.
- 16 S. Kumar, *et al.*, Recent Advancement in Nanotechnology for the Treatment of Pharmaceutical Wastewater: Sources, Toxicity, and Remediation Technology, *Curr. Pollut. Rep.*, 2023, 1–33.



- 17 S. Singh, *et al.*, Phytoremediation of pharmaceuticals and personal care products using the constructed wetland, *Environ. Chem. Ecotoxicol.*, 2024, **6**, 104–116.
- 18 S. Shafique, *et al.*, Deep eutectic solvents (DES): Structure, properties, and cutting-edge applications in green catalysis, *J. Mol. Liq.*, 2024, 126769.
- 19 J. Park, *et al.*, Removal characteristics of pharmaceuticals and personal care products: Comparison between membrane bioreactor and various biological treatment processes, *Chemosphere*, 2017, **179**, 347–358.
- 20 A. K. Thakur, *et al.*, Pharmaceutical waste-water treatment via advanced oxidation based integrated processes: An engineering and economic perspective, *J. Water Process Eng.*, 2023, **54**, 103977.
- 21 R. Changotra, H. Rajput and A. Dhir, Treatment of real pharmaceutical wastewater using combined approach of Fenton applications and aerobic biological treatment, *J. Photochem. Photobiol., A*, 2019, **376**, 175–184.
- 22 K. H. H. Aziz, *et al.*, Adsorptive removal of toxic heavy metals from aquatic environment by metal organic framework (MOF): A review, *J. Water Process Eng.*, 2025, **70**, 106867.
- 23 V. Singh, S. Gupta and S. K. Samanta, Water resource rejuvenation via AOP based degradation of pharmaceuticals extensively used during COVID-19, *J. Water Process Eng.*, 2024, **67**, 106137.
- 24 K. H. H. Aziz, *et al.*, Degradation of perfluorosurfactant in aqueous solution using non-thermal plasma generated by nano-second pulse corona discharge reactor, *Arabian J. Chem.*, 2021, **14**(10), 103366.
- 25 J. Xu, *et al.*, Progress of disinfection catalysts in advanced oxidation processes, mechanisms and synergistic antibiotic degradation, *Sci. Total Environ.*, 2024, **913**, 169580.
- 26 Q. Zhang, *et al.*, Insight into antibiotic removal by advanced oxidation processes (AOPs): Performance, mechanism, degradation pathways, and ecotoxicity assessment, *Chem. Eng. J.*, 2024, 157134.
- 27 T. L. da Silva, *et al.*, Overview of non-steroidal anti-inflammatory drugs degradation by advanced oxidation processes, *J. Cleaner Prod.*, 2022, **346**, 131226.
- 28 Y. D. Shahamat, *et al.*, Removal of azo red-60 dye by advanced oxidation process O₃/UV from textile wastewaters using Box-Behnken design, *Inorg. Chem. Commun.*, 2022, **143**, 109785.
- 29 A. E. Gahrouei, *et al.*, From wastewater to clean water: Recent advances on the removal of metronidazole, ciprofloxacin, and sulfamethoxazole antibiotics from water through adsorption and advanced oxidation processes (AOPs), *Environ. Res.*, 2024, 119029.
- 30 X. A. Mutke, *et al.*, Efficiency of ozonation and sulfate radical-AOP for removal of pharmaceuticals, corrosion inhibitors, x-ray contrast media and perfluorinated compounds from reverse osmosis concentrates, *Water Res.*, 2024, **255**, 121346.
- 31 B. O. Ojo, O. A. Arotiba and N. Mabuba, A review on reactive oxygen species generation, anode materials and operating parameters in sonoelectrochemical oxidation for wastewater remediation, *Chemosphere*, 2024, 143218.
- 32 K. H. H. Aziz, Application of different advanced oxidation processes for the removal of chloroacetic acids using a planar falling film reactor, *Chemosphere*, 2019, **228**, 377–383.
- 33 M. C. N  stor and C. Mariana, Impact of pharmaceutical waste on biodiversity, *Ecopharmacovigilance: Multidisciplinary Approaches to Environmental Safety of Medicines*, 2019, pp. 235–253.
- 34 A. Dhawande, *et al.*, Pharmaceutical waste: an emerging threat to the ecosystem, in *360-Degree Waste Management*, Elsevier, 2023, vol. 2, pp. 3–37.
- 35 M. Hossein, *et al.*, Exploring eco-friendly approaches for mitigating pharmaceutical and personal care products in aquatic ecosystems: A sustainability assessment, *Chemosphere*, 2023, **316**, 137715.
- 36 M. Mofijur, *et al.*, Advances in identifying and managing emerging contaminants in aquatic ecosystems: Analytical approaches, toxicity assessment, transformation pathways, environmental fate, and remediation strategies, *Environ. Pollut.*, 2023, 122889.
- 37 H. Karimi-Maleh, *et al.*, Recent advances in using of chitosan-based adsorbents for removal of pharmaceutical contaminants: A review, *J. Cleaner Prod.*, 2021, **291**, 125880.
- 38 M. Pirsaeheb, N. Moradi and H. Hossini, Sonochemical processes for antibiotics removal from water and wastewater: a systematic review, *Chem. Eng. Res. Des.*, 2023, **189**, 401–439.
- 39 A. Arumugam, *et al.*, Pharmaceuticals as Emerging Pollutants: Implications for Water Resource Management in Malaysia, *Emerging Contam.*, 2025, 100470.
- 40 A. Puckowski, *et al.*, Bioaccumulation and analytics of pharmaceutical residues in the environment: A review, *J. Pharm. Biomed. Anal.*, 2016, **127**, 232–255.
- 41 A. Thakur, *et al.*, Pharmaceutical waste-water treatment via advanced oxidation based integrated processes: an engineering and economic perspective, *J. Water Process Eng.*, 2023, **54**, 103977, *Cent. Eur. J. Chem.*, 2023, **10**, 989–1027.
- 42 A. Singh, S. G. Pratap and A. Raj, Occurrence and dissemination of antibiotics and antibiotic resistance in aquatic environment and its ecological implications: a review, *Environ. Sci. Pollut. Res.*, 2024, **31**(35), 47505–47529.
- 43 M. del Carmen G  mez-Regalado, *et al.*, Bioaccumulation/bioconcentration of pharmaceutical active compounds in aquatic organisms: Assessment and factors database, *Sci. Total Environ.*, 2023, **861**, 160638.
- 44 C. O. Adetunji, *et al.*, Integrated processes for production of pharmaceutical products from agro-wastes, *Biomass, Biofuels, Biochemicals*, Elsevier, 2022, pp. 439–461.
- 45 S. Muthusamy, *et al.*, Microbial pullulan for food, biomedicine, cosmetic, and water treatment: A review, *Environ. Chem. Lett.*, 2022, **20**(5), 3199–3234.
- 46 E. S. Okeke, *et al.*, Environmental and health impact of unrecovered API from pharmaceutical manufacturing wastes: A review of contemporary treatment, recycling and management strategies, *Sustainable Chem. Pharm.*, 2022, **30**, 100865.



- 47 M. Caban and P. Stepnowski, How to decrease pharmaceuticals in the environment? A review, *Environ. Chem. Lett.*, 2021, **19**, 3115–3138.
- 48 J. O. Osuoha, B. O. Anyanwu and C. Ejileugha, Pharmaceuticals and personal care products as emerging contaminants: Need for combined treatment strategy, *J. Hazard. Mater. Adv.*, 2023, **9**, 100206.
- 49 A. Chakraborty, *et al.*, Pharmaceuticals and Personal Care Products as Emerging Environmental Contaminants: Prevalence, Toxicity, and Remedial Approaches, *ACS Chem. Health Saf.*, 2023, **30**(6), 362–388.
- 50 M.-K. Nguyen, *et al.*, Occurrence, fate, and potential risk of pharmaceutical pollutants in agriculture: Challenges and environmentally friendly solutions, *Sci. Total Environ.*, 2023, **899**, 165323.
- 51 M. R. Letsoalo, *et al.*, Efficient detection and treatment of pharmaceutical contaminants to produce clean water for better health and environmental, *J. Cleaner Prod.*, 2023, **387**, 135798.
- 52 M. Paut Kusturica, A. Tomas and A. Sabo, Disposal of unused drugs: Knowledge and behavior among people around the world, *Rev. Environ. Contam. Toxicol.*, 2017, **240**, 71–104.
- 53 S. M. Zainab, *et al.*, Antibiotics and antibiotic resistant genes (ARGs) in groundwater: A global review on dissemination, sources, interactions, environmental and human health risks, *Water Res.*, 2020, **187**, 116455.
- 54 Y. Ben, *et al.*, Human health risk assessment of antibiotic resistance associated with antibiotic residues in the environment: A review, *Environ. Res.*, 2019, **169**, 483–493.
- 55 L. Wang, X. Ye and J. Liu, Effects of pharmaceutical and personal care products on pubertal development: Evidence from human and animal studies, *Environ. Pollut.*, 2024, 123533.
- 56 J. O. Tijani, O. O. Fatoba and L. F. Petrik, A review of pharmaceuticals and endocrine-disrupting compounds: sources, effects, removal, and detections, *Water, Air, Soil Pollut.*, 2013, **224**, 1–29.
- 57 A. Khan, *et al.*, Impact, disease outbreak and the eco-hazards associated with pharmaceutical residues: a critical review, *Int. J. Environ. Sci. Technol.*, 2021, 1–12.
- 58 E. R. Kabir, M. S. Rahman and I. Rahman, A review on endocrine disruptors and their possible impacts on human health, *Environ. Toxicol. Pharmacol.*, 2015, **40**(1), 241–258.
- 59 M. Puri, K. Gandhi and M. Suresh Kumar, A global overview of endocrine disrupting chemicals in the environment: Occurrence, effects, and treatment methods, *Int. J. Environ. Sci. Technol.*, 2023, **20**(11), 12875–12902.
- 60 S. Hassan, *et al.*, Endocrine disruptors: Unravelling the link between chemical exposure and Women's reproductive health, *Environ. Res.*, 2024, **241**, 117385.
- 61 F. Rahimi, *et al.*, Advances in Three-Dimensional Electrochemical Degradation: A Comprehensive Review on Pharmaceutical Pollutants Removal from Aqueous Solution, *Chemosphere*, 2024, 142620.
- 62 Y. Deng and R. Zhao, Advanced Oxidation Processes (AOPs) in Wastewater Treatment, *Curr. Pollut. Rep.*, 2015, **1**(3), 167–176.
- 63 J. Wang and S. Wang, Reactive species in advanced oxidation processes: Formation, identification and reaction mechanism, *Chem. Eng. J.*, 2020, **401**, 126158.
- 64 H. R. Ahmed, *et al.*, Utilizing sequence transformation of selective copper metal as an efficient heterogeneous Fenton-like catalyst for the degradation of aqueous methylene blue, *React. Kinet., Mech. Catal.*, 2023, 1–18.
- 65 H. R. Ahmed, *et al.*, Iron-loaded carbon black prepared via chemical vapor deposition as an efficient peroxydisulfate activator for the removal of rhodamine B from water, *RSC Adv.*, 2023, **13**(37), 26252–26266.
- 66 K. H. H. Aziz, *et al.*, Application of a planar falling film reactor for decomposition and mineralization of methylene blue in the aqueous media via ozonation, Fenton, photocatalysis and non-thermal plasma: A comparative study, *Process Saf. Environ. Prot.*, 2018, **113**, 319–329.
- 67 P. Kumari and A. Kumar, Advanced oxidation process: A remediation technique for organic and non-biodegradable pollutant, *Results Surf. Interfaces*, 2023, **11**, 100122.
- 68 R. Ravi and A. K. Golder, Photocatalytic and biological degradation processes to mineralize pharmaceutically active compounds and catalyst recovery: a review, *Coord. Chem. Rev.*, 2025, **523**, 216267.
- 69 Y. Jiang, *et al.*, Recent progress in Fenton/Fenton-like reactions for the removal of antibiotics in aqueous environments, *Ecotoxicol. Environ. Saf.*, 2022, **236**, 113464.
- 70 M. Magureanu, N. B. Mandache and V. I. Parvulescu, Degradation of pharmaceutical compounds in water by non-thermal plasma treatment, *Water Res.*, 2015, **81**, 124–136.
- 71 S. W. da Silva, *et al.*, Advanced electrochemical oxidation processes in the treatment of pharmaceutical containing water and wastewater: A review, *Curr. Pollut. Rep.*, 2021, **7**, 146–159.
- 72 S. Krishnan, *et al.*, Removal of pharmaceutically active compounds from wastewater by hybrid advanced oxidation processes, *Concept of Zero Liquid Discharge*, Elsevier, 2023, pp. 187–223.
- 73 T. Wu, *et al.*, Construction of a novel S-scheme heterojunction piezoelectric photocatalyst V-BiOIO₃/FTCN and immobilization with floatability for tetracycline degradation, *J. Hazard. Mater.*, 2023, **443**, 130251.
- 74 H. Yang, C.-G. Lee and J. Lee, Utilizing animal manure-derived biochar in catalytic advanced oxidation processes: A review, *J. Water Process Eng.*, 2023, **56**, 104545.
- 75 M. Saeed, *et al.*, Synthesis of pn NiO-ZnO heterojunction for photodegradation of crystal violet dye, *Alex. Eng. J.*, 2023, **65**, 561–574.
- 76 A. Kulišáková, Removal of pharmaceutical micropollutants from real wastewater matrices by means of photochemical advanced oxidation processes—a review, *J. Water Process Eng.*, 2023, **53**, 103727.
- 77 A. Mathew, *et al.*, Comprehensive understanding of biomedical usages of metal and non metal doped carbon dots, *Mater. Today Commun.*, 2023, **37**, 106991.



- 78 Y.-Y. Wang, *et al.*, Recent advances in non-metal doped titania for solar-driven photocatalytic/photoelectrochemical water-splitting, *J. Energy Chem.*, 2022, **66**, 529–559.
- 79 H. Khan and M. U. H. Shah, Modification strategies of TiO₂ based photocatalysts for enhanced visible light activity and energy storage ability: A review, *J. Environ. Chem. Eng.*, 2023, 111532.
- 80 T.-D. Tran, *et al.*, Enhance diclofenac removal in wastewater by photocatalyst process combination with hydrogen peroxide, *Case Stud. Chem. Environ. Eng.*, 2023, **8**, 100506.
- 81 P. Eskandari, *et al.*, Photocatalytic degradation of metronidazole and oxytetracycline by novel l-Arginine (C, N codoped)-TiO₂/g-C₃N₄: RSM optimization, photodegradation mechanism, biodegradability evaluation, *Chemosphere*, 2023, **337**, 139282.
- 82 A. O. Oluwole and O. S. Olatunji, Synthesis and characterization of binary bismuth tungstate-graphitic carbon nitride (BWO/g-C₃N₄) heterojunction nanocomposites for efficient photodegradation of ibuprofen in aqueous media, *J. Water Process Eng.*, 2023, **54**, 104045.
- 83 N. Aghababaei, *et al.*, Photocatalytic degradation of diclofenac using a novel double Z-scheme catalyst (Og-C₃N₄/ZnO/TiO₂@ halloysite nanotubes): degradation mechanism, identification of by-products and environmental implementation, *J. Water Process Eng.*, 2023, **53**, 103702.
- 84 V. Sumalatha, *et al.*, Hydrothermal fabrication of n-CeO₂/p-CuS heterojunction nanocomposite for enhanced photodegradation of pharmaceutical drugs in wastewater under visible-light and fluorometric sensor for detection of uric acid, *Inorg. Chem. Commun.*, 2023, **155**, 110962.
- 85 M. Honarmand, *et al.*, Fabrication of Co₃O₄/CdO/clinoptilolite nanocomposite heterojunction with synergistically enhanced catalytic performance for photodegradation of pharmaceutical pollutants, *Surf. Interfaces*, 2024, **44**, 103609.
- 86 D. Nugroho, *et al.*, Synergistic magnetic field effect to enhance photocatalytic effect for pharmaceuticals degradation by Ti₃C₂ MXene/GQDs@ ZnO, *J. Photochem. Photobiol., A*, 2025, **462**, 116224.
- 87 A. H. Ali and A. I. Alwared, Photocatalytic continuous degradation of pharmaceutical pollutants by zeolite/Fe₃O₄/CuS/CuWO₄ nanocomposite under direct sunlight, *Results Eng.*, 2024, **24**, 103234.
- 88 A. Lins, *et al.*, Cashew gum-assisted synthesis of Zn_{0.98}Nd_{0.02}O photocatalyst: pH-dependent green approach and photocatalytic degradation of ciprofloxacin and ibuprofen pharmaceutical pollutants, *Int. J. Biol. Macromol.*, 2025, 140720.
- 89 M. O. Qamar, K. Balu and Y.-H. Ahn, BiVO₄-Driven photocatalytic degradation of pharmaceutical in Slurry Bubble Column Reactor: Influencing factors and toxicological profiling, *Chem. Eng. J.*, 2024, **496**, 153526.
- 90 K. Kalantarian and S. Sheibani, Enhancement of photocatalytic efficiency of Fe₂O₃ through g-C₃N₄ nanosheet modification for degradation of organic and pharmaceutical pollutants and hydrogen production, *Ceram. Int.*, 2024, **50**(21), 42818–42834.
- 91 M. S. Mohtaram, *et al.*, Photocatalytic degradation of acetaminophen using a novel TiO₂-orange peel-derived biochar composite: Synthesize, characterization and optimization of key factors, *J. Water Process Eng.*, 2024, **58**, 104884.
- 92 O. Ganzenko, *et al.*, Electrochemical advanced oxidation and biological processes for wastewater treatment: a review of the combined approaches, *Environ. Sci. Pollut. Res.*, 2014, **21**, 8493–8524.
- 93 C. Gong, *et al.*, Insights into degradation of pharmaceutical pollutant atenolol via electrochemical advanced oxidation processes with modified Ti₄O₇ electrode: Efficiency, stability and mechanism, *Environ. Res.*, 2023, **228**, 115920.
- 94 J. Qiao and Y. Xiong, Electrochemical oxidation technology: A review of its application in high-efficiency treatment of wastewater containing persistent organic pollutants, *J. Water Process Eng.*, 2021, **44**, 102308.
- 95 V. Ganthavee and A. P. Trzcinski, Removal of pharmaceutically active compounds from wastewater using adsorption coupled with electrochemical oxidation technology: a critical review, *J. Ind. Eng. Chem.*, 2023, **126**, 20–35.
- 96 A. Goi and M. Trapido, Hydrogen peroxide photolysis, Fenton reagent and photo-Fenton for the degradation of nitrophenols: a comparative study, *Chemosphere*, 2002, **46**(6), 913–922.
- 97 A. Santos Hernandez, Direct synthesis of H₂O₂ at ambient conditions and its applicability for water treatment with Fenton's catalysts, 2022, Cardiff University.
- 98 H. H. P. Quang, *et al.*, Fe²⁺, Fe³⁺, Co²⁺ as highly efficient cocatalysts in the homogeneous electro-Fenton process for enhanced treatment of real pharmaceutical wastewater, *J. Water Process Eng.*, 2022, **46**, 102635.
- 99 F. Rezaei and D. Vione, Effect of pH on zero valent iron performance in heterogeneous Fenton and Fenton-like processes: A review, *Molecules*, 2018, **23**(12), 3127.
- 100 X. Du, *et al.*, Derivatives of metal-organic frameworks for heterogeneous Fenton-like processes: From preparation to performance and mechanisms in wastewater purification—A mini review, *Environ. Res.*, 2022, **206**, 112414.
- 101 A. M. Diez, *et al.*, Nano-zero-valent particles synthesized with agroindustry wastes for pesticide degradation under real conditions, *Process Saf. Environ. Prot.*, 2023, **176**, 1089–1100.
- 102 K. O. Rahman and K. H. H. Aziz, Utilizing scrap printed circuit boards to fabricate efficient Fenton-like catalysts for the removal of pharmaceutical diclofenac and ibuprofen from water, *J. Environ. Chem. Eng.*, 2022, **10**(6), 109015.
- 103 K. H. B. Haroon and S. K. Bhunia, Fenton-like catalysts based on graphitic carbon nitride nanosheets decorated with Fe₃O₄ nanoparticles for removal of colorless tetracycline, *ACS Appl. Nano Mater.*, 2023, **7**, 26356–26368.
- 104 C. Zhou, *et al.*, Enhancing Fenton-like reaction through a multifunctional molybdenum disulfide film coating on nano zero valent iron surface (MoS₂@ nZVI): Collaboration of radical and non-radical pathways, *Sci. Total Environ.*, 2024, **920**, 170818.
- 105 F. S. Mustafa and K. H. H. Aziz, Heterogeneous catalytic activation of persulfate for the removal of rhodamine B



- and diclofenac pollutants from water using iron-impregnated biochar derived from the waste of black seed pomace, *Process Saf. Environ. Prot.*, 2023, **170**, 436–448.
- 106 Y. Liu, *et al.*, Synergistic removal mechanism of tetracycline by ethylenediamine modified magnetic chitosan based Fenton-like catalyst, *RSC Adv.*, 2024, **14**(49), 36507–36516.
- 107 M. Ayoub, *et al.*, Enhancing ceftriaxone degradation via an optimized Fenton-like reaction using ZVI/Cu nanoparticles, *J. Water Process Eng.*, 2025, **69**, 106860.
- 108 S.-P. Sun, *et al.*, Enhanced heterogeneous and homogeneous Fenton-like degradation of carbamazepine by nano-Fe₃O₄/H₂O₂ with nitrilotriacetic acid, *Chem. Eng. J.*, 2014, **244**, 44–49.
- 109 S. Peng, *et al.*, Applicability study on the degradation of acetaminophen via an H₂O₂/PDS-based advanced oxidation process using pyrite, *Chemosphere*, 2018, **212**, 438–446.
- 110 W. He, *et al.*, Facile synthesis of Fe₃O₄@ MIL-100 (Fe) towards enhancing photo-Fenton like degradation of levofloxacin via a synergistic effect between Fe₃O₄ and MIL-100 (Fe), *Chem. Eng. J.*, 2021, **409**, 128274.
- 111 A. S. Giri and A. K. Golder, Ciprofloxacin degradation from aqueous solution by Fenton oxidation: reaction kinetics and degradation mechanisms, *RSC Adv.*, 2014, **4**(13), 6738–6745.
- 112 N. Belkessa, *et al.*, A review of Non-thermal plasma-catalysis: The mutual influence and sources of synergetic effect for boosting volatile organic compounds removal, *Environ. Res.*, 2024, 119333.
- 113 R. C. Sanito, S.-J. You and Y.-F. Wang, Degradation of contaminants in plasma technology: An overview, *J. Hazard. Mater.*, 2022, **424**, 127390.
- 114 K. H. H. Aziz, *et al.*, Removal of dichloroacetic acid from aqueous solution using non-thermal plasma generated by dielectric barrier discharge and nano-pulse corona discharge, *Sep. Purif. Technol.*, 2019, **216**, 51–57.
- 115 J. Sima, *et al.*, Complete degradation of polystyrene microplastics through non-thermal plasma-assisted catalytic oxidation, *J. Hazard. Mater.*, 2024, 136313.
- 116 A. Ouzar, *et al.*, Enhanced removal of malachite green from wastewater using nonthermal plasma gliding arc discharge combined with ferrate oxidation, *Desalin. Water Treat.*, 2024, **320**, 100743.
- 117 K. H. H. Aziz, *et al.*, Comparative study on 2, 4-dichlorophenoxyacetic acid and 2, 4-dichlorophenol removal from aqueous solutions via ozonation, photocatalysis and non-thermal plasma using a planar falling film reactor, *J. Hazard. Mater.*, 2018, **343**, 107–115.
- 118 K. Kyere-Yeboah, I. K. Bique and X.-C. Qiao, Advances of non-thermal plasma discharge technology in degrading recalcitrant wastewater pollutants, A comprehensive review, *Chemosphere*, 2023, **320**, 138061.
- 119 L. Chandana, *et al.*, Non-thermal atmospheric pressure plasma jet for the bacterial inactivation in an aqueous medium, *Sci. Total Environ.*, 2018, **640**, 493–500.
- 120 Y. He, *et al.*, Volatile organic compounds degradation by nonthermal plasma: a review, *Environ. Sci. Pollut. Res.*, 2023, **30**(12), 32123–32152.
- 121 B. Jiang, *et al.*, Review on electrical discharge plasma technology for wastewater remediation, *Chem. Eng. J.*, 2014, **236**, 348–368.
- 122 M. Ansari, *et al.*, A systematic review of non-thermal plasma (NTP) technologies for synthetic organic pollutants (SOPs) removal from water: Recent advances in energy yield aspects as their key limiting factor, *J. Water Process Eng.*, 2023, **51**, 103371.
- 123 E. S. M. Mouele, *et al.*, A critical review on ozone and co-species, generation and reaction mechanisms in plasma induced by dielectric barrier discharge technologies for wastewater remediation, *J. Environ. Chem. Eng.*, 2021, **9**(5), 105758.
- 124 K. H. H. Aziz, *et al.*, Application of New Planar Falling Film Reactors for Degradation and Mineralization of Few Pharmaceuticals and Organic Pollutants in Aqueous Solutions by Means of Ozonation, Photocatalysis and Non-thermal plasma. Photocatalysis and Non-thermal Plasma, Council of the College of Science at the University of Sulaimani in Partial, 2018.
- 125 S. Kooshki, *et al.*, Selective reactive oxygen and nitrogen species production in plasma-activated water via dielectric barrier discharge reactor: An innovative method for tuning and its impact on dye degradation, *J. Water Process Eng.*, 2024, **63**, 105477.
- 126 S. D. Savić, *et al.*, Complete degradation of propranolol by a water falling film non-thermal plasma reactor: The effects of input power and plasma gases on transformation pathway, *Chem. Eng. J.*, 2024, **497**, 154685.
- 127 Y. Wei, *et al.*, Degradation of enrofloxacin in aqueous by DBD plasma and UV: degradation performance, mechanism and toxicity assessment, *Chem. Eng. J.*, 2022, **431**, 133360.
- 128 L. Onga, *et al.*, Degradation of anti-inflammatory drug dexamethasone by pulsed corona discharge: The effect of peroxycompounds addition, *J. Environ. Chem. Eng.*, 2022, **10**(3), 108042.
- 129 Y. Wang, *et al.*, Mechanism and process of sulfamethoxazole decomposition with persulfate activated by pulse dielectric barrier discharge plasma, *Sep. Purif. Technol.*, 2022, **287**, 120540.
- 130 L. Feyzi, N. Rahemi and S. Allahyari, Efficient degradation of tetracycline in aqueous solution using a coupled S-scheme ZnO/g-C₃N₄/zeolite P supported catalyst with water falling film plasma reactor, *Process Saf. Environ. Prot.*, 2022, **161**, 827–847.
- 131 M. P. Rayaroth, *et al.*, Degradation and transformation of carbamazepine in aqueous medium under non-thermal plasma oxidation process, *Chemosphere*, 2024, **352**, 141449.
- 132 N. Nandy, *et al.*, Antibiotic Chloramphenicol degradation using submerged thermal plasma synergized with LaMnO₃ catalyst, *Sep. Purif. Technol.*, 2024, **349**, 127822.
- 133 N. Nippatlapalli, K. Ramakrishnan and L. Philip, Enhanced degradation of complex organic compounds in wastewater using different novel continuous flow non-thermal pulsed corona plasma discharge reactors, *Environ. Res.*, 2022, **203**, 111807.



- 134 K. Shang, *et al.*, Degradation of sulfamethoxazole (SMX) by water falling film DBD Plasma/Persulfate: Reactive species identification and their role in SMX degradation, *Chem. Eng. J.*, 2022, **431**, 133916.
- 135 C. V. Rekhate and J. Srivastava, Recent advances in ozone-based advanced oxidation processes for treatment of wastewater—A review, *Chem. Eng. J. Adv.*, 2020, **3**, 100031.
- 136 S. N. Malik, *et al.*, Hybrid ozonation process for industrial wastewater treatment: Principles and applications: A review, *J. Water Process Eng.*, 2020, **35**, 101193.
- 137 P. P. Das, *et al.*, Advancements on ozonation process for wastewater treatment: A comprehensive review, *Chem. Eng. Process.*, 2024, 109852.
- 138 Z. Ji, *et al.*, The degradation of polycyclic aromatic hydrocarbons (PAHs) by ozone-based advanced oxidation processes: A review, *Ozone: Sci. Eng.*, 2024, **46**(1), 26–42.
- 139 K. H. H. Aziz, *et al.*, Application of New Planar Falling Film Reactors for Degradation and Mineralization of Few Pharmaceuticals and Organic Pollutants in Aqueous Solutions by Means of Ozonation, Photocatalysis and Non-thermal plasma, Council of the College of Science at the University of Sulaimani in Partial, 2018.
- 140 P. P. Das, S. Dhara and M. K. Purkait, Ozone-based oxidation processes for the removal of pharmaceutical products from wastewater, *Development in Wastewater Treatment Research and Processes*, Elsevier, 2024, pp. 287–308.
- 141 F. A. Almomani, *et al.*, Removal of emerging pharmaceuticals from wastewater by ozone-based advanced oxidation processes, *Environ. Prog. Sustainable Energy*, 2016, **35**(4), 982–995.
- 142 M. Mehrjouei, S. Müller and D. Möller, A review on photocatalytic ozonation used for the treatment of water and wastewater, *Chem. Eng. J.*, 2015, **263**, 209–219.
- 143 M. P. Rayaroth, U. K. Aravind and C. T. Aravindakumar, Degradation of pharmaceuticals by ultrasound-based advanced oxidation process, *Environ. Chem. Lett.*, 2016, **14**, 259–290.
- 144 R. F. Waris, *et al.*, Sonolysis-ozonation and peroxidation method for removal of atenolol and amoxicillin in wastewater, *Desalin. Water Treat.*, 2024, **320**, 100857.
- 145 M. H. Dehghani, *et al.*, Recent trends in the applications of sonochemical reactors as an advanced oxidation process for the remediation of microbial hazards associated with water and wastewater: A critical review, *Ultrason. Sonochem.*, 2023, **94**, 106302.
- 146 L. P. Vega, J. Soltan and G. A. Peñuela, Sonochemical degradation of triclosan in water in a multifrequency reactor, *Environ. Sci. Pollut. Res.*, 2019, **26**, 4450–4461.
- 147 T. Velempini, E. Prabakaran and K. Pillay, Recent developments in the use of metal oxides for photocatalytic degradation of pharmaceutical pollutants in water—a review, *Mater. Today Chem.*, 2021, **19**, 100380.
- 148 M. Sandaoui, *et al.*, The ultrasonic degradation of a pharmaceutical formulation including gentamicin sulfate and parabens: Optimization of operational parameters, antibacterial activity assessment, and analysis of resulting by-products, *J. Water Process Eng.*, 2024, **58**, 104875.
- 149 M. Zare, *et al.*, Impact of sonication power on the degradation of paracetamol under single-and dual-frequency ultrasound, *Ultrason. Sonochem.*, 2023, **99**, 106564.
- 150 P. Qiu, *et al.*, A review on heterogeneous sonocatalyst for treatment of organic pollutants in aqueous phase based on catalytic mechanism, *Ultrason. Sonochem.*, 2018, **45**, 29–49.
- 151 N. S. Deshmukh and M. P. Deosarkar, A review on ultrasound and photocatalysis-based combined treatment processes for pesticide degradation, *Mater. Today: Proc.*, 2022, **57**, 1575–1584.
- 152 A. Intisar, *et al.*, Adsorptive and photocatalytic degradation potential of porous polymeric materials for removal of pesticides, pharmaceuticals, and dyes-based emerging contaminants from water, *Chemosphere*, 2023, **336**, 139203.
- 153 P. Koundle, *et al.*, Tetracycline degradation for wastewater treatment based on ozone nanobubbles advanced oxidation processes (AOPs)—Focus on nanobubbles formation, degradation kinetics, mechanism and effects of water composition, *Chem. Eng. J.*, 2024, 156236.
- 154 H. Guo, *et al.*, Persulfate activated by non-thermal plasma for organic pollutants degradation: A review, *Chem. Eng. J.*, 2023, **470**, 144094.
- 155 S. Adityosulindro, *et al.*, Sonolysis and sono-Fenton oxidation for removal of ibuprofen in (waste) water, *Ultrason. Sonochem.*, 2017, **39**, 889–896.
- 156 J.-K. Im, *et al.*, Optimization of carbamazepine removal in O₃/UV/H₂O₂ system using a response surface methodology with central composite design, *Desalination*, 2012, **285**, 306–314.
- 157 E. Asgari, *et al.*, Degradation of ciprofloxacin by photocatalytic ozonation process under irradiation with UVA: comparative study, performance and mechanism, *Process Saf. Environ. Prot.*, 2021, **147**, 356–366.
- 158 N. N. Roslan, *et al.*, Recent Advances in Advanced Oxidation Processes for Degrading Pharmaceuticals in Wastewater—A Review, *Catalysts*, 2024, **14**(3), 189.
- 159 M.-K. Nguyen, *et al.*, Occurrence and fate of pharmaceutical pollutants in wastewater: Insights on ecotoxicity, health risk, and state-of-the-art removal, *Chemosphere*, 2024, 141678.
- 160 P. Sudalaimuthu and R. Sathyamurthy, Forecast sustainable and renewable hydrogen production via circular bio-economy of agro waste, *Int. J. Hydrogen Energy*, 2024, **75**, 179–199.
- 161 S. Kainth, P. Sharma and O. Pandey, Green sorbents from agricultural wastes: A review of sustainable adsorption materials, *Appl. Surf. Sci. Adv.*, 2024, **19**, 100562.
- 162 K. H. H. Aziz and R. Kareem, Recent advances in water remediation from toxic heavy metals using biochar as a green and efficient adsorbent: a review, *Case Stud. Chem. Environ. Eng.*, 2023, 100495.
- 163 M. S. Khan, *et al.*, A Review of Metal-Organic Framework (MOF) Materials as an Effective Photocatalyst for Degradation of Organic Pollutants, *Nanoscale Adv.*, 2023, **5**, 6318–6348.
- 164 C. Wang, *et al.*, Sulfate radicals-based advanced oxidation process (SR-AOPs): The future enabled by MOFs-based nanofibers, *Chem. Eng. J.*, 2024, 154352.



- 165 P. Xia, *et al.*, MOF-derived single-atom catalysts: The next frontier in advanced oxidation for water treatment, *Chem. Eng. J.*, 2023, **452**, 139446.
- 166 K. H. Hama Aziz, N. M. Fatah and K. T. Muhammad, Advancements in application of modified biochar as a green and low-cost adsorbent for wastewater remediation from organic dyes, *R. Soc. Open Sci.*, 2024, **11**(5), 232033.
- 167 Z. Kang, *et al.*, A review on application of biochar in the removal of pharmaceutical pollutants through adsorption and persulfate-based AOPs, *Sustainability*, 2022, **14**(16), 10128.
- 168 E. Domingues, *et al.*, Sulfate radical based advanced oxidation processes for agro-industrial effluents treatment: A comparative review with Fenton's peroxidation, *Sci. Total Environ.*, 2022, **832**, 155029.
- 169 A. Giwa, *et al.*, Recent advances in advanced oxidation processes for removal of contaminants from water: A comprehensive review, *Process Saf. Environ. Prot.*, 2021, **146**, 220–256.
- 170 K. H. Hama Aziz, *et al.*, Application of photocatalytic falling film reactor to elucidate the degradation pathways of pharmaceutical diclofenac and ibuprofen in aqueous solutions, *Coatings*, 2019, **9**(8), 465.
- 171 S. Bagheri, A. TermehYousefi and T.-O. Do, Photocatalytic pathway toward degradation of environmental pharmaceutical pollutants: structure, kinetics and mechanism approach, *Catal. Sci. Technol.*, 2017, **7**(20), 4548–4569.
- 172 Y. Yao, *et al.*, Bifunctional catalysts for heterogeneous electro-Fenton processes: a review, *Environ. Chem. Lett.*, 2022, **20**(6), 3837–3859.
- 173 A. Fdez-Sanromán, *et al.*, Heterogeneous electro-Fenton system using Fe-MOF as catalyst and electrocatalyst for degradation of pharmaceuticals, *Chemosphere*, 2023, **340**, 139942.
- 174 P. Sanga, *et al.*, A mechanistic view of removing pharmaceutical-induced pollutants by MXene and MXene-functionalized composites via adsorption and advanced oxidation process, *J. Environ. Chem. Eng.*, 2023, 111685.
- 175 L. Liu, *et al.*, Treatment of industrial dye wastewater and pharmaceutical residue wastewater by advanced oxidation processes and its combination with nanocatalysts: A review, *J. Water Process Eng.*, 2021, **42**, 102122.
- 176 Q. Gao, *et al.*, Advanced oxidation processes (AOPs)-based sludge pretreatment techniques for enhanced short-chain fatty acids production: A critical review, *Chem. Eng. J.*, 2024, 151496.
- 177 A. G. Capodaglio, Critical perspective on advanced treatment processes for water and wastewater: AOPs, ARPs, and AORPs, *Appl. Sci.*, 2020, **10**(13), 4549.
- 178 K. H. H. Aziz, Removal of toxic heavy metals from aquatic systems using low-cost and sustainable biochar: A review, *Desalin. Water Treat.*, 2024, 100757.

