


 Cite this: *RSC Adv.*, 2024, 14, 15876

Band gap tuning of perovskite solar cells for enhancing the efficiency and stability: issues and prospects

 Md. Helal Miah,^{ab} Mayeen Uddin Khandaker,^{ac} Md. Bulu Rahman,^b Mohammad Nur-E-Alam^{de} and Mohammad Aminul Islam^f

The intriguing optoelectronic properties, diverse applications, and facile fabrication techniques of perovskite materials have garnered substantial research interest worldwide. Their outstanding performance in solar cell applications and excellent efficiency at the lab scale have already been proven. However, owing to their low stability, the widespread manufacturing of perovskite solar cells (PSCs) for commercialization is still far off. Several instability factors of PSCs, including the intrinsic and extrinsic instability of perovskite materials, have already been identified, and a variety of approaches have been adopted to improve the material quality, stability, and efficiency of PSCs. In this review, we have comprehensively presented the significance of band gap tuning in achieving both high-performance and high-stability PSCs in the presence of various degradation factors. By investigating the mechanisms of band gap engineering, we have highlighted its pivotal role in optimizing PSCs for improved efficiency and resilience.

Received 2nd March 2024

Accepted 27th April 2024

DOI: 10.1039/d4ra01640h

rsc.li/rsc-advances

1. Introduction

The demand for renewable energy has greatly expanded globally due to the need for sustainable and environmentally acceptable energy sources. Photovoltaic technology is intriguing and has enormous potential since solar energy is abundant, free, and renewable. In contrast to finite fossil fuels, solar energy is inherently renewable and environmentally friendly, which make it a desirable energy source.^{1,2} An approximate calculation suggests that the sun emits solar radiation at a rate of 3.8×10^{23} kW per second, of which around 1.8×10^{14} kW per second is being utilized by Earth.³ The daily influx of solar energy onto the earth is abundant enough for consumption by the existing global population for 27 years.⁴ Recently, renewable energy sources have generated around 30% of the total 29 000 TW h of worldwide electricity output in 2022 (<https://www.statista.com/statistics/270281/electricity-generation-worldwide/>), to which solar energy contributed 4.5% (<https://www.iea.org/energy-system/renewables/>

[solar-pv](#)); this contribution was only 1.6% in 2019.⁵ Thus, photovoltaic technology is gaining popularity owing to its massive potential for capturing solar energy. This photovoltaic industry encompasses various generations of solar cells with their own sets of advantages and challenges. First-generation cells based on monocrystalline and polycrystalline silicon wafers offer high power conversion efficiency (PCE) and stability; however, the drawback is their high manufacturing cost. Second-generation cells based on thin-film technologies, including CdTe and CIGS, have low manufacturing costs, can use flexible substrates, and broaden the possible application sectors, but they usually have lower efficiency and stability. Third-generation and/or emerging PV technologies, such as CZTS, DSSCs, PSCs, organic photovoltaics, and quantum dot solar cells, are cost-effective and hold promise for higher PCEs with novel applications but face challenges regarding stability and scalability.

As emerging photovoltaics, PSCs stand as a leading-edge innovation considering their higher PCE, low cost, and easy manufacturing process.⁶ In addition, perovskite materials retain distinctive characteristics such as tunable band gaps, low exciton binding energy, high absorption coefficients, ambipolar charge transportation, and long charge carrier diffusion lengths.^{7–10} These valuable features make it possible for researchers to optimize PSCs in ways that are challenging for other types of solar cells. In recent years, there has been remarkable growth in the PCE of PSCs, increasing from 3.8% to an impressive 26.1%.^{11–13} Furthermore, the PCE of perovskite-based tandem solar cells (PBTSCs) has achieved a notable milestone with a PCE of 33.9%.¹³ Fig. 1 demonstrates the recent

^aApplied Physics and Radiation Technologies Group, CCDCU, School of Engineering and Technology, Sunway University, 47500 Bandar Sunway, Selangor, Malaysia

^bDepartment of Physics, Bangabandhu Sheikh Mujibur Rahman Science and Technology University, Gopalganj-8100, Bangladesh

^cFaculty of Graduate Studies, Daffodil International University, Daffodil Smart City, Birulia, Savar, Dhaka-1216, Bangladesh. E-mail: mayeenk@diu.edu.bd

^dInstitute of Sustainable Energy, Universiti Tenaga Nasional, Jalan IKRAM-UNITEN, Kajang 43000, Selangor, Malaysia

^eSchool of Science, Edith Cowan University, 270 Joondalup Drive, Joondalup-6027, WA, Australia

^fDepartment of Electrical Engineering, Faculty of Engineering, Universiti Malaya, Jalan Universiti, 50603 Kuala Lumpur, Malaysia



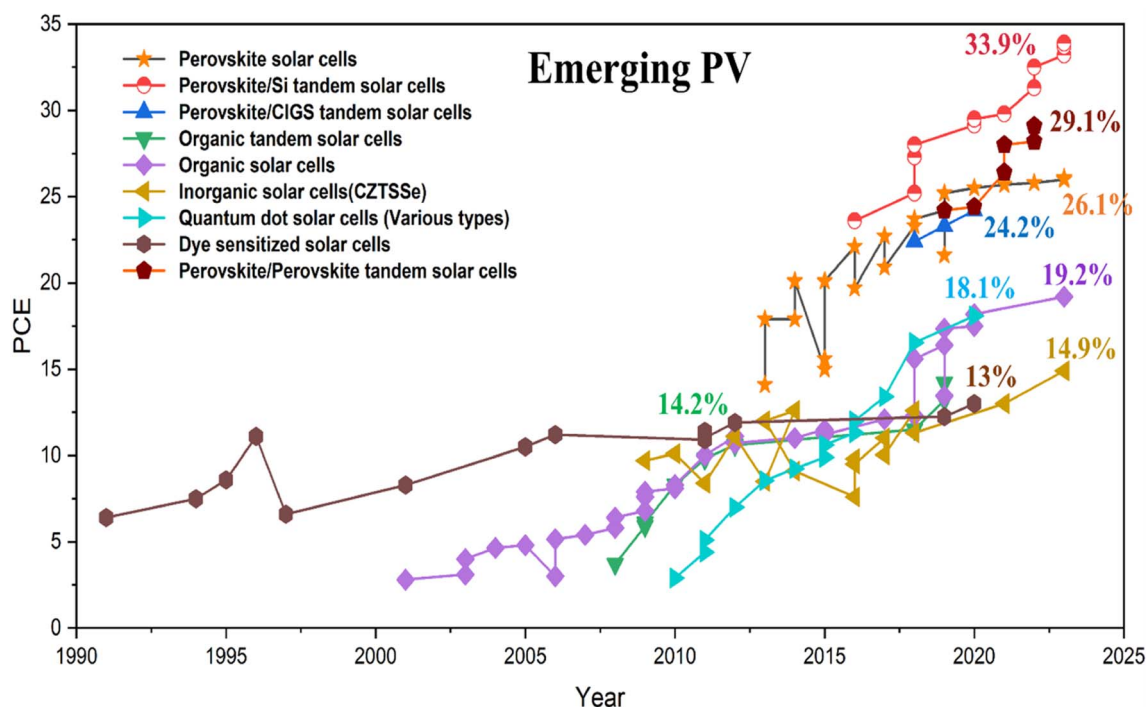


Fig. 1 The recent progress of emerging photovoltaic solar cells. Data extracted from NREL (<https://www.nrel.gov/>).

advancements in the PCE of various categories of emerging solar cells.

This rapid improvement implies significant progress in the photovoltaic industry. However, one of the key aspects influencing the performance and applicability of PSCs is stability, which determines their capability to sustain performance over time under various environmental conditions. Stability in PSCs is a multidimensional challenge. These PSCs are naturally vulnerable to moisture, oxygen, heat, and light, which can cause deterioration and loss of performance over time.^{10,14} Their performance and stability are also affected by crystal defects, ion migration, hysteresis and hydrophobicity.^{15–19} Band gap tuning through structural modification is a critical aspect of overcoming some of the aforementioned limitations and the optimization of PSCs for high performance and better stability. The band gap governs the range of energy of light that the perovskite materials can absorb efficiently. In an ideal world, the band gap should be modified to match the wavelength of solar energy to maximize light absorption and thus enhance the performance of the PSCs. The common techniques for band gap tuning in perovskite materials are compositional engineering, doping, interface engineering, dimensional modification, and pressure or strain.^{20–23} Fig. 2 shows the major approaches of band gap tuning towards the enhancement of the PCE of PSCs. By modulating the composition and structure of perovskite materials, researchers aim to modify their optical and electronic properties to achieve optimal performance from PSCs. In addition, by modifying the band gap, along with photovoltaic performance, stability against extrinsic and intrinsic degradation factors can be obtained.^{24,25}

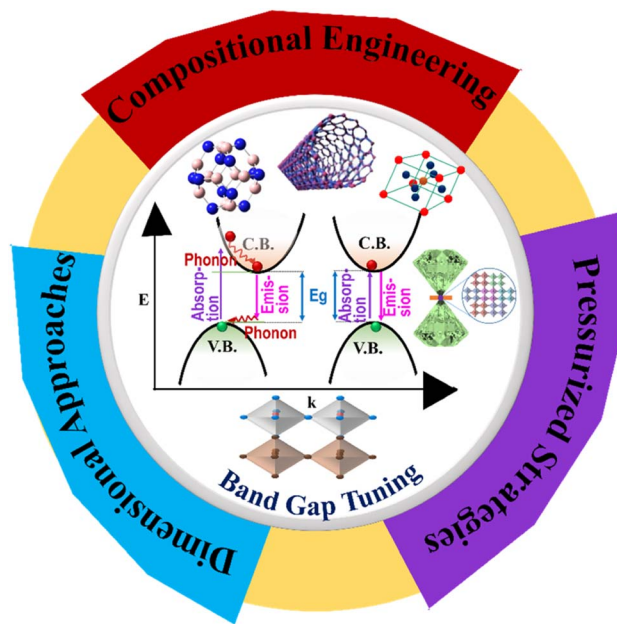


Fig. 2 Major processes of band gap tuning towards the enhancement of the PCE of PSCs.

This review extensively delves into the impact of band gap engineering on performance and stability, highlighting the influence and significance of cations, anion replacement in the perovskite structure, dimensional reduction and mixing of the dimensions, and pressure-induced bandgap modulation on material properties. By scrutinizing the structural changes



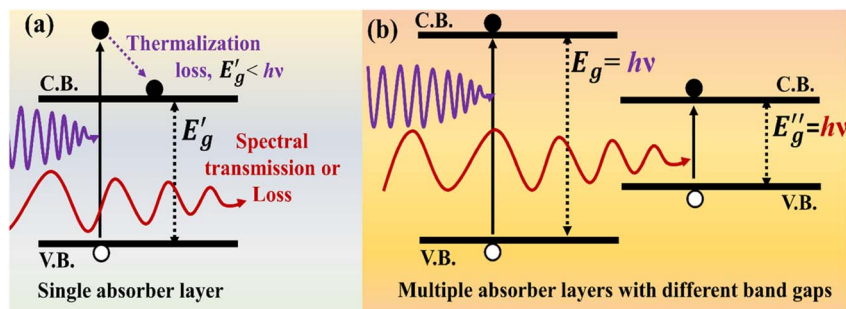


Fig. 3 (a) Photon absorption and loss; (b) photon absorption management adopting multiple absorber layers with various band gaps.

and compositional variations, the review aims to provide a comprehensive understanding of how band gap engineering contributes to advancements in solar cell technology for achieving high performance and stability of PSCs. Specifically, this review makes it possible to comprehend the many tactics used in detail, as well as how well they work to improve the stability and performance of PSCs. It is expected that this review will open the door for a focused study to overcome the existing obstacles and constraints that still need to be addressed towards the maximum potential of perovskite solar cells, as it offers a critical appraisal of the existing level of knowledge.

2. Photon absorption management

When photons interact with a semiconducting material, they can have three possible outcomes: (a) they may be reflected from the surface depending on the difference in refractive index between the material and surroundings, (b) they may be absorbed within the material depending on its extinction coefficient, or (c) it may be transmitted through the material. In the context of photovoltaic devices, both reflection and transmission are typically considered losses since photons are not absorbed and do not contribute to power generation. However, when a photon is absorbed, it can raise one electron from the valence band to the conduction band. The energy level of photons that will be absorbed can be estimated by using eqn (1):

$$E_{\text{in}} = \frac{1240}{\lambda \text{ (nm)}} \text{ eV} \quad (1)$$

where E_{in} represents the incident photon's energy and λ is the wavelength of the corresponding photon. Here, 1240 nm is the wavelength of a photon that contains 1 eV of energy. This incident photon will be absorbed if $E_{\text{in}} \geq E_g$, where E_g represents the band gap of the material. Generally, at the edge of the band gap of semiconducting materials, the highest absorption or emission occurs.

This band gap plays a crucial role in dictating which portion of the solar spectrum can be absorbed by a photovoltaic cell.²⁶ A semiconductor will not absorb photons of lower energy than its band gap; a lower energy photon than the band gap energy will not be able to create enough excitation of the valence band

electron to reach the conduction band. On the other hand, photons of higher energy than the band gap mostly generate heat by making a transition to the conduction band edge, offering no contribution to the solar cell's performance. For clearer comprehension, the incident photons can be fragmented into three categories based on their energy relative to the semiconductor band gap, and the absorption process is shown in Fig. 3.

(a) If the incident photon energy E_{in} is smaller than the band gap energy E_g , only minimal interactions with the semiconductor will occur (and such an interaction will not contribute to the photovoltaic process) and will pass through the material as if it is transparent.

(b) For $E_{\text{in}} = E_g$, the incident photons have just enough energy to produce an electron–hole pair and consequently, the valence band electron can just reach the conduction band.

(c) If the incident photon energy E_{in} is larger than the band gap energy E_g , strong photon absorption occurs and the electron now stays on the conduction band with some excess energy. However, in photovoltaic applications, additional photon energy with respect to the band gap is lost by the quick non-radiative transition of electrons to the conduction band edge. This non-radiative transition leads to heat generation.

As an example, it is well known that the AM 1.5G sunlight has a wide range of useable energy from ~ 0.5 eV to 4.4 eV (wavelengths from 280 nm to 2500 nm).²⁷ The active perovskite materials used in PSCs typically have energy band gaps between 1.48 eV and 1.62 eV, where the optimum bandgap of the best-performing PSCs is almost pinpointed in the range from 1.53 eV to 1.56 eV.^{28–35} It has been reported that the PSCs with a bandgap of ~ 1.5 eV can utilize incident photons in the 300–800 nm region and photon absorption over 800 nm has been reported to be less.^{21,27} This suggests that a significant portion of the solar energy over the near-infrared region cannot be utilized by the most recognized perovskites. The underutilization of high-energy photons is mainly related to hot carriers.

To address these issues, according to eqn (1), the photon management concept can be employed.³⁹ This approach involves modifying the band gap to align with the solar visible spectrum (shown in Fig. 4), which can tune the absorption profile of the solar-sensitive material, thereby optimizing its performance. In addition, the band-gap fine-tuning optimizes semiconductors for use as bottom or top cell absorbers in



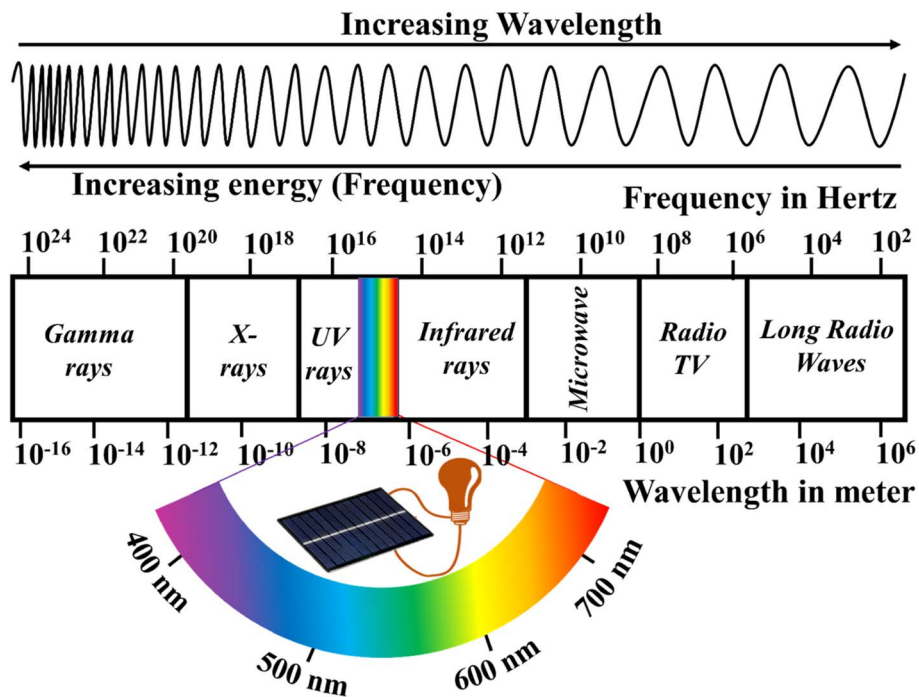


Fig. 4 Solar energy spectrum.

PBTSCs for harnessing whole solar spectrum energy.^{40–42} Various research groups have implemented diverse approaches including compositional engineering, dimensionality reduction, mixing of dimensions, and pressurized tactics to modulate the band gap in materials to align them with the solar spectrum.^{20,21,43,44} These efforts have resulted in improved absorption, offering enhanced performance and heightened structural stability in solar energy conversion technologies.²⁵

Depending on the electronic band structure, there are two types of solar materials, namely, direct and indirect band-gap materials.^{45–47} The indirect band gap materials showcase weighty challenges when applied in solar cell applications. In contrast to direct band gap materials, where electron transitions occur without momentum modification, indirect band gap materials necessitate the participation of a phonon to conserve momentum during electronic transitions, as shown in Fig. 5.^{48,49} This additional requirement may meaningfully decrease the efficiency of photon absorption and the rate of electron–hole pair production, thereby controlling the performance of solar cells based on that material.⁵⁰ Moreover, the phonon-assisted transitions launch additional non-radiative recombination corridors for the generated electron–hole pairs.^{51,52} These non-radiative routes can significantly degrade the overall performance of solar cells based on indirect band gap materials.⁵³ Several research groups have undertaken initiatives to transform indirect band gaps into direct band gaps and adjust band structures to better match the solar spectrum.⁵⁴ The goal of these efforts is to enhance the performance of solar energy conversion technologies by improving the absorption of sunlight and facilitating more efficient charge carrier generation.

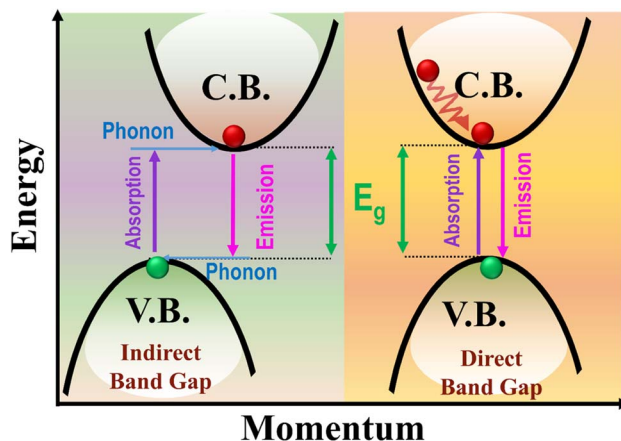


Fig. 5 Absorption and emission in direct and indirect band gap semiconducting materials.

3. Structural properties of perovskite materials

Perovskite is the term used to describe any ABX_3 stoichiometric structure. This name originated from the discovery of $CaTiO_3$ in 1839 by a German mineralogist Gustav Rose, who named it in honor of a Russian mineralogist Count Lev Alekseyevich von Perovski.⁵⁵ In the ABX_3 stoichiometric structure, A stands for a monovalent inorganic–organic cation, B represents a divalent metal cation and X denotes a halide anion.⁵⁶ Furthermore, halogens can be replaced by oxygen, nitrogen, and carbon, *etc.* For example, A and B are often represented as divalent and



tetravalent ions, respectively, when oxygen is utilized instead of halogen for charge neutrality.⁵⁷ The cubic perovskite structure is comprised of corner-sharing BX_6 octahedra, which form a 3D network with A-site cations in the 12-fold coordinated (cuboctahedral) vacancies to ensure charge neutrality (shown in Fig. 6).^{58,59} Conversely, the perovskite material may be viewed as a cubic close-packed AX_3 sublattice with divalent B-site cations inside six-fold coordinated (octahedral) cavities.

The Goldschmidt tolerance factor is a dimensionless parameter and is used to predict the geometrical distortion and stability of perovskite structures based on the sizes of the cations and anions in ABX_3 . The Goldschmidt tolerance factor is defined by $t = (R_A + R_B) / \sqrt{2}(R_X + R_B)$, where R_A , R_B and R_X are the effective ionic radii for A, B, and X atoms respectively. It should be within the range of $0.80 < t < 1.0$ to sustain the 3D structure.⁶⁰ The tolerance factor of a given ABX_3 not only serves as an indicator for evaluating its probability to adopt a 3D structure but also serves as a predictive tool for determining whether it will demonstrate a cubic phase ($t \approx 1$) or deviate towards tetragonal ($0.9 < t < 1.0$), or tilted towards orthorhombic ($0.8 < t < 0.9$) phases.⁶¹ Additionally, non-perovskite structures form when the tolerance factor is larger than one or less than 0.8.⁶² Another crucial parameter known as the octahedral factor, μ , is used to forecast the formation of the BX_6 octahedral and the stability of the perovskite structure. This factor is defined as the ratio of the ionic radius of the divalent cation R_B to the ionic radius of the anion R_X . This octahedral factor needs to be within the range of $0.414 < \mu < 0.732$ to facilitate the formation of the BX_6 octahedral.⁶³ Sustaining this 3D crystal structure is vital for easing the charge transport within the system, ensuring the efficient accumulation of photo-generated charges.⁶⁴

3.1. The role of tolerance factors on phase stability

Crystal-structure changes can impact the stability of perovskite materials. A central measure for assessing the phase stability of perovskite structures is the Goldschmidt tolerance factor (t), which is based on the effective ionic radii of the elements in the ABX_3 or mixed perovskite formula. In Section 3, it has been remarked that the tolerance factor should be in the range of $0.80 < t < 1.0$ for a stable perovskite structure.⁶⁰ In addition, tolerance factor values greater than 1 or less than 0.8 tend to result in non-photovoltaic perovskite structures. Fig. 7 shows the dependence of tolerance factors on the radius of the cation. According to Fig. 7, $CsPbI_3$ and $FAPbI_3$ perovskites are situated

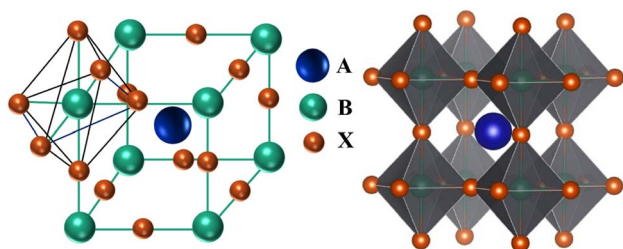


Fig. 6 The basic structure of ABX_3 with corner-sharing BX_6 octahedral.

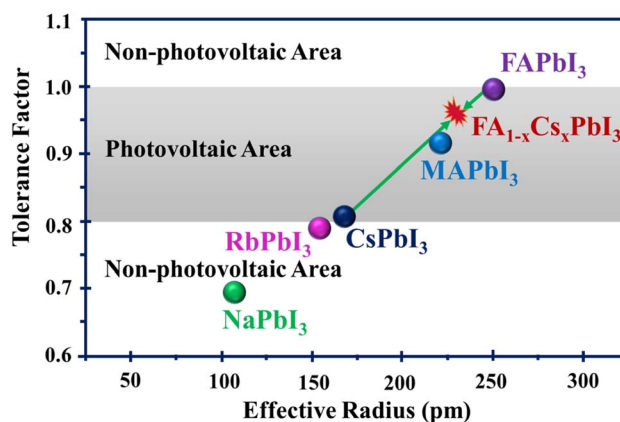


Fig. 7 Correlations between the perovskite structure and the Goldschmidt tolerance factor.

on the boundary of the perovskite region.⁶⁵ It has also been observed that by adopting different size cations, tolerance factors can be balanced for a suitable range in photovoltaic applications.

Depending on the tolerance factors, perovskite crystal phases can be categorized into cubic ($t \approx 1$), tetragonal ($0.9 < t < 1.0$) and orthorhombic ($0.8 < t < 0.9$) structures. The α -phase of the perovskite structure is more stable than others. This phase has a cubic or tetragonal crystal structure, which is highly symmetrical and allows for effective charge transport. In comparison to the α -phase, the δ -phase exhibits less stability and symmetry. It does not have the desired perovskite structure and is frequently seen at lower temperatures. Its structure can drastically degrade the material's performance in devices such as solar cells since it doesn't allow charge movement as effectively. For example, there are two phases of $FAPbI_3$, namely the photoactive α -phase with a large tolerance factor and the non-photoactive δ -phase. The δ -phase of $FAPbI_3$ is converted to the stable perovskite α -phase at temperatures higher than room temperature.⁶⁶ The impressive optical properties and record performance of $MAPbI_3$ are overshadowed due to its phase instability.⁶⁷ This material undergoes a structural shift from the tetragonal to cubic phase at 54–57 °C, which leads to various issues.^{68,69} These include the formation of defects, reduced mobility of charge carriers, shorter diffusion lengths, alterations in the band structure, and increased recombination losses within the absorbing material.^{70,71} An effective method to control phase stability is the balancing of the tolerance factors by compositional engineering. Some reports^{72,73} have suggested that the performance and the thermal/moisture stability of perovskites can be improved by adjusting the tolerance factors by adopting compositional engineering.

The prominent research group led by F. Valipour systematically investigated the influence of compositional engineering on performance and stability.⁷⁴ They incorporated Cs^+ into $FAPbI_3$ and observed a change in tolerance factor along with phase. The introduction of Cs^+ into the perovskite structure resulted in a reduction in the lattice constant and tolerance factor, consequently affecting the band gaps of the perovskite



material by altering it from 1.47 eV to 1.53 eV for FAPbI₃ to FA_{0.8}Cs_{0.2}PbI₃ respectively. The XRD analysis demonstrated the elimination of non-photovoltaic phases and the transformation of the trigonal black phase into a tetragonal structure. Due to the introduction of Cs⁺ into FAPbI₃, the transformation of the α -

phase peak to higher 2θ values and the trigonal phase into a tetragonal phase reflects the decrease in the tolerance factor. The incorporation of 15% Cs⁺ led to notable enhancements, with the average efficiency reaching 7.41% and the highest efficiency peaking at 11.78% at high temperatures. In Fig. 8, the

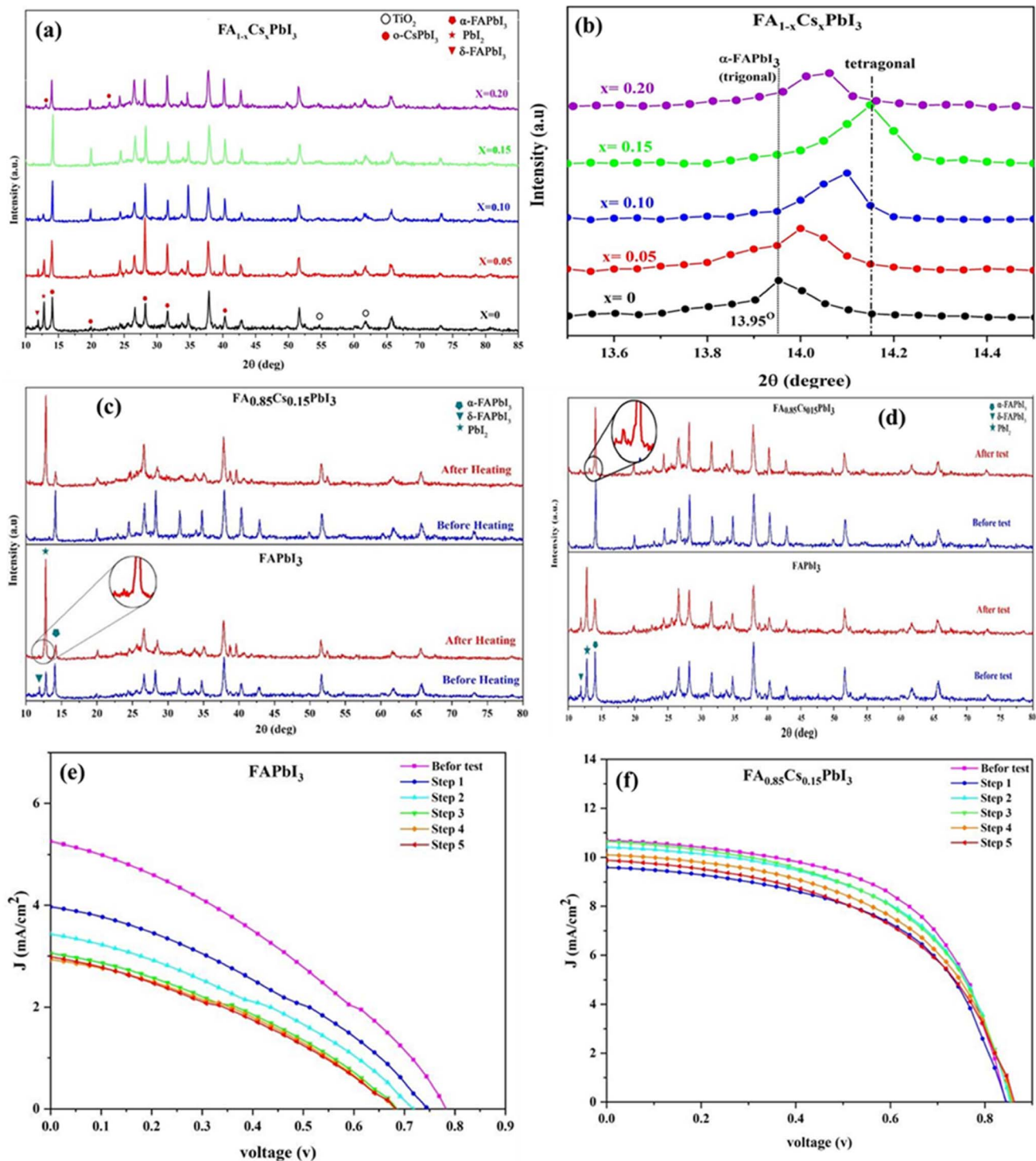


Fig. 8 (a) The XRD outlines of the pure FAPbI₃ and the Cs⁺-doped perovskite, and (b) the gradual shifting of the α -phase peak location toward higher 2θ values. (c) XRD analysis revealed the elimination of the yellow phase (δ -phase) after 100 minutes of heating at 150 °C. (d) Comparison of XRD patterns before and after the moisture stability test under 90% humidity. J-V curves during the moisture stability test: (e) FAPbI₃ and (f) FA_{0.85}Cs_{0.15}PbI₃. Reproduced from ref. 74 with permission from IOP Publishing Ltd, copyright 2020.



analysis of the XRD patterns of the pure FAPbI₃ and the FA_{0.85}CS_{0.15}PbI₃ films showed that the peaks of PbI₂ appeared after exposure to 150 °C temperature, which indicated the destruction of the perovskite film. However, more pinholes were observed in the FAPbI₃ than in FA_{0.85}CS_{0.15}PbI₃ perovskite films. To compare the thermal stability of MAPbI₃ and FA_{0.85}CS_{0.15}PbI₃ perovskite solar cells, both kinds were exposed to 120 °C over seven successive stages, each lasting 20 minutes. The *J*-*V* curves demonstrated that FA_{0.85}CS_{0.15}PbI₃ perovskite solar cells were more stable as compared to FAPbI₃ and MAPbI₃. The MAPbI₃ perovskite exhibited a 50% decrease in performance after the first phase, whereas the FA_{0.85}CS_{0.15}PbI₃ perovskite showed a comparable loss after all seven steps of the test. To test moisture stability, samples were subjected to 90% humidity for 100 minutes and photovoltaic characteristics were assessed at 20 minutes intervals. The device with FA_{0.85}CS_{0.15}PbI₃ was more stable than FAPbI₃, maintaining around 85% of its performance even after five steps. Thus, compositional engineering aids in achieving compatible tolerance factors for the structural stability of perovskites.

4. Band-gap tuning

The band gap is the energy difference between the valence band maximum and the conduction band minimum of a material. Because of its direct influence on optoelectronic characteristics, band-gap adjustment in perovskite materials is crucial. It specifies the range of light wavelengths that a substance may absorb and convert into an electrical signal. The ability to modify the band-gap from low to high range has made perovskites appealing for a diversity of applications including photovoltaics, lasing, light-emitting devices, photodetectors, high energy, and particle detection.⁷³ Metal halide perovskites are an encouraging family of materials for highly efficient PSCs for their tunable band-gap aligning with solar energy. In this section, compositional engineering, pressure-induced band gap modulation, and dimensional reduction and mixing approaches have been discussed.

4.1. Compositional engineering

One of the most appealing aspects of perovskites for photovoltaics is the capability to adjust their energy band gap by simple compositional exchange. The perovskite semiconducting materials utilized in high-performing PSCs typically have energy band gaps between 1.48 eV and 1.62 eV.^{21,36–38} The semiconducting materials with lower band gaps are essential for capturing more of the visible solar spectrum. Utilizing different perovskite materials with varying band gaps enables the formation of PBTSCs, permitting the absorption of a wider spectrum of light. This approach has the potential to exceed the Shockley–Queisser PCE limit observed in single-junction PSCs.⁷⁶ As an extensively used and high PCE-possessing material, the energy band-gap of methylammonium lead iodide (MAPbI₃) may be adjusted from 1.6 eV to 2.3 eV by replacing iodine with bromine at different ratios.²⁰ A similar technique may adjust the band gap of formamidinium lead tri-halide

(FAPbX₃) from 1.48 eV to 2.23 eV.²¹ The compositional band-gap fine-tuning optimizes metal halide perovskites for usage as bottom or top cell absorbers in tandem or single junction solar cells. A-site substitution has a relatively less direct impact on the edge of the band structure, *i.e.*, E_g in comparison with B and X-site substitutions in the ABX₃ phases.⁷⁷ However, A-site cations can influence the lattice constant, which might indirectly influence the band structure. These A-site cations can also affect the dielectric characteristics, hydrogen bonding interactions (with halide anions), and/or alter the BX₆ octahedral framework. We have outlined the following three factors involved with the compositional changes, which may facilitate the readers' understanding of the band gap engineering of the perovskite materials.

(i) The first aspect is related to electronegativity, where E_g is increased when the electronegativity difference between the B-site metal and the X-site halide increases, but the A-site atoms have an indirect effect on E_g .^{78,79}

(ii) The second factor linked to the E_g is the B–X–B angle. Particularly, E_g increases with the B–X–B angle decreases.^{80,81}

(iii) The third factor is the distance between X and B atoms, where E_g is reduced as the distance between the X and B atoms decreases.^{78,82,83}

In general, the influence of the B–X–B angle changes when the E_g tuning is greater than that of the inter-atomic distance. In a simplified manner, it can be asserted that the A-site replacement modifies the distance between the B-centered octahedrons by changing the lattice constant; however, it is anticipated that the B–X–B angle and B–X atomic distance will be relatively less affected by indirect lattice distortion. Only substituting halides does not offer a means to reduce the band-gap energy, especially below 1.48 eV. To attain lower band gaps, more effective strategies involve substituting A, and B cations, especially the B cations. For example, replacing lead cations on the B-site with tin may work as the most effective means for reducing the band-gap energy.^{84–86} Additionally, while the fractional replacement of halide allows for larger band gaps, several of these mixtures are not photo-stable and exhibit the Hoke effect (specifically in hybrid organic–inorganic perovskites), or segregate into Br-rich and I-rich domains when exposed to light.^{87,88} This phenomenon makes it challenging for high-band-gap semiconducting perovskite materials to get large open circuit voltage (V_{oc}) in PSCs. Therefore, alternative band-gap tuning procedures are crucial for wide-ranging band-gap perovskite materials. It is essential to emphasize that when replacing atoms at various sites within the ABX₃ structure, careful attention must be given to maintaining the Goldschmidt tolerance factor and octahedral factor in order to achieve and preserve the 3D crystal structure. It is generally well-known that the characteristics of a semiconducting material are substantially governed by its crystal structure; hence, geometric distortion considerably contributes to the modifications in the features of perovskite semiconducting materials. Various approaches for achieving high performance and stability of PSCs by band gap alteration are described in the following subsections.



4.1.1. Band-gap tuning by substituting A-site cations. In ABX_3 with a 3D structure, the A-site cation performs as a structuring agent for the BX_6 octahedral skeleton, shifting the overall symmetry of the crystal configuration. For a BX_6 octahedral framework, the proper size of an A-site cation in ABX_3 with tolerance factor ≈ 1 results in a perfect α -phase (cubic). A smaller A-site cation than the ideal one tends toward the BX_6 octahedral framework, resulting in β -phase (tetragonal) or γ -phase (orthorhombic) crystal phases. When A-site cations surpass the ideal size, the perovskite structure loses its 3D structure and forms a lower-dimensional structure. In lower-dimensional structures, the BX_6 octahedral layers are retained together by coulombic and hydrophobic forces from massive A-site cations, which act as spacers and maintain the structure's integrity.⁸⁹ It is generally known that a semiconductor material's characteristics are primarily governed by its crystal structure, hence the geometric distortion of the structure has a significant impact on metal halide perovskite qualities and properties. Specifically, the deformation of the BX_6 octahedral framework can affect the B–X overlap and spin–orbital coupling in the ABX_3 structure, which offers to change the optoelectronic characteristics. Compositional engineering at the A-site of ABX_3 is one of the research efforts to modulate the bandgap, providing desirable optoelectronic properties for ensuring a wider absorption of the solar spectrum. It is known that A-site atoms have less impact on the frontier band structure of the materials than B-site and X-site atoms.^{90–92} However, sometimes replacing A-site components can contribute to enhancing the stability of the structure. It has been reported that substituting the A-site with formamidinium (FA) leads to a lower band-gap and improved stability.^{90,93–95} For example, the band-gap of $MAPbI_3$ was changed from 1.55 eV to 1.47 eV, ensuring large absorption of the solar spectrum by replacing MA^+ with FA^+ along with boosting its thermal stability up to 150 °C.^{96,97} A flip side was also observed in the case of the material $FA_{1-x}MA_xSnBr_3$. Starting with $FASnBr_3$, there was a gradual decrement in the band gap from 2.4 eV (for $x = 0$) to around 1.92 eV (for $x = 0.82$). This represents a substantial energy variation of approximately 0.5 eV owing to the replacement of A-site cations.⁹¹ M. Pazoki and his research group conducted both theoretical and experimental examinations of band-gap engineering for the base material of $Cs_3Bi_2I_9$.⁹⁸ The theoretical and experimental results revealed a calculated direct band gap with values of 2.17 eV and 2.2 eV of the mother material, respectively. When cesium was substituted by MA at the A-site, theoretically, the same band gap was observed; however, the experimental results indicated a shift from 2.2 eV to 2.4 eV. Another renowned research group, comprised of A. J. Lehner and his colleague, conducted an experiment on band-gap engineering by substituting A-site atoms with different-sized cations.⁷⁷ Specifically, they synthesized three structures including $K_3Bi_2I_9$, $Rb_3Bi_2I_9$ and $Cs_3Bi_2I_9$ and obtained band-gaps of 2.1 eV, 2.1 eV and 1.9 eV, respectively. The prominent research group led by Ziru Huang aimed to enhance the PCE of PSCs by employing A-site partial substitution in $CsPbI_3$ with dimethylammonium (DMA) and guanidinium (Gua) with radii of 272 pm and 278 pm, respectively.⁹⁹

Upon substituting 30% of Cs with DMA and Gua, the tolerance factor of each structure shifted towards a more phase-stable structure along with values of 0.903 and 0.907 from 0.851, respectively. Substituting 30% of Cs with Gua led to a noticeable enhancement in the band gap from 1.7 eV to 1.79 eV in the mother structures of $CsPbI_3$, but remained the same for DMA. In the case of DMA, the upper edge of the valence band and lower edge of the conduction band changed their positions in the same direction with equal energy by fixing the bandgap. More detailed information is available in the literature.¹⁰⁰ Finally, they fabricated two PSC devices to test their solar energy conversion performance. The obtained PCE for DMA and Gua with a device configuration of ITO/c-TiO₂/perovskite/spiro-OMeTAD/Ag were 15.2% and 3.65%, respectively. The lower performance of the Gua-based device may be the reason for less absorption of the solar spectrum due to the high band-gap. A renowned research group in the field of PSCs, led by M. Saliba, employed a strategy to heighten the PCE of the PSC.¹⁰¹ The approach involves introducing a mixture of cations at the A-site. Specifically, they utilized Rb, Cs, MA, and FA mixed cations at the A-site within the structure of $APbI_3$. The architecture employed for the PSC includes glass/FTO/c-TiO₂/perovskite/spiro-OMeTAD/Au. The results showed that the quadruple-cations perovskite $RbCsMAFA$ confirmed outstanding PCE at 21.6% along with a V_{oc} of 1.24 V and a band-gap of 1.62 eV. The stability test of a mixed-cation (Rb^+ , Cs^+ , MA^+ , FA^+) PbI_3 device revealed that it kept 95% of its initial performance after 500 hours of aging under steady AM 1.5G illumination at 85 °C in a nitrogen environment. The device performance metrics are shown in Fig. 9.

Researchers have employed a strategy to heighten the stability and photovoltaic performance of perovskite materials by incorporating Bi into their structures. However, the

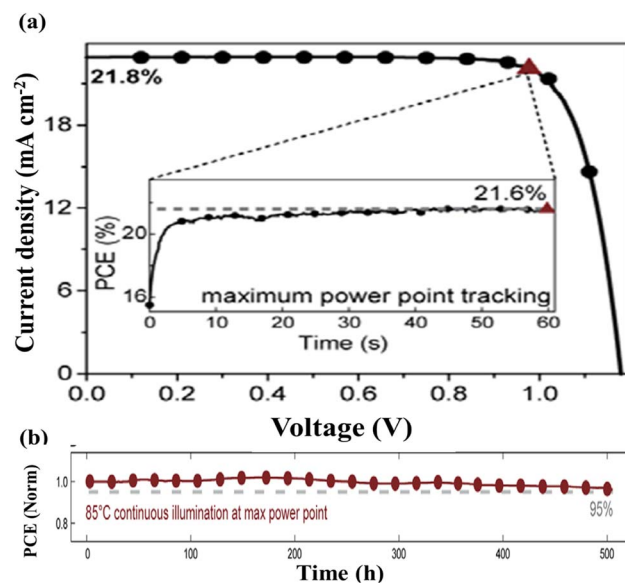


Fig. 9 (a) Photovoltaic performance of the PSC with a configuration of FTO/c-TiO₂/perovskite/spiro-OMeTAD/Au and (b) stability. Reproduced from ref. 101 with permission from *Science*, copyright 2016.

performance is compromised due to less absorption of light, which is linked to their higher band gap. As an illustration, B. W. Park *et al.* developed two devices with the $A_3Bi_2I_9$ structure by utilizing Cs and MA in the A-sites.¹⁰² They achieved band gaps of 2.2 eV and 2.1 eV, respectively, which exceed the energy range of the visible solar spectrum. The fabricated solar cells had the structure Ag/spiro-OMeTAD/ $A_3Bi_2I_9$ /TiO₂/FTO. The resulting PCE was 1.09% for Cs₃Bi₂I₉ and 0.12% for MA₃Bi₂I₉. The Sb-based solar cell, containing the $A_3Sb_2I_9$ structure, revealed a similarly modest performance. Specifically, the devices incorporating Rb₃Sb₂I₉ and MA₃Sb₂I₉ demonstrated efficiencies of 0.66% and 0.49%, respectively, accompanied by relatively high band-gaps of 2.24 eV and 2.14 eV.^{103,104}

The renowned research team led by J. Xu successfully proved the efficacy of mixed-cation engineering by introducing both organic MA and inorganic Cs cations at the A-sites in mesoporous Sb-based PSCs.²⁵ By changing the quantity of MA used to replace Cs cations at the A-site, they discovered an optimal composition, MA_{1.5}Cs_{1.5}Sb₂I₃Cl₆, which had an equal amount of Cs and MA cations. Surprisingly, despite this modification, the band structure of the optimized material remained almost the same as pristine Cs₃Sb₂I₃Cl₆ (~2.1 eV). This modified material displayed superior characteristics, allowing for enhanced light absorption, reduced series resistance (by a factor of 2.2), and increased shunt resistance (three times higher) as compared to the pristine structure. The configured PSC architecture was FTO/c&m-TiO₂/MA_xCs_{3-x}Sb₂I₃Cl₆/spiro-OMeTAD/Au. The device with MA_{1.5}Cs_{1.5}Sb₂I₃Cl₆ demonstrated an 81% boost in PCE as compared to single-cation devices (Cs₃Sb₂I₃Cl₆). Furthermore, the optimized mixed double-cation MA_{1.5}Cs_{1.5}Sb₂I₃Cl₆ cells presented exceptional shelf-life, holding 90% of their initial PCE (1.53%) after 1800 hours of aging without light with a RH of about 30–55% with no encapsulation (a 60% improvement over the Cs₃Sb₂I₃Cl₆-based solar cell) and sustained 70% of their initial PCE after 650 hours of aging at 85 °C, demonstrating impressive thermal stability. The performance metrics are displayed in Fig. 10.

The prominent research group led by Zhen Li studied the correlation between the perovskite crystal structure and the tolerance factor in lead halide perovskites, specifically FAPbI₃ and CsPbI₃.¹⁰⁵ They observed that unfavorable yellow phases, such as δ_H -FAPbI₃ and δ_O -CsPbI₃, arise due to large and small tolerance factors, respectively. By the partial substitution of FA⁺ in FAPbI₃ by Cs⁺ to tune the tolerance factor, the stabilization of the desirable α -phase in mixed perovskites was attained. They obtained 15% of Cs as the optimized amount and a 0.95 tolerance factor for improved performance and device stability as compared to their FAPbI₃ counterparts. Adding Cs to FAPbI₃ produced FA_{1-x}Cs_xPbI₃ compounds with lower δ -to- α phase transition temperatures as compared to pure FAPbI₃ and CsPbI₃. High humidity caused the α -to- δ_H phase transition in FAPbI₃ films, but not in Cs-doped FA_{0.85}Cs_{0.15}PbI₃ films, which reflects the significance of the tolerance factor on phase stability. The photovoltaic performance is tabulated in Table 1 and the graphical representation of the performance and stability of devices are depicted in Fig. 11.

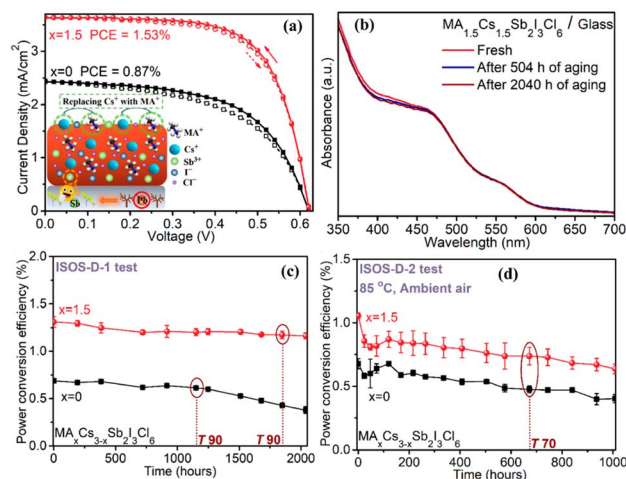


Fig. 10 (a) J - V curves for the reverse scan (solid line) and forward scan (dashed line) of the device FTO/c&m-TiO₂/MA_xCs_{3-x}Sb₂I₃Cl₆/spiro-OMeTAD/Au. (b) Absorption spectra for the (a) Cs₃Sb₂I₃Cl₆ and (b) MA_{1.5}Cs_{1.5}Sb₂I₃Cl₆ perovskite-inspired films. (c and d) Ambient and thermal stability tests for MA_xCs_{3-x}Sb₂I₃Cl₆ ($x = 0$ and 1.5) PSCs with no encapsulation. Reproduced from ref. 25 with permission from ACS, copyright 2024.

Table 1 Performance parameters of FA_{1-x}Cs_xPbI₃ alloy solar cells

| Compound | J_{sc} (mA cm ⁻²) | V_{oc} (volt) | FF (%) | PCE (%) | Band-gap (eV) |
|--|---------------------------------|-----------------|--------|---------|---------------|
| FAPbI ₃ | 19.69 | 1.06 | 68 | 14.2 | 1.47 |
| FA _{0.85} Cs _{0.15} PbI ₃ | 20.39 | 1.06 | 74 | 16.1 | 1.52 |
| FA _{0.70} Cs _{0.30} PbI ₃ | 19.46 | 1.04 | 73 | 14.8 | — |
| FA _{0.55} Cs _{0.45} PbI ₃ | 18.09 | 0.94 | 56 | 9.60 | — |
| FA _{0.30} Cs _{0.70} PbI ₃ | 18.08 | 1 | 56 | 10.2 | — |
| δ_O -CsPbI ₃ | 0.22 | 0.9 | 61 | 0.12 | 2.7 |

4.1.2. Band-gap tuning by substituting B-site cations. B-site substitution tends to have more control over the band gap in comparison with A-site substitution. Introducing substitutions on the B-site provides a means to directly modify the band structure, specifically the conduction band.¹⁰⁶ Within the domain of perovskite material-based solar cells, Pb-based PSCs exhibited amazing performance in photovoltaic applications. More specifically, Min *et al.* achieved a photovoltaic efficiency of 25.8% using PSCs based on FAPbI₃.¹⁰⁷ Unfortunately, lead, a very poisonous chemical, poses a significant environmental danger and is capable of causing catastrophic harm to water, soil, and other valuable natural resources.¹⁰⁸ There is a shortage of reports on the substitution of Pb²⁺ with other divalent species with the same charge. Until now, only Sn²⁺ has been convincingly proven to take the place of a portion of Pb²⁺ cations at the B-sites in the structure ABX₃, which offers a reduction in the band gap.^{109–111} Recently, perovskites with mixed cations at the B-site maintaining a 3Pb:2Sn molar ratio have demonstrated promising efficiency, reaching 15.1%.¹¹² It is necessary to note that Sn(II) shows lower chemical stability within an octahedral environment.^{113,114} The oxidation of Sn(II) to Sn(IV) has been



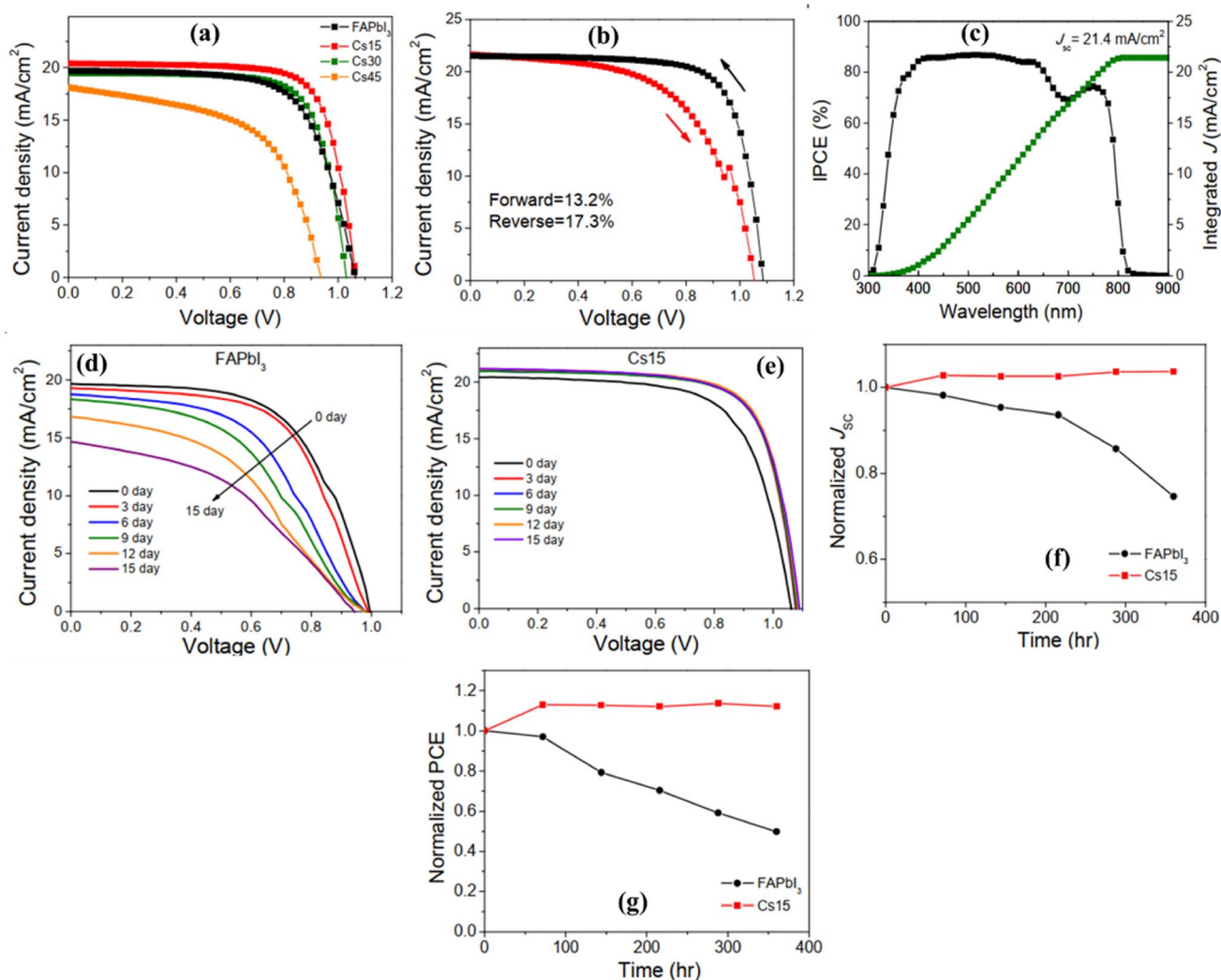


Fig. 11 Photovoltaic parameters of $\text{FA}_{1-x}\text{Cs}_x\text{PbI}_3$ -based solar cells. (a) J - V curves of $\text{FA}_{1-x}\text{Cs}_x\text{PbI}_3$ -based solar cells with different concentrations of Cs^+ . (b) J - V curves of a champion device with composition $\text{FA}_{0.85}\text{Cs}_{0.15}\text{PbI}_3$. (c) IPCE spectrum and the integrated photocurrent of the champion device. A comparison of the stability of FAPbI_3 and $\text{FA}_{0.85}\text{Cs}_{0.15}\text{PbI}_3$ solar cells. (d) J - V curves of FAPbI_3 and (e) $\text{FA}_{0.85}\text{Cs}_{0.15}\text{PbI}_3$ solar cells at 0–15 days of storage under 15% RH. Normalized (f) J_{sc} and (g) PCE of FAPbI_3 and $\text{FA}_{0.85}\text{Cs}_{0.15}\text{PbI}_3$ solar cells with different storage times. Reproduced from ref. 105 with permission from ACS, copyright 2016.

associated with suboptimal performance and increased carrier concentrations in Sn halide perovskites. The distinguished research group comprised of Straus and Cava transformed the band-gap of CsPbBr_3 by introducing Sr atoms at the B-site in place of Pb. By replacing as much as 75% of Pb with Sr, they attained a gradual increment in the band gap from 2.29 eV in pure CsPbBr_3 to 2.64 eV in $\text{CsPb}_{0.25}\text{Sr}_{0.75}\text{Br}_3$.¹¹⁵ In addition, the well-known research group led by N. Ito prepared a PSC using the $\text{FA}_{0.75}\text{MA}_{0.25}\text{Sn}_{1-x}\text{Ge}_x\text{I}_3$ hybrid organic–inorganic structure. They adjusted the value of x from 0% to 20%, which led the band gap to shift from 1.40 eV to 1.53 eV. According to their findings, $x = 0.05$ (band-gap 1.4 eV) was the optimal value for the PSC with the structure ITO/PEDOT:PSS/ $\text{FA}_{0.75}\text{MA}_{0.25}\text{Sn}_{1-x}\text{Ge}_x\text{I}_3$ /PCBM/ C_{60} /Ag. Their findings indicate that device performance was $V_{\text{oc}} = 0.42$ V, short circuit current density ($J_{\text{sc}} = 19.50$ mA cm^{-2} , FF = 0.55%, PCE = 4.48%, $R_{\text{s}} = 4.01$ ohm cm^{-2} , and $R_{\text{sh}} = 227.96$ ohm cm^{-2}). It should be noted that the stability

of the replacement of Pb by Ge(II) was further compromised due to its inferior binding energy associated with $4s^2$ electrons, which makes it an odd contender for solar materials. The prominent research group led by M. T. Klug delved into extensive band-gap engineering for the MAPbI_3 material (initial band-gap of 1.56 eV) to optimize the performance of PSCs.¹⁰⁰ The investigation discovered that the lattice structure of MAPbI_3 displays remarkable tolerance to various extrinsic homo-valent species. The compositions, such as those involving Co, Cu, Sn, and Zn, were identified for enhancing photovoltaic performance without causing complete disruption. To be more specific, their systematic approach involved selectively substituting Pb with Co in MAPbI_3 . By varying the Co percentage from 0% to 6.3%, they effectively reformed the band structure and Fermi level without varying the material's band gap. The PSCs were constructed using the configuration Ag/BCP/PCBM/doped perovskite/spiro-OMeTAD/ITO. Precise performance



Table 2 Photovoltaic performance of MAPbI₃-based PSCs with different concentrations of Co and Pb at the B-site

| Co (%) | Pb (%) | J_{sc} (mA cm ⁻²) | V_{oc} (volt) | FF (%) | PCE (%) |
|--------|--------|---------------------------------|-----------------|--------|---------|
| 0 | 100 | 21.2 | 0.99 | 78.6 | 16.6 |
| 0.8 | 99.2 | 21.1 | 1.02 | 77.4 | 16.7 |
| 1.6 | 98.4 | 21.1 | 1.05 | 77.7 | 17.2 |
| 3.1 | 96.9 | 17.5 | 1.08 | 75.1 | 14.2 |
| 6.3 | 93.7 | 13.1 | 0.94 | 67.4 | 8.3 |

metrics, especially PCE, were meticulously documented and presented in Table 2. Noteworthy, the device incorporating 1.6% of Co displayed the highest performance with a PCE of 17.2%, aligned with a corresponding band-gap of 1.56 eV.

The renowned research group led by J. Zhang conducted an extensive investigation into band-gap engineering to optimize the PSC performance.¹¹⁶ Their tactic involved the systematic partial substitution of Pb with Sb in the MAPbI₃ material. By changing the parameter x from 1% to 100% in the MAPb_{1-x}Sb_{2x/3}I₃ material, they efficiently modified the band gap from 1.55 eV to 2.06 eV. The PSCs were made up using the configuration FTO/TiO₂/MAPb_{1-x}Sb_{2x/3}I₃/spiro-OMeTAD/Ag. The performance metrics, particularly in PCE, were precisely recorded and are presented in Table 3. Notably, the device with Sb-1% demonstrated the best performance with the highest PCE of 15.6% along with its corresponding band-gap of 1.57 eV. The performance metrics are revealed in Fig. 12.

In double perovskites, the B-site undergoes substitution by two alio-valent ions, one with a higher oxidation state and another with a lower oxidation state. One obvious method is replacing Pb(II) with Bi(III), and Ag(I) with Tl(I), which is expected to lessen the electrical band gap. This reduction is ascribed to the inferior binding energy of Bi (6p orbitals) and the variations in electrostatic potential rising from the mixture of mono-valent and tri-valent ions.¹¹⁷ A notable benefit of this tactic is the capability to selectively influence n-type carrier concentrations (with excess Bi) or p-type carrier concentrations (with excess Ag, Tl) through controlled replacements beyond the 1:1 stoichiometry.

The well-known research team led by Y. Liu has demonstrated a bandgap modulation of Cs₂AgBiBr₆ by incorporating

Table 3 Photovoltaic parameters of PSCs employing MAPb_{1-x}Sb_{2x/3}I₃ as the absorber layer with respect to the Sb-X% (0.956 sun, AM 1.5)

| X (%) | J_{sc} (mA cm ⁻²) | V_{oc} (volt) | FF (%) | PCE (%) | Band-gap (eV) |
|-------|---------------------------------|-----------------|--------|---------|---------------|
| 0 | 21.53 | 0.89 | 65.2 | 13.1 | 1.55 |
| 0.5 | 22.0 | 0.945 | 62 | 13.5 | — |
| 1 | 21.82 | 0.985 | 69.2 | 15.6 | 1.57 |
| 4 | 20.5 | 0.968 | 60 | 12.4 | — |
| 10 | 17.37 | 0.937 | 55.7 | 9.48 | — |
| 25 | 1.53 | 0.700 | 63.6 | 0.712 | 1.59 |
| 50 | 1.68 | 0.648 | 71.8 | 0.818 | 1.61 |
| 75 | 0.72 | 0.587 | 33.2 | 0.147 | 1.95 |
| 100 | 0.465 | 0.513 | 45.4 | 0.113 | 2.06 |

Sb to substitute Bi using a flexible solution-processing technique in dimethyl sulfoxide at a temperature of 180 °C.¹¹⁸ The resulting structures of Cs₂AgSb_xBi_{1-x}Br₆ ($x = 0, 0.25, 0.50, 0.75$) thin films displayed excellent crystallinity and thermal stability. Furthermore, the substitution of Sb led to an observable lessening in bandgap from 2.22 eV to 1.97 eV by 0.25 eV. Employing the Cs₂AgSb_{0.25}Bi_{0.75}Br₆ thin film in PSC fabrication with the configuration FTO/c-m-TiO₂/Cs₂AgSb_{0.25}Bi_{0.75}Br₆/spiro-OMeTAD/Au resulted in improved performance as compared to the reference Cs₂AgBiBr₆. Specifically, the Cs₂AgSb_{0.25}Bi_{0.75}Br₆-based PSC showed significant enhancement over the Cs₂-AgBiBr₆-based solar cell, with the average V_{oc} increasing by 64% from 0.39 V to 0.64 V and PCE increasing by approximately 31% from 0.19% to 0.25%.

4.1.3. Band-gap tuning by substituting X-site anions. Anion changes at the X-site in the ABX₃ structure play a crucial role in influencing the band structure. The various halide anions, including Cl, Br, and I, have different atomic radii and electronegativities. As we advance down the halide group, electronegativity decreases while the atomic radius increases. This difference in electronegativity influences the orbital overlap of metal and halide ions. Moreover, the weaker electronegative anions result in a smaller metal-halide orbital overlap. The strength of these interactions influences the energy edge of the conduction and valence bands, more dominantly the valence bands. Substituting chlorine with bromine or iodine at the X-site in the ABX₃ leads to a redshift in the light absorption spectrum, which indicates that the band gap is narrowing, and *vice versa*.^{119,120} In some cases, mixed halide perovskites strategies at the X-site with specific ratios of these halides can offer precise control over the band gap for optimal PSC performance.¹²⁰ More specifically, perovskites with tunable band gaps can be constructed to target certain segments of the solar spectrum, possibly leading to increased efficiency. Furthermore, X-site substitution is likely to have a greater influence on the band gap than A-site replacement. In the case of MAPbI₃, the valence band energy is influenced by the anion (X-site), and changes in the band gap due to halide substitution are attributed to the electronic states of the anion. More specifically, the transition from Cl to Br to I results in a shift in the valence band composition from 3p to 4p to 5p, which leads to a consistent decrement in electron binding energy, indicating a lower ionization potential. The variation in valence band energy can be significant and can reach 0.6 eV between methylammonium chloride and iodide perovskites. This trend applies to other perovskite materials as well. For example, by substituting Br with I in FAPbX₃, a reduced band gap from 2.23 eV to 1.48 eV can be obtained.¹²¹ D. M. Jang and colleagues systematically changed the band gap of MAPbX₃ by substituting different amounts of halide at the X-site.¹¹⁹ Their research showed that they changed the band gap between 1.54 eV and 2.44 eV. Specifically, in the MAPbBr_{3-x}Cl_x structure, the band gap was changed from 1.93 eV to 2.44 eV when x was increased from 0 to 3. The band-gap adjustments were accompanied by changes in the materials' optoelectronic characteristics. S. A. Kulkarni *et al.* employed a strategy to adjust the band structure by completely or partially substituting halide anions with bromine anions at



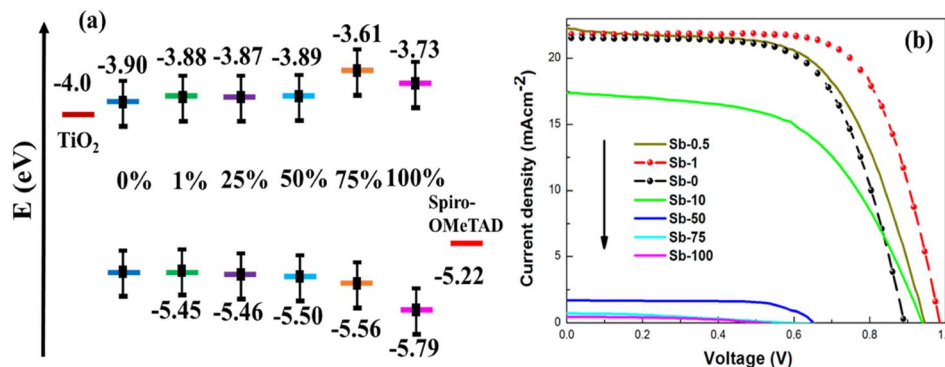


Fig. 12 (a) Band-gap modulation; (b) the influence of band-gap modulation on the photovoltaic performance metrics of the PSCs with $\text{MAPb}_{1-x}\text{Sb}_{2x/3}\text{I}_3$. Reproduced from ref. 116 with permission from ACS, copyright 2016.

Table 4 Photovoltaic performances of $\text{MAPb}(\text{I}_{1-x}\text{Br}_x)_3$ -based PSCs with respect to the value of x

| Devices with perovskite materials | J_{sc} (mA cm^{-2}) | V_{oc} (volt) | FF (%) | PCE (%) | Band-gap (eV) |
|--|----------------------------------|-----------------|--------|---------|---------------|
| MAPbI_3 | 17.45 | 0.977 | 61.13 | 10.64 | 1.56 |
| $\text{MAPb}(\text{I}_{0.88}\text{Br}_{0.12})_3$ | 13.89 | 0.890 | 65.31 | 8.13 | 1.62 |
| $\text{MAPb}(\text{I}_{0.74}\text{Br}_{0.26})_3$ | 10.39 | 0.936 | 61.95 | 6.13 | 1.69 |
| $\text{MAPb}(\text{I}_{0.58}\text{Br}_{0.42})_3$ | 8.20 | 0.898 | 65.84 | 4.63 | 1.79 |
| $\text{MAPb}(\text{I}_{0.41}\text{Br}_{0.59})_3$ | 6.35 | 0.834 | 52.40 | 2.80 | 1.96 |
| $\text{MAPb}(\text{I}_{0.28}\text{Br}_{0.72})_3$ | 3.18 | 0.940 | 48.54 | 1.39 | 2.01 |
| $\text{MAPb}(\text{I}_{0.05}\text{Br}_{0.95})_3$ | 2.38 | 0.832 | 49.81 | 1.03 | 2.23 |

the X-site iodine in the structure of MAPbI_3 .¹²⁰ They effectively modified the band gap of the material from 1.56 eV to 2.23 eV through this approach. Additionally, they synthesized PSCs using these modified materials and provided a comprehensive report on their performance metrics, which are presented in Table 4.

The distinguished research team led by M. J. Wu developed PSCs by using a composition of $\text{MA}_{0.85}\text{Cs}_{0.15}\text{Pb}(\text{I}_{1-x}\text{Br}_x)_3$ and explored their performance by substituting iodine with bromine at the X-site.¹²² The device configuration was ITO/PEDOT:PSS/perovskite/PC₆₁BM/BCP/Ag. Their research revealed that the band gap varies as follows: 1.59 eV for $x = 0$, 1.66 eV for $x = 0.15$, 1.71 eV for $x = 0.25$, and 1.78 eV for $x = 0.35$. The most optimal performance was observed at $x = 0.15$, with reported photovoltaic parameters of $V_{oc} = 1.07$ V, $J_{sc} = 15.43$ mA cm^{-2} , FF = 61.76%, and PCE = 12.47%. The performance data of the devices are illustrated in both Fig. 13 and Table 5.

F. Hao and research team undertook a study focusing on band-gap tuning within the structure of $\text{MASnI}_{3-x}\text{Br}_x$ to identify the optimal configuration for PSC applications.¹²³ They methodically increased the Br content at the X-site and observed corresponding modifications in the band structure alongside photovoltaic performance. The most promising results were accomplished with the MASnIBr_2 structure, which exhibited a PCE of 5.73% along with a band gap of 1.75 eV. Detailed performance metrics of other structures are provided in Table 6 and Fig. 14.

The renowned research group led by J. Ma conducted an exploration into bandgap tuning within the $\text{CsPb}(\text{I}_{1-x}\text{Br}_x)_3$

structure, where x varied from 0% to 66% ($x = 0\%$, 20%, 33%, 50%, 66%), to optimize the structure for PSC applications.¹²⁴ Their optimization efforts led them to identify the most suitable composition at $x = 20\%$. By integrating chlorine into the structure, they revealed that the $\text{CsPb}(\text{I}_{0.80}\text{Br}_{0.20})_3\text{Cl}$ film exhibited the best performance. The PSC device developed with the configuration of ITO/ZnO/ $\text{CsPb}(\text{I}_{0.80}\text{Br}_{0.20})_3\text{Cl}$ film/spiro-OMeTAD/Au accomplished notable results, including a PCE of 17.14%, a V_{oc} of 1.21 V, a J_{sc} of 17.57 mA cm^{-2} , and a FF of 80.36%. Z. Fang and colleagues pioneered the development of successful all-inorganic PSCs based on a 50–50% mixing halide approach in their groundbreaking work.¹²⁵ Their approach utilized $\text{CsPbI}_{1.5}\text{Br}_{1.5}$ as the active material within the PSC structure, which was configured as Ag/MoO₃/spiro-OMeTAD/SMH/perovskite/SnO₂/ITO layers. Remarkably, the champion device combining SMH realized a remarkable PCE of 14.11%. This attainment represents the highest reported PCE to date for all inorganic $\text{CsPbI}_{1.5}\text{Br}_{1.5}$ -based PSCs, representing the potential of their innovative design. Notably, even after 1000 hours of storage without encapsulation, the device sustained an impressive 85% of its initial efficiency, displaying not only high performance but also robust stability. Furthermore, H. Wang and his research team recently fabricated a PSC device utilizing mixed halide CsPbIBr_2 .¹²⁶ Their efforts resulted in an impressive efficiency of 12.57%. Their exploration involved testing these PSCs under 1 m of water. Despite the challenging situations, they witnessed a minor degradation in the green and blue spectrum (400–600 nm) of the incident light. Nevertheless, the



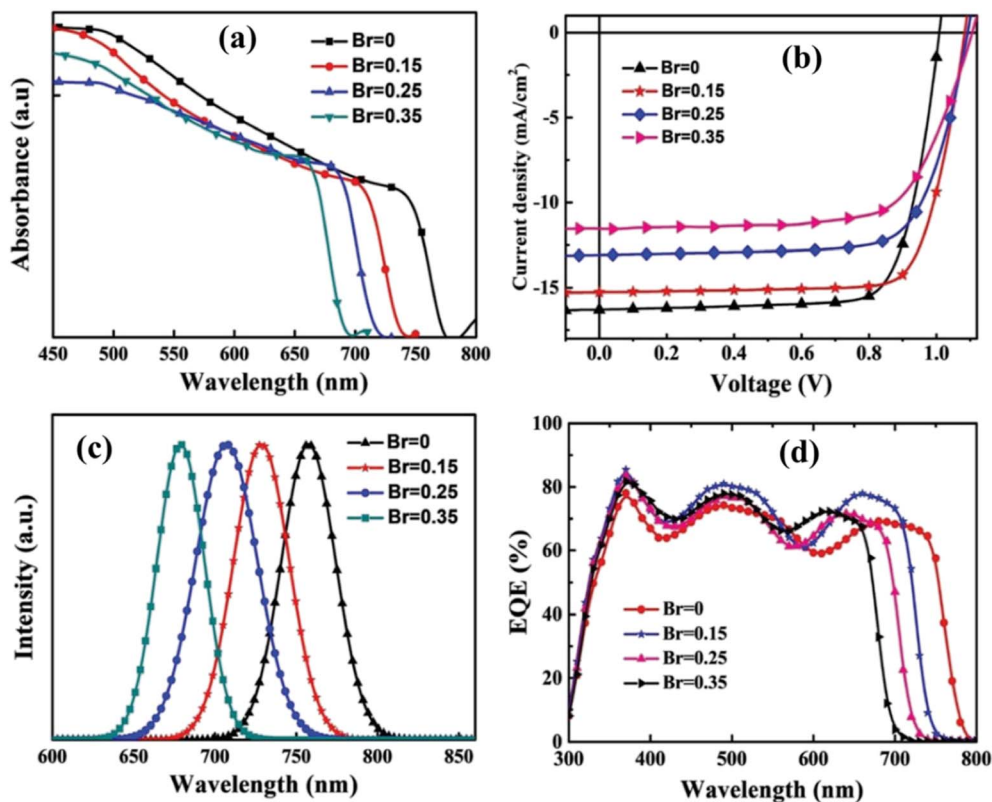


Fig. 13 (a) Absorbance; (b) current density; (c) intensity and (d) quantum efficiency of the device with ITO/PEDOT:PSS/MA_{0.85}Cs_{0.15}Pb(I_{1-x}Br_x)₃/PC₆₁BM/BCP/Ag, measured under 1 sun conditions (100 mW cm⁻², AM 1.5G). Reproduced from ref. 122 with permission from WILEY-VCH Verlag GmbH & Co. KGaA, Weinheim, copyright 2019.

Table 5 The performance of the devices with the MA_{0.85}Cs_{0.15}Pb(I_{1-x}Br_x)₃ active layer

| Devices with perovskite materials | J_{sc} (mA cm ⁻²) | V_{oc} (volt) | FF (%) | PCE (%) | Band-gap (eV) |
|--|---------------------------------|-----------------|--------|---------|---------------|
| MA _{0.85} Cs _{0.15} PbI ₃ | 16.39 | 0.99 | 76 | 12.44 | 1.59 |
| MA _{0.85} Cs _{0.15} Pb(I _{0.85} Br _{0.15}) ₃ | 15.43 | 1.07 | 76 | 12.47 | 1.66 |
| MA _{0.85} Cs _{0.15} Pb(I _{0.75} Br _{0.25}) ₃ | 13.16 | 1.09 | 73 | 10.39 | 1.71 |
| MA _{0.85} Cs _{0.15} Pb(I _{0.65} Br _{0.35}) ₃ | 11.27 | 1.11 | 69 | 8.56 | 1.78 |

PSCs sustained a high PCE of 14.18%, exhibiting the robustness of their design even in underwater settings.

PBTSCs are a novel approach to photovoltaics that blends the unique features of perovskite materials with conventional solar cell technologies such as silicon and CIGS. In PBTSCs, two or more sub-cells with differing bandgaps are layered on top of one another, resulting in more efficient light absorption and higher PCEs than single-junction cells. A PBTSC normally consists of a bottom cell, which is commonly built from silicon/CIGS owing to its well-established technology and high efficiency, and a top or top and middle cell composed of a perovskite material. Sometimes all sub-cells can be made of perovskite materials. The perovskite materials have benefits such as adjustable bandgaps aligned with the solar spectrum, high absorption coefficients, and low-cost production processes, making them a good choice for PBTSCs.

Very recently, the eminent research group led by M. Heydarian developed a multi-absorber layer perovskite–perovskite–silicon tandem solar cell by adopting compositional engineering to adjust the band gaps of the top and middle cells made from perovskite materials in the tandem structure.¹²⁷ In their design, the top perovskite absorber was Cs_{0.05}(FA_{0.55}MA_{0.45})_{0.95}Pb(I_{0.55}Br_{0.45})₃ with a band gap of 1.83 eV. Meanwhile, the middle perovskite absorber was a triple-cation with a composition Cs_{0.05}(FA_{0.9}MA_{0.1})_{0.95}Pb(I_{0.95}Br_{0.05})₃, which exhibited a band gap of 1.56 eV. The bottom cell consisted of a silicon heterojunction. Their champion cell accomplished a PCE of 20.1% with a FF of 78.1%, a J_{sc} of 8.9 mA cm⁻², and a V_{oc} of 2.87 V. These impressive structures demonstrate the potential of PBTSCs as a feasible technique for producing high-efficiency photovoltaic devices by combining the complementary light absorption capabilities of multiple materials with a suitable band gap inside the tandem structure. Recently,



Table 6 Photovoltaic performances of MASn_{3-x}Br_x-based solar cells

| Devices with perovskite materials | J_{sc} (mA cm ⁻²) | V_{oc} (volt) | FF (%) | PCE (%) | Band-gap (eV) |
|-----------------------------------|---------------------------------|-----------------|--------|---------|---------------|
| MASnI ₃ | 16.60 | 0.68 | 48 | 5.23 | 1.30 |
| MASnI ₂ Br | 13.96 | 0.77 | 50 | 5.48 | 1.56 |
| MASnIBr ₂ | 11.73 | 0.82 | 57 | 5.73 | 1.75 |
| MASnBr ₃ | 7.93 | 0.88 | 59 | 4.27 | 2.15 |

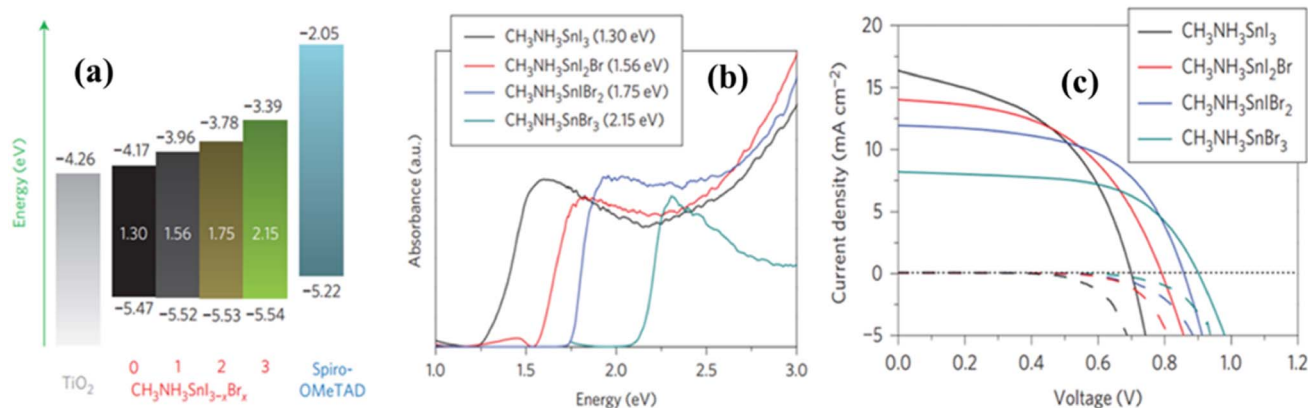


Fig. 14 (a) Band-gap modulation; (b) absorbance; and (c) performance with respect to the variation of bromine in the X-site of MASn(I_{1-x}Br_x)₃ perovskite. Reproduced from ref. 123 with permission from Springer Nature. Copyright 2014.

Wang *et al.* reported the development of the first certified all perovskite layer-based triple-junction PBTSCs.¹²⁸ They modulated the band gap of the perovskite materials by compositional engineering. The three different perovskite absorbers were Rb_{0.15}Cs_{0.85}PbI_{1.75}Br_{1.25} with a bandgap of 2.00 eV, Cs_{0.05}FA_{0.90}MA_{0.05}Pb(I_{0.90}Br_{0.10})₃ with a bandgap of 1.60 eV, and Cs_{0.05}FA_{0.70}MA_{0.25}Pb_{0.50}Sn_{0.50}I₃ with 5% SnF₂ with a bandgap of 1.22 eV. Their certified PBTSC exhibited remarkable performance metrics, including a PCE of 23.3%, a J_{sc} of 9.6 mA cm⁻², a V_{oc} of 3.20 V, and a fill FF of 76.2%. The encapsulated device confirmed excellent stability by retaining 80% of its original PCE after 450 hours of measurement in an ambient atmosphere. This groundbreaking accomplishment represents a significant advancement in the field of perovskite photovoltaics by demonstrating the viability of utilizing all perovskite materials in the PBTSC configurations with high efficiency and stability. Another research group formed by Isikgor and his co-workers developed a perovskite tandem solar cell where they utilized compositional engineering to modify the band gaps of the top cell and middle perovskite layers.¹²⁹ Their modified perovskite absorber layers were Cs_{0.15}MA_{0.15}FA_{0.70}Pb(I_{0.15}Br_{0.85})₃ with a band gap of 2.05 eV, and Cs_{0.15}MA_{0.15}FA_{0.70}Pb(I_{0.85}Br_{0.15})₃ with a band gap of 1.62 eV. For the bottom cell, they used a ternary organic bulk heterojunction comprised of PM6:BTP-eC9:PC₇₁BM with a band gap of 1.33 eV. Their PBTSC device with perovskite-perovskite-organic structure attained a PCE of 19.4%, with V_{oc} of 3.03 V, a J_{sc} of 9.1 mA cm⁻², and FF of 70.4%. The cell revealed satisfactory stability, as measured for 600 seconds at the maximum power point in a nitrogen environment.

4.2. Band-gap tuning by pressure

Pressure-driven bandgap engineering in perovskite materials is another potential approach for modifying their band-gap, which leads to manipulation of the optoelectronic characteristics.¹³⁰ By subjecting perovskite structures to controlled external pressure, researchers can induce structural distortions and alter the electronic band structure. This phenomenon has important consequences in various applications, including photovoltaics, light-emitting diodes, and sensors. The capability to modulate the bandgap *via* pressure manipulation allows for the manufacture of perovskite devices with improved performance and stability over wide-ranging operating conditions. Understanding the multifaceted interactions between pressure-induced structural modifications and the consequent electrical features provides vital insights into the underlying physics of perovskite materials. As progress in both experimental approaches and theoretical modeling continues, pressure-driven bandgap engineering has shown enormous potential for opening new paths in the development of novel optoelectronic devices.

To efficiently transform the bandgaps of perovskite materials, researchers usually apply satisfactory hydrostatic pressure using a diamond anvil cell (DAC). This approach is reasonable due to the relatively low bulk modulus of most perovskites in their ambient stages, typically under 30 GPa.¹³¹ Specifically, organic-inorganic hybrid perovskites like FAPbI₃ have a bulk modulus of almost 14.66 GPa, which makes them particularly flexible to pressure-induced reform.²² Different findings on pressure-induced bandgap engineering in various perovskites provide



several key points: firstly, high pressure can induce significant modifications in the band structure of perovskites, however, the exact behavior varies depending on the substance. Secondly, for most perovskites, changes in the bandgap occur continuously under pressure, which leads them to both blue shifts and red shifts in their absorption spectra.^{132,133} Lastly, high pressure often results in amorphization in perovskite crystals.¹³⁴ Remarkably, this disorder is normally reversible upon decompression.¹³¹ Some representative works are revealed in Fig. 15.

The influence of cell volume on the semiconductor bandgap may be represented by the deformation potential α_V , as shown in eqn (2).

$$\alpha_V = \frac{\partial E_g}{\partial \ln V} \quad (2)$$

E_g and V denote bandgap energy and cell volume, respectively. Initial findings specified that in the majority of ambient-phase perovskites, α_V exhibits a positive trend.¹³⁹ This positive trend results in a lowering of the bandgap energy initially, followed by a decrease in the crystal lattice constant or cell volume.¹⁴⁰ This phenomenon closely aligns with experimental observations, primarily due to the increment of orbital overlap resulting from the shortened bonds.¹⁴¹ After a phase transition caused by increasing pressure, a blue shift in the bandgap may occur due to possible decreases in orbital overlap caused by crystal deformation or its tilt. The behavior of perovskite materials under compression is complex and highly reliant on their individual features. For example, in the case of MAPbI₃, the bandgap initially shifted slightly red to 1.507 eV at 0.3 GPa and after that, it increased to 1.63 eV.¹⁴² Meanwhile, Li *et al.*

discovered a substantial 22.3% decrement in the bandgap of the double perovskite Cs₂AgBiBr₆.¹⁴³

The renowned researcher H. Zhu and team conducted a comprehensive study on pressure-induced band-gap engineering.¹⁴⁴ Their investigation inquired into the reasons behind the occurrence of red shifts, blue shifts, and amorphization under pressure. Their research focused on analyzing the optical properties of FAPbI₃ perovskite materials under varying pressure conditions. Employing *in situ* absorption and photoluminescence measurements, they perceived a close relationship between changes in optical properties and pressure-driven phase transitions and amorphization of FAPbI₃ nanocrystals. Initially, as pressure escalated from 0 to 2.3 GPa, both absorption and PL spectra exhibited continuous red shifts (PL spectra from 1.51 eV to 1.42 eV and absorption from 1.57 eV to 1.44 eV), which indicated a contraction of the Pb–I bonds and a consequential reduction of the band-gap due to increased orbital wave function overlap.^{145,146} However, after 5 GPa, further compression resulted in a blue shift in both the absorption band and the PL peak, as well as a significant fall in PL intensity caused by pressure-induced band-gap widening and the appearance of non-radiative relaxation pathways (deep intra-band trap states).^{147,148} During decompression, the absorption band continued to blue-shift until it reached 0.9 GPa and a broad PL peak emerged around 2.1 eV, indicating the onset of an amorphous phase in the FAPbI₃ NCs. The genesis of this amorphous state in PL is unknown but it is likely linked to a short-range order of strongly tilted [PbI₆]⁴⁻ octahedra inside the amorphous FAPbI₃ NCs. Releasing pressure below 1.0 GPa

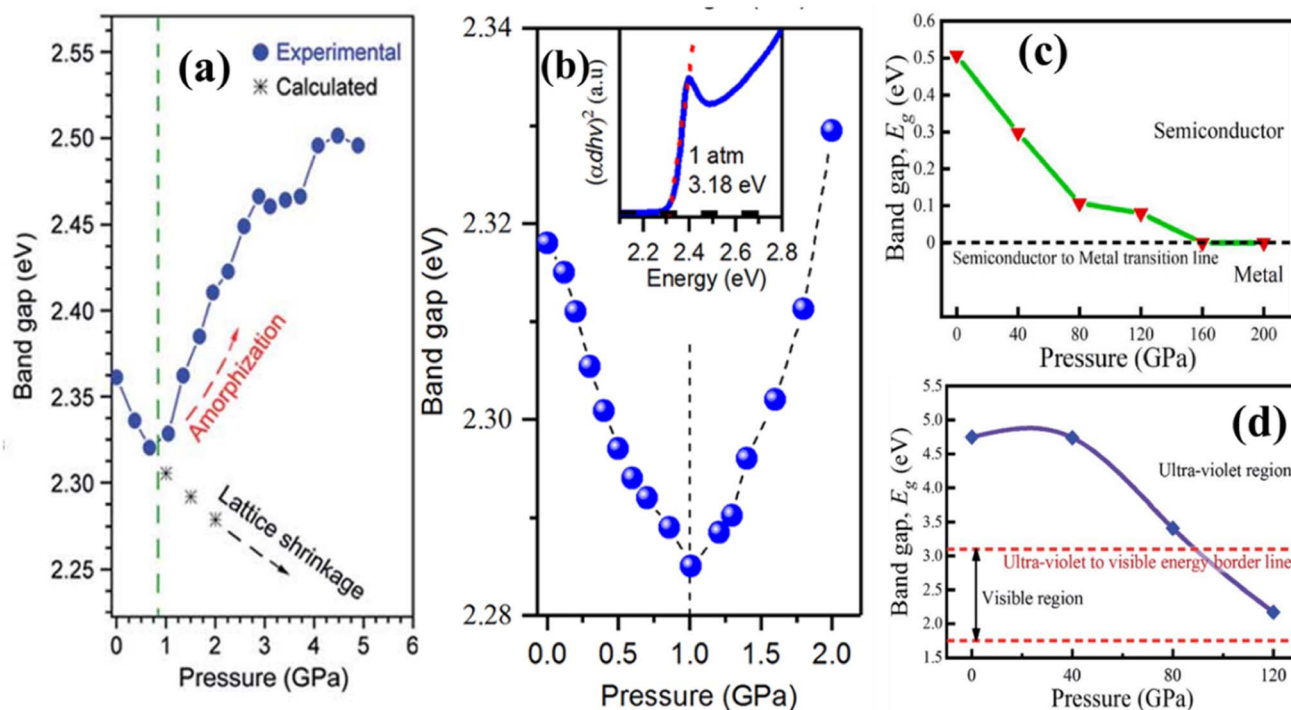


Fig. 15 Pressure-induced band-gaps for MAPbBr₃, CsPbBr₃, CsYbCl₃ and KCaCl₃.^{135–138} (a) Reproduced from ref. 135 with permission from ACS, copyright 2015. (b) Reproduced from ref. 136 with permission from ACS, copyright 2017. (c) Reproduced from ref. 137 with permission from Elsevier, copyright 2022. (d) Reproduced from ref. 138 with permission from RSC, copyright 2021.



alleviates strain on the NC surface, resulting in fewer defects and shallower surface-related exciton trap states, which leads to enhanced emission from the amorphous state.^{149–151} Upon further pressure release, reversible red shifts were witnessed in both the absorption and PL spectra, with the PL peak center reverting to its initial position of 1.56 eV once pressure was totally removed. Although the compression typically increases charge carrier lifetime in most perovskite crystals by reducing shallow defect states in the vicinity of the valence band maximum, the atomic distortion owing to the mismatch among the crystal constants of perovskite films and substrates can generate additional defects, resulting in a significant increase in non-radiative carrier recombination.¹⁴² They also reported the carrier life by analyzing PL data. The PL profile displayed a higher energy level (approximately 50 meV), a wider linewidth (around 100% broader), and shorter-lived charge carriers (with a lifetime of 57.0 compared to 79.1 ns) compared to the initial PL of the FAPbI₃ nanocrystals before pressurization (shown in Fig. 16). These findings can be attributed to the reduced crystallinity, less organized surface atoms, and the presence of ligand states in the final nanocrystals following pressure treatment.

The pressure-induced transitions from indirect to direct bandgaps represent an alternative method applicable to semiconductors.^{152–154} Different research groups theoretically investigated how indirect band-gaps are transformed into direct band-gaps.^{43,155–157} For example, M. A. Haq *et al.* conducted a theoretical study on KCaCl₃ perovskite materials, revealing that under 120 GPa, the indirect bandgap was transformed into a direct one by reducing its band-gap from 4.75 eV to 2.17 eV.⁴³ Although the hybrid perovskite MAPbI₃ is typically considered a direct bandgap semiconductor, it has been confirmed to retain a slightly indirect bandgap nearly 60 meV below the direct gap. This slight indirectness arises from the Rashba-splitting of the conduction band induced by the local electric field produced due to the deficiency of inversion symmetry around the lead site. Pressure can change the Pb framework structure, which is governed by the order of MA cations in the tetragonal phase. Wang *et al.* applied pressure exceeding 325 MPa to modify the Pb framework structure, transitioning the somewhat indirect bandgap into a highly direct one.¹⁵⁸ This resulted in a nearly 30 meV redshift in the bandgap under 325 MPa pressure. However, this alteration was reversible even after the phase change, indicating the process's reversibility. Additionally, pressures higher than 325 MPa for MAPbI₃ led to bandgap widening. Furthermore, there is limited experimental data on the effects of applied pressure on the position of the valence band maximum and conduction band minimum in the *k*-space for perovskites, necessitating further investigation to understand the potential indirect-to-direct transition. This is because the features observed under high pressure are typically reversible upon decompression. As a result, when using this approach in photovoltaics, substrates with matching crystal constants and moduli are required. The complete device may need to be stored at high pressure to retain its performance.

4.3. Band-gap tuning by reducing dimension

Reducing the dimensionality of perovskite materials has enormous potential for bandgap engineering, which leads to altering their electrical and optical characteristics.²³ Quantum confinement effects become more prominent when perovskite structures are limited to two, one or even zero dimensions, resulting in tunable bandgaps and distinctive electrical characteristics.¹⁵⁹ Quantum dots, nanowires, and 2D perovskite layers have size and thickness-dependent bandgaps, which allows for fine control over light absorption and emission spectra.¹⁶⁰ The capability to modify the bandgap of the perovskite *via* dimensionality reduction opens up new possibilities for applications comprising solar cells, photodetectors, and LED, where precise control of optical and electronic properties is critical for device performance.

In perovskite structures, the normal 3D framework is disrupted if the A-site cation is larger in comparison to the optimal size required by the tolerance factor.¹⁶¹ This size mismatch results in the formation of a 2D layered structure, where the large A-site cation acts as a spacer and divides the crystal along a specific direction. The octahedral BX₆⁴⁻ units provide inorganic layers that alternate with layers of bigger organic cations in this modified 2D structure. The electrostatic forces hold these layers together and ensure a stable 2D perovskite structure.⁸⁹ The existence of massive organic ions in the structure of 2D layered perovskites improves their stability. Even though these bulky cation layers might inhibit carrier transportation within the 2D layer, these layers play an important role in modulating the electrostatic forces acting on electron-hole pairs. Due to both quantum and dielectric confinement effects, the layered perovskites possess high exciton binding energy.¹⁶² In these 2D structures, the organic cation layers that function as dielectric spacers are mentioned as barriers while the semiconductor inorganic layers comprising numerous perovskite plates are denoted as wells.^{163,164} The dielectric confinement is developed inside the 2D structure due to the difference in dielectric constants between barriers and wells.^{161,162} The band gaps of these materials are influenced by the 2D confinement effect and vary with the number of perovskite layers (*n*), which is crucial for their optical properties.¹⁶⁵ The electronic structure of various quantum wells is produced by alternating organic and inorganic layers with variable formation energies.^{166,167} The exciton binding energy in 3D perovskites is substantially lower than in quasi-2D perovskites, which has a substantial impact on exciton dissociation in electric fields.¹⁶⁸ The massive organic cations in the insulating interlayer control charge transportation among the inorganic layers, which leads to limited carrier mobility and a relatively high band gap; therefore the performance of quasi-2D PSCs remains poor.¹⁶⁹ The transportation mechanism is deeply dependent on electronic coupling between nearby quantum wells, hence modifying spacer cations is an effective way to enhance carrier transportation in 2D perovskites for efficient PSCs.

Researchers are investigating the 2D–3D mixed perovskite heterojunctions to address the issue of instability in 3D perovskites while making use of their inherent high efficiency. This



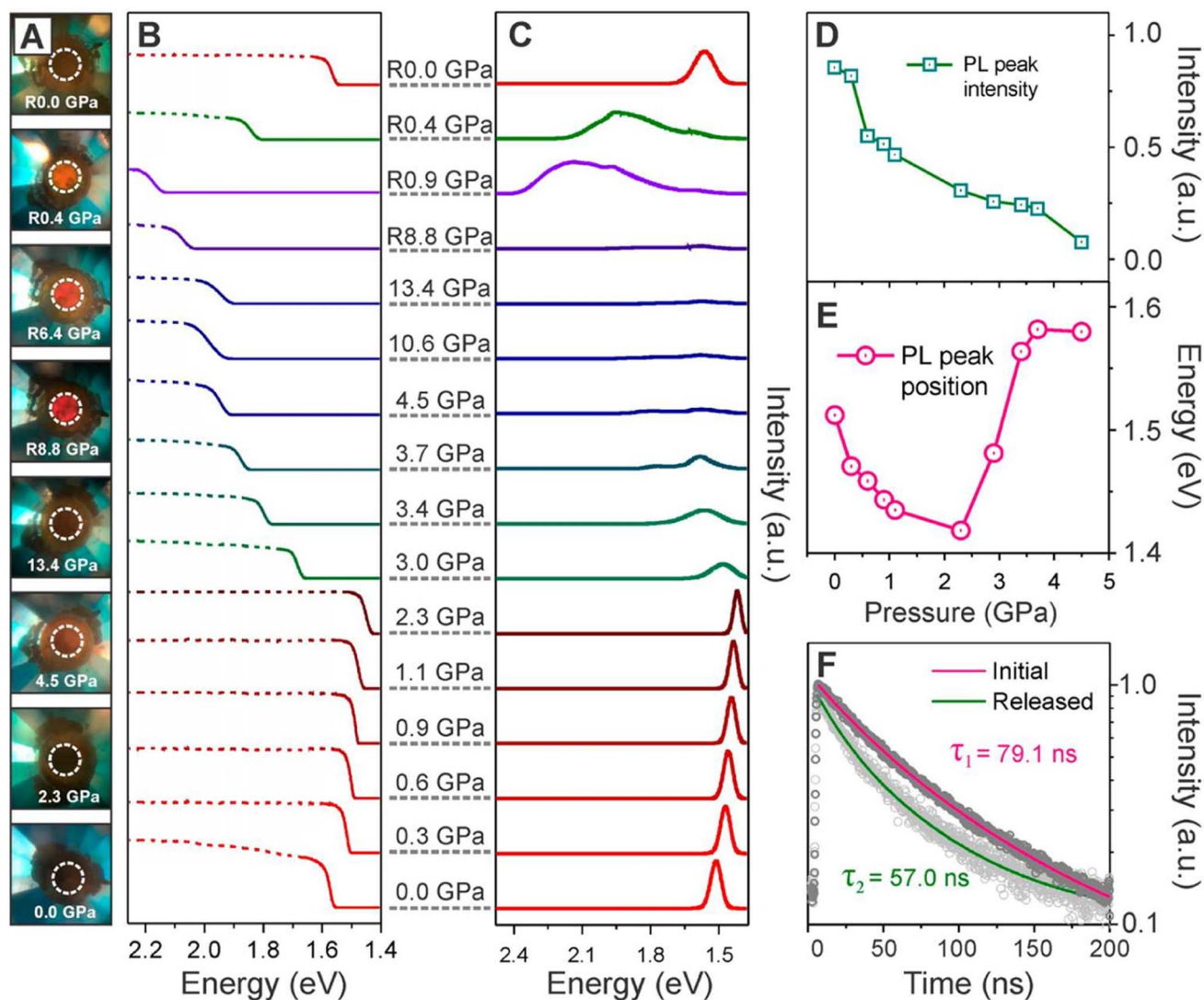


Fig. 16 (A) Snapshots of FAPbI₃ NCs in a DAC at various pressures. (B) Absorption and (C) PL spectra under pressure. (D) PL peak intensity evolution before complete amorphization. (E) PL peak position evolution before complete amorphization. (F) PL lifetime decay curves of the FAPbI₃ NCs before and after pressure. Reproduced from ref. 144 with permission from ACS, copyright 2018.

approach assimilates the strengths of both 2D and 3D perovskites, in which the 3D component ensures efficient absorption across a broad spectrum of light, and the 2D structure enhances the longevity of PSCs in harsh environments.¹⁶¹ Picking the right organic cations to form mixed 2D–3D perovskites is essential for making the compatible energy level alignment between the perovskite and the charge transport layers for enhancing charge transportation through layers. With illumination by sunlight, the perovskite layer produces charge carriers that move towards the electrodes and establish a current in the external circuit. The efficient transportation of electron–holes at these interfaces strongly depends on how well the alignment of the energy levels at these interfaces match. This matching directly impacts the efficiency of charge collection and consequently influences the overall PCE of the devices. According to various reports, the inclusion of a 2D perovskite layer can expand the band gap at the interface of a 3D perovskite and thus

fine-tuning of the energy levels can be done. Moreover, a thin 2D capping layer can inhibit electron recombination by putting its conduction band energy lower than that of the 3D. The research group led by Ma reported that a 2D capping layer containing conjugated cations improves carrier extraction efficiency due to better energy level matching.¹⁷⁰ Furthermore, increasing the maximum valence band on the cation surface through multifunctional capping layer modifications substantially lowers the energy disparity between the perovskite and the HTL. This reduction decreases the barrier for hole extraction at the interface of the HTL/perovskite, which significantly boosts the hole extraction efficiency. Thus, cations with conjugated structures are frequently chosen to adjust the energy level matching in 2D–3D mixed PSCs. Large organic cations on the surface may migrate into the bulk perovskite film, where a gradient distribution of 2D perovskites is formed inside the 3D structure. This gradient can lead to a gradual narrowing of the bandgap as it



approaches the bulk perovskite and forms a smooth energy level gradient rather than a linear change. This alignment reduces surface recombination and boosts the open-circuit voltage of the PSCs.¹⁷¹

Grain boundaries and surfaces within 3D perovskites assist as the primary pathways for ion migration. Additionally, ion migration at interfaces between the perovskite and carrier transport layers can initiate irreversible chemical reactions with the charge transfer layer or metal electrode that can lead to the degradation of the device. For instance, the migration of I⁻ ions from the bulk perovskite to the HTL interface can cause an irreversible chemical reaction with the oxidized spiro-OMeTAD⁺ to form the neutral spiro-OMeTAD-iodine. The formation of the conjugated spiro-OMeTAD-iodine gradually reduces the conductivity of HTL. Furthermore, mobile I-ions can react not only with organic HTL but also with metal electrodes even in well-sealed devices, which leads to corrosion. Fortunately, research has confirmed that the incorporation of a 2D perovskite layer with large organic ligands into a 3D perovskite can reduce cross-layer ion migration in PSCs.^{172,173} The well-known research team of Chen *et al.* found that the inclusion of a 2D perovskite layer in a 3D perovskite layer can minimize ion

migration by introducing fluorine atoms into the benzene structure.¹⁷⁴ This stimulates parallel π interaction and decreases ion migration. Moreover, the formation of 2D perovskites at the grain boundaries of 3D perovskites can effectively passivate ion diffusion channels by boosting the potential barrier for I-ion migration and hindering migration to both the hole transport layer and the metal electrode. This greatly improves the internal stability of perovskite solar cells.

The quantum confinement effect causes a low-dimensional perovskite's bandgap energy to rise relative to its bulk equivalent. This is followed by altering the geometrical size of perovskite nanostructures, which will further modify the bandgap. As demonstrated in Fig. 17(a and b), PL emission wavelengths were continually modified by gradually reducing the size of FAPbI₃ NCs (7.5–13 nm edge length). The estimated bandgap energy was enlarged from 1.5 eV in the bulk to over 1.7 eV for perovskite NCs with ~8 nm edge length.¹⁷⁵ Different researchers also confirmed a wide modulation in the bandgap of the representative MAPbX₃, CsPbI₃, and CsPbBr₃ NCs and quantum dots.^{176–179} The 2D perovskites that have recently attracted much study interest have several distinct optical and electrical features compared to the bulk perovskites and other 2D

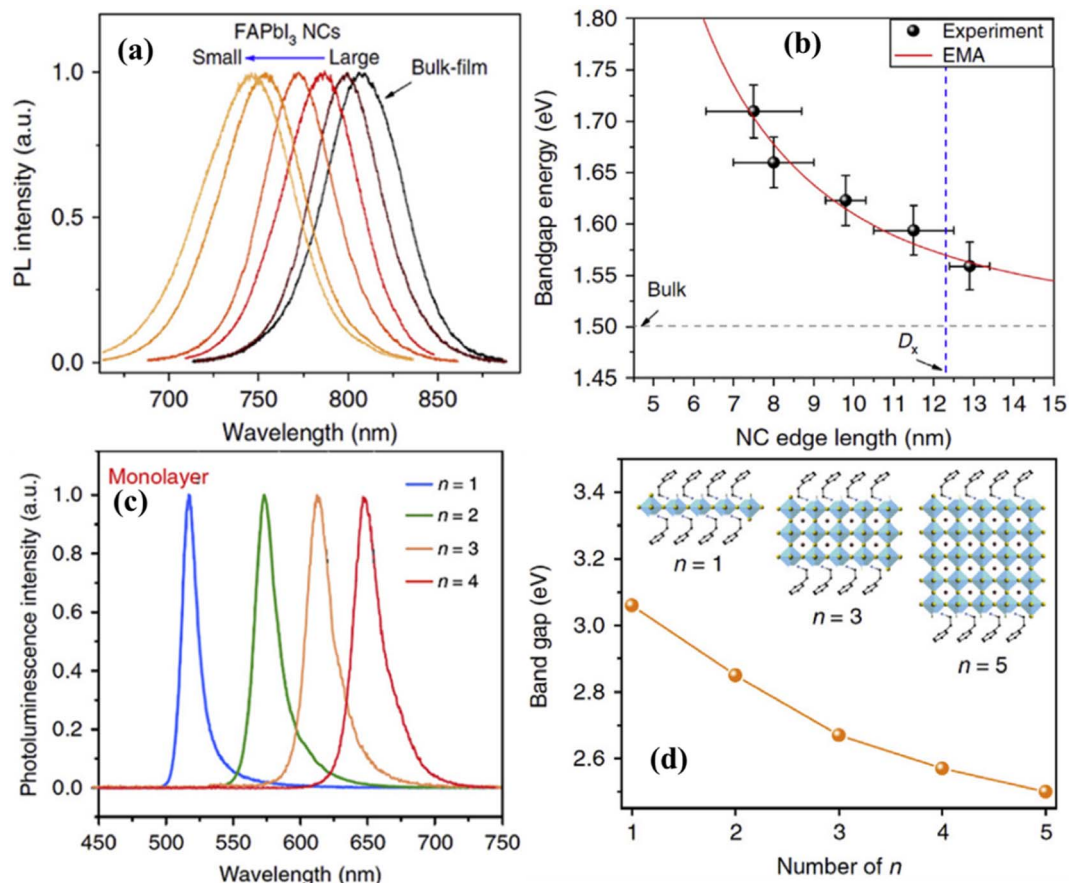


Fig. 17 Bandgap engineering by modifying the dimensionality. (a) Size-dependent PL spectra of FAPbI₃ NCs. (b) Bandgap versus edge length of FAPbI₃ NCs. Reproduced from ref. 175 with permission from Springer Nature, copyright 2018. (c) PL spectra of exfoliated monolayers for 2D BA₂(MA)_{n-1}Pb_nI_{3n+1} Ruddlesden-Popper perovskites of $n = 1$ to 4 homologues. Reproduced from ref. 187 with permission from Springer Nature, copyright 2018. (d) The bandgap of PEA₂A_{1.5}Pb_{2.5}Br_{8.5} (A = MA and Cs) perovskites with different numbers of layers. Reproduced from ref. 44 with permission from Springer Nature, copyright 2018.

materials.^{180–183} 2D perovskites use ionic bonding in their crystal lattice, whereas inorganic 2D materials like TMDCs use covalent bonds. Organic molecules sandwiching a 2D hybrid perovskite crystal plane provide extra functionality, including the ability to alter the quantum well shape by adjusting the length and type of the organic chains.^{184–186} Fig. 17(c) demonstrates the layer number-dependent PL spectra of 2D $\text{BA}_2(\text{MA})_{n-1}\text{Pb}_n\text{I}_{3n+1}$ perovskites. These perovskites have a significant wavelength fine-tuning range of ~ 520 nm to 650 nm (<130 nm difference, corresponding to a ~ 0.47 eV shift).¹⁸⁷ In another study, it was found that the bandgap energy gradually decreases with increasing layers in 2D perovskites with organic (MA, PEA) and inorganic (Cs) cations, as shown in Fig. 17(d). The energy difference between one unit cell and five unit cell crystals reached ~ 0.6 eV.⁴⁴

The prominent research group led by Y. Xia successfully made a thermally stable quasi-2D perovskite by employing 3-(trifluoromethyl)benzylammonium iodide (3-TFMBAI) as a novel fluorinated spacer in $\text{Cs}_{0.17}\text{FA}_{0.83}\text{Pb}(\text{I}_{0.83}\text{Br}_{0.17})_3$.²⁴ By integrating 3-TFMBAI, researchers were able to form molecular planes with significant hydrophobic characteristics, thereby protecting the perovskite phase from hydrolysis and degradation in ambient air. Furthermore, the introduction of 3-TFMBAI spacers promoted the formation of the Ruddlesden–Popper perovskite phase with quantum well structures, allowing trap states to be passivated and ionic mobility to be inhibited inside the perovskite lattice. Additionally, the inclusion of Cs^+ ions

enhanced the bandgap and improved the thermal stability of the resulting perovskite sheets. The resultant $(3\text{-TFMBA})_2(\text{Cs}_{0.17}\text{FA}_{0.83})_{n-1}\text{Pb}_n(\text{I}_{0.83}\text{Br}_{0.17})_{3n-1}\text{I}_2$ layer showed different band-gaps with respect to the variation of n , which are shown in Fig. 18. The champion devices, $(3\text{-TFMBA})_2(\text{Cs}_{0.17}\text{FA}_{0.83})_{n-1}\text{Pb}_n(\text{I}_{0.83}\text{Br}_{0.17})_{3n-1}\text{I}_2$ -based PSCs, have an extraordinary PCE of 20.89% and a high V_{oc} of 1.22 V at $n = 40$. Notably, these quasi-2D PSCs without encapsulation revealed amazing thermal and moisture durability, retaining 90.7% of their initial PCE even after 1000 hours of continuous exposure to 60 °C and 60% RH.

In a recent study, H. Jiao *et al.* introduced a molecule known as tributyl(methyl)phosphonium iodide (TPI) into the $\text{FA}_{0.91}\text{Cs}_{0.09}\text{PbI}_3$ perovskite precursor solution, which has the remarkable ability to transform conventional perovskite materials into 1D highly stable, mechanically robust, and water-insoluble forms.¹⁸⁸ When TPI was combined with the perovskite precursor solution, the researchers noticed a novel grain-wrapping behavior during the perovskite film development. This wrapping efficiently turned both grain surfaces and boundaries into thin 1D TPPbI_3 , increasing moisture resistance and lowering iodine leakage under light exposure. The resultant perovskite films with wrapped grains exhibited outstanding stability under a variety of stressors including heat, light, and moisture. Surprisingly, the best-performing device retained 92.2% of its peak PCE even after 1900 hours of exposure to 1-sun illumination at 55 °C. Furthermore, the grain wrapping method

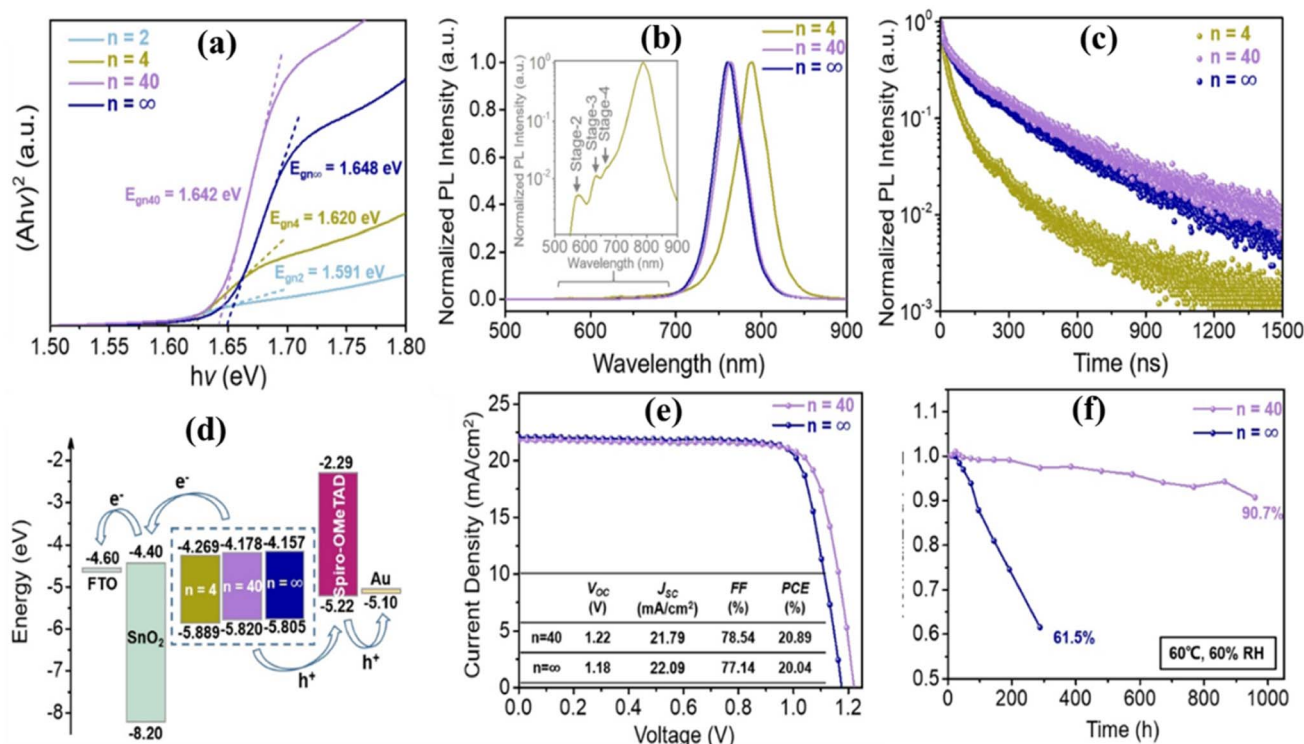


Fig. 18 Film properties: (a) $(Ah\nu)^2$ vs. $h\nu$ curves, (b) steady PL spectra, and (c) TRPL spectra of $(3\text{-TFMBA})_2(\text{Cs}_{0.17}\text{FA}_{0.83})_{n-1}\text{Pb}_n(\text{I}_{0.83}\text{Br}_{0.17})_{3n-1}\text{I}_2$ perovskite films. Device performance: (d) The corresponding energy level alignment diagrams of glass/FTO/ SnO_2 /perovskite/spiro-OMeTAD/Au. (e) Typical $J-V$ plots: (f) Normalized PCE retentions of different PSCs with no encapsulation under continuous heating at 60 °C and simultaneous exposure to an RH of 60%. Reproduced from ref. 24 with permission from Elsevier, copyright 2023.



considerably decreased iodide-related defect production, resulting in higher stability and performance. Specifically, the devices made utilizing this method attained a PCE of 22.9% along with a V_{oc} of 1.150 V, J_{sc} of 24.70 mA cm⁻² and FF of 81%, and maintained an 80% efficiency even after 3783 hours of light soaking.

The well-known research group formed by B. Zhao *et al.* introduced a novel approach to interface modification in PSCs by focusing on the utilization of fluorinated CsPbI₃ perovskite quantum dots (PQDs).¹⁸⁹ They also modified CsPbI₃ PQDs by adding perfluorooctanoic acid (optimal 20% molar ratio) with oleic acid, designated as F-CsPbI₃ PQDs. These F-CsPbI₃ PQDs demonstrated superior performance compared to the traditional oleic acid (OLA)/oleylamine (OAm) ligand-capped PQDs due to their enhanced binding affinity and hydrophobic nature. The synthesis process of F-CsPbI₃ PQDs involves optimization to reduce surface defect states, enhance PL quantum yields, and improve stability. Both CsPbI₃ PQDs and F-CsPbI₃ PQDs serve as interface engineering layers in n-i-p PSCs with the mixed Cs_{0.05}FA_{0.85}MA_{0.10}Pb(I_{0.90}Br_{0.10})₃ perovskite absorber. The devices incorporating F-CsPbI₃ PQDs achieved a significantly higher efficiency of 23.42% compared to the control devices with CsPbI₃ PQD (21.99%) and 3D CsPbI₃ (20.37%). Moreover, the F-CsPbI₃ PQD-based devices revealed outstanding ambient storage stability, holding over 80% of their initial PCE after 1500 hours of aging at 25 °C and an RH of 35–45%. Recently, H. Liu and colleagues successfully introduced 0D-Cs₄Pb(IBr)₆ into 3D CsPbI_{3-x}Br_x perovskite films, forming mixed-dimensional structures of 0D–3D.¹⁹⁰ This was attained by integrating excess *n*-CsBr into the precursor solution at low temperatures (120 °C). The incorporation of Cs₄Pb(IBr)₆ boosted the crystallinity of the CsPbI_{3-x}Br_x film and passivated grain boundary defects, which offered increased photovoltaic performance of the all-inorganic perovskite. In addition, the inclusion of Cs₄Pb(IBr)₆ perovskites converted tensile stress into compressive stress in the perovskite film, successfully preventing crack expansion and significantly enhancing the mechanical ductility of CsPbI_{3-x}Br_x PSCs. Due to the addition of different amounts of CsBr to the solution, the band-gaps of the 3D structure were changed as follows: 2.710 eV for CsPbI₃ (0 M CsBr), 1.771 eV for CsPbI_{2.93}Br_{0.07} (0.3 M CsBr), 1.788 eV for CsPbI_{2.81}Br_{0.190} (0.5 M CsBr), and 1.801 eV for CsPbI_{2.72}Br_{0.280} (0.7 M CsBr). Among these, the CsPbI_{2.81}Br_{0.19}-based PSCs achieved the highest PCE of 14.25% with a J_{sc} of 18.47 mA cm⁻², V_{oc} of 1.09 V, and FF of 70.67%. The fabricated devices confirmed excellent mechanical durability, holding over 97% of their original PCE, even after 60 000

bending cycles at a radius of curvature $R = 5$ mm. For bending cycles of $R = 3$ mm, the devices sustained over 97% of their original PCE after 15 000 cycles, underlining exceptional mechanical robustness. The incorporation of all-inorganic lower-dimensional perovskites excellently enhanced the bending durability of the PSCs, suggesting a promising avenue for enhancing the mechanical durability of all-inorganic PSCs. The photovoltaic performance metrics are presented in Table 7.

5. Relative discussion on various approaches to band gap tuning

This review investigates the various methods for modifying the band gap to better utilize the solar energy spectrum. It discusses compositional engineering, dimensional approaches including dimension reduction and mixing dimensions, and pressure-induced band gap modification. Compositional engineering involves replacing elements in different sites in ABX₃, where B and X-site modifications have more pronounced effects on the electronic band gap structure as compared to A-site replacement. While A-site replacements mainly influence the spatial arrangement of octahedral structures, B and X-site replacements directly impact the conduction and valence bands of the perovskite materials, respectively. Consequently, strategies focusing on B and X-site modifications are more effective for attaining desired band gap adjustments. One of the renowned research groups efficiently modified the band gap and power PCE of MAPbI₃ by swapping lead cations with antimony.¹¹⁶ They systematically varied the amount of inserted antimony and observed a significant 33% modification in band gap and 99% variation in PCE with complete substitution of Pb by Sb. This highlights the substantial influence of B-site replacements on the electronic band structure and performance metrics. One prominent research group attained improved efficiency of 14.1% and stability by mixing halides at the X-site, where they employed a 50% iodine and 50% bromine composition in CsPbI_{1.5}Br_{1.5}.¹²⁵ Their approach confirmed promising stability by maintaining efficiency at 85% after 1000 hours of storage without encapsulation, which reflects not only high-performance metrics but also ensures stability. However, it has been reported that great performance, in terms of PCE and stability by adopting the multiple cations approach at the A-site, has been accomplished.¹⁰¹ Another prominent report by Wang *et al.* indicated the development of the first certified all perovskite layer-based triple-junction PBTSCs.¹²⁸ They modulated the band gap of the perovskite materials by compositional

Table 7 Photovoltaic performances of 0D–Cs₄Pb(IBr)₆/3D CsPbI_{3-x}Br_x perovskite film-based PSCs

| Concentration of CsBr (M) | Device with perovskite materials | J_{sc} (mA cm ⁻²) | V_{oc} (volt) | FF (%) | PCE (%) | Band-gap (eV) |
|---------------------------|---|---------------------------------|-----------------|--------|---------|---------------|
| 0 | Cs ₄ Pb(IBr) ₆ /CsPbI ₃ | 11.12 | 0.76 | 52.91 | 4.48 | 2.710 |
| 0.3 | Cs ₄ Pb(IBr) ₆ /CsPbI _{2.93} Br _{0.07} | 15.96 | 1.06 | 59.67 | 10.12 | 1.771 |
| 0.5 | Cs ₄ Pb(IBr) ₆ /CsPbI _{2.81} Br _{0.190} | 18.47 | 1.09 | 70.67 | 14.25 | 1.788 |
| 0.7 | Cs ₄ Pb(IBr) ₆ /CsPbI _{2.72} Br _{0.280} | 15.88 | 0.99 | 59.81 | 9.41 | 1.801 |



Table 8 A comparative overview of the bandgap tuning approaches at a glance

| | Compositional engineering | Dimensional approaches | Pressure-induced band gap tuning |
|----------------|---|--|---|
| Principle | Compositional engineering involves modifying the chemical composition of perovskite materials by replacing different appropriate ions within the structure of ABX ₃ to control the band structure and optoelectronic properties ^{20,21,122} | Dimensional approaches involve adjusting the dimensionality of perovskite materials to exploit quantum confinement effects to control optoelectronic properties. ^{23,159,160} This can be achieved by fabricating perovskite materials into 0D, 1D, and 2D perovskites, which can exhibit quantum size effects and bandgap modulation ^{176–179} | Pressure-induced band gap tuning involves applying external uniform pressure to perovskite materials to modify their optoelectronic properties. ^{191,192} This can alter the interatomic distances, bond angles, and electronic configurations, leading to changes in the bandgap and other material properties ¹⁴⁰ |
| Advantages | This technique is relatively facile. It offers precise control over the bandgap and other material properties, including charge carrier transportation, defect and stability. ^{25,101,116} It also enables the optimization of the material for specific solar spectrum regions | This method exploits quantum confinement effects for precise bandgap modification and confined specific light absorption ^{44,160} . Specifically, it provides size-dependent absorption and emission. ^{24,175} It also provides increased surface area and interfaces for efficient charge extraction and reduced recombination losses. ^{188,189} As a result, lower-dimensional material-based PSCs show better stability and performance ^{193,194} | This approach is a reversible and non-destructive technique for bandgap tuning. It delivers up to a certain level of modification of optoelectronic features; however, after a certain pressure, modification is linked with amorphization, which is not desirable for photovoltaic applications ^{144,147–151} |
| Challenges | It requires precise control over the synthesis process to attain the desired composition and avoid phase segregation. ^{195–198} Introducing new elements or modifying the composition can impact material stability and long-term device performance. ^{196,199} Comprehensive characterization techniques and equipment are needed to fully comprehend the effects of compositional changes | Fabrication methods for lower-dimensional perovskites often involve intricate processing stages and may suffer from reproducibility concerns. ^{200–204} However, the increase in surface-to-volume ratio in low-dimensional structured perovskites can lead to higher densities of surface defects and affect device performance and stability | It involves specialized equipment (DAC) capable of applying pressure accurately and uniformly. ^{205,206} Characterization techniques are needed to fully understand the effects of pressure on material properties and device performance. Practical implementation in solar cell devices may be challenging due to the requirement of storing the complete device under appropriate pressure conditions |
| Accomplishment | It was reported that by modulating A-site cations of (Rb ⁺ Cs ⁺ MA ⁺ FA ⁺)PbI ₃ perovskite, a high PCE of 21.6% and high thermal stability was achieved. ¹⁰¹ The device revealed that it maintained 95% of its initial performance after 500 hours of aging under steady AM 1.5G illumination at 85 °C in a nitrogen environment | One research team adopted CsPbI ₃ PQDs to attain a higher efficiency of 23.42% compared to the control device with 3D CsPbI ₃ (20.37%). ¹⁸⁹ The CsPbI ₃ PQD-based devices revealed outstanding ambient storage stability, holding over 80% of their initial PCE after 1500 hours of aging at 25 °C and an RH of 35–45% | By adopting pressure-induced band gap tuning, one research group modified the bandgap of FAPbI ₃ perovskite materials from 1.57 eV to 1.44 eV by applying pressure ranging from 0 to 2.3 GPa. ¹⁴⁴ However, it should be mentioned that beyond 5 GPa, an amorphous nature was observed in the material |

engineering. The three different perovskite absorbers were Rb_{0.15}Cs_{0.85}PbI_{1.75}Br_{1.25} with a bandgap of 2.00 eV, Cs_{0.05}-FA_{0.90}MA_{0.05}Pb(I_{0.90}Br_{0.10})₃ with a bandgap of 1.60 eV, and Cs_{0.05}FA_{0.70}MA_{0.25}Pb_{0.50}Sn_{0.50}I₃ with 5% SnF₂ with a bandgap of 1.22 eV. Their certified PBTSC exhibited a remarkable PCE of 23.3%. The encapsulated device confirmed excellent stability by retaining 80% of its original PCE after 450 hours of measurement in an ambient atmosphere. As shown in Fig. 17 and 18, various research groups have employed dimensional modifications to achieve a size-dependent band gap alignment with the solar energy spectrum. Specifically, one eminent research group successfully modified the band gap by 35%, which led to

a substantial increase in efficiency from 4.48% to 14.25%.¹⁹⁰ This dimensional approach not only enhanced the efficiency but also demonstrated remarkable mechanical durability by retaining over 97% of the original PCE even after undergoing 60 000 bending cycles at a radius of curvature of 5 mm. Another research team developed n-i-p PSCs with the mixed Cs_{0.05}-FA_{0.85}MA_{0.10}Pb(I_{0.90}Br_{0.10})₃ perovskite absorber, where they adopted CsPbI₃ PQDs as interfacial layers.¹⁸⁹ The devices incorporating CsPbI₃ PQDs achieved a significantly higher efficiency of 23.42% as compared to the control device with 3D CsPbI₃ (20.37%). Moreover, the CsPbI₃ PQD-based devices revealed outstanding ambient storage stability, holding over



80% of their initial PCE after 1500 hours of aging at 25 °C and an RH of 35–45%. By adopting another innovative method called pressure-induced band gap tuning, renowned researcher H. Zhu modified the bandgap of FAPbI₃ perovskite materials from 1.57 eV to 1.44 eV by applying pressure ranging from 0 to 2.3 GPa.¹⁴⁴ However, it is noteworthy that beyond 5 GPa, an amorphous nature was observed in the material. This pressure-induced bandgap modification approach offers an alternative route for tuning the properties of perovskite materials in photovoltaic applications. However, for maintaining optimal device performance, it might be necessary to store the complete device under appropriate pressure conditions.

From our perspective, compositional engineering, particularly concentrating on B-site and X-site compositions, has significant potential to influence the band structure of perovskite materials. This compositional tuning can be deliberately utilized to align the bandgap with the solar energy spectrum, thereby offering better performance metrics and stability in photovoltaic applications. Dimensional approaches, including dimension reduction and mixing dimensional strategies, provide an encouraging contemporary avenue for improving the stability and performance of perovskite solar cells. However, although pressure-induced bandgap tailoring effectively modifies the bandgap of perovskite materials, there are issues connected with maintaining a consistent pressure during the device's application to attain optimal performance levels. This drawback raises concerns about the practical viability and long-term stability of devices relying solely on pressure-induced modulation.

In summary, composition engineering and dimensional approaches offer promising routes for optimizing band gaps with the alignment of the solar energy spectrum for tuning the performance and stability of PSCs. These methods provide paths for tailoring material properties to better suit photovoltaic applications. However, careful attention must be given to the practical challenges linked with certain band gap tuning techniques, such as pressure-induced bandgap tuning, to confirm the long-term feasibility and trustworthiness of perovskite-based solar devices. A comparative overview of the reviewed bandgap tuning approaches has been tabulated in Table 8.

The stability and high performance of PSCs are intricately dependent on multifaceted factors ranging from material engineering to fabrication techniques, post-treatment processes, and device design.^{207,208} Material engineering plays a fundamental role in tailoring the composition, structure, and properties of perovskite materials to accomplish desired optoelectronic features; this has been explained in detail in this study.²⁰⁹ Precise control over fabrication procedures, including solution processing, vapor deposition, and printing methods, affects film morphology, crystallinity, and defect density, which are crucial aspects that determine device performance.^{210–213} Moreover, post-treatment techniques, including thermal annealing and solvent engineering, further polish film quality and optimize the perovskite layer for enhancing charge transportation and light harvesting.^{214–217} Device architectures, which include the selection of charge transport layers, interfacial

engineering, and passivation strategies, are essential for reducing the losses due to recombination and increasing the charge extraction efficiency.^{212,218} Effective encapsulation strategies shield PSCs from environmental degradation factors like moisture, oxygen, and light exposure, which preserve their stability and prolong their operational lifetime.^{218,219} The interplay of these factors, spanning from film morphology to encapsulation, ultimately determines PSC stability and long-term high performance, which make them attractive contenders for widespread utilization in renewable energy applications.

6. Conclusions

We have conducted a comprehensive study on bandgap tuning and a critical review of existing research to identify strategies and approaches employed to mitigate degradation and enhance the overall performance of PSCs. More specifically, this review has investigated the impact of band gap engineering on performance and stability, emphasizing the role of cation and anion replacements in perovskite structures, dimensional mixing and reduction, and pressure-induced band gap modulation on the optoelectronic properties of materials. In brief, the composition engineering and dimensional approaches offer promising routes for optimizing band gaps with the alignment of the solar energy spectrum for enhancing PSC performance and stability. These approaches provide routes for tailoring material properties to better suit photovoltaic applications. However, careful attention must be given to the practical challenges linked with certain band gap tuning techniques, such as pressure-induced bandgap tuning, to confirm the long-term viability and reliability of perovskite-based solar devices. In order to advance the mass production and commercialization of the PSC, it is imperative to achieve stability against extrinsic and intrinsic issues along with photovoltaic performance. Several remarkable approaches have been demonstrated to accomplish stable and highly efficient PSCs, signaling promising paths for future research and development in this field.

Consent for publication

All authors of this work have agreed and are ready to sign the Transfer of Copyright which empowers the Publisher to protect the work against unauthorized use and to maintain the integrity of the work from a bibliographical and archival standpoint.

Data availability

All data are available in the manuscript.

Author contributions

Md. Helal Miah: conceptualization, literature review, performed study, data analysis and writing of original draft, Md. Bulu Rahman and Mohammad Aminul Islam: data curation, discussion, software and validation, Mayeen Uddin Khandaker: supervision, and reviewing and editing of the manuscript.



Conflicts of interest

The authors declare that they have no known competing financial interests or personal relationships that could have appeared to influence the work reported in this paper.

Acknowledgements

Sunway University Scholarship support received by Md. Helal Miah is acknowledged.

References

- Z. Yang, *et al.*, Roles of Interfacial Tension in Regulating Internal Organization of Low Bandgap Polymer Bulk Heterojunction Solar Cells by Polymer Additives, *Adv. Mater. Interfaces*, 2018, 5(15), 1800435, DOI: [10.1002/ADMI.201800435](https://doi.org/10.1002/ADMI.201800435).
- N. K. Noel, *et al.*, Lead-free organic–inorganic tin halide perovskites for photovoltaic applications, *Energy Environ. Sci.*, 2014, 7(9), 3061–3068, DOI: [10.1039/C4EE01076K](https://doi.org/10.1039/C4EE01076K).
- M. Thirugnanasambandam, S. Iniyar and R. Goic, A review of solar thermal technologies, *Renewable Sustainable Energy Rev.*, 2010, 14(1), 312–322, DOI: [10.1016/J.RSER.2009.07.014](https://doi.org/10.1016/J.RSER.2009.07.014).
- N. Li, X. Niu, Q. Chen and H. Zhou, Towards commercialization: the operational stability of perovskite solar cells, *Chem. Soc. Rev.*, 2020, 49(22), 8235–8286, DOI: [10.1039/D0CS00573H](https://doi.org/10.1039/D0CS00573H).
- H. Zsiborács, *et al.*, Intermittent Renewable Energy Sources: The Role of Energy Storage in the European Power System of 2040, *Electron*, 2019, 8, 729, DOI: [10.3390/ELECTRONICS8070729](https://doi.org/10.3390/ELECTRONICS8070729).
- M. Helal Miah, *et al.*, Optimization and detail analysis of novel structure Pb-free CsGeI₃-based all-inorganic perovskite solar cells by SCAPS-1D, *Optik*, 2023, 281, 170819, DOI: [10.1016/J.IJLEO.2023.170819](https://doi.org/10.1016/J.IJLEO.2023.170819).
- A. Guerrero, E. J. Juarez-Perez, J. Bisquert, I. Mora-Sero and G. Garcia-Belmonte, Electrical field profile and doping in planar lead halide perovskite solar cells, *Appl. Phys. Lett.*, 2014, 105(13), 133902, DOI: [10.1063/1.4896779](https://doi.org/10.1063/1.4896779).
- B. Salhi, Y. S. Wudil, M. K. Hossain, A. Al-Ahmed and F. A. Al-Sulaiman, Review of recent developments and persistent challenges in stability of perovskite solar cells, *Renewable Sustainable Energy Rev.*, 2018, 90, 210–222, DOI: [10.1016/J.RSER.2018.03.058](https://doi.org/10.1016/J.RSER.2018.03.058).
- M. B. Rahman, N. Noor-E-Ashrafi, M. H. Miah, M. U. Khandaker and M. A. Islam, Selection of a compatible electron transport layer and hole transport layer for the mixed perovskite FA_{0.85}Cs_{0.15}Pb(I_{0.85}Br_{0.15})₃, towards achieving novel structure and high-efficiency perovskite solar cells: a detailed numerical study by SCAPS-1D, *RSC Adv.*, 2023, 13(25), 17130–17142, DOI: [10.1039/D3RA02170J](https://doi.org/10.1039/D3RA02170J).
- M. H. Miah, *et al.*, Understanding the Degradation Factors, Mechanism and Initiatives for Highly Efficient Perovskite Solar Cells, *ChemNanoMat*, 2023, 9(3), e202200471, DOI: [10.1002/CNMA.202200471](https://doi.org/10.1002/CNMA.202200471).
- H. Min, *et al.*, Perovskite solar cells with atomically coherent interlayers on SnO₂ electrodes, *Nature*, 2021, 598(7881), 444–450, DOI: [10.1038/s41586-021-03964-8](https://doi.org/10.1038/s41586-021-03964-8).
- A. Kojima, K. Teshima, Y. Shirai and T. Miyasaka, Organometal halide perovskites as visible-light sensitizers for photovoltaic cells, *J. Am. Chem. Soc.*, 2009, 131(17), 6050–6051, DOI: [10.1021/JA809598R/SUPPL_FILE/JA809598R_SI_001.PDF](https://doi.org/10.1021/JA809598R/SUPPL_FILE/JA809598R_SI_001.PDF).
- M. A. Green, *et al.*, Solar cell efficiency tables (Version 63), *Prog. Photovolt.: Res. Appl.*, 2024, 32(1), 3–13, DOI: [10.1002/PIP.3750](https://doi.org/10.1002/PIP.3750).
- T. A. Chowdhury, M. A. Bin Zafar, M. Sajjad-Ul Islam, M. Shahinuzzaman, M. A. Islam and M. U. Khandaker, Stability of perovskite solar cells: issues and prospects, *RSC Adv.*, 2023, 13(3), 1787–1810, DOI: [10.1039/D2RA05903G](https://doi.org/10.1039/D2RA05903G).
- H. J. Snaith, *et al.*, Anomalous hysteresis in perovskite solar cells, *J. Phys. Chem. Lett.*, 2014, 5(9), 1511–1515, DOI: [10.1021/JZ500113X/SUPPL_FILE/JZ500113X_SI_001.PDF](https://doi.org/10.1021/JZ500113X/SUPPL_FILE/JZ500113X_SI_001.PDF).
- J. M. Azpiroz, E. Mosconi, J. Bisquert and F. De Angelis, Defect migration in methylammonium lead iodide and its role in perovskite solar cell operation, *Energy Environ. Sci.*, 2015, 8(7), 2118–2127, DOI: [10.1039/C5EE01265A](https://doi.org/10.1039/C5EE01265A).
- N. K. Elumalai and A. Uddin, Hysteresis in organic-inorganic hybrid perovskite solar cells, *Sol. Energy Mater. Sol. Cells*, 2016, 157, 476–509, DOI: [10.1016/J.SOLMAT.2016.06.025](https://doi.org/10.1016/J.SOLMAT.2016.06.025).
- L. M. Pazos-Outón, T. P. Xiao and E. Yablonovitch, Fundamental Efficiency Limit of Lead Iodide Perovskite Solar Cells, *J. Phys. Chem. Lett.*, 2018, 9(7), 1703–1711, DOI: [10.1021/ACS.JPCLETT.7B03054/ASSET/IMAGES/LARGE/JZ-2017-030546_0008.JPEG](https://doi.org/10.1021/ACS.JPCLETT.7B03054/ASSET/IMAGES/LARGE/JZ-2017-030546_0008.JPEG).
- B. Chen, P. N. Rudd, S. Yang, Y. Yuan and J. Huang, Imperfections and their passivation in halide perovskite solar cells, *Chem. Soc. Rev.*, 2019, 48(14), 3842–3867, DOI: [10.1039/C8CS00853A](https://doi.org/10.1039/C8CS00853A).
- J. H. Noh, S. H. Im, J. H. Heo, T. N. Mandal and S. Il Seok, Chemical management for colorful, efficient, and stable inorganic-organic hybrid nanostructured solar cells, *Nano Lett.*, 2013, 13(4), 1764–1769, DOI: [10.1021/NL400349B/SUPPL_FILE/NL400349B_SI_001.PDF](https://doi.org/10.1021/NL400349B/SUPPL_FILE/NL400349B_SI_001.PDF).
- G. E. Eperon, S. D. Stranks, C. Menelaou, M. B. Johnston, L. M. Herz and H. J. Snaith, Formamidinium lead trihalide: a broadly tunable perovskite for efficient planar heterojunction solar cells, *Energy Environ. Sci.*, 2014, 7(3), 982–988, DOI: [10.1039/C3EE43822H](https://doi.org/10.1039/C3EE43822H).
- G. Liu, L. Kong, W. Yang and H. Kwang Mao, Pressure engineering of photovoltaic perovskites, *Mater. Today*, 2019, 27, 91–106, DOI: [10.1016/J.MATTOD.2019.02.016](https://doi.org/10.1016/J.MATTOD.2019.02.016).
- Q. Ou, *et al.*, Band structure engineering in metal halide perovskite nanostructures for optoelectronic applications, *Nano Mater. Sci.*, 2019, 1(4), 268–287, DOI: [10.1016/J.NANOMS.2019.10.004](https://doi.org/10.1016/J.NANOMS.2019.10.004).
- Y. Xia, *et al.*, Organic-Inorganic Hybrid Quasi-2d Perovskites Incorporated with Fluorinated Additive for



- Efficient and Stable Four-Terminal Tandem Solar Cells, *Energy Mater.*, 2023, 3(1), 300004, DOI: [10.20517/energymater.2022.55](https://doi.org/10.20517/energymater.2022.55).
- 25 J. Xu, L. A. Castriotta, A. Di Carlo and T. M. Brown, Air-Stable Lead-Free Antimony-Based Perovskite Inspired Solar Cells and Modules, *ACS Energy Lett.*, 2024, 9(2), 671–678, DOI: [10.1021/ACSENERGYLETT.3C02409](https://doi.org/10.1021/ACSENERGYLETT.3C02409).
- 26 A. (Adolf) Goetzberger, J. Knobloch, and B. Voss, *Crystalline Silicon Solar Cells*, Wiley, 1998, p. , p. 237, accessed: Feb. 21, 2024, [Online], available, <https://www.wiley.com/en-us/Crystalline+Silicon+Solar+Cells-p-9780471971443>.
- 27 Y. Lei, Y. Li and Z. Jin, Photon energy loss and management in perovskite solar cells, *Energy Rev.*, 2022, 1(1), 100003, DOI: [10.1016/J.ENREV.2022.100003](https://doi.org/10.1016/J.ENREV.2022.100003).
- 28 S. K. Jung, N. G. Park and J. W. Lee, Light management in perovskite solar cells, *Mater. Today Energy*, 2023, 37, 101401, DOI: [10.1016/J.MTENER.2023.101401](https://doi.org/10.1016/J.MTENER.2023.101401).
- 29 M. I. Hossain, *et al.*, Near field control for enhanced photovoltaic performance and photostability in perovskite solar cells, *Nano Energy*, 2021, 89, 106388, DOI: [10.1016/J.NANOEN.2021.106388](https://doi.org/10.1016/J.NANOEN.2021.106388).
- 30 H. Fujiwara, M. Kato, M. Tamakoshi, T. Miyadera and M. Chikamatsu, Optical Characteristics and Operational Principles of Hybrid Perovskite Solar Cells, *Phys. Status Solidi*, 2018, 215(12), 1700730, DOI: [10.1002/PSSA.201700730](https://doi.org/10.1002/PSSA.201700730).
- 31 Y. Miao, *et al.*, Construction of efficient perovskite solar cell through small-molecule synergistically assisted surface defect passivation and fluorescence resonance energy transfer, *Chem. Eng. J.*, 2021, 426, 131358, DOI: [10.1016/J.CEJ.2021.131358](https://doi.org/10.1016/J.CEJ.2021.131358).
- 32 D. Y. Son, *et al.*, Self-formed grain boundary healing layer for highly efficient CH₃NH₃PbI₃ perovskite solar cells, *Nat. Energy*, 2016, 1(7), 1–8, DOI: [10.1038/nenergy.2016.81](https://doi.org/10.1038/nenergy.2016.81).
- 33 W. S. Yang, *et al.*, High-performance photovoltaic perovskite layers fabricated through intramolecular exchange, *Science*, 2015, 348(6240), 1234–1237, DOI: [10.1126/SCIENCE.AAA9272/SUPPL_FILE/YANG-SM.PDF](https://doi.org/10.1126/SCIENCE.AAA9272/SUPPL_FILE/YANG-SM.PDF).
- 34 M. Saliba, *et al.*, Cesium-containing triple cation perovskite solar cells: Improved stability, reproducibility and high efficiency, *Energy Environ. Sci.*, 2016, 9(6), 1989–1997, DOI: [10.1039/C5EE03874J](https://doi.org/10.1039/C5EE03874J).
- 35 H. Fujiwara, M. Kato, M. Tamakoshi, T. Miyadera and M. Chikamatsu, Optical Characteristics and Operational Principles of Hybrid Perovskite Solar Cells, *Phys. Status Solidi*, 2018, 215(12), 1700730, DOI: [10.1002/PSSA.201700730](https://doi.org/10.1002/PSSA.201700730).
- 36 D. Y. Son, *et al.*, Self-formed grain boundary healing layer for highly efficient CH₃NH₃PbI₃ perovskite solar cells, *Nat. Energy*, 2016, 1(7), 1–8, DOI: [10.1038/nenergy.2016.81](https://doi.org/10.1038/nenergy.2016.81).
- 37 M. Saliba, *et al.*, Cesium-containing triple cation perovskite solar cells: improved stability, reproducibility and high efficiency, *Energy Environ. Sci.*, 2016, 9(6), 1989–1997, DOI: [10.1039/C5EE03874J](https://doi.org/10.1039/C5EE03874J).
- 38 W. S. Yang, *et al.*, High-performance photovoltaic perovskite layers fabricated through intramolecular exchange, *Science*, 2015, 348(6240), 1234–1237, DOI: [10.1126/SCIENCE.AAA9272](https://doi.org/10.1126/SCIENCE.AAA9272).
- 39 A. R. Zanatta, The Shockley–Queisser limit and the conversion efficiency of silicon-based solar cells, *Results Opt.*, 2022, 9, 100320, DOI: [10.1016/J.RIO.2022.100320](https://doi.org/10.1016/J.RIO.2022.100320).
- 40 S. Jiang, R. Wang, M. Li, R. Yu, F. Wang and Z. Tan, Synergistic electrical and light management enables efficient monolithic inorganic perovskite/organic tandem solar cells with over 24% efficiency, *Energy Environ. Sci.*, 2024, 17(1), 219–226, DOI: [10.1039/D3EE02940A](https://doi.org/10.1039/D3EE02940A).
- 41 E. Aydin, *et al.*, Pathways toward commercial perovskite/silicon tandem photovoltaics, *Science*, 2024, 383(6679), DOI: [10.1126/science.adh3849](https://doi.org/10.1126/science.adh3849).
- 42 E. Priyanka and D. Muchahary, Performance improvement of perovskite/CIGS tandem solar cell using barium stannate charge transport layer and achieving PCE of 39 % numerically, *Sol. Energy*, 2024, 267, 112218, DOI: [10.1016/J.SOLENER.2023.112218](https://doi.org/10.1016/J.SOLENER.2023.112218).
- 43 M. A. Haq, M. Saiduzzaman, T. I. Asif, I. K. Shuvo and K. M. Hossain, Ultra-violet to visible band gap engineering of cubic halide KCaCl₃ perovskite under pressure for optoelectronic applications: insights from DFT, *RSC Adv.*, 2021, 11(58), 36367–36378, DOI: [10.1039/D1RA06430D](https://doi.org/10.1039/D1RA06430D).
- 44 J. Xing, *et al.*, Color-stable highly luminescent sky-blue perovskite light-emitting diodes, *Nat. Commun.*, 2018, 9(1), 1–8, DOI: [10.1038/s41467-018-05909-8](https://doi.org/10.1038/s41467-018-05909-8).
- 45 A. Welte, C. Waldauf, C. Brabec and P. J. Wellmann, Application of optical absorbance for the investigation of electronic and structural properties of sol–gel processed TiO₂ films, *Thin Solid Films*, 2008, 516(20), 7256–7259, DOI: [10.1016/J.TSF.2007.12.025](https://doi.org/10.1016/J.TSF.2007.12.025).
- 46 D. Monllor-Satoca, R. Gómez, M. González-Hidalgo and P. Salvador, The ‘Direct–Indirect’ model: An alternative kinetic approach in heterogeneous photocatalysis based on the degree of interaction of dissolved pollutant species with the semiconductor surface, *Catal. Today*, 2007, 129(1–2), 247–255, DOI: [10.1016/J.CATTOD.2007.08.002](https://doi.org/10.1016/J.CATTOD.2007.08.002).
- 47 O. I. Malyi and C. M. Acosta, Amorphization of Indirect Band Gap Semiconductors to Tune Their Optoelectronic Properties, *J. Phys. Chem. C*, 2020, 124(27), 14432–14438, DOI: [10.1021/ACS.JPCC.0C02332/SUPPL_FILE/JPOC02332_SI_001.PDF](https://doi.org/10.1021/ACS.JPCC.0C02332/SUPPL_FILE/JPOC02332_SI_001.PDF).
- 48 J. Kangsabanik, M. K. Svendsen, A. Taghizadeh, A. Crovetto and K. S. Thygesen, Indirect Band Gap Semiconductors for Thin-Film Photovoltaics: High-Throughput Calculation of Phonon-Assisted Absorption, *J. Am. Chem. Soc.*, 2022, 144(43), 19872–19883, DOI: [10.1021/JACS.2C07567/SUPPL_FILE/JA2C07567_SI_001.PDF](https://doi.org/10.1021/JACS.2C07567/SUPPL_FILE/JA2C07567_SI_001.PDF).
- 49 D. Liang and J. E. Bowers, Recent progress in lasers on silicon, *Nat. Photonics*, 2010, 4(8), 511–517, DOI: [10.1038/nphoton.2010.167](https://doi.org/10.1038/nphoton.2010.167).
- 50 E. M. Hutter, *et al.*, Direct–indirect character of the bandgap in methylammonium lead iodide perovskite, *Nat. Mater.*, 2016, 16(1), 115–120, DOI: [10.1038/nmat4765](https://doi.org/10.1038/nmat4765).
- 51 A. Haug, Non-radiative recombination of electron-hole drops by means of phonon-assisted Auger recombination,



- J. Lumin.*, 1979, **20**(2), 173–177, DOI: [10.1016/0022-2313\(79\)90048-6](https://doi.org/10.1016/0022-2313(79)90048-6).
- 52 M. H. Pilkuhin, Non-radiative recombination and luminescence in silicon, *J. Lumin.*, 1979, **18–19**(PART 1), 81–87, DOI: [10.1016/0022-2313\(79\)90078-4](https://doi.org/10.1016/0022-2313(79)90078-4).
- 53 M. A. Green, A. Ho-Baillie and H. J. Snaith, The emergence of perovskite solar cells, *Nat. Photonics*, 2014, **8**(7), 506–514, DOI: [10.1038/nphoton.2014.134](https://doi.org/10.1038/nphoton.2014.134).
- 54 A. Kuc, N. Zibouche and T. Heine, Influence of quantum confinement on the electronic structure of the transition metal sulfide TS₂, *Phys. Rev. B: Condens. Matter Mater. Phys.*, 2011, **83**(24), 245213, DOI: [10.1103/PHYSREVB.83.245213/FIGURES/6/MEDIUM](https://doi.org/10.1103/PHYSREVB.83.245213/FIGURES/6/MEDIUM).
- 55 M. H. Miah, *et al.*, Understanding the Degradation Factors, Mechanism and Initiatives for Highly Efficient Perovskite Solar Cells, *ChemNanoMat*, 2023, **9**(3), e202200471, DOI: [10.1002/CNMA.202200471](https://doi.org/10.1002/CNMA.202200471).
- 56 M. B. Rahman, N.-E. Ashrafi, M. H. Miah, M. U. Khandaker and M. A. Islam, Selection of a compatible electron transport layer and hole transport layer for the mixed perovskite FA_{0.85}Cs_{0.15}Pb(I_{0.85}Br_{0.15})₃, towards achieving novel structure and high-efficiency perovskite solar cells: a detailed numerical study by SCAPS-1D, *RSC Adv.*, 2023, **13**(25), 17130–17142, DOI: [10.1039/D3RA02170J](https://doi.org/10.1039/D3RA02170J).
- 57 N. G. Park, Perovskite solar cells: an emerging photovoltaic technology, *Mater. Today*, 2015, **18**(2), 65–72, DOI: [10.1016/J.MATTOD.2014.07.007](https://doi.org/10.1016/J.MATTOD.2014.07.007).
- 58 A. Aftab and M. I. Ahmad, A review of stability and progress in tin halide perovskite solar cell, *Sol. Energy*, 2021, **216**, 26–47, DOI: [10.1016/J.SOLENER.2020.12.065](https://doi.org/10.1016/J.SOLENER.2020.12.065).
- 59 N. Suresh Kumar and K. Chandra Babu Naidu, A review on perovskite solar cells (PSCs), materials and applications, *J. Mater.*, 2021, **7**(5), 940–956, DOI: [10.1016/J.JMAT.2021.04.002](https://doi.org/10.1016/J.JMAT.2021.04.002).
- 60 F. Valipour, E. Yazdi, N. Torabi, B. F. Mirjalili and A. Behjat, Improvement of the stability of perovskite solar cells in terms of humidity/heat via compositional engineering, *J. Phys. D Appl. Phys.*, 2020, **53**(28), 285501, DOI: [10.1088/1361-6463/AB8511](https://doi.org/10.1088/1361-6463/AB8511).
- 61 W. Gao, *et al.*, A-Site Cation Engineering of Metal Halide Perovskites: Version 3.0 of Efficient Tin-Based Lead-Free Perovskite Solar Cells, *Adv. Funct. Mater.*, 2020, **30**(34), 2000794, DOI: [10.1002/ADFM.202000794](https://doi.org/10.1002/ADFM.202000794).
- 62 C. C. Stoumpos and M. G. Kanatzidis, The Renaissance of Halide Perovskites and Their Evolution as Emerging Semiconductors, *Acc. Chem. Res.*, 2015, **48**(10), 2791–2802, DOI: [10.1021/ACS.ACCOUNTS.5B00229/ASSET/IMAGES/MEDIUM/AR-2015-002292_0014.GIF](https://doi.org/10.1021/ACS.ACCOUNTS.5B00229/ASSET/IMAGES/MEDIUM/AR-2015-002292_0014.GIF).
- 63 C. J. Bartel, *et al.*, New tolerance factor to predict the stability of perovskite oxides and halides, *Sci. Adv.*, 2019, **5**(2), 1–9, DOI: [10.1126/SCIADV.AAV0693/SUPPL_FILE/AAV0693_TABLE_S4.CSV](https://doi.org/10.1126/SCIADV.AAV0693/SUPPL_FILE/AAV0693_TABLE_S4.CSV).
- 64 L. Etgar, The merit of perovskite's dimensionality; can this replace the 3D halide perovskite?, *Energy Environ. Sci.*, 2018, **11**(2), 234–242, DOI: [10.1039/C7EE03397D](https://doi.org/10.1039/C7EE03397D).
- 65 Y. Wang, *et al.*, A mixed-cation lead iodide MA_{1-x}E_xPbI₃ absorber for perovskite solar cells, *J. Energy Chem.*, 2018, **27**(1), 215–218, DOI: [10.1016/J.JECHEM.2017.09.027](https://doi.org/10.1016/J.JECHEM.2017.09.027).
- 66 V. L. Pool, *et al.*, Thermal engineering of FAPbI₃ perovskite material via radiative thermal annealing and in situ XRD, *Nat. Commun.*, 2017, **8**(1), 1–8, DOI: [10.1038/ncomms14075](https://doi.org/10.1038/ncomms14075).
- 67 A. Kogo, Y. Sanehira, Y. Numata, M. Ikegami and T. Miyasaka, Amorphous Metal Oxide Blocking Layers for Highly Efficient Low-Temperature Brookite TiO₂-Based Perovskite Solar Cells, *ACS Appl. Mater. Interfaces*, 2018, **10**(3), 2224–2229, DOI: [10.1021/ACSAMI.7B16662/SUPPL_FILE/AM7B16662_SI_001.PDF](https://doi.org/10.1021/ACSAMI.7B16662/SUPPL_FILE/AM7B16662_SI_001.PDF).
- 68 N. Onoda-Yamamuro, T. Matsuo and H. Suga, Calorimetric and IR spectroscopic studies of phase transitions in methylammonium trihalogenoplumbates (II), *J. Phys. Chem. Solids*, 1990, **51**(12), 1383–1395, DOI: [10.1016/0022-3697\(90\)90021-7](https://doi.org/10.1016/0022-3697(90)90021-7).
- 69 T. Baikie, *et al.*, Synthesis and crystal chemistry of the hybrid perovskite (CH₃NH₃)PbI₃ for solid-state sensitised solar cell applications, *J. Mater. Chem. A*, 2013, **1**(18), 5628–5641, DOI: [10.1039/C3TA10518K](https://doi.org/10.1039/C3TA10518K).
- 70 F. Arabpour Roghabadi, *et al.*, Stability progress of perovskite solar cells dependent on the crystalline structure: From 3D ABX₃ to 2D Ruddlesden–Popper perovskite absorbers, *J. Mater. Chem. A*, 2019, **7**(11), 5898–5933, DOI: [10.1039/C8TA10444A](https://doi.org/10.1039/C8TA10444A).
- 71 J. M. Ball and A. Petrozza, Defects in perovskite-halides and their effects in solar cells, *Nat. Energy*, 2016, **1**(11), 1–13, DOI: [10.1038/nenergy.2016.149](https://doi.org/10.1038/nenergy.2016.149).
- 72 M. Saliba, *et al.*, Cesium-containing triple cation perovskite solar cells: improved stability, reproducibility and high efficiency, *Energy Environ. Sci.*, 2016, **9**(6), 1989–1997, DOI: [10.1039/C5EE03874J](https://doi.org/10.1039/C5EE03874J).
- 73 Z. Li, M. Yang, J. S. Park, S. H. Wei, J. J. Berry and K. Zhu, Stabilizing Perovskite Structures by Tuning Tolerance Factor: Formation of Formamidinium and Cesium Lead Iodide Solid-State Alloys, *Chem. Mater.*, 2016, **28**(1), 284–292, DOI: [10.1021/ACS.CHEMMATER.5B04107/SUPPL_FILE/CM5B04107_SI_001.PDF](https://doi.org/10.1021/ACS.CHEMMATER.5B04107/SUPPL_FILE/CM5B04107_SI_001.PDF).
- 74 F. Valipour, E. Yazdi, N. Torabi, B. F. Mirjalili and A. Behjat, Improvement of the stability of perovskite solar cells in terms of humidity/heat via compositional engineering, *J. Phys. D Appl. Phys.*, 2020, **53**(28), 285501, DOI: [10.1088/1361-6463/AB8511](https://doi.org/10.1088/1361-6463/AB8511).
- 75 M. H. Miah, M. U. Khandaker, M. A. Islam, M. Nur-E-Alam, H. Osman and M. H. Ullah, Perovskite materials in X-ray detection and imaging: recent progress, challenges, and future prospects, *RSC Adv.*, 2024, **14**(10), 6656–6698, DOI: [10.1039/D4RA00433G](https://doi.org/10.1039/D4RA00433G).
- 76 W. Shockley and H. J. Queisser, Detailed Balance Limit of Efficiency of p-n Junction Solar Cells, *J. Appl. Phys.*, 1961, **32**(3), 510–519, DOI: [10.1063/1.1736034](https://doi.org/10.1063/1.1736034).
- 77 A. J. Lehner, *et al.*, Crystal and Electronic Structures of Complex Bismuth Iodides A₃Bi₂I₉ (A = K, Rb, Cs) Related to Perovskite: Aiding the Rational Design of Photovoltaics, *Chem. Mater.*, 2015, **27**(20), 7137–7148, DOI: [10.1021/](https://doi.org/10.1021/)



- [ACS.CHEMMATER.5B03147/SUPPL_FILE/CM5B03147_SI_001.PDF](#)
- 78 J. Kim, S. C. Lee, S. H. Lee and K. H. Hong, Importance of orbital interactions in determining electronic band structures of organo-lead iodide, *J. Phys. Chem. C*, 2015, **119**(9), 4627–4634, DOI: [10.1021/JP5126365/SUPPL_FILE/JP5126365_SI_001.PDF](#).
- 79 J. Kim, S. H. Lee, C. H. Chung and K. H. Hong, Systematic analysis of the unique band gap modulation of mixed halide perovskites, *Phys. Chem. Chem. Phys.*, 2016, **18**(6), 4423–4428, DOI: [10.1039/C5CP05982H](#).
- 80 M. R. Filip, G. E. Eperon, H. J. Snaith and F. Giustino, Steric engineering of metal-halide perovskites with tunable optical band gaps, *Nat. Commun.*, 2014, **5**(1), 1–9, DOI: [10.1038/ncomms6757](#).
- 81 A. Amat, *et al.*, Cation-induced band-gap tuning in organohalide perovskites: Interplay of spin-orbit coupling and octahedra tilting, *Nano Lett.*, 2014, **14**(6), 3608–3616, DOI: [10.1021/NL5012992/SUPPL_FILE/NL5012992_SI_001.PDF](#).
- 82 C. Grote and R. F. Berger, Strain Tuning of Tin-Halide and Lead-Halide Perovskites: A First-Principles Atomic and Electronic Structure Study, *J. Phys. Chem. C*, 2015, **119**(40), 22832–22837, DOI: [10.1021/ACS.JPCC.5B07446/SUPPL_FILE/JP5B07446_SI_001.PDF](#).
- 83 L. Kong, *et al.*, Simultaneous band-gap narrowing and carrier-lifetime prolongation of organic-inorganic trihalide perovskites, *Proc. Natl. Acad. Sci. U. S. A.*, 2016, **113**(32), 8910–8915, DOI: [10.1073/PNAS.1609030113/SUPPL_FILE/PNAS.1609030113.SAPP.PDF](#).
- 84 J. Im, C. C. Stoumpos, H. Jin, A. J. Freeman and M. G. Kanatzidis, Antagonism between Spin-Orbit Coupling and Steric Effects Causes Anomalous Band Gap Evolution in the Perovskite Photovoltaic Materials CH₃NH₃Sn_{1-x}Pb_xI₃, *J. Phys. Chem. Lett.*, 2015, **6**(17), 3503–3509, DOI: [10.1021/ACS.JPCLETT.5B01738](#).
- 85 Z. Yang, *et al.*, Stable low-bandgap Pb-Sn binary perovskites for tandem solar cells, *Adv. Mater.*, 2016, **28**(40), 8990–8997, DOI: [10.1002/ADMA.201602696](#).
- 86 D. Zhao, *et al.*, Low-bandgap mixed tin-lead iodide perovskite absorbers with long carrier lifetimes for all-perovskite tandem solar cells, *Nat. Energy*, 2017, **2**(4), 1–7, DOI: [10.1038/nenergy.2017.18](#).
- 87 D. J. Slotcavage, H. I. Karunadasa and M. D. McGehee, Light-Induced Phase Segregation in Halide-Perovskite Absorbers, *ACS Energy Lett.*, 2016, **1**(6), 1199–1205, DOI: [10.1021/ACSENERGYLETT.6B00495/ASSET/IMAGES/MEDIUM/NZ-2016-004953_0008.GIF](#).
- 88 E. T. Hoke, D. J. Slotcavage, E. R. Dohner, A. R. Bowring, H. I. Karunadasa and M. D. McGehee, Reversible photo-induced trap formation in mixed-halide hybrid perovskites for photovoltaics, *Chem. Sci.*, 2014, **6**(1), 613–617, DOI: [10.1039/C4SC03141E](#).
- 89 C. C. Stoumpos, *et al.*, Ruddlesden-Popper Hybrid Lead Iodide Perovskite 2D Homologous Semiconductors, *Chem. Mater.*, 2016, **28**(8), 2852–2867, DOI: [10.1021/ACS.CHEMMATER.6B00847/SUPPL_FILE/CM6B00847_SI_003.CIF](#)
- 90 T. Jesper Jacobsson, *et al.*, Exploration of the compositional space for mixed lead halogen perovskites for high efficiency solar cells, *Energy Environ. Sci.*, 2016, **9**(5), 1706–1724, DOI: [10.1039/C6EE00030D](#).
- 91 C. Ferrara, *et al.*, Wide band-gap tuning in Sn-based hybrid perovskites through cation replacement: the FA_{1-x}MA_xSnBr₃ mixed system, *J. Mater. Chem. A*, 2017, **5**(19), 9391–9395, DOI: [10.1039/C7TA01668A](#).
- 92 M. H. Miah, *et al.*, First-principles study of the structural, mechanical, electronic, optical, and elastic properties of non-toxic XGeBr₃ (X=K, Rb, and Cs) perovskite for optoelectronic and radiation sensing applications, *Mater. Chem. Phys.*, 2024, 129377, DOI: [10.1016/J.MATCHEMPHYS.2024.129377](#).
- 93 W. S. Yang, *et al.*, High-performance photovoltaic perovskite layers fabricated through intramolecular exchange, *Science*, 2015, **348**(6240), 1234–1237, DOI: [10.1126/SCIENCE.AAA9272/SUPPL_FILE/YANG-SM.PDF](#).
- 94 N. Pellet, *et al.*, Mixed-Organic-Cation Perovskite Photovoltaics for Enhanced Solar-Light Harvesting, *Angew. Chem., Int. Ed.*, 2014, **53**(12), 3151–3157, DOI: [10.1002/ANIE.201309361](#).
- 95 N. J. Jeon, *et al.*, Compositional engineering of perovskite materials for high-performance solar cells, *Nature*, 2015, **517**(7535), 476–480, DOI: [10.1038/nature14133](#).
- 96 T. M. Koh, *et al.*, Formamidinium-containing metal-halide: An alternative material for near-IR absorption perovskite solar cells, *J. Phys. Chem. C*, 2014, **118**(30), 16458–16462, DOI: [10.1021/JP411112K/SUPPL_FILE/JP411112K_SI_001.PDF](#).
- 97 G. E. Eperon, S. D. Stranks, C. Menelaou, M. B. Johnston, L. M. Herz and H. J. Snaith, Formamidinium lead trihalide: a broadly tunable perovskite for efficient planar heterojunction solar cells, *Energy Environ. Sci.*, 2014, **7**(3), 982–988, DOI: [10.1039/C3EE43822H](#).
- 98 M. Pazoki, *et al.*, Bismuth Iodide Perovskite Materials for Solar Cell Applications: Electronic Structure, Optical Transitions, and Directional Charge Transport, *J. Phys. Chem. C*, 2016, **120**(51), 29039–29046, DOI: [10.1021/ACS.JPCC.6B11745/SUPPL_FILE/JP6B11745_SI_001.PDF](#).
- 99 Z. Huang, *et al.*, Stable, Bromine-Free, Tetragonal Perovskites with 1.7 eV Bandgaps via A-Site Cation Substitution, *ACS Mater. Lett.*, 2020, **2**(7), 869–872, DOI: [10.1021/ACSMATERIALSLETT.0C00166/SUPPL_FILE/TZOC00166_SI_001.PDF](#).
- 100 M. T. Klug, *et al.*, Tailoring metal halide perovskites through metal substitution: influence on photovoltaic and material properties, *Energy Environ. Sci.*, 2017, **10**(1), 236–246, DOI: [10.1039/C6EE03201J](#).
- 101 M. Saliba, *et al.*, Incorporation of rubidium cations into perovskite solar cells improves photovoltaic performance, *Science*, 2016, **354**(6309), 206–209, DOI: [10.1126/SCIENCE.AAH5557/SUPPL_FILE/SALIBA.SM.PDF](#).
- 102 B. W. Park, B. Philippe, X. Zhang, H. Rensmo, G. Boschloo and E. M. J. Johansson, Bismuth Based Hybrid Perovskites



- A3Bi2I9 (A: Methylammonium or Cesium) for Solar Cell Application, *Adv. Mater.*, 2015, 27(43), 6806–6813, DOI: [10.1002/ADMA.201501978](https://doi.org/10.1002/ADMA.201501978).
- 103 J. C. Hebig, I. Kühn, J. Flohre and T. Kirchartz, Optoelectronic Properties of (CH₃NH₃)₃Sb₂I₉ Thin Films for Photovoltaic Applications, *ACS Energy Lett.*, 2016, 1(1), 309–314, DOI: [10.1021/ACSENERGYLETT.6B00170/SUPPL_FILE/NZ6B00170_SI_001.PDF](https://doi.org/10.1021/ACSENERGYLETT.6B00170/SUPPL_FILE/NZ6B00170_SI_001.PDF).
- 104 P. C. Harikesh, *et al.*, Rb as an Alternative Cation for Templating Inorganic Lead-Free Perovskites for Solution Processed Photovoltaics, *Chem. Mater.*, 2016, 28(20), 7496–7504, DOI: [10.1021/ACS.CHEMMATER.6B03310/SUPPL_FILE/CM6B03310_SI_001.PDF](https://doi.org/10.1021/ACS.CHEMMATER.6B03310/SUPPL_FILE/CM6B03310_SI_001.PDF).
- 105 Z. Li, M. Yang, J. S. Park, S. H. Wei, J. J. Berry and K. Zhu, Stabilizing Perovskite Structures by Tuning Tolerance Factor: Formation of Formamidinium and Cesium Lead Iodide Solid-State Alloys, *Chem. Mater.*, 2016, 28(1), 284–292, DOI: [10.1021/ACS.CHEMMATER.5B04107/SUPPL_FILE/CM5B04107_SI_001.PDF](https://doi.org/10.1021/ACS.CHEMMATER.5B04107/SUPPL_FILE/CM5B04107_SI_001.PDF).
- 106 A. Walsh, Principles of chemical bonding and band gap engineering in hybrid organic-inorganic halide perovskites, *J. Phys. Chem. C*, 2015, 119(11), 5755–5760, DOI: [10.1021/JP512420B/ASSET/IMAGES/LARGE/JP-2014-12420B_0002.JPEG](https://doi.org/10.1021/JP512420B/ASSET/IMAGES/LARGE/JP-2014-12420B_0002.JPEG).
- 107 H. Min, *et al.*, Perovskite solar cells with atomically coherent interlayers on SnO₂ electrodes, *Nature*, 2021, 598(7881), 444–450, DOI: [10.1038/s41586-021-03964-8](https://doi.org/10.1038/s41586-021-03964-8).
- 108 F. Giustino and H. J. Snaith, Toward Lead-Free Perovskite Solar Cells, *ACS Energy Lett.*, 2016, 1(6), 1233–1240, DOI: [10.1021/ACSENERGYLETT.6B00499/ASSET/IMAGES/LARGE/NZ-2016-00499F_0004.JPEG](https://doi.org/10.1021/ACSENERGYLETT.6B00499/ASSET/IMAGES/LARGE/NZ-2016-00499F_0004.JPEG).
- 109 F. Hao, C. C. Stoumpos, R. P. H. Chang and M. G. Kanatzidis, Anomalous band gap behavior in mixed Sn and Pb perovskites enables broadening of absorption spectrum in solar cells, *J. Am. Chem. Soc.*, 2014, 136(22), 8094–8099, DOI: [10.1021/JA5033259/SUPPL_FILE/JA5033259_SI_001.PDF](https://doi.org/10.1021/JA5033259/SUPPL_FILE/JA5033259_SI_001.PDF).
- 110 C. C. Stoumpos, C. D. Malliakas and M. G. Kanatzidis, Semiconducting tin and lead iodide perovskites with organic cations: Phase transitions, high mobilities, and near-infrared photoluminescent properties, *Inorg. Chem.*, 2013, 52(15), 9019–9038, DOI: [10.1021/IC401215X/SUPPL_FILE/IC401215X_SI_004.CIF](https://doi.org/10.1021/IC401215X/SUPPL_FILE/IC401215X_SI_004.CIF).
- 111 F. Zuo, S. T. Williams, P. W. Liang, C. C. Chueh, C. Y. Liao and A. K. Y. Jen, Binary-Metal Perovskites Toward High-Performance Planar-Heterojunction Hybrid Solar Cells, *Adv. Mater.*, 2014, 26(37), 6454–6460, DOI: [10.1002/ADMA.201401641](https://doi.org/10.1002/ADMA.201401641).
- 112 W. Liao, *et al.*, Fabrication of Efficient Low-Bandgap Perovskite Solar Cells by Combining Formamidinium Tin Iodide with Methylammonium Lead Iodide, *J. Am. Chem. Soc.*, 2016, 138(38), 12360–12363, DOI: [10.1021/JACS.6B08337/SUPPL_FILE/JA6B08337_SI_001.PDF](https://doi.org/10.1021/JACS.6B08337/SUPPL_FILE/JA6B08337_SI_001.PDF).
- 113 N. K. Noel, *et al.*, Lead-free organic-inorganic tin halide perovskites for photovoltaic applications, *Energy Environ. Sci.*, 2014, 7(9), 3061–3068, DOI: [10.1039/C4EE01076K](https://doi.org/10.1039/C4EE01076K).
- 114 A. Walsh and G. W. Watson, Influence of the Anion on Lone Pair Formation in Sn(II) Monochalcogenides: A DFT Study, *J. Phys. Chem. B*, 2005, 109(40), 18868–18875, DOI: [10.1021/JP051822R](https://doi.org/10.1021/JP051822R).
- 115 D. B. Straus and R. J. Cava, Tuning the Band Gap in the Halide Perovskite CsPbBr₃ through Sr Substitution, *ACS Appl. Mater. Interfaces*, 2022, 14(30), 34884–34890, DOI: [10.1021/ACSAMI.2C09275/SUPPL_FILE/AM2C09275_SI_001.PDF](https://doi.org/10.1021/ACSAMI.2C09275/SUPPL_FILE/AM2C09275_SI_001.PDF).
- 116 J. Zhang, *et al.*, N-Type Doping and Energy States Tuning in CH₃NH₃Pb_{1-x}Sb_{2x/3}I₃ Perovskite Solar Cells, *ACS Energy Lett.*, 2016, 1(3), 535–541, DOI: [10.1021/ACSENERGYLETT.6B00241/SUPPL_FILE/NZ6B00241_SI_001.PDF](https://doi.org/10.1021/ACSENERGYLETT.6B00241/SUPPL_FILE/NZ6B00241_SI_001.PDF).
- 117 A. Walsh, Principles of chemical bonding and band gap engineering in hybrid organic-inorganic halide perovskites, *J. Phys. Chem. C*, 2015, 119(11), 5755–5760, DOI: [10.1021/JP512420B/ASSET/IMAGES/LARGE/JP-2014-12420B_0002.JPEG](https://doi.org/10.1021/JP512420B/ASSET/IMAGES/LARGE/JP-2014-12420B_0002.JPEG).
- 118 Y. Liu, *et al.*, Bandgap-tunable double-perovskite thin films by solution processing, *Mater. Today*, 2019, 28, 25–30, DOI: [10.1016/j.mattod.2019.04.023](https://doi.org/10.1016/j.mattod.2019.04.023).
- 119 D. M. Jang, *et al.*, Reversible Halide Exchange Reaction of Organometal Trihalide Perovskite Colloidal Nanocrystals for Full-Range Band Gap Tuning, *Nano Lett.*, 2015, 15(8), 5191–5199, DOI: [10.1021/ACS.NANOLETT.5B01430/SUPPL_FILE/NL5B01430_SI_002.AVI](https://doi.org/10.1021/ACS.NANOLETT.5B01430/SUPPL_FILE/NL5B01430_SI_002.AVI).
- 120 S. A. Kulkarni, T. Baikie, P. P. Boix, N. Yantara, N. Mathews and S. Mhaisalkar, Band-gap tuning of lead halide perovskites using a sequential deposition process, *J. Mater. Chem. A*, 2014, 2(24), 9221–9225, DOI: [10.1039/C4TA00435C](https://doi.org/10.1039/C4TA00435C).
- 121 G. E. Eperon, S. D. Stranks, C. Menelaou, M. B. Johnston, L. M. Herz and H. J. Snaith, Formamidinium lead trihalide: a broadly tunable perovskite for efficient planar heterojunction solar cells, *Energy Environ. Sci.*, 2014, 7(3), 982–988, DOI: [10.1039/C3EE43822H](https://doi.org/10.1039/C3EE43822H).
- 122 M. J. Wu, C. C. Kuo, L. S. Jhuang, P. H. Chen, Y. F. Lai and F. C. Chen, Bandgap Engineering Enhances the Performance of Mixed-Cation Perovskite Materials for Indoor Photovoltaic Applications, *Adv. Energy Mater.*, 2019, 9(37), 1901863, DOI: [10.1002/AENM.201901863](https://doi.org/10.1002/AENM.201901863).
- 123 F. Hao, C. C. Stoumpos, D. H. Cao, R. P. H. Chang and M. G. Kanatzidis, Lead-free solid-state organic-inorganic halide perovskite solar cells, *Nat. Photonics*, 2014, 8(6), 489–494, DOI: [10.1038/nphoton.2014.82](https://doi.org/10.1038/nphoton.2014.82).
- 124 J. Ma, *et al.*, Unraveling the impact of halide mixing on crystallization and phase evolution in CsPbX₃ perovskite solar cells, *Matter*, 2021, 4(1), 313–327, DOI: [10.1016/j.matt.2020.10.023](https://doi.org/10.1016/j.matt.2020.10.023).
- 125 Q. Ye, *et al.*, Constructing a Surface Multi-cationic Heterojunction for CsPb_{1.5}Br_{1.5} Perovskite Solar Cells with Efficiency beyond 14%, *J. Phys. Chem. Lett.*, 2023, 14(5), 1140–1147, DOI: [10.1021/ACS.JPCLETT.2C03876/SUPPL_FILE/JZ2C03876_SI_001.PDF](https://doi.org/10.1021/ACS.JPCLETT.2C03876/SUPPL_FILE/JZ2C03876_SI_001.PDF).
- 126 H. Wang, M. Yang, W. Cai and Z. Zang, Suppressing Phase Segregation in CsPbI₂Br₂ Films via Anchoring Halide Ions



- toward Underwater Solar Cells, *Nano Lett.*, 2023, 23(10), 4479–4486, DOI: [10.1021/ACS.NANOLETT.3C00815/SUPPL_FILE/NL3C00815_SI_004.MP4](https://doi.org/10.1021/ACS.NANOLETT.3C00815/SUPPL_FILE/NL3C00815_SI_004.MP4).
- 127 M. Heydarian, *et al.*, Monolithic Two-Terminal Perovskite/Perovskite/Silicon Triple-Junction Solar Cells with Open Circuit Voltage >2.8 V, *ACS Energy Lett.*, 2023, 8(10), 4186–4192, DOI: [10.1021/ACSENERGYLETT.3C01391/ASSET/IMAGES/LARGE/NZ3C01391_0005.JPEG](https://doi.org/10.1021/ACSENERGYLETT.3C01391/ASSET/IMAGES/LARGE/NZ3C01391_0005.JPEG).
- 128 Z. Wang, *et al.*, Suppressed phase segregation for triple-junction perovskite solar cells, *Nature*, 2023, 618(7963), 74–79, DOI: [10.1038/s41586-023-06006-7](https://doi.org/10.1038/s41586-023-06006-7).
- 129 F. H. Isikgor, *et al.*, Monolithic Perovskite-Perovskite-Organic Triple-Junction Solar Cells with a Voltage Output Exceeding 3 v, *ACS Energy Lett.*, 2022, 7(12), 4469–4471, DOI: [10.1021/ACSENERGYLETT.2C02340/SUPPL_FILE/NZ2C02340_SI_001.PDF](https://doi.org/10.1021/ACSENERGYLETT.2C02340/SUPPL_FILE/NZ2C02340_SI_001.PDF).
- 130 X. Lü, W. Yang, Q. Jia and H. Xu, Pressure-induced dramatic changes in organic–inorganic halide perovskites, *Chem. Sci.*, 2017, 8(10), 6764–6776, DOI: [10.1039/C7SC01845B](https://doi.org/10.1039/C7SC01845B).
- 131 Z. Hu, Z. Lin, J. Su, J. Zhang, J. Chang and Y. Hao, A Review on Energy Band-Gap Engineering for Perovskite Photovoltaics, *Sol. RRL*, 2019, 3(12), 1900304, DOI: [10.1002/SOLR.201900304](https://doi.org/10.1002/SOLR.201900304).
- 132 P. Postorino and L. Malavasi, Pressure-Induced Effects in Organic-Inorganic Hybrid Perovskites, *J. Phys. Chem. Lett.*, 2017, 8(12), 2613–2622, DOI: [10.1021/ACS.JPCLETT.7B00347/ASSET/IMAGES/MEDIUM/JZ-2017-00347B_0012.GIF](https://doi.org/10.1021/ACS.JPCLETT.7B00347/ASSET/IMAGES/MEDIUM/JZ-2017-00347B_0012.GIF).
- 133 M. Szafranski and A. Katrusiak, Photovoltaic Hybrid Perovskites under Pressure, *J. Phys. Chem. Lett.*, 2017, 8(11), 2496–2506, DOI: [10.1021/ACS.JPCLETT.7B00520/ASSET/IMAGES/LARGE/JZ-2017-005203_0013.JPEG](https://doi.org/10.1021/ACS.JPCLETT.7B00520/ASSET/IMAGES/LARGE/JZ-2017-005203_0013.JPEG).
- 134 M. Coduri, *et al.*, Origin of pressure-induced band gap tuning in tin halide perovskites, *Mater. Adv.*, 2020, 1(8), 2840–2845, DOI: [10.1039/D0MA00731E](https://doi.org/10.1039/D0MA00731E).
- 135 Y. Wang, *et al.*, Pressure-Induced Phase Transformation, Reversible Amorphization, and Anomalous Visible Light Response in Organolead Bromide Perovskite, *J. Am. Chem. Soc.*, 2015, 137(34), 11144–11149, DOI: [10.1021/JACS.5B06346/SUPPL_FILE/JA5B06346_SI_001.PDF](https://doi.org/10.1021/JACS.5B06346/SUPPL_FILE/JA5B06346_SI_001.PDF).
- 136 L. Zhang, Q. Zeng and K. Wang, Pressure-Induced Structural and Optical Properties of Inorganic Halide Perovskite CsPbBr₃, *J. Phys. Chem. Lett.*, 2017, 8(16), 3752–3758, DOI: [10.1021/ACS.JPCLETT.7B01577/SUPPL_FILE/JZ7B01577_SI_001.PDF](https://doi.org/10.1021/ACS.JPCLETT.7B01577/SUPPL_FILE/JZ7B01577_SI_001.PDF).
- 137 M. R. Molla, M. Saiduzzaman, T. I. Asif, W. A. Dujana and K. M. Hossain, Electronic phase transition from semiconducting to metallic in cubic halide CsYbCl₃ perovskite under hydrostatic pressure, *Phys. B*, 2022, 630, 413650, DOI: [10.1016/J.PHYSB.2021.413650](https://doi.org/10.1016/J.PHYSB.2021.413650).
- 138 M. A. Haq, M. Saiduzzaman, T. I. Asif, I. K. Shuvo and K. M. Hossain, Ultra-violet to visible band gap engineering of cubic halide KCaCl₃ perovskite under pressure for optoelectronic applications: insights from DFT, *RSC Adv.*, 2021, 11(58), 36367–36378, DOI: [10.1039/D1RA06430D](https://doi.org/10.1039/D1RA06430D).
- 139 T. Wang, *et al.*, Indirect to direct bandgap transition in methylammonium lead halide perovskite, *Energy Environ. Sci.*, 2017, 10(2), 509–515, DOI: [10.1039/C6EE03474H](https://doi.org/10.1039/C6EE03474H).
- 140 Z. Hu, Z. Lin, J. Su, J. Zhang, J. Chang and Y. Hao, A Review on Energy Band-Gap Engineering for Perovskite Photovoltaics, *Sol. RRL*, 2019, 3(12), 1900304, DOI: [10.1002/SOLR.201900304](https://doi.org/10.1002/SOLR.201900304).
- 141 L. Zhang, C. Liu, L. Wang, C. Liu, K. Wang and B. Zou, Pressure-Induced Emission Enhancement, Band-Gap Narrowing, and Metallization of Halide Perovskite Cs₃Bi₂I₉, *Angew. Chem., Int. Ed.*, 2018, 57(35), 11213–11217, DOI: [10.1002/ANIE.201804310](https://doi.org/10.1002/ANIE.201804310).
- 142 X. Lü, W. Yang, Q. Jia and H. Xu, Pressure-induced dramatic changes in organic–inorganic halide perovskites, *Chem. Sci.*, 2017, 8(10), 6764–6776, DOI: [10.1039/C7SC01845B](https://doi.org/10.1039/C7SC01845B).
- 143 Q. Li, *et al.*, High-Pressure Band-Gap Engineering in Lead-Free Cs₂AgBiBr₆ Double Perovskite, *Angew. Chem., Int. Ed.*, 2017, 56(50), 15969–15973, DOI: [10.1002/ANIE.201708684](https://doi.org/10.1002/ANIE.201708684).
- 144 H. Zhu, *et al.*, Pressure-Induced Phase Transformation and Band-Gap Engineering of Formamidinium Lead Iodide Perovskite Nanocrystals, *J. Phys. Chem. Lett.*, 2018, 9(15), 4199–4205, DOI: [10.1021/ACS.JPCLETT.8B01852/SUPPL_FILE/JZ8B01852_SI_001.PDF](https://doi.org/10.1021/ACS.JPCLETT.8B01852/SUPPL_FILE/JZ8B01852_SI_001.PDF).
- 145 X. Lü, W. Yang, Q. Jia and H. Xu, Pressure-induced dramatic changes in organic–inorganic halide perovskites, *Chem. Sci.*, 2017, 8(10), 6764–6776, DOI: [10.1039/C7SC01845B](https://doi.org/10.1039/C7SC01845B).
- 146 G. Liu, *et al.*, Pressure-Induced Bandgap Optimization in Lead-Based Perovskites with Prolonged Carrier Lifetime and Ambient Retainability, *Adv. Funct. Mater.*, 2017, 27(3), 1604208, DOI: [10.1002/ADFM.201604208](https://doi.org/10.1002/ADFM.201604208).
- 147 A. Jaffe, Y. Lin, C. M. Beavers, J. Voss, W. L. Mao and H. I. Karunadasa, High-pressure single-crystal structures of 3D lead-halide hybrid perovskites and pressure effects on their electronic and optical properties, *ACS Cent. Sci.*, 2016, 2(4), 201–209, DOI: [10.1021/ACSCENTSCI.6B00055/SUPPL_FILE/OC6B00055_SI_006.CIF](https://doi.org/10.1021/ACSCENTSCI.6B00055/SUPPL_FILE/OC6B00055_SI_006.CIF).
- 148 L. Wang, K. Wang and B. Zou, Pressure-Induced Structural and Optical Properties of Organometal Halide Perovskite-Based Formamidinium Lead Bromide, *J. Phys. Chem. Lett.*, 2016, 7(13), 2556–2562, DOI: [10.1021/ACS.JPCLETT.6B00999/SUPPL_FILE/JZ6B00999_SI_001.PDF](https://doi.org/10.1021/ACS.JPCLETT.6B00999/SUPPL_FILE/JZ6B00999_SI_001.PDF).
- 149 J. S. Manser, M. I. Saidaminov, J. A. Christians, O. M. Bakr and P. V. Kamat, Making and Breaking of Lead Halide Perovskites, *Acc. Chem. Res.*, 2016, 49(2), 330–338, DOI: [10.1021/ACS.ACCOUNTS.5B00455/ASSET/IMAGES/LARGE/AR-2015-004557_0007.JPEG](https://doi.org/10.1021/ACS.ACCOUNTS.5B00455/ASSET/IMAGES/LARGE/AR-2015-004557_0007.JPEG).
- 150 Y. Tian, *et al.*, Enhanced Organo-Metal Halide Perovskite Photoluminescence from Nanosized Defect-Free Crystallites and Emitting Sites, *J. Phys. Chem. Lett.*, 2015, 6(20), 4171–4177, DOI: [10.1021/ACS.JPCLETT.5B02033/SUPPL_FILE/JZ5B02033_SI_003.AVI](https://doi.org/10.1021/ACS.JPCLETT.5B02033/SUPPL_FILE/JZ5B02033_SI_003.AVI).
- 151 Y. Nagaoka, K. Hills-Kimball, R. Tan, R. Li, Z. Wang and O. Chen, Nanocube Superlattices of Cesium Lead Bromide Perovskites and Pressure-Induced Phase



- Transformations at Atomic and Mesoscale Levels, *Adv. Mater.*, 2017, **29**(18), 1606666, DOI: [10.1002/ADMA.201606666](https://doi.org/10.1002/ADMA.201606666).
- 152 S. B. Desai, *et al.*, Strain-induced indirect to direct bandgap transition in multilayer WSe₂, *Nano Lett.*, 2014, **14**(8), 4592–4597, DOI: [10.1021/NL501638A/SUPPL_FILE/NL501638A_SI_001.PDF](https://doi.org/10.1021/NL501638A/SUPPL_FILE/NL501638A_SI_001.PDF).
- 153 G. Murtaza and I. Ahmad, Shift of indirect to direct bandgap and optical response of LaAlO₃ under pressure, *J. Appl. Phys.*, 2012, **111**(12), 123116, DOI: [10.1063/1.4729264/147841](https://doi.org/10.1063/1.4729264/147841).
- 154 C. J. Lee, A. Mizel, U. Banin, M. L. Cohen and A. P. Alivisatos, Observation of pressure-induced direct-to-indirect band gap transition in InP nanocrystals, *J. Chem. Phys.*, 2000, **113**(5), 2016–2020, DOI: [10.1063/1.482008](https://doi.org/10.1063/1.482008).
- 155 M. Saiduzzaman, *et al.*, Band gap tuning of non-toxic Sr-based perovskites CsSrX₃ (X = Cl, Br) under pressure for improved optoelectronic applications, *Mater. Today Commun.*, 2023, **34**, 105188, DOI: [10.1016/J.MTCOMM.2022.105188](https://doi.org/10.1016/J.MTCOMM.2022.105188).
- 156 M. Saiduzzaman, K. M. Hossain, T. I. Asif, S. K. Mitro and S. Ahmad, Red shift of lead-free halide perovskite RbCaCl₃ under pressure for enhancing optoelectronic performance, *Phys. Scr.*, 2023, **98**(3), 035806, DOI: [10.1088/1402-4896/ACB671](https://doi.org/10.1088/1402-4896/ACB671).
- 157 A. Batool, M. A. Faridi, Q. Mahmood, B. Ul Haq, A. Laref and S. E. Awan, The pressure-induced indirect to direct bandgap transition and thermoelectric response in SrTiO₃: An ab-initio study, *J. Phys. Chem. Solids*, Dec. 2018, **123**, 70–75, DOI: [10.1016/J.JPCS.2018.07.008](https://doi.org/10.1016/J.JPCS.2018.07.008).
- 158 T. Wang, *et al.*, Indirect to direct bandgap transition in methylammonium lead halide perovskite, *Energy Environ. Sci.*, 2017, **10**(2), 509–515, DOI: [10.1039/C6EE03474H](https://doi.org/10.1039/C6EE03474H).
- 159 R. F. Kahwagi, S. T. Thornton, B. Smith and G. I. Koleilat, Dimensionality engineering of metal halide perovskites, *Front. Optoelectron.*, 2020, **13**(3), 196–224, DOI: [10.1007/S12200-020-1039-6/METRCS](https://doi.org/10.1007/S12200-020-1039-6/METRCS).
- 160 J. M. Hoffman, *et al.*, From 2D to 1D Electronic Dimensionality in Halide Perovskites with Stepped and Flat Layers Using Propylammonium as a Spacer, *J. Am. Chem. Soc.*, 2019, **141**(27), 10661–10676, DOI: [10.1021/JACS.9B02846/SUPPL_FILE/JA9B02846_SI_010.CIF](https://doi.org/10.1021/JACS.9B02846/SUPPL_FILE/JA9B02846_SI_010.CIF).
- 161 D. Li, Z. Xing, X. Meng, X. Hu, T. Hu and Y. Chen, Selection of Functional Spacer Cations for Efficient 2D/3D Perovskite Solar Cells, *CCS Chem.*, 2023, **5**(4), 71–801, DOI: [10.31635/CCSCHEM.023.202202409](https://doi.org/10.31635/CCSCHEM.023.202202409).
- 162 C. Katan, N. Mercier and J. Even, Quantum and Dielectric Confinement Effects in Lower-Dimensional Hybrid Perovskite Semiconductors, *Chem. Rev.*, 2019, **119**(5), 3140–3192, DOI: [10.1021/ACS.CHEMREV.8B00417/ASSET/IMAGES/MEDIUM/CR-2018-00417Q_0053.GIF](https://doi.org/10.1021/ACS.CHEMREV.8B00417/ASSET/IMAGES/MEDIUM/CR-2018-00417Q_0053.GIF).
- 163 S. Peng, J. Ma, P. Li, S. Zang, Y. Zhang and Y. Song, Regulation of Quantum Wells Width Distribution in 2D Perovskite Films for Photovoltaic Application, *Adv. Funct. Mater.*, 2022, **32**(43), 2205289, DOI: [10.1002/ADFM.202205289](https://doi.org/10.1002/ADFM.202205289).
- 164 L. Pedesseau, *et al.*, Advances and Promises of Layered Halide Hybrid Perovskite Semiconductors, *ACS Nano*, 2016, **10**(11), 9776–9786, DOI: [10.1021/ACS.NANO.6B05944/ASSET/IMAGES/MEDIUM/NN-2016-059449_0007.GIF](https://doi.org/10.1021/ACS.NANO.6B05944/ASSET/IMAGES/MEDIUM/NN-2016-059449_0007.GIF).
- 165 D. H. Cao, C. C. Stoumpos, O. K. Farha, J. T. Hupp and M. G. Kanatzidis, 2D Homologous Perovskites as Light-Absorbing Materials for Solar Cell Applications, *J. Am. Chem. Soc.*, 2015, **137**(24), 7843–7850, DOI: [10.1021/JACS.5B03796/SUPPL_FILE/JA5B03796_SI_001.PDF](https://doi.org/10.1021/JACS.5B03796/SUPPL_FILE/JA5B03796_SI_001.PDF).
- 166 Y. Jiang, *et al.*, Reduced-dimensional α -CsPbX₃ perovskites for efficient and stable photovoltaics, *Joule*, 2018, **2**(7), 1356–1368, DOI: [10.1016/j.joule.2018.05.004](https://doi.org/10.1016/j.joule.2018.05.004).
- 167 C. M. M. Soe, *et al.*, New Type of 2D Perovskites with Alternating Cations in the Interlayer Space, (C(NH₂)₃)(CH₃NH₃)_nPb_nI_{3n+1}: Structure, Properties, and Photovoltaic Performance, *J. Am. Chem. Soc.*, 2017, **139**(45), 16297–16309, DOI: [10.1021/JACS.7B09096/SUPPL_FILE/JA7B09096_SI_004.PDF](https://doi.org/10.1021/JACS.7B09096/SUPPL_FILE/JA7B09096_SI_004.PDF).
- 168 H. Kim, *et al.*, Proton-transfer-induced 3D/2D hybrid perovskites suppress ion migration and reduce luminance overshoot, *Nat. Commun.*, 2020, **11**(1), 1–13, DOI: [10.1038/s41467-020-17072-0](https://doi.org/10.1038/s41467-020-17072-0).
- 169 D. Thrithamarassery Gangadharan and D. Ma, Searching for stability at lower dimensions: current trends and future prospects of layered perovskite solar cells, *Energy Environ. Sci.*, 2019, **12**(10), 2860–2889, DOI: [10.1039/C9EE01591D](https://doi.org/10.1039/C9EE01591D).
- 170 K. Ma, *et al.*, Multifunctional Conjugated Ligand Engineering for Stable and Efficient Perovskite Solar Cells, *Adv. Mater.*, 2021, **33**(32), 2100791, DOI: [10.1002/ADMA.202100791](https://doi.org/10.1002/ADMA.202100791).
- 171 G. Yang, *et al.*, Stable and low-photovoltage-loss perovskite solar cells by multifunctional passivation, *Nat. Photonics*, 2021, **15**(9), 681–689, DOI: [10.1038/s41566-021-00829-4](https://doi.org/10.1038/s41566-021-00829-4).
- 172 J. Hu, *et al.*, Spontaneously Self-Assembly of a 2D/3D Heterostructure Enhances the Efficiency and Stability in Printed Perovskite Solar Cells, *Adv. Energy Mater.*, 2020, **10**(17), 2000173, DOI: [10.1002/AENM.202000173](https://doi.org/10.1002/AENM.202000173).
- 173 C. Zhang, *et al.*, Fabrication Strategy for Efficient 2D/3D Perovskite Solar Cells Enabled by Diffusion Passivation and Strain Compensation, *Adv. Energy Mater.*, 2020, **10**(43), 2002004, DOI: [10.1002/AENM.202002004](https://doi.org/10.1002/AENM.202002004).
- 174 X. Chen, *et al.*, Tailoring the Dimensionality of Hybrid Perovskites in Mesoporous Carbon Electrodes for Type-II Band Alignment and Enhanced Performance of Printable Hole-Conductor-Free Perovskite Solar Cells, *Adv. Energy Mater.*, 2021, **11**(18), 2100292, DOI: [10.1002/AENM.202100292](https://doi.org/10.1002/AENM.202100292).
- 175 M. Li, *et al.*, Low threshold and efficient multiple exciton generation in halide perovskite nanocrystals, *Nat. Commun.*, 2018, **9**(1), 1–7, DOI: [10.1038/s41467-018-06596-1](https://doi.org/10.1038/s41467-018-06596-1).
- 176 F. Zhang, *et al.*, Brightly luminescent and color-tunable colloidal CH₃NH₃PbX₃ (X = Br, I, Cl) quantum dots: Potential alternatives for display technology, *ACS Nano*,



- 2015, 9(4), 4533–4542, DOI: [10.1021/ACSNANO.5B01154](https://doi.org/10.1021/ACSNANO.5B01154)/
[SUPPL_FILE/NN5B01154_SI_001.PDF](#).
- 177 H. Huang, *et al.*, Control of Emission Color of High Quantum Yield CH₃NH₃PbBr₃ Perovskite Quantum Dots by Precipitation Temperature, *Adv. Sci.*, 2015, 2(9), 1500194, DOI: [10.1002/ADVS.201500194](https://doi.org/10.1002/ADVS.201500194).
- 178 M. C. Brennan, *et al.*, Origin of the Size-Dependent Stokes Shift in CsPbBr₃ Perovskite Nanocrystals, *J. Am. Chem. Soc.*, 2017, 139(35), 12201–12208, DOI: [10.1021/JACS.7B05683](https://doi.org/10.1021/JACS.7B05683)/
[SUPPL_FILE/JA7B05683_SI_001.PDF](#).
- 179 P. Vashishtha, *et al.*, Shape-, Size-, and Composition-Controlled Thallium Lead Halide Perovskite Nanowires and Nanocrystals with Tunable Band Gaps, *Chem. Mater.*, 2018, 30(9), 2973–2982, DOI: [10.1021/ACS.CHEMMATER.8B00421](https://doi.org/10.1021/ACS.CHEMMATER.8B00421)/
[SUPPL_FILE/CM8B00421_SI_001.PDF](#).
- 180 E. Shi, Y. Gao, B. P. Finkenauer, A. Akriti, A. H. Coffey and L. Dou, Two-dimensional halide perovskite nanomaterials and heterostructures, *Chem. Soc. Rev.*, 2018, 47(16), 6046–6072, DOI: [10.1039/C7CS00886D](https://doi.org/10.1039/C7CS00886D).
- 181 C. Huo, B. Cai, Z. Yuan, B. Ma and H. Zeng, Two-Dimensional Metal Halide Perovskites: Theory, Synthesis, and Optoelectronics, *Small Methods*, 2017, 1(3), 1600018, DOI: [10.1002/SMTD.201600018](https://doi.org/10.1002/SMTD.201600018).
- 182 X. Qi, *et al.*, Photonics and Optoelectronics of 2D Metal-Halide Perovskites, *Small*, 2018, 14(31), 1800682, DOI: [10.1002/SMLL.201800682](https://doi.org/10.1002/SMLL.201800682).
- 183 L. Dou, *et al.*, Atomically thin two-dimensional Organic-inorganic hybrid perovskites, *Science*, 2015, 349(6255), 1518–1521, DOI: [10.1126/SCIENCE.AAC7660](https://doi.org/10.1126/SCIENCE.AAC7660)/
[SUPPL_FILE/AAC7660-DOU.SM.PDF](#).
- 184 J. C. Blancon, *et al.*, Extremely efficient internal exciton dissociation through edge states in layered 2D perovskites, *Science*, 2017, 355(6331), 1288–1292, DOI: [10.1126/SCIENCE.AAL4211](https://doi.org/10.1126/SCIENCE.AAL4211)/
[SUPPL_FILE/AAL4211.SM.PDF](#).
- 185 M. Yuan, *et al.*, Perovskite energy funnels for efficient light-emitting diodes, *Nat. Nanotechnol.*, 2016, 11(10), 872–877, DOI: [10.1038/nnano.2016.110](https://doi.org/10.1038/nnano.2016.110).
- 186 N. Wang, *et al.*, Perovskite light-emitting diodes based on solution-processed self-organized multiple quantum wells, *Nat. Photonics*, 2016, 10(11), 699–704, DOI: [10.1038/nphoton.2016.185](https://doi.org/10.1038/nphoton.2016.185).
- 187 K. Leng, *et al.*, Molecularly thin two-dimensional hybrid perovskites with tunable optoelectronic properties due to reversible surface relaxation, *Nat. Mater.*, 2018, 17(10), 908–914, DOI: [10.1038/s41563-018-0164-8](https://doi.org/10.1038/s41563-018-0164-8).
- 188 H. Jiao, *et al.*, Perovskite grain wrapping by converting interfaces and grain boundaries into robust and water-insoluble low-dimensional perovskites, *Sci. Adv.*, 2022, 8(48), 4524, DOI: [10.1126/SCIADV.ABQ4524](https://doi.org/10.1126/SCIADV.ABQ4524)/
[SUPPL_FILE/SCIADV.ABQ4524_DATA_S1.ZIP](#).
- 189 B. Zhao, *et al.*, Design and Synthesis of Fluorinated Quantum Dots for Efficient and Stable 0D/3D Perovskite Solar Cells, *Adv. Funct. Mater.*, 2023, 33(44), 2304161, DOI: [10.1002/ADFM.202304161](https://doi.org/10.1002/ADFM.202304161).
- 190 H. Liu, *et al.*, A 0D Additive for Flexible All-Inorganic Perovskite Solar Cells to Go Beyond 60 000 Flexible Cycles, *Adv. Mater.*, 2023, 35(28), 2300302, DOI: [10.1002/ADMA.202300302](https://doi.org/10.1002/ADMA.202300302).
- 191 X. Lü, W. Yang, Q. Jia and H. Xu, Pressure-induced dramatic changes in organic-inorganic halide perovskites, *Chem. Sci.*, 2017, 8(10), 6764–6776, DOI: [10.1039/C7SC01845B](https://doi.org/10.1039/C7SC01845B).
- 192 L. Zhang, Q. Zeng and K. Wang, Pressure-Induced Structural and Optical Properties of Inorganic Halide Perovskite CsPbBr₃, *J. Phys. Chem. Lett.*, 2017, 8(16), 3752–3758, DOI: [10.1021/ACS.JPCLETT.7B01577](https://doi.org/10.1021/ACS.JPCLETT.7B01577)/
[SUPPL_FILE/JZ7B01577_SI_001.PDF](#).
- 193 I. C. Smith, E. T. Hoke, D. Solis-Ibarra, M. D. McGehee and H. I. Karunadasa, A Layered Hybrid Perovskite Solar-Cell Absorber with Enhanced Moisture Stability, *Angew. Chem., Int. Ed.*, 2014, 53(42), 11232–11235, DOI: [10.1002/ANIE.201406466](https://doi.org/10.1002/ANIE.201406466).
- 194 D. H. Cao, C. C. Stoumpos, O. K. Farha, J. T. Hupp and M. G. Kanatzidis, 2D Homologous Perovskites as Light-Absorbing Materials for Solar Cell Applications, *J. Am. Chem. Soc.*, 2015, 137(24), 7843–7850, DOI: [10.1021/JACS.5B03796](https://doi.org/10.1021/JACS.5B03796)/
[SUPPL_FILE/JA5B03796_SI_001.PDF](#).
- 195 J. Huang, P. Xu, J. Liu and X. Z. You, Sequential Introduction of Cations Deriving Large-Grain CsxFA_{1-x}PbI₃ Thin Film for Planar Hybrid Solar Cells: Insight into Phase-Segregation and Thermal-Healing Behavior, *Small*, 2017, 13(10), 1603225, DOI: [10.1002/SMLL.201603225](https://doi.org/10.1002/SMLL.201603225).
- 196 Z. Yang, *et al.*, Stabilized Wide Bandgap Perovskite Solar Cells by Tin Substitution, *Nano Lett.*, 2016, 16(12), 7739–7747, DOI: [10.1021/ACS.NANO.6B03857](https://doi.org/10.1021/ACS.NANO.6B03857)/
[SUPPL_FILE/NL6B03857_SI_001.PDF](#).
- 197 D. Di Girolamo, *et al.*, Ion Migration-Induced Amorphization and Phase Segregation as a Degradation Mechanism in Planar Perovskite Solar Cells, *Adv. Energy Mater.*, 2020, 10(25), 2000310, DOI: [10.1002/AENM.202000310](https://doi.org/10.1002/AENM.202000310).
- 198 K. A. Bush, *et al.*, Compositional Engineering for Efficient Wide Band Gap Perovskites with Improved Stability to Photoinduced Phase Segregation, *ACS Energy Lett.*, 2018, 3(2), 428–435, DOI: [10.1021/ACSENERGYLETT.7B01255](https://doi.org/10.1021/ACSENERGYLETT.7B01255)/
[SUPPL_FILE/NZ7B01255_SI_001.PDF](#).
- 199 N. J. Jeon, *et al.*, Compositional engineering of perovskite materials for high-performance solar cells, *Nature*, 2015, 517(7535), 476–480, DOI: [10.1038/nature14133](https://doi.org/10.1038/nature14133).
- 200 J. Zhang, *et al.*, Low-Dimensional Halide Perovskites and Their Advanced Optoelectronic Applications, *Nano-Micro Lett.*, 2017, 9(3), 1–26, DOI: [10.1007/S40820-017-0137-5](https://doi.org/10.1007/S40820-017-0137-5).
- 201 L. Chao, Z. Wang, Y. Xia, Y. Chen and W. Huang, Recent progress on low dimensional perovskite solar cells, *J. Energy Chem.*, 2018, 27(4), 1091–1100, DOI: [10.1016/J.JECHEM.2017.10.013](https://doi.org/10.1016/J.JECHEM.2017.10.013).
- 202 I. Levchuk, *et al.*, Brightly Luminescent and Color-Tunable Formamidinium Lead Halide Perovskite FAPbX₃ (X = Cl, Br, I) Colloidal Nanocrystals, *Nano Lett.*, 2017, 17(5), 2765–2770, DOI: [10.1021/ACS.NANO.6B04781](https://doi.org/10.1021/ACS.NANO.6B04781)/
[SUPPL_FILE/NL6B04781_SI_002.MOV](#).



- 203 F. Zhao, *et al.*, Highly flexible organometal halide perovskite quantum dot based light-emitting diodes on a silver nanowire–polymer composite electrode, *J. Mater. Chem. C*, 2017, 5(3), 531–538, DOI: [10.1039/C6TC04934F](https://doi.org/10.1039/C6TC04934F).
- 204 L. Protesescu, *et al.*, Nanocrystals of Cesium Lead Halide Perovskites (CsPbX₃, X = Cl, Br, and I): Novel Optoelectronic Materials Showing Bright Emission with Wide Color Gamut, *Nano Lett.*, 2015, 15(6), 3692–3696, DOI: [10.1021/NL5048779/SUPPL_FILE/NL5048779_SI_001.PDF](https://doi.org/10.1021/NL5048779/SUPPL_FILE/NL5048779_SI_001.PDF).
- 205 Z. Hu, Z. Lin, J. Su, J. Zhang, J. Chang and Y. Hao, A Review on Energy Band-Gap Engineering for Perovskite Photovoltaics, *Sol. RRL*, 2019, 3(12), 1900304, DOI: [10.1002/SOLR.201900304](https://doi.org/10.1002/SOLR.201900304).
- 206 H. Zhu, *et al.*, Pressure-Induced Phase Transformation and Band-Gap Engineering of Formamidinium Lead Iodide Perovskite Nanocrystals, *J. Phys. Chem. Lett.*, 2018, 9(15), 4199–4205, DOI: [10.1021/ACS.JPCLETT.8B01852/SUPPL_FILE/JZ8B01852_SI_001.PDF](https://doi.org/10.1021/ACS.JPCLETT.8B01852/SUPPL_FILE/JZ8B01852_SI_001.PDF).
- 207 P. Roy, N. Kumar Sinha, S. Tiwari and A. Khare, A review on perovskite solar cells: Evolution of architecture, fabrication techniques, commercialization issues and status, *Sol. Energy*, 2020, 198, 665–688, DOI: [10.1016/J.SOLENER.2020.01.080](https://doi.org/10.1016/J.SOLENER.2020.01.080).
- 208 Z. Li, *et al.*, Scalable fabrication of perovskite solar cells, *Nat. Rev. Mater.*, 2018, 3(4), 1–20, DOI: [10.1038/natrevmats.2018.17](https://doi.org/10.1038/natrevmats.2018.17).
- 209 J. Prakash, *et al.*, Progress in tailoring perovskite based solar cells through compositional engineering: Materials properties, photovoltaic performance and critical issues, *Mater. Today Energy*, 2018, 9, 440–486, DOI: [10.1016/J.MTENER.2018.07.003](https://doi.org/10.1016/J.MTENER.2018.07.003).
- 210 S. Bhattarai, *et al.*, A detailed review of perovskite solar cells: Introduction, working principle, modelling, fabrication techniques, future challenges, *Micro Nanostruct.*, 2022, 172, 207450, DOI: [10.1016/J.MICRMA.2022.207450](https://doi.org/10.1016/J.MICRMA.2022.207450).
- 211 M. S. Jamal, *et al.*, Fabrication techniques and morphological analysis of perovskite absorber layer for high-efficiency perovskite solar cell: A review, *Renewable Sustainable Energy Rev.*, 2018, 98, 469–488, DOI: [10.1016/J.RSER.2018.09.016](https://doi.org/10.1016/J.RSER.2018.09.016).
- 212 B. G. Krishna, G. S. Rathore, N. Shukla and S. Tiwari, Perovskite solar cells: A review of architecture, processing methods, and future prospects, *Hybrid Perovskite Compos. Mater.*, 2021, 375–412, DOI: [10.1016/B978-0-12-819977-0.00018-4](https://doi.org/10.1016/B978-0-12-819977-0.00018-4).
- 213 A. Dubey, *et al.*, A strategic review on processing routes towards highly efficient perovskite solar cells, *J. Mater. Chem. A*, 2018, 6(6), 2406–2431, DOI: [10.1039/C7TA08277K](https://doi.org/10.1039/C7TA08277K).
- 214 J. Liu, *et al.*, Improved Crystallization of Perovskite Films by Optimized Solvent Annealing for High Efficiency Solar Cell, *ACS Appl. Mater. Interfaces*, 2015, 7(43), 24008–24015, DOI: [10.1021/ACSAMI.5B06780/SUPPL_FILE/AM5B06780_SI_001.PDF](https://doi.org/10.1021/ACSAMI.5B06780/SUPPL_FILE/AM5B06780_SI_001.PDF).
- 215 M. Kim, *et al.*, High-Temperature-Short-Time Annealing Process for High-Performance Large-Area Perovskite Solar Cells, *ACS Nano*, 2017, 11(6), 6057–6064, DOI: [10.1021/ACSNANO.7B02015/SUPPL_FILE/NN7B02015_SI_001.PDF](https://doi.org/10.1021/ACSNANO.7B02015/SUPPL_FILE/NN7B02015_SI_001.PDF).
- 216 A. Dualeh, N. Tétreault, T. Moehl, P. Gao, M. K. Nazeeruddin and M. Grätzel, Effect of Annealing Temperature on Film Morphology of Organic–Inorganic Hybrid Perovskite Solid-State Solar Cells, *Adv. Funct. Mater.*, 2014, 24(21), 3250–3258, DOI: [10.1002/ADFM.201304022](https://doi.org/10.1002/ADFM.201304022).
- 217 J. J. van Franeker, K. H. Hendriks, B. J. Bruijnaers, M. W. G. M. Verhoeven, M. M. Wienk and R. A. J. Janssen, Monitoring Thermal Annealing of Perovskite Solar Cells with In Situ Photoluminescence, *Adv. Energy Mater.*, 2017, 7(7), 1601822, DOI: [10.1002/AENM.201601822](https://doi.org/10.1002/AENM.201601822).
- 218 M. H. Miah, *et al.*, Understanding the Degradation Factors, Mechanism and Initiatives for Highly Efficient Perovskite Solar Cells, *ChemNanoMat*, 2023, 9(3), e202200471, DOI: [10.1002/CNMA.202200471](https://doi.org/10.1002/CNMA.202200471).
- 219 R. Singh, S. Ghosh, A. S. Subbiah, N. Mahuli and S. K. Sarkar, ALD Al₂O₃ on hybrid perovskite solar cells: Unveiling the growth mechanism and long-term stability, *Sol. Energy Mater. Sol. Cells*, 2020, 205, 110289, DOI: [10.1016/J.SOLMAT.2019.110289](https://doi.org/10.1016/J.SOLMAT.2019.110289).

