

Spiers Memorial Lecture: Astrochemistry at high resolution

Cecilia Ceccarelli 

Received 22nd May 2023, Accepted 25th May 2023

DOI: 10.1039/d3fd00106g

Astrochemistry is the science that studies the chemistry in the Universe, namely the combination of two fields: astronomy and chemistry. It started about fifty years ago and it has progressed in leaps and bounds, often triggered by the advent of new telescopes. From the collection of new interstellar molecule detections, astrochemistry has evolved more and more in the quest to understand how they are formed and thrive in the harsh conditions of the interstellar medium. Collaboration between astronomers and chemists has never been more necessary than today, when new powerful astronomical facilities provide us with ever sharper images of the regions where interstellar molecules are present. This review focuses on the special case of interstellar complex organic molecules (iCOMs), one the most debated astrochemical fields and where the astronomers–chemists collaboration and synergy is indispensable. The review will go through the various phases of the formation of planetary system similar to the solar system, providing the most recent observational picture at each step. The current scenarios of the iCOMs formation will be laid down and the critical chemical processes and quantities involved in each of them will be discussed. The major goal of this review is not only to present the progress but, more importantly, to highlight the many areas of uncertainty. A few specific cases will be discussed to give practical examples of why the huge challenge that represents the formation of iCOMs can only be won if chemists and astronomers work together.

1 Introduction

Why do we need a *Faraday Discussion* on astrochemistry at high resolution? The images reported in Fig. 1 say more than a thousand words: high resolution observations at different wavelengths obtained in the last decade have added so many details that astrochemistry now faces new challenges, adding to the old ones, to explain them. The figure shows only one of the numerous examples that could have been given. It shows the famous solar-type protostar NGC1333 IRAS4, a protobinary system composed of two objects, A1 and A2, separated by about $1''.8$ in the sky, equivalent to about 550 au. The figure shows methanol emission maps obtained with three different interferometers: SMA in the submillimeter

Univ. Grenoble Alpes, CNRS, IPAG, 38000 Grenoble, France. E-mail: Cecilia.Ceccarelli@univ-grenoble-alpes.fr





Fig. 1 Images of the methanol line emission towards the solar-type protostar NGC1333 IRAS4A, obtained with three interferometers at different wavelengths. *Left panel*: SMA map in the submillimeter range (the gray image is the continuum emission, whereas the green contours show the CH₃OH emission at the systemic velocity, and the red and blue contours at red-shifted and blue-shifted velocities).¹ *Central panel*: NOEMA map in the millimeter range (the image and contours show the CH₃OH emission).² *Right panel*: VLA map in the radio range (the color image is the continuum emission whereas the white contours show the CH₃OH emission).³ IRAS4A is a binary system whose two objects, A1 and A2, are indicated by stars (left panel), crosses (central panel) and asterisks (right panel).

(submm),¹ NOEMA in the millimeter (mm),² and VLA in the radio range.³ In the submm image methanol is not detected at the systemic velocity of the source and only marginally at red-shifted ones; in the mm it is detected towards A2 only; in the radio, methanol is clearly detected in both objects, A1 and A2. There are various conclusions from these images, the two most important of which are: both the spatial resolution and the wavelength of observations matter. Based on the first image, Jorgensen and collaborators concluded that methanol emission is associated with the outflow emanating from A2;¹ based on the second image, Taquet and collaborators and, later, López-Sepulcre and collaborators, concluded that only A2 possesses a hot corino;^{2,4} finally, De Simone and collaborators found that, actually, both A1 and A2 possess hot corinos with similar abundance³ (we will discuss later in this review the reason for these differences). Evidently, where methanol is present is crucial information for any theory of its formation and destruction, *i.e.*, for astrochemical theories. Needless to say, this applies to any of the almost 300 molecules detected so far in the interstellar medium (ISM).

In this review, I will try to lay down the observational scenario of the early stages of the solar-type star formation, focusing in particular on the class of species called interstellar complex organic molecules, here called interstellar complex organic molecules (iCOMs),^{5,6} and the challenges that they represent to our current knowledge. Since their formation and destruction strongly depend on the formation of the ices that envelope the interstellar grains during the star and planet formation, the review will also briefly cover this aspect. Of course, this is only one part of the astrochemistry field. I chose to restrict this review because trying to discuss everything would end in discussing nothing in sufficient detail, so I decided to focus on something precise, choosing one of the currently most active fields of astrochemistry. Even with such a restriction, this review will be far from exhaustive so I will try to emphasize the most recent advances and



challenges on the subject. I forward the interested reader to other recent reviews on the subject of astrochemistry during solar-type star and planet formation, where also different aspects and opinions are reported.^{7–12}

Since this *Faraday Discussion* conference gathers together chemists and astronomers, I will try to have an interdisciplinary language understandable by the two communities, which may seem simplistic to either of the two communities at times, but I hope that in this way we understand each other on all the points discussed in this review.

Following this approach, this review will first summarise the overall framework of the solar-type formation process, with its major components and their physical and chemical characteristics (Section 2). I will then review the major observational characteristics of iCOMs during the solar-type star formation and in its different objects, with emphasis on recent high spatial resolution observations (Section 3). Third, I will discuss the major chemical processes occurring at each step and the critical quantities that regulate them, with the aim to emphasize what we do not know yet more than what we do (Section 4). In the subsequent section, I will provide some specific examples, with the goal of indicating what we can extract by comparing astronomical observations with the present astrochemical knowledge (Section 5). Finally, I will list the major conclusions and the take-home messages (Section 6).

2 From a molecular cloud to a planetary system

The process that leads the diffuse matter of a molecular cloud to form a solar-type star and its planetary formation, is long and complicated. At present, we have an overview of what we think happens, but several, even critical, passages are still obscure, as we will see in this review. That said, from a chemical point of view and for the context of this *Faraday Discussion*, four major phases can be identified, also corresponding to major changes and events in the physical processes and structure of the matter. Please note that previous reviews^{7–12} exist on the same argument by several authors and with more details, depending on the review focus, so that here I just briefly emphasize the points important to understand the chemistry. The four phases identified here are schematically shown in Fig. 2, while the physical parameters of the objects of each phase are summarised in Fig. 3. In the following sub-sections, I briefly describe them.

2.1 Phase 1: prestellar core phase

The story starts from a dense clump of material in a molecular cloud of the Galaxy. Under the gravitational force, which is contrasted by the hydrostatic pressure, the presence of magnetic fields and the turbulence in the gas, matter slowly accumulates towards the clump center. The clumps that have enough mass to eventually overcome all forces acting against the gravitation are called prestellar cores (PSC).

Typically, PSC have a radius of ~ 5000 au, a centrally condensed density structure, with the innermost part (≤ 1000 au in radius) flattened at a density of 10^6 – 10^7 cm⁻³, as summarised in Fig. 3. The temperature, in contrast, decreases towards the center: it is 10–20 K at the border of the PSC and decreases to 6–8 K at its center. The large density (with respect to the 10^4 cm⁻³ parental molecular



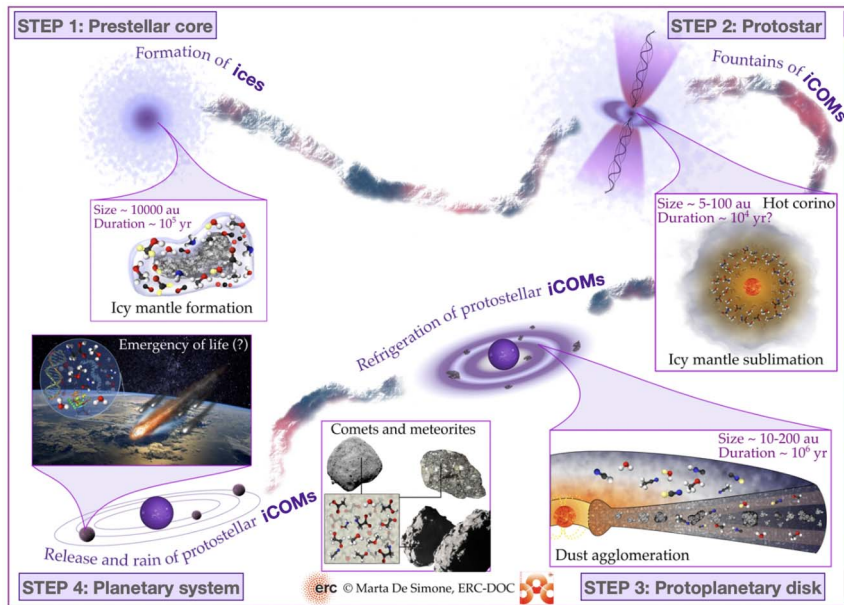


Fig. 2 Sketch of the four major steps involved in the formation of a solar-type planetary system and its iCOMs (courtesy of M. De Simone), as described in the text. Step 1: In the cold (≤ 10 K) and dense ($\geq 10^5$ cm $^{-3}$) prestellar cores, ices are formed on the surface of the interstellar grains. Step 2: In the hot corinos of and shocks surrounding, young protostars, iCOMs are observed in large quantities. Step 3: In protoplanetary disks, the hot corino iCOMs are frozen into ices enveloping the grains. Step 4: The dust grains coagulate into pebbles and larger rocks that will eventually become planets, asteroids and comets; some of the ices fabricated in steps 1 and 2 are in this way transmitted to the final planetary system.

cloud) and low temperature across the PSC have very important “chemical” consequences. First, the formation of thick icy mantles around the dust grains; second, the disappearance in the inner 1000 au region of gaseous CO and, more generally, any species containing elements heavier than H and D; third, an increase of the molecular deuteration of all species formed in this stage, either in the gas or on the grain surfaces.

2.2 Phase 2: protostellar phase

Once the gravitational collapse starts, a protostar is formed, consisting of one or more central objects (the future stars), their circumstellar disks (with radii of ≤ 100 au), a possible circumbinary disk (radius ~ 100 – 1000 au) and an extended envelope (radius ~ 300 – 5000 au). Since the gravitational energy of the infalling material is ultimately released at the center of the protostar, the temperature increases from 10–20 K at the envelope outer border to ≥ 100 K in the central (typically) ≤ 100 au region. Likewise, the density increases towards the center.

While infalling, matter also rotates and, thus, to eventually accrete into the future star(s), it has to lose its angular momentum. This happens *via* the creation of the above-mentioned disks and the ejection of a substantial fraction of material, through what are known as jets and molecular outflows. On the other





Component/ Parameter	Stellar cores			Protostars			Protoplanetary disks		
	central zone	outer border	hot corino	outer envelope	molecular shocks	inner midplane	outer midplane	cold midplane	atmosphere
Life time [yr]	$\sim 10^5$		10^4-10^5		$\leq 2000-3000$	$\sim 10^6$			
Radius [au]	1000	3000–5000	≤ 100	1000–5000		10–100	≥ 10	10–100	10–100
Density [cm^{-3}]	10^6-10^7	10^5-10^4	$\geq 10^7$	10^6-10^4	10^5-10^8	$\geq 10^{11}$	10^5-10^{11}	$\geq 10^6$	$\leq 10^4$
Dust temperature [K]	6–8	10–20	≥ 100	50–10	10–20	≥ 100	20–100	≤ 20	20–100
Gas temperature [K]	6–8	10–20	$50-\geq 100$	50–10	50–2000	≥ 100	≥ 20	≤ 20	≥ 100
Chemical properties	heavy species depletion; super-deuteration	molecules & iCOM with low abundance	molecules & iCOM with high abundance	molecules & iCOM with low abundance	molecules & iCOM with high abundance	molecules & iCOM with high abundance	molecules & iCOM with low abundance	heavy species depletion; super-deuteration	UV-illuminated; ions and atoms
Most abundant C- & O- species		CO	H_2O , CO, O	CO	H_2O , CO, O	H_2O , CO_2 , C_2H_2	CO	C^+ , O	
Most abundant ions	H_3^+ , H_2D^+ , HD_2^+	H_3^+ , HCO, He ⁺	H_3O^+ , H_5^+ , HCO^+ , He ⁺	H_3^+ , HCO, He ⁺	H_3O^+ , H_5^+ , HCO^+ , He ⁺	H_3O^+ , H_5^+ , HCO^+ , He ⁺	H_3^+ , HCO, He ⁺	H_3^+ , H_2D^+ , HD_2^+	C^+ , S ⁺
Ionisation fraction	$\leq 10^{-8}$	$10^{-8}-10^{-7}$	$\leq 10^{-9}$	$10^{-8}-10^{-7}$	$\sim 10^{-7}-10^{-6}$	$\leq 10^{-8}$	$\leq 10^{-7}$	$\leq 10^{-8}$	$\sim 10^{-4}$

Fig. 3 Physical and chemical properties of the objects of the first three phases of the solar-type star and planet formation, as described in the text (Section 2): prestellar cores, protostars and protoplanetary disks. The values in the table are rough estimates to provide orders of magnitude rather than precise estimates, which depend on the specific object of study.

hand, the accretion of the matter from the rotating-infalling envelope towards the center likely proceeds in two major steps: through large scale (~ 100 – 1000 au) streamers of material crashing onto the disk(s) and from the disk(s) onto the central objects. Both the ejected and the streaming material create shocks when they encounter the quiescent one, in the envelope and disk(s).

From a chemical point of view, the envelope can be divided in roughly three zones. Starting from the border and going inward they are: (i) the outer border, which is similar to PSC (as it is its evolution); (ii) the lukewarm envelope, where some species such as CO and CH₄ are desorbed from the grain mantles and reappear in the gas-phase; (iii) the hot envelope, where the dust temperature exceeds ~ 100 K and the entire (or most of the) mantle is sublimated, releasing all the frozen species in the gas-phase. This region is called the hot corino if it contains iCOMs. Please note that Fig. 3 only summarizes the physical and chemical parameters of the hot corino and the outer envelope, for simplicity.

In shocked regions, the gas temperature and density increase with respect to the quiescent gas, by a factor that depends on the velocity of the shock. Typically, temperature increases up to a few hundred K and density to 10^5 – 10^8 cm⁻³ in molecular shocks around solar-type protostars. Despite the dust remaining cold (at about 10–20 K, as the shock is inefficient to heat it), frozen species are released into the gas-phase, either because of the sputtering or mechanical destruction of the grain mantles.

2.3 Phase 3: protoplanetary disk phase

With time, the protostellar envelope dissipates and the circumstellar disk, now also called protoplanetary disk, appears surrounding an older protostar, a pre-main-sequence (PMS) star. The disk is exposed to the photons of the central PMS star and the interstellar radiation, which has consequences on the disk structure and chemical composition. First, the disk is flared, that is, its thickness increases with the radius. The disk density in the midplane increases inwardly, reaching $\geq 10^{11}$ cm⁻³ in the inner 10 au zone, while it decreases going horizontally away from the midplane. Likewise, the temperature increases going inward and upward.

From a chemical point of view, the disk can be divided in three zones: (i) the atmosphere, directly exposed to the UV, is similar to the PDRs (photo-dissociation regions) that surround the molecular clouds where atoms and ions dominate; (ii) the molecular layer, where several molecules are in the gas-phase, similar to the protostellar lukewarm envelope, but where UV photons may still have a role; (iii) the midplane, where chemistry is sort of similar to that in the protostellar envelopes: heavy-element bearing species are mostly frozen-onto the grain mantles in the outer zone (similar to the outer envelope), molecules are in the gas-phase in the intermediate zone (as in the lukewarm envelope), and mantles entirely sublimate in the inner midplane (as in the hot inner envelope). Note, however, that the icy mantles in the midplane also contain the new molecules formed in the prestellar and protostellar phases, even though it is not clear in what fraction. *Mutatis mutandis*, the chemistry in the circumstellar and circum-binary disks present in the protostellar phase is similar to that described here, except that these disks are surrounded by the envelope and, therefore, are less exposed to the UV photons.



That said, two important differences exist between the protostellar envelope and protoplanetary disk chemistry. First, the protoplanetary disks are thinner than the envelopes, and their chemistry is impacted more by the presence of UV photons, which are scattered across the molecular layer although not enough to photo-dissociate molecules. Second, the sizes of the dust grains hugely evolve with time: at the beginning the average grain radius is approximately $\sim 0.1 \mu\text{m}$ as in molecular clouds, while at the end of the protoplanetary disk evolution, dust grains become planets, asteroids and comets, as described in the next phase. In between, roughly speaking, grains in the midplane coagulate and migrate inward and outward, whereas grains out of the plane fragment and migrate vertically.

2.4 Phase 4: planetary system formation and heritage

As said, grains in the disk midplane coagulate and grow until they become the seeds of giant gaseous planets, rocky planets, asteroids and comets. This evolution is not completely understood, but obviously it happens. Currently, we think that it occurs *via* four major steps: (i) interstellar grain coagulation into pebbles of $\sim 10 \text{ cm}$; (ii) coagulation of pebbles into planetesimals of $\sim 1 \text{ km}$; (iii) formation and migration of giant planets; (iv) formation of rocky planets, asteroids and comets.

From a chemical point of view and in the context of this *Faraday Discussion*, two major processes are important. First, the coagulation of the interstellar grains enveloped by the icy mantles formed during the previous three phases means that some of these ices are trapped in the interior of the pebbles and planetesimals, and so are protected. They constitute the heritage of the earliest phases of the planetary system formation. For example, water may be brought to the nascent planet by the rocky bricks that constitute it, as in the case of Earth.^{13–15} More in general, the trapped ices may be conserved almost intact in the interior of the most pristine bodies of the planetary system, as in the case of solar system comets.

Second, the composition of the formed giant planets depend on their position in the disk, as the major carriers of the elements (*e.g.* H_2O , CO and CO_2 for O, or N_2 and N_3 for N, *etc.*) are frozen in different zones of the disk midplane. In principle, this can be used to pinpoint where a solar and/or extra-solar giant planet has formed in the disk, despite it now being at a different position because of the planet migration.^{14,16} In practice, this is probably more difficult to obtain for the various uncertainties involved in the whole process,¹⁷ some of which regard chemical properties, principally the binding energies of the various species (see below).

3 Observations of iCOMs and ices in solar-type star forming regions

iCOMs are here defined as species with at least six atoms of which at least one carbon and another heavy-element, such as O, N, S and so on. iCOMs represent a special class of the almost 300 detected interstellar species, because of their potentiality of being precursors of prebiotic molecules. For this reason, since their first detection in the 70s they have aroused curiosity and interest, and, at the same time, have started a decade long quarrel on how iCOMs are synthesised in the



harsh conditions of the ISM. After all these years, there is still no consensus. This is also the reason why this review focuses on iCOMs.

In the following, I will summarise the observations towards the objects that represent different evolutionary stages or important components of the solar-like star formation process, emphasizing, when relevant, the high spatial resolution observations.

3.1 The cool chemistry in prestellar cores

3.1.1 The super-deuteration phenomenon. Before introducing the observed iCOMs in the PSC, it is important to emphasize a major characteristics of the chemistry in these objects, the so-called super-deuteration phenomenon. In PSC, the D- over H-bearing abundance ratio is much enhanced with respect to the elemental D/H ratio, which is a number that depends on the baryon to photons ratio in the Universe and it is fixed, as D was only formed at the Big Bang. Various observations constrain the elemental D/H equal to 1.6×10^{-5} .¹⁸ If D and H were statistically distributed in molecules, then the D- over H-bearing abundance ratio of a molecule would be $\sim 10^{-5}$, the D₂ over H₂ ratio $\sim 10^{-10}$ and the D₃ over H₃ ratio $\sim 10^{-15}$. In contrast, the observed D₂CO/H₂CO abundance ratio in PSC is 0.01–0.1,¹⁹ namely up to eight orders of magnitude larger than the elemental D/H.

Nowadays, we think we have understood reasonably well why this happens. In cold molecular gas, D is largely locked into HD. The most important way to “extract” D from HD and pass it to other species is *via* the reaction of HD with H₃⁺, the most abundant ion (which is created by a chain of reactions started by the interaction of cosmic-rays with H₂). Once every three times H₂D⁺ is formed. Of course, H₂D⁺ reacts back with H₂ and, in the absence of peculiar conditions, the H₂D⁺/H₃⁺ abundance ratio is equal to 1/3 the elemental D/H. However, given the different zero point energy (~ 230 K) of H₂D⁺ and H₃⁺, the H₂D⁺ + H₂ reaction, in cold enough gas, is much slower than the H₃⁺ + HD one. This causes the H₂D⁺/H₃⁺ abundance ratio to be enhanced with respect to the elemental D/H. Then, the species formed from H₂D⁺ and H₃⁺ will inherit the D/H enhancement. This is the case for H₂CO and its D-isotopologues (see later).

We have already seen that the temperature is very low in PSC, which is the first reason why the observed D₂CO/H₂CO abundance ratio in PSC is high. In addition, given the PSC low temperatures and large densities, CO, the most abundant gaseous neutral species in molecular clouds, freezes onto the dust grain surfaces disappearing from the gas-phase. Since CO is a major route of destruction of H₃⁺, its disappearance from the gas-phase makes the destruction route of H₃⁺ towards H₂D⁺ increase, further enhancing the H₂D⁺/H₃⁺ abundance ratio.

In summary, any large molecular deuteration has origin in the prestellar phase. As we will see later in more detail, some iCOMs (and other molecules) in warm environments, such as hot corinos and shocks, are observed to have high D/H ratios. Since the temperature in these objects is too high for the deuteration to be a present day product, their high D/H ratio is indeed inherited, in one way or another, from the PSC phase.

3.1.2 iCOMs in the skin of prestellar cores. Just over a decade ago, two articles shook the implicit assumption that iCOMs can only form in warm environments. Bacmann *et al.*²⁰ and Cernicharo *et al.*²¹ detected several iCOMs in PSC: methanol, acetaldehyde, methyl formate, dimethyl ether, and methyl cyanide.



Additional works have shown that iCOMs are also present in the cold envelopes of protostars.^{22,23} Following up those first discoveries, more work showed the almost ubiquitous presence of methanol and acetaldehyde, the two easiest iCOMs to detect, in PSC.^{24–28}

While now there is no doubt on the presence of iCOMs in PSC, it is important to pin down where their line emission comes from, both for correctly estimating their abundance and understanding their formation mechanism. Vastel and collaborators, based on a non-LTE radiative transfer analysis, argued that the bulk of the methanol line emission in L1544, the most studied PSC, originates in the cold (~ 10 K) and less dense ($\sim 2 \times 10^4$ cm⁻³) gas at the border (~ 8000 au from the center) of the condensation.²⁴ Methanol line emission maps towards the same source confirmed that it does not come from the core itself but rather from the outer part of the L1544 condensation, less dense and exposed to weak UV illumination.^{25,29} This analysis has been done for methanol only, but it is more than likely that the other iCOMs also originate in the skin of the PSC, a hypothesis strengthened by the observations of other iCOMs in the methanol peak of L1544.²⁶

The location of the detected iCOMs means that it is very difficult to estimate their absolute abundance, as the H₂ column density is usually evaluated from the dust continuum emission, which only gives the integral towards the line of sight. Thus, if iCOMs are located in only a part of the line of sight probed by the dust emission, the derived abundance is a lower limit. Therefore, the most reliable quantity is the abundance ratio with respect to another species which emits in the same region. Usually, methanol, which is the most abundant iCOM, is taken as reference. Then, the survey of methanol and acetaldehyde carried out by Scibelli and Shirley,²⁸ of more than two dozen PSC in the Taurus Molecular Cloud, the largest PSC sample so far, indicates that [CH₃OH]/[CH₃CHO] abundance ratio is about 10, within a factor of 5 (Fig. 4) (see also ref. 30). The measurements of L1689B estimate an abundance of methyl formate similar to that of acetaldehyde and about three times larger than dimethyl formate.²⁰ As an indication, in L1544,

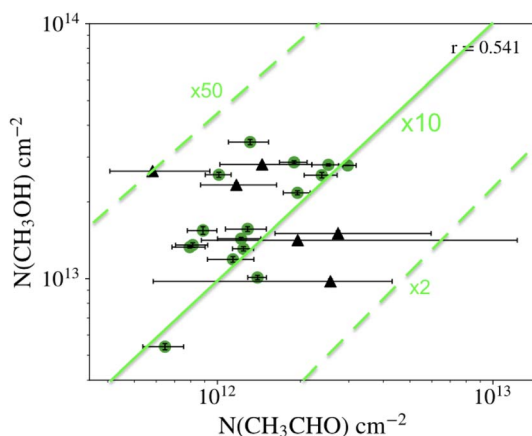


Fig. 4 Column density of methanol (y-axis) and acetaldehyde (x-axis) measured in pre-stellar cores (black circles with their error bars).²⁸ The green lines show the ratio [CH₃OH]/[CH₃CHO] equal to 10 (solid line) and multiplied and divided by a factor of 5 (dashed lines).



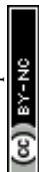
Table 1 List of the iCOMs detected in prestellar cores and at least three solar-type hot corinos, and their average measured abundance with respect to methanol

Name	Formula	[X]/[CH ₃ OH]	
		Prestellar cores	Hot corinos
Methanol	CH ₃ OH	1	1
Acetaldehyde	CH ₃ CHO	~0.1	~0.1
Ethanol	CH ₃ CH ₂ OH	—	0.01–0.1
Glycolaldehyde	HCO(CH ₂)OH	—	0.001–0.01
Methyl formate	HCOOCH ₃	~0.01	0.01–0.3
Dimethyl ether	CH ₃ OCH ₃	~0.003	0.003–0.1
Formamide	NH ₂ CHO	—	~0.01
Methyl cyanide	CH ₃ CN	0.001–0.1	0.003–0.03

Vastel and collaborators suggest a methanol abundance (with respect to H₂) of $\sim 6 \times 10^{-9}$.²⁴ Table 1 summarises the estimated abundances, with respect to methanol, of the iCOMs so far detected in PSC.

Table 2 List of known class 0/I hot corinos and their major properties: distance of the parental cloud, luminosity, class and the reference reporting the first detection

Source	Cloud (distance) (pc)	L_{bol} (L_{\odot})	Class	First detection references
IRAS 19347 + 0727 (B335)	Barnard 335 (~100)	~1	0	31
IRAS16293-2422 A	ρ -Ophiuchus (~140)	~20	0	32–34
IRAS16293-2422 B	ρ -Ophiuchus (~140)	~20	0	32–34
L1551-IRS5	Taurus (~140)	~35	I	35
BHR71-IRS1	Coalsack (~200)	~13	0	36
IRAS 18148-0440 (L483)	Aquila Rift (~200)	~13	0	37
Barnard 1b-S	Perseus (~300)	~0.3	0	38
Barnard 1-a	Perseus (~300)	~1	I	39
Barnard 1-c	Perseus (~300)	~1	I	36
NGC1333 IRAS 1A	Perseus (~300)	~3	I	36
NGC1333 IRAS 4A1	Perseus (~300)	~6	0	40
NGC1333 IRAS 4A2	Perseus (~300)	~6	0	40
NGC1333 IRAS 4B	Perseus (~300)	~6	0	41
NGC1333 IRAS 2A1	Perseus (~300)	~16	0	41
NGC1333 SVS13-A	Perseus (~300)	~32	I	42 and 43
L1455 IRS 1	Perseus (~300)	Unknown	I	36
IC 348 MMS A	Perseus (~300)	Unknown	I	36
Per-emb 26	Perseus (~300)	Unknown	I	36
HH 212	Orion (~400)	~9	0	44 and 45
HOPS-108	Orion (~400)	~38	0	46
MMS6	Orion (~400)	~	0	47
CSO33-b-a	Orion (~400)	≤ 23	0	48
SIMBA-a	Orion (~400)	~2	0	48
FIR6c-a	Orion (~400)	~8	0	48
MMS9-a	Orion (~400)	~9	0	48
MMS5	Orion (~400)	~16	0	48
Ser-emb 1	Serpens (~440)	~4	0	49
Ser-emb 17	Serpens (~440)	~4	I	50
Cep E-B	Cepheus (~800)	~75	0	51



3.2 Chemical richness of the hot corinos in young protostars

3.2.1 The census of known hot corinos and their iCOM inventory. The first objects where iCOMs were detected are the so-called hot cores, compact (≤ 0.1 pc), hot (100–300 K) and dense ($\geq 10^7$ cm $^{-3}$) regions in massive star forming regions.^{52,53} Much later, iCOMs were detected in solar-type forming regions, towards the so-called “hot corinos”, to distinguish them by their more massive cousins.^{32,54,55} For a long time, only a handful hot corinos were known. The most recent mm interferometers (namely NOEMA and ALMA) have allowed large surveys and, at present, about two dozen hot corinos are known,^{36,39,48,56} as listed in Table 2. The majority of known hot corinos belong to low-mass star forming regions, with a few exceptions in the Orion molecular cloud,^{44–46} the massive star forming region closest to the Sun.

By far the best studied hot corinos are those in the protobinary system of IRAS26293-2422, where just over a dozen iCOMs have been detected.^{32–34,54,57–61} In contrast, just a few iCOMs have been detected in other hot corinos. Table 1 summarises the iCOMs detected in at least three hot corinos and their abundance relative to methanol.

Recent observations have also taught us that the detection of hot corinos and iCOMs can be dramatically hampered by the wavelength used for the observations and, therefore, the picture that we may derive from them. The figure shown at the beginning of this review (Fig. 1) illustrates this problem. Methanol towards the south source, IRAS4 A1, is only detected when observed in the radio range. In addition, the intensity of the methanol lines is very similar to that emitted by the north source, IRAS4 A2, the only one of the two detected in the mm, suggesting that the two hot corinos have likely similar iCOMs abundances. Therefore, restricting the observations to the mm range would have given a very different scenario: two very close siblings would have very different chemistry, a puzzle and challenge for astrochemical models...which indeed it is not. The reason for the above behavior is the absorption of the dust mixed with the gas in front of the hot corinos, which are embedded in the envelopes. Since the dust absorption efficiency decreases with increasing wavelength, it blocks the hot corino line emission in the submm and mm range, whereas it becomes transparent in the radio range. Therefore, it can be dangerous to limit the observations to the submm and mm wavelength ranges, because they may give a wrong picture and wrong iCOM abundances.

However, the dust absorption can also have a beneficial effect: to reveal the spatial stratification of the iCOM in a hot corino, even in the absence of the spatial resolution that would be required to resolve the line emission from different iCOMs. This is what has been observed so far in at least two objects, SVS13A and HH212-mm. The effect and principle is illustrated in Fig. 5.

3.2.2 Ices and deuteration of iCOMs. Despite the gas being warm in hot corinos, it is in these objects that doubly and even triply deuterated molecules were first discovered.^{63,64} The detection of triply deuterated methanol, with CD₃OH/CH₃OH $\sim 1\%$, is particularly spectacular, as it shows that molecular deuteration can be different from the elemental D/H by up to 13 orders of magnitude.⁶⁵ These observations instantaneously gave us important information: these highly deuterated molecules can not be a present day, gas-phase product, they must be heritage of the cold prestellar phase. This has a straightforward



Dust photosphere, formaldehyde, methanol, formamide

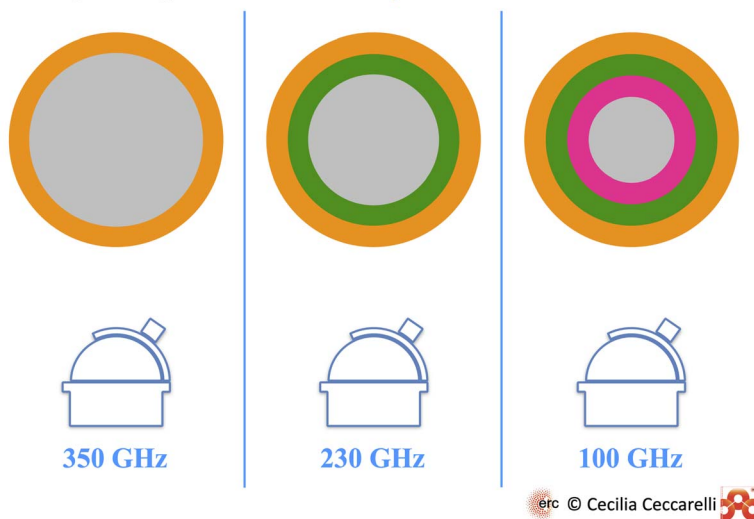


Fig. 5 Sketch of the combined effect of dust optical depth and iCOM binding energy (BE) on the iCOM detection towards the NGC1333-SVS13A hot corino over a 45 au scale.⁶² Observations at 350 GHz (left panel) can only detect formaldehyde, whose BE allows it to be present over almost the entire envelope. Observations at 230 GHz (middle panel), where the dust optical depth is smaller than at 350 GHz, can also detect methanol, whose BE is larger than that of formaldehyde. Finally, observations at 100 GHz (right panel) can penetrate the most through the envelope, because the dust optical depth is the lowest and, therefore, detect formamide whose BE is the largest.

consequence: the chemistry in the hot corinos, and more generally in the warm objects of solar-type star forming regions, including shocked ones, is very much affected by the composition of the ices during the prestellar core phase.

Until very recent, only “simple” deuterated molecules were observed, with the most complex being methanol. These molecules are either formed in the gas phase directly *via* reactions with H_2D^+ , such as DCO^+ or N_2D^+ , or indirectly. Even in species formed on the grain surfaces, such as water and methanol, the deuteration originates from the enhanced $\text{H}_2\text{D}^+/\text{H}_3^+$ abundance ratio, which regulates the D/H atomic abundance in the gas and, hence, landing on the grain surfaces (see Section 4.2.2).

With the advent of the high sensitivity of ALMA and the very successful survey PILS,⁵⁹ deuterated iCOMs have also been detected: formamide, acetaldehyde, dimethyl ether, methyl formate, glycolaldehyde, ethanol and methyl cyanide.^{43,66–71} The detection and abundance determination of deuterated iCOMs is important because it has great diagnostic power to discriminate the route of formation of the species, if predictions can be obtained for the different routes of formation, as will be explained in Section 5. In general, organics show a deuterium fractionation of about 1–10%, larger than that measured in water ($\leq 1\%$) towards the same sources, likely reflecting the history of the ice formation: water first, iCOMs later.⁸

Another application of the fact that prestellar ices are injected into the gas-phase is that their abundance can be used to constrain the prestellar core ice formation.⁷² It



is important to emphasize that we actually do not observe ices in the prestellar cores, because, as the ice observations are from absorption in the IR wavelength, we would need a strong IR source behind the prestellar core. While JWST will provide a huge amount of data on the ices in molecular clouds, it will not be able to sample the central zones of the prestellar cores, where the ices that govern the hot corino chemistry are formed. A first study towards the IRAS4a and IRAS4B hot corinos of two major ice components, methanol and ammonia, injected into and observed in the gas-phase, seems promising.⁷² It suggests that the prestellar ice formation of these two objects was abruptly interrupted by the clash of an expanding bubble, coming from a distant and ancient supernova explosion, against the molecular cloud to which IRAS4a and IRAS4B belong. However, in order to extract this information, the observations have been compared with astrochemical model predictions which may or may not be reliable enough for the clash suggestion to be confirmed.

3.3 Shocks during star and planet formation

As mentioned in Section 2, the accretion process during the protostellar phase is accompanied by supersonically ejected or infalling material that crashes against quiescent matter, causing the so-called molecular shocks, where numerous and abundant molecules are observed. The shocks from outflowing matter have been known and studied for decades, and are called protostellar outflow shocks, while the discovery of streamers of material falling into the circumbinary or circumstellar disks and creating shocked regions is more recent (see also the contribution by Bianchi *et al.* in this volume).^{73–75} At the moment of writing this review, very little is observationally known about the chemistry of the shocks caused by the infalling streamers, so in the following, I will focus on those caused by the protostellar outflows.

Despite the phenomenon of the outflows being known since the 80s and dozens of protostellar outflows studied in CO, in only two cases have iCOMs other than methanol been detected so far: the shocked region called L1157-B1 and the shocks caused by the outflows emanating from the IRAS4A binary system (mentioned in the Introduction). In both shocked regions, the “usual suspect” iCOMs have been detected: methanol, acetaldehyde, methyl formate, dimethyl ether, glycolaldehyde and methyl cyanide.

Fig. 6 shows an illustrative and important example, that of the deuterated formaldehyde, acetaldehyde and formamide line emission maps observed towards L1157-B1. The emission of deuterated formaldehyde clearly shows the regions where grain mantle species, previously formed in the cold phase, have been recently injected into the gas-phase. Acetaldehyde emission is overlapped, signalling a fresh release from the grain mantle too, whereas that of formamide is slightly but definitively displaced towards the south, where the dynamics of the region indicate an earlier passage of the shock. This example is illustrative because it shows that high-resolution maps of iCOMs provide the history of the shock passage and the evolution of chemistry: in particular, unless the ices are substantially different in the two regions where acetaldehyde and formamide are seen, the displacement means that formamide is a late product formed in the gas-phase from and after the injection of the ice components. It is important because this information provides an additional and precious constraint to the astrochemical models, in addition to the measured abundance and abundance ratios: how

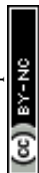




Fig. 6 Images of deuterated formaldehyde, acetaldehyde and formamide towards the shocked region of L1157-B1, in the southern lobe emanating from L1157-mm. *Left panel:* map of CO (1–0) line emission (white contours)⁷⁶ that shows the overall morphology of the outflow, where several clumpy cavities are excavated by the precessing jet, the brightest of which is B1. The color map shows the formamide line emission.⁴⁴ The dashed circle indicates the primary beam of the NH₂CHO image, namely the field of the observations. The magenta and white ellipses depict the synthesised beams of the CO (white) and formamide (magenta) observations. *Right panel:* map of the line emission of HDCO (yellow contours),⁷⁷ acetaldehyde (cyano contours)⁴⁴ and formamide (color image).⁴⁴ The region where HDCO does not emit but molecular emission is still visible is a region where a shock hit earlier. Therefore, the displacement between acetaldehyde (region coincident with the HDCO emitting one) and formamide (south region with no HDCO and CH₃CHO emission) is due to the time lapse between the two shocks.

species evolve with the time. We will see later, in Section 5.2, how this information can help to constrain the formation route of formamide in this source.

3.4 The hidden chemistry in protoplanetary disks

Observations of molecules in protoplanetary disks has been a decades long and painful hunt, where astronomers have struggled even to observe the simplest species. This is because protoplanetary disks are small in size and the molecular emission originates in the molecular layer described in Section 2.3, which has a relatively low column density. The advent of ALMA has greatly improved the situation providing the first detection of iCOMs in the outer regions of the disks and the first images of snow lines.^{35,78–81} However, even methanol turns out to be a species difficult to detect in protoplanetary disks,⁸² maybe because of the large dust opacity that absorbs much of its emission⁸³ or the relatively low temperature.⁸⁴ Fortunately, the new observations of JWST are already giving plenty of information on the inner regions of the disk,^{85–87} an appetizer of which is also reported in this volume (*e.g.*, van Dishoeck *et al.* and Kamp *et al.*).



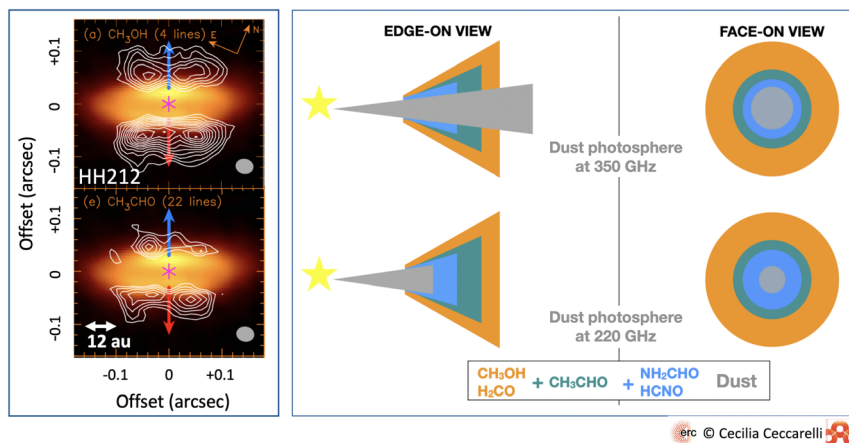


Fig. 7 iCOMs in the disk surrounding HH212-mm. *Left panel*: images of the methanol (top) and acetaldehyde (bottom) line emissions (white contours) overlapping the dust continuum emission (in color).⁹⁰ Note the lack of molecular line emission on the plane of the disk, which is seen almost edge-on, because of the absorption of the dust, giving it a hamburger-like shape. *Right panel*: sketch of the line emission from iCOMs and other species detected toward the disk: methanol, formaldehyde, acetaldehyde and fulminic acid. The regions where each species is detected at ~ 350 GHz (upper panels) and ~ 220 GHz (lower panels) are shown with the disk edge-on (left panels) and face-on (right panels) along with the dust photosphere. The molecular line emission depends on the combination of the wavelength at which each species is observed, and its binding energy. For example, methanol is only in the upper atmosphere if observed at 350 GHz, whereas it appears over the whole disk if observed at 220 GHz.

So far, the disk with the largest inventory of detected iCOMs is HH212-mm, a very young disk in the Orion region.^{45,88–90} Once again, the usual iCOMs suspects are detected: methanol, acetaldehyde, methyl formate, formamide and methyl cyanide. This is another interesting case where observations at different wavelengths reveal the stratification of iCOMs in this disk due to the difference in the species binding energies⁹¹ (Fig. 7). Actually, observations at different wavelengths could even be used to infer the succession of the binding energy of different species.

Another very promising disk is the one in the FuOri star V883. This source has recently undergone a burst in its luminosity. The burst was first announced in 1888 (but not measured) and, later, a bolometric luminosity of $\sim 400 L_{\odot}$ was measured.^{92–94} The luminosity has been decreasing in the past years to a present value of $218 L_{\odot}$.^{95,96} The interesting point is that the sudden increase of the luminosity causes the heating of the dust at a larger distance from the center than in the quiescent status. In the region where the temperature exceeds that of water ice sublimation (~ 120 K, which correspond to a radius of about 320 au in the case of V388), iCOMs trapped in the ice are injected into the gas-phase, like in the hot corinos (Section 3.2), and become observable along with water.^{97–101} Not surprisingly, the detection of methanol, acetaldehyde, methyl formate and methyl cyanide have been reported.^{98,99}



3.5 Interstellar ices

While the discovery of ices enveloping the interstellar dust grains dates back to the 70s, the revolution in this field started with the advent of the first spatial telescope, the ESA satellite ISO (Infrared Space Observatory), which provided spectroscopic observations in the infrared (IR) of hundreds of sources. Two other space-borne telescopes followed, Spitzer and AKARI, to complete that first revolution. These observations have provided the inventory of the most abundant species present in the ices: H₂O, CO, CO₂, NH₃, CH₄ and CH₃OH. Other species, such as H₂CO, are less abundant and not always present. The review by Boogert and collaborators¹⁰² offers an excellent view of what has been learned so far.

Important in the context of this review is when ices start to appear and with what composition. Water is the first solid species appearing already in molecular clouds with a visual extinction of ~ 3 mag, meaning at a cloud depth of ~ 1.6 mag (as the cloud is UV irradiated on both sides). Solid CO₂ is also detected in molecular clouds starting from a visual extinction of ~ 3 mag, with an abundance with respect to H₂O of ~ 15 –40%. Solid CO appears at ~ 6 mag with an abundance of ~ 10 –70%, followed by CH₃OH at ~ 18 mag with an abundance from ≤ 1 up to ~ 12 %. Ammonia and methane are not detected towards molecular clouds with upper limits of ~ 5 %.

In denser protostars, the abundance of solid CO₂ and CO (relative to H₂O) is similar to that measured in molecular clouds, whereas that of solid methanol is up to two-times larger, and methane and ammonia is only about ~ 1 –10%. In practice, when considering the uncertainties, only methanol seems to be more abundant in the line of sight of dense envelopes of protostars than in those of molecular clouds.

Today we are at the verge of a second revolution thanks to JWST, which has unprecedented sensitivity and spectral resolution in the IR. A first work by McClure and collaborators¹⁰³ has provided a very appealing appetizer of what awaits. These authors presented observations towards two field stars, probing ices in the solar-type star forming region Chameleon I, in front of them. In addition to the most abundant and known species, the obtained spectra suggest the presence of less abundant species, notably ethanol, even though the detection is not confirmed. In addition, the high JWST sensitivity has allowed the observations of many more sources in the line of sight, which will provide a relatively high resolution map of the ice composition across the studied molecular cloud, the first ever. In the same vein, JWST observations by Yang and collaborators toward the envelope of a young protostar,¹⁰⁴ show the presence of the usual ice components and spectroscopic features that could be attributed to ethanol and, maybe, acetaldehyde.

4 Chemical processes and quantities

As we all know, having good and reliable observations is necessary but not sufficient for progressing our knowledge, namely in understanding what happens and why. For that, we need models, in our specific case astrochemical models. One can think of models as boxes that contain processes and quantities, which make a theory, and work them out into predictions that are, finally, compared



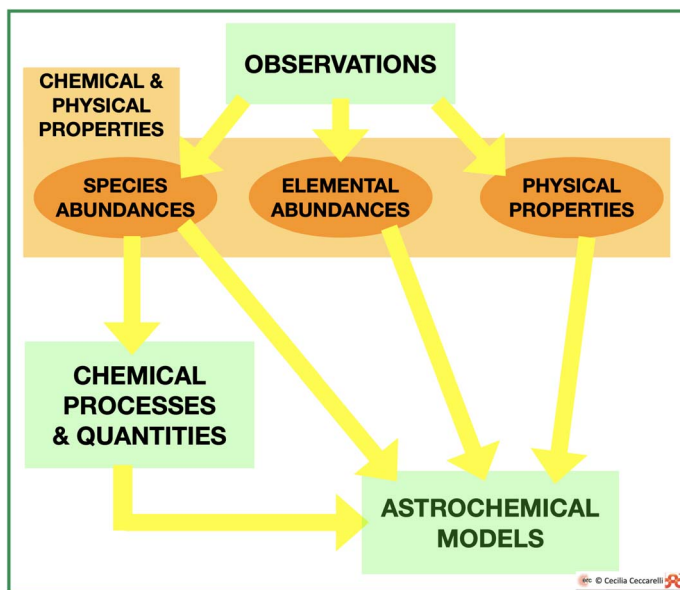


Fig. 8 Sketch of the input of astrochemical models. Astronomical observations provide an object's chemical and physical properties, namely the detected species and their abundance, the elemental abundances and physical parameters (density, temperature and so on). The observed species provide the input to ascertain the chemical processes and quantities. Finally, all information is combined to create the astrochemical models.

with observations. When the model predictions are able to reproduce the observations, the model and, thus, the theory are validated.

In general, astrochemical models need two classes of information: one relative to the physical and chemical properties of the object to be modeled and the second to the chemical processes occurring in the ISM conditions and the quantities associated with them (Fig. 8). In the next two sections, I briefly review how the object's physical and chemical properties are generally extracted from the observations and the chemistry of iCOMs, respectively.

4.1 Inputs of the astrochemical models

4.1.1 Physical and chemical properties of the astronomical object. Any astrochemical model needs the physical structure of the studied source as input, namely the gas density and temperature structures, the flux of UV photons and cosmic-rays, the dynamical behavior and so on. In addition, the measured species abundances constitute the constraints of the model predictions. These properties are evaluated from astronomical observations, more or less directly. For example, the species column density, gas density and temperature structures can be derived from the radiative transfer modeling of the observed lines, in some cases. However, these derivations have intrinsic not negligible uncertainties for at least three reasons.

The first one is that in order to have a reliable radiative transfer model one needs the so-called collisional coefficients for the studied species. These coefficients are usually obtained *via* quantum mechanical (QM) computations, because experiments of the state-to-state excitation are extremely difficult and have been



obtained for very few species.^{105–109} In the case of iCOMs, only the methanol and methyl cyanide have available collisional coefficients: methanol for collisions with H₂ (ortho and para) for the first 256 levels and temperature between 10 and 200 K;¹¹⁰ methyl cyanide for collisions with He only, between 20 and 140 K and for $J \leq 25$.¹¹¹

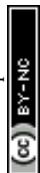
The second source of uncertainty is the derivation of the species abundance, which requires knowledge of the H₂ column density of the same region emitting the species lines. As already mentioned in Section 3, deriving the H₂ column density is extremely difficult if not impossible, because the H₂ first excited level is at ~500 K and, therefore, the ground transition, by definition, only probes ≥ 50 –100 K gas. In addition, as the transition is at 28 μm , observations can only be obtained with a space born telescope. JWST will provide new data in this respect, but, for the moment, the H₂ column density is mostly indirectly derived from the continuum observations (which have themselves uncertainties in the conversion from the dust to the gas column density, about a factor 3).

Finally, a third source of uncertainty is the inevitable approximation of the 3D structure of the studied object, because we only have 2D observations. Often, for an astronomer “the cow is a sphere”, to say that a simple (*e.g.* spherical) symmetry is often assumed (for disks it would be cylinder symmetry, a slab for a cloud and so on). This is important to keep in mind because the estimates of the chemical abundances from observations have an uncertainty of, at least, a factor of three to be optimistic. Abundance ratios could be more reliable, if we have strong reason to believe that the two species originate exactly in the same region, which may not be the case even when the observations show them in the same line of sight (see, *e.g.*, the discussion in Section 3.2).

4.1.2 Elemental abundances: oxygen and carbon examples. Crucial to any astrochemical model are the elemental abundances. This is a long standing problem which various authors and methods have tried to solve.¹¹² Here, I do not have the ambition to review this huge and still debated field. I will just summarise briefly the major uncertainties in the elemental abundances, in particular, those of oxygen and carbon, the most abundant elements after hydrogen and helium.

Both carbon and oxygen are contained in the refractory component of the interstellar grains and in their volatile one. Oxygen is contained in silicates, while carbon is contained in so-called grains of carbonaceous material: a very difficult to characterize and quantify component of interstellar dust.¹¹³

In dense molecular clouds in the vicinity of the Sun, the sum of the abundances of gaseous and frozen CO, frozen H₂O, CO₂, CH₄ and CH₃O, and the oxygen trapped in the silicates should give a total equal to the elemental abundance measured in the Sun. Unfortunately, this is not the case and about one third of oxygen is “missing”, *i.e.* we do not know where it is.^{114,115} Please note that CO is measured to be the most abundant C- and O-bearing gaseous molecule in dense molecular clouds, with stringent measurements and upper limits of the H₂O and O₂ molecules, less abundant by at least a factor of 1000. However, we do not have straightforward measurements of atomic oxygen in cold molecular clouds, because of the difficulty of observing its ground line at 63 μm with adequate spectral resolution. In practice, very few observations exist and most were obtained by ISO. The ISO observations gave puzzling results, as they suggested that a substantial fraction of atomic oxygen could be gaseous.^{116–118} More recent observations obtained with the airborne telescope SOFIA toward a couple



of massive sources, confirm the presence of a substantial fraction of atomic oxygen ($\sim 10^{-5}$ with respect to H-nuclei) associated with molecular gas, but not enough to account for the missing elemental oxygen.^{119,120} Therefore, the missing oxygen could be in refractory material difficult to observe, as O-rich carbonates or oxidized metals.¹¹⁵

Carbon elemental abundance is also difficult to constrain, because of the difficulty of quantifying the amount of carbon locked into the dust grains.¹¹⁵

Needless to say but better to do it: the choice of the oxygen and carbon elemental abundance has a huge impact on the predicted abundances of iCOMs in any model.

4.2 iCOMs chemistry

The second class of information necessary to any astrochemical model regards the chemical processes and quantities: they are the precious engine of the models. This section presents an overview of what is known so far, what is not completely clear and, finally, what is still missing in our understanding of the formation of iCOMs.

4.2.1 Overview and current scenarios. As mentioned at the beginning of Section 1, there is not yet a full consensus in the community on how iCOMs are formed, where and when. Roughly speaking, two alternative scenarios exist, shown schematically in Fig. 9. Importantly, both scenarios agree on the very first step: the formation on the grain surfaces of hydrogenated and oxygenated species from atoms or simple molecules formed in the gas-phase. Water, ices most abundant component, is thought to be formed from the hydrogenation of atomic oxygen, for example. Likewise, methanol, an important precursor of other iCOMs, is also believed to be formed by the hydrogenation of CO landing on the grains (see Section 4.2.2).

However, the two scenarios diverge when other species are considered, especially iCOMs. Briefly, to give an illustrative example, let me consider the case of the iCOM formation in hot corinos. In the so-called “Gas + grain chemistry”, after the mantle formation, the frozen species are injected into the gas-phase when the dust grain temperature exceeds the water ice sublimation, ~ 100 K. Once in the gas-phase, these species undergo a series of reactions that form iCOMs. In the other scenario, the “Only grain chemistry”, after their formation, mantles are processed by photolysis and radiolysis creating radicals that remain trapped in the ices. With the evolution of the protostar, the dust temperature gradually increases. When it reaches a temperature where the trapped radicals can migrate, the latter can encounter other radicals and combine into iCOMs, also radicals can combine with closed-shell species. Also, reactions not involving the thermal migration of radicals could also take place, most of them ending up in radical combinations of iCOMs. Finally, when the dust temperature reaches the ice sublimation, the iCOMs, synthesised on the grain surfaces, are released into the gas-phase where they are observed by submm/mm/radio telescopes.

In the following sections, I briefly review the status of our understanding of some of the processes involved in the iCOM formation along with the quantities that characterise them, following the scheme in Fig. 9.

4.2.2 The formation of ices. The chemical composition of the ices turns out to be of fundamental importance for the successive chemical evolution. As



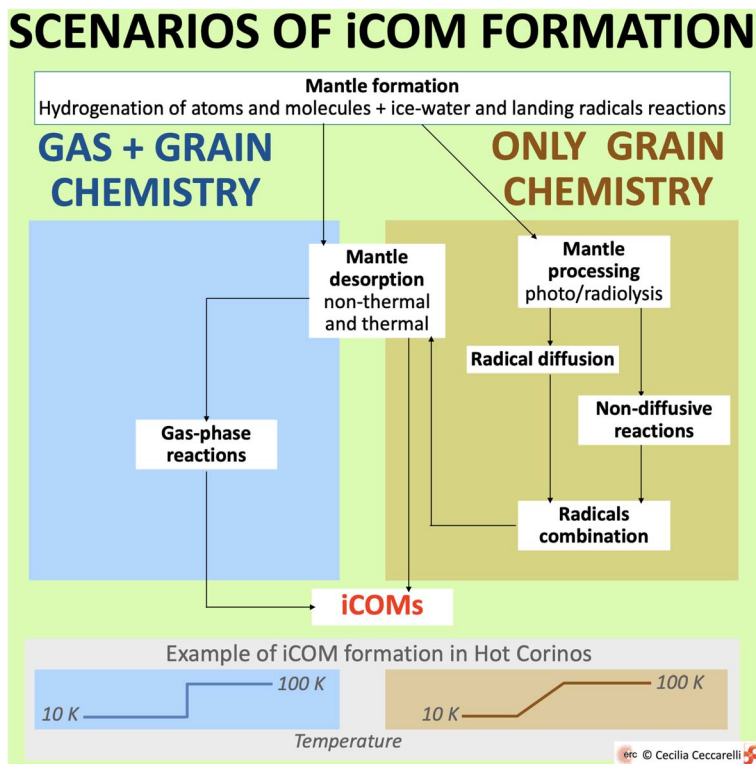


Fig. 9 Sketch of the two major scenarios invoked in the literature for the formation of iCOMs: “Gas + grain chemistry” and “Only grain chemistry”. Both predict the formation of icy mantles enveloping the interstellar dust grains, prevalently during the cold molecular cloud and prestellar core stages. The mantle constituents are the result of the hydrogenation of atoms and simple molecules, such as CO, and the oxidation. Water and methanol, for example, are formed in this first step.^{121–123} In addition, after the first layers of water-ice are formed, radicals landing on the grain surfaces can react with the ice-water molecules. The iCOM ethanol, for example, can be formed in this way.¹²⁴ After this first step, the two scenarios differ as follows. *Left blue panel:* In the “Gas + grain chemistry” scenario, the mantle components are either partially or completely injected into the gas-phase by thermal and non-thermal desorption processes, where they undergo gas-phase reactions that form iCOMs. This can occur either *via* mantle thermal desorption in hot corinos and inner protoplanetary disks, or *via* mantle non-thermal desorption in prestellar cores, outer protoplanetary disks and molecular outflows. *Right brown panel:* In the “Only grain chemistry” scenario, the icy mantles are processed by UV (photolysis) and CR (radiolysis) irradiation while being formed, and the radicals formed by the two processes remain trapped in the ice. When the dust temperature increases, radicals on the mantles become mobile and diffuse and, when they meet or meet some closed-shell species, they combine forming iCOMs. Alternatively, non-diffusive processes can also combine radicals into iCOMs. Likewise, some radicals are also predicted to meet and react in non-diffusive processes during the cold phase.

discussed in Section 3.5, the bulk of the interstellar ice is formed in the molecular cloud, when the density is no larger than $\sim 10^4 \text{ cm}^{-3}$. Only methanol seems to have further formation in the denser protostellar phase, which is in the protostellar envelopes. One has to keep in mind that the measurements of the ice abundances are obtained *via* absorption observations: by definition, hence, they



give the average along the line of sight. If a smaller region in the line has much larger/lower abundance, absorption observations cannot say. Even if we do not have so far, observations of ices towards PSCs (for the absence of illuminating IR sources behind), the values in the protostellar envelopes probably are a good proxy of those in PSCs, with the caveats above.

In the following, we briefly summarise the process of formation of the firmly detected O-, C- and N-bearing ice components.

Water. We think we have a good handle on the process forming water on the ices – the hydrogenation of atomic and molecular oxygen, landing on the grain surfaces – based on experiments¹²¹ and quantum mechanics (QM) computations.¹²⁵ This also agrees with water being formed very early in molecular clouds (from atomic rather than molecular oxygen).

CO₂. The formation of CO₂ has been studied in laboratory experiments and the community agree that it mainly occurs *via* the CO + OH reaction, which forms the HOCO radical (assumed to be excited) that eventually becomes CO₂.¹²⁶ There are no explicit QM computations that have simulated the process yet.

CO. Obviously, solid CO is due to CO formed in the gas-phase freezing onto the grain surfaces (which also implies that seeing a species on the ice mantles does not imply that it is formed there).

Methanol. Since the early 2000s, laboratory experiments have shown that methanol is formed on the water ice surfaces *via* addition of hydrogen atoms to frozen CO¹²² (see also the review by Tsuge and Watanabe¹²³). The idea is that the two steps with an activation barrier, CO + H and H₂CO + H, are overcome by the H-atom tunnelling through them. Theoretical computations have been published later and confirmed the experimental results.^{127,128} The form of the barriers (height and width) and the consequent rate coefficient of methanol formation, differ in the studies by Rimola and collaborators¹²⁷ and Song and Kästner,¹²⁸ as the first refers to Eley–Rideal reactions while the second one to Langmuir–Hinshelwood. Unfortunately, most astrochemical models adopt a rectangular barrier, with the height and width derived from approximating gas-phase computations,^{129–132} predicting methanol formation rate coefficients more than four orders of magnitude smaller than the ones computed by Song and Kästner,¹²⁸ for example.

Ammonia. Solid ammonia is formed by the hydrogenation of atomic nitrogen, a process that has recently been studied *via* QM computations.¹³³ Later, ammonia formed in the gas-phase can also freeze-out onto the grain surfaces and enrich it further.^{72,134} The fact that ammonia is actually detected towards protostellar envelopes may suggest that this second route is not negligible.

Methane. For a long time it was believed that methane is formed by successive hydrogenation of atomic carbon, as also shown in a recent laboratory experiment,¹³⁵ or by reactions with surface H₂.¹³⁶ However, recent QM studies are unanimous in showing that atomic carbon reacts with the water molecules of the ices and can not form methane.^{137–139} Likely, in the ISM, the H addition chain starts rather from gaseous CH landing on the ice surfaces. The methane example also shows the importance of having QM computations that describe the micro-processes occurring on the grain surfaces, to be able to include the correct processes.

Ethanol. Recent QM computations predict that ethanol can be formed on the grain surfaces by the CCH, formed in the gas-phase, which instantaneously reacts



with one water molecule of the ice to form vinyl alcohol in a barrierless reaction, which can then be hydrogenated into ethanol.¹²⁴

4.2.3 Binding energies. A crucial parameter in the interpretation of the observed iCOMs is their binding energy (BE). The BE of the radicals that can potentially form iCOMs on the grain surfaces is crucial both for their presence/absence on the grain surfaces and for their diffusion, assuming that the diffusion barrier is proportional to the BE (see Section 4.2.5). The BE of iCOMs and their precursors, if the former are synthesised in the gas-phase, it is crucial to understand in what environment iCOMs can be observed.

Minissale and collaborators have recently published a comprehensive review of the BE of about 20 species (including H, O and C atoms).¹⁴⁰ Probably needless to say, the list does not contain any radicals. Also, only three iCOMs appear in the list: methanol, methyl cyanide and formamide. More recently, Ferrero and collaborators and Molpeceres and collaborators reported a joint experimental and theoretical study of the BE of acetaldehyde.^{51,141}

An alternative means to obtain the BE of the species is *via* QM computations. Actually, this is probably the only way to obtain the BE of radicals. In the last few years, Ugliengo, Rimola and collaborators have carried out various QM computational studies and provided the BE of almost four dozen species, including radicals, iCOMs and S-bearing species.^{142,143} These BEs have been obtained using models for the ice containing 64 water molecules. In the same vein, Bovolenta, Bovino and collaborators have carried out QM computations of the BE of almost two dozen species on 22 water molecules of ice, among which are two iCOMs – methanol and formic acid.^{144,145} All these recent theoretical studies have highlighted an obvious point – adsorbed species do not have a single BE but

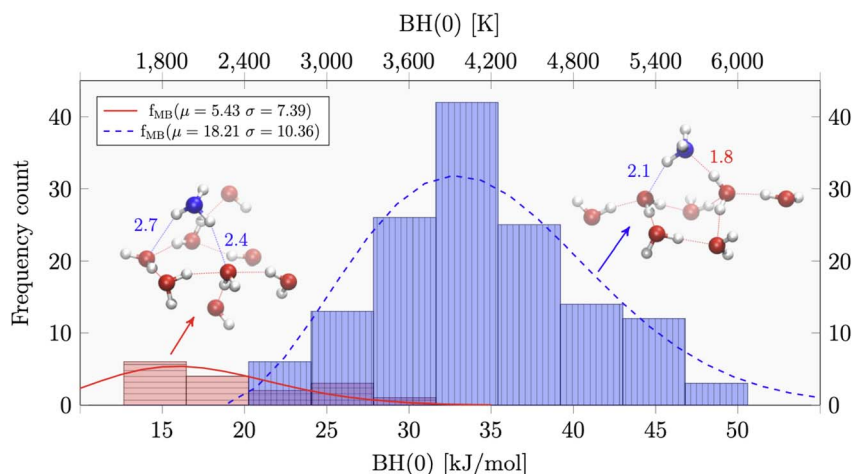


Fig. 10 Distribution of the binding energy, which is the binding enthalpy corrected for the zero point energy $BH(0)$, of ammonia adsorbed on amorphous water ice as derived by quantum mechanical computations.¹⁴⁷ In these computations, the icy grain model constitutes 250 water molecules. The distribution can be fitted with two Gaussian curves, which reflect the two possible H-bonds that the ammonia can form with water: the stronger $N\cdots H(-OH)$ and the weaker $N-H\cdots O(H_2)$, where the ammonia is respectively H-bond acceptor and H-bond donor, as shown in the figure.



a distribution of values, which depend on the species (where and in what orientation they land on the ice) and the adsorbate (*e.g.* crystalline or amorphous water ice, or CO-rich ice). However, this is overlooked by models with only one exception.¹⁴⁶

In this respect, Tinacci and collaborators have obtained the most extensive QM study and complete distribution of BE, obtained for ammonia and water over a large ice grain of 250 water molecules.^{147,148} The example of the BE distribution of ammonia is reported in Fig. 10. The distribution is described by two Gaussian functions, which reflect the two possible H-bonds that the ammonia can form with water: the stronger the $\text{N}\cdots\text{H}(\text{-OH})$ and the weaker $\text{N-H}\cdots\text{O}(\text{H}_2)$, where the ammonia is respectively H-bond acceptor and H-bond donor.

Finally, the other parameter entering in the astrochemical models to compute the sublimation temperature of a species, is the so-called pre-exponential factor. Usually, this is taken as a fixed number, $\sim 10^{12} \text{ s}^{-1}$, but several studies have now emphasized the necessity to have this number coupled with the BE of the species.^{140,141} In other words, the $\sim 10^{12} \text{ s}^{-1}$ may be very wrong for heavy molecules. For example, for acetaldehyde the pre-exponential factor is $\sim 10^{18} \text{ s}^{-1}$. In this case, using $\sim 10^{12} \text{ s}^{-1}$ would lead to a sublimation temperature of about 10–20 K different from the correct one.¹²

4.2.4 Gas-phase reactions and networks. The processes at the base of the gas-phase reactions occurring in the ISM have been studied for decades. Here we just remind readers that the two pillars of the characterization of gas-phase reactions are: (i) laboratory experiments (*e.g.* the CRESU and cross-beam apparatus^{149–152}) and (ii) quantum mechanical (QM) computations.

Present day gas-phase reaction networks contain more than 8000 reactions (more than double if D-isotopologues are taken into account) that involve about 500 (or more) species. Two major gas-phase networks are publicly available and used by several astrochemical models: KIDA^{†153} and UMIST.^{‡154} First, I would like to acknowledge the huge and heroic effort carried out by our colleagues that have first built the reaction networks on which the two above mentioned databases are based on, especially Eric Herbst and Tom Millar. That said, the KIDA and UMIST database networks suffer some problems that cannot be ignored, and which I here identify as reactions that (i) “should not be there because they are wrong” and (ii) “are missing”.

Reactions that should not be there. As indicated in the two databases, the large majority $\geq 80\%$ of the included reactions has never been studied in laboratory experiments or by theoretical computations. Even in the cases of reactions that have been investigated, the experimental conditions rarely reproduce those typical of solar-type star forming regions, either regarding the temperature or the density. In the absence of laboratory data, rate coefficients and their temperature dependence are mainly estimated with some chemical intuition or by drawing analogies with similarly known processes. When the data are available outside the temperature or density range of relevance, they are used as such or are extrapolated. However, both approaches can be seriously wrong for various reasons, discussed elsewhere.¹²

† <https://kida.astrochem-tools.org/>

‡ <http://udfa.ajmarkwick.net/>



One obvious error in writing down schemes of unknown reactions from similar arguments is that the formation enthalpy of the products may be larger than that of reactants, especially when unstable species, such as ions or radicals, or other uncommon species are involved. In this context, Tinacci and collaborators¹⁵⁵ carried out systematic work to “clean” the gas-phase reaction network GRETOBAPE,[§] which is based on the KIDA network, from the most obvious source of error: the presence of endothermic reactions not recognized as such. Using the enthalpy of formation derived by electronic structure calculations,^{156,157} these authors found that about 5% of the reactions in the original network resulted in endothermic reactions erroneously reported as barrierless or with too low activation energy. While on the one hand it is reassuring to know that the networks are not hugely wrong, one should not underestimate the impact of this 5% of erroneous reactions. For example, Tinacci *et al.* found that the overall silicon chemistry is hugely impacted by this.¹⁵⁵

Other possible errors are the presence of reaction activation barriers which are either over- or under-estimated, wrong rate coefficients and wrong products. In these cases, dedicated experiments and/or QM computations are needed, which is extremely time consuming. The example of formamide that will be discussed later (Section 5) illustrates the difficulty of correcting the networks for relatively small, but still important in the interstellar context, activation barriers. Another example is provided by acetaldehyde, also discussed later (Section 5): about half of the acetaldehyde formation reactions listed in the KIDA database have either the wrong rate coefficient or products.¹⁵⁸

Reactions that are missing. Despite the large dimensions of the available gas-phase reaction networks, there are no doubts that some important, and maybe also crucial, reactions are missing.

One obvious class of missing reactions are those in which neutrals react with the most abundant ions in molecular gas, namely HCO^+ , H_3^+ , He^+ and H^+ . Tinacci and colleagues reported that, out of 238 neutral species present in the GRETOBAPE network, 111 of them do not have reactions with at least one of the above-mentioned ions, and 10 not even with one ion.¹⁵⁵

Finally, it is more than probable that important gas-phase reactions are missing. Some of them may even be present in the literature but just overlooked. One example is the formation of methyl formate from dimethyl ether which was only introduced in 2015 (ref. 159), although the chain of reactions were measured and computed since 2005. Another possibility is just that reactions were not thought of, like the case of the formation of glycolaldehyde, for which no gas-phase formation routes were present in the database or literature: *ad hoc* new QM computations showed that there exists at least one formation route of glycolaldehyde in the gas-phase.¹⁶⁰

As said, both laboratory experiments and QM computations are very time consuming, so it is important that chemists and astronomers work together. It is possible that artificial intelligence (machine learning) techniques could help to reduce the burden. A recent work by Stancil and collaborators on the application of an artificial neural network to compute collisional excitation rate coefficients¹⁶¹ is very promising and perhaps a similar approach could be used for reactions.

§ <https://aco-itn.oapd.inaf.it/aco-public-datasets/theoretical-chemistry-calculations>



Another approach could also be the one recently applied by Komatsu and Suzuki,¹⁶² to automatically search for paths of formation of cytosine.

4.2.5 Grain-surface processes, reactions and networks. The situation for the grain surface chemistry is even more complex than that of the gas-phase reactions, because the problem is more complex both to simulate in the terrestrial laboratories and to simulate with QM computations. For one thing, we do not really know the structure of the interstellar ices. Are those reproduced in the laboratory experiments reliably similar to them? Same for the simulated ices: what models are the best to simulate the real interstellar ices? One thing is certain: the nature of the ice does matter in several of the processes involved in the formation of iCOMs. To my best knowledge, the largest ice grain so far produced by QM computations contains about 1000 water molecules.¹⁶³ It is built by adding one water molecule at a time. The underlying assumption is that at each time step, the molecule has the time to find the position/orientation with the minimum energy, which may be the reality in the ISM. That said, so far only computations of some species' binding energies have been carried out using this ice grain (see Section 4.2.3), and none to simulate any of the other processes that may occur on the grains shown in Fig. 9 (diffusion, reactivity...). In the future, it will be necessary to simulate them on similar large ice grains in order to better understand what happens on the interstellar ices.

In Fig. 9, (at least) four processes are involved in the formation of iCOMs on the grain surfaces. They are briefly reviewed in the following.

Mantle processing. Once the “first generation” ice is formed (H₂O, CO, CO₂, NH₃, CH₃OH...), it is processed because of the UV illumination (photolysis) and/or cosmic-ray (radiolysis) irradiation forming radicals that remain trapped in the ice. To correctly describe the process and introduce it into astrochemical models, one needs to know what radicals are formed and at what rate. In the case of UV photolysis, models rely on the gas-phase reactions for introducing the products. While this may be correct, the possibility that the created radicals instantaneously react with the ice-water molecules and become something else, is mostly overlooked by models so far (see the cases of CN and CCH^{124,164}). For the radical production rates, models again use the ones from the relevant gas-phase reactions, sometimes applying adjusting factors.¹⁶⁵ Unfortunately, while several experiments focused on the interstellar analogues photolysis, it is very difficult, if not impossible, for them to describe the microphysics process and, thus, estimate the radical production rates. One obvious reason is that the created radicals instantaneously react on the irradiated ices and, hence, experiments can only measure the final products and yields. Similar arguments apply to the cosmic-ray induced radiolysis.^{166,167}

Radical diffusion. As said, it is difficult to experimentally measure the diffusion rate of radicals, because, by nature, they react fast. Experiments exist on a limited number of closed-shell molecules, such as CO, CO₂, N₂ and CH₄,^{169–173} but none on radicals. To the best of my knowledge, QM computations exist only for the H atom¹⁷⁴ and not for any radical.

Usually, astrochemical models treat the diffusion as described by an Arrhenius equation with two parameters, the pre-exponential factor ν_{dif} and the diffusion energy barrier E_{dif} , where E_{dif} is assumed to be a fraction of the binding energy. The fraction E_{dif}/BE , often assumed a constant value irrespective of the adsorbed species, probably depends on the species and can vary between 0.2 and 0.7,



depending on the species.¹⁷² In addition, as discussed in Section 4.2.3, also the binding energy is a poorly known parameter for radicals.

As a last comment with respect to the astrochemical treatment of the radical diffusion, even assuming that ν_{dif} and E_{dif} are known, it is important to emphasize that they would only refer to the diffusion on the ice surface and not through its bulk. A beautiful theoretical work by Ghesquière and collaborators¹⁷⁵ has shown how the mobility of species trapped in amorphous ice dramatically depends on the ice temperature. The radicals trapped in the bulk can only migrate when the ice undergoes morphology restructuring before it sublimates.

Non-diffusive reactions. Very recently, inspired by a series of laboratory experiments carried out by Theulé, Fedoseev, Ioppolo and collaborators,^{176–178} Herbst and Garrod suggested surface chemistry based on non-diffusive processes.^{179–181} The basic idea is that reactions on the grain surfaces can also occur efficiently enough because of: (i) direct reaction from a landing species with a species (radical if the landing species is a closed-shell molecule and *vice versa*) on the ice, *i.e.* Eley–Rideal mechanism; (ii) the product of a reaction is a radical close to another radical causing another reaction (and so on); (iii) reaction triggered by an excited product of a previous reaction.¹³⁰ As said, the aim of these models is to reproduce what some laboratory experiments obtain, but, unfortunately, there are no QM computations available for a detailed description of the associated processes.

Radical–radical combination. The vast majority of present astrochemical models follows the scheme introduced by Garrod and Herbst in 2006 (ref. 182 and 183) and assumes that, when radicals encounter grain surfaces, they combine in a barrierless way, as in a Lego game, and form iCOMs, drawing from the analogy with gas-phase reactions involving two radicals. However, while many experiments using UV-illumination have shown this possibility, theoretical QM computations warn that this is not always the case. First, barriers can be present

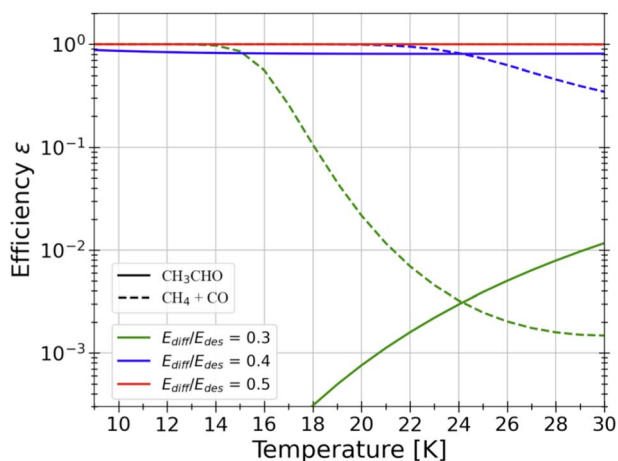


Fig. 11 QM computations of the efficiency of the reaction $\text{CH}_3 + \text{HCO}$ leading to either CH_3CHO (solid lines) or $\text{CO} + \text{CH}_4$ (dashed lines) as a function of the temperature of the water ice.¹⁶⁸ Three different values for E_{dif}/BE ratios were considered in these computations: 0.3 (green), 0.4 (blue) and 0.5 (red). Depending on this value, which is practically unknown, acetaldehyde could easily form on the icy surfaces or not form at all.



because the radical has to break the bonds that keep it attached to the ice. Second, the direct combination of the two radicals can be in competition with the H abstraction from any of the radicals. For example, acetaldehyde, a system that has been extensively studied, will not be easily formed by the combination of CH_3 and HCO , as one can naively think (the formation of CH_4 and CO is a strong competitor).^{168,184,185} Fig. 11 shows the computed efficiency of acetaldehyde formation on the grain surfaces as a function of the temperature reached by the warming ice before CH_3 sublimates (HCO has about two-times larger binding energy). The efficiency is given for three assumed values of the diffusion-over-binding energy and it goes from unity, for values larger than 0.4, and crashes when it is 0.3, showing the dramatic dependence of the acetaldehyde formation efficiency on a parameter that is practically unknown (see above).

Finally, it is important to emphasize that, in practice, each case is peculiar and requires a dedicated study. At present about two dozen systems have been studied on the water surfaces¹⁸⁶ and much less on CO-rich ices.¹⁸⁷

Only one public database exists so far with a list of grain-surface reactions, posted on the KIDA website. The list is based on Garrod and collaborators' reaction network^{129,183} and it is presented in a work by Ruaud and collaborators.¹³⁰

5 Formation of iCOMs: observations against predictions

In this last part, I will discuss a few specific cases, trying to provide ideas rather than a precise comparison with specific models, which – as I hope I convince the

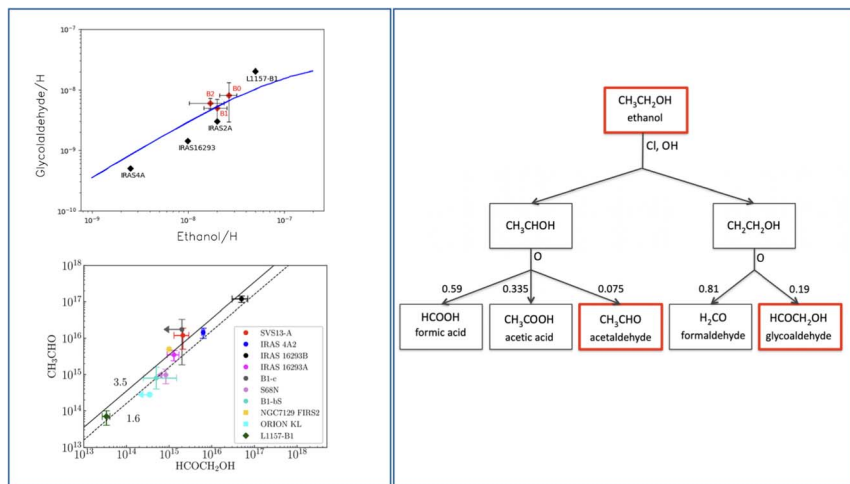
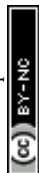


Fig. 12 Gas-phase formation route of glycolaldehyde and acetaldehyde from ethanol. *Left panel*: observed correlations between the measured abundances of glycolaldehyde and ethanol (upper panel)¹⁶⁰ and column densities of acetaldehyde and glycolaldehyde (bottom panel).¹⁵⁸ The upper panel shows the value derived for the shocked region L1157-B1: the black diamonds show the values obtained with the single-dish IRAM-30m observations¹⁸⁸ while the red diamonds show the values obtained in the three blobs in which the B1 region splits when observed with the interferometer NOEMA (Robuschi *et al.* in prep). *Right panel*: the proposed gas-phase chain of reactions that form acetaldehyde and glycolaldehyde starting from ethanol,¹⁶⁰ which would be the grain-surface product.¹²⁴



reader – depend on many processes and quantities on which we do not have a full control, in my opinion.

5.1 Ethanol, glycolaldehyde and acetaldehyde

Observations towards warm objects (hot cores, hot corinos and molecular shocks) show that there exists a correlation between the measured ethanol and glycolaldehyde abundances.^{36,188,189} In addition, the measured abundance of glycolaldehyde also correlates with acetaldehyde, as shown in Fig. 12. A simple explanation, very often assumed by several authors, is that the three species are all grain-surface chemistry products, basically following the scheme “Only grain chemistry” described in Section 4.2.5. Often, the combination of CH_3 and HCO radicals are invoked for acetaldehyde formation, but as discussed in Section 4.2.5 is far from the consolidated route of acetaldehyde formation.

However, there is also the possibility that the three species are chemically linked and not all of them are a grain-surface chemistry product. Skouteris, Balucani and collaborators proposed that glycolaldehyde is actually a gas-phase product, a daughter of ethanol, following the chain of reactions shown in Fig. 12 (right panel). The same chain of reactions would also form acetaldehyde. Following up on the possibility that ethanol, now perhaps observed in the solid form by JWST, is synthesised on the grain surfaces by the $\text{CCH} + \text{H}_2\text{O}$ reaction (followed by an H addition),¹²⁴ glycolaldehyde and acetaldehyde could be siblings and both gas-phase products. The QM computations of the branching ratios rate coefficients of the glycolaldehyde formation would produce model predictions that fit very well with the observations (Fig. 12 (ref. 160)). In the same vein, the acetaldehyde over glycolaldehyde abundance ratio predicted by the QM computations branching ratios fit very well with the observed one (Fig. 12 (ref. 158)).

In addition, the measured deuteration of glycolaldehyde and acetaldehyde, and their isomers, are also in good agreement with those predicted by QM computations.^{158,190} Unfortunately, no predictions of the deuteration for these two molecules exist in the literature. Therefore, while the gas-phase origin hypothesis has passed the possible tests so far available, the grain-surface one can not be excluded for lack of similar precise predictions from QM computations.

5.2 Formamide

This has been one of the most debated cases in the context of iCOM formation (see, for example, the exhaustive review by López-Sepulcre and collaborators¹⁹¹). In 2013, Kahane and collaborators suggested the possibility that NH_2CHO is formed in the gas-phase *via* the reaction of NH_2 with formaldehyde.¹⁹² Two years later, Barone and collaborators presented QM computations showing that the reaction has an embedded barrier.¹⁹³ However, later QM computations by Song and Kästner¹⁹⁴ argued that the barrier is actually larger than that predicted by Barone *et al.* and that, consequently, the reaction is inefficient at the ISM temperatures. The height of the barrier was successively revised by Skouteris, Vazart and collaborators, who found a larger value than that of Barone *et al.*, but one still small enough for the reaction to be fast in warm gas (~ 100 K).^{195,196} Specifically, Skouteris *et al.* predicted a rate constant at 100 K equal to $1.2 \times 10^{-13} \text{ cm}^3 \text{ s}^{-1}$ and, using this value, were capable of reproducing the observations of formamide towards L1157-B1, as reported in Section 3.3.



Yet, the saga did not stop here. A recent experiment on the $\text{NH}_2 + \text{H}_2\text{CO}$ reaction carried out by Douglas, Heard and collaborators at 34 K with a CRESU apparatus, failed to detect formamide.¹⁹⁷ These authors put an upper limit on the rate constant equal to $6 \times 10^{-12} \text{ cm}^3 \text{ s}^{-1}$, namely 2.5 times larger than the predicted one by Skouteris *et al.* at the same temperature. Douglas *et al.* complemented the experimental results with new QM computations, whose accuracy is essentially the same as of those by Song and Kästner,¹⁹⁴ and insisted on the presence of a non-embedded activation barrier, which would lead to a much lower rate constant at temperatures $\leq 200 \text{ K}$.

The presence/absence of the barrier is linked to how the pre-reactant complex (PRC) is computationally treated and whether the zero-point-energy (ZPE) should be added or not to the transition state (TS) towards the formation of formamide. Barone, Skouteris and collaborators^{193,195,196} claimed that the ZPE, computed with the standard methods adopted by the other authors,^{194,197} should not be added to the PRC TS energy because the PRC has very loose modes which would not substantially alter the TS energy height. In contrast, Song, Kästner, Douglas, Heard and collaborators^{194,197} think the opposite and they consider the ZPE of the PRC computed in the harmonic approximation. Since the various approximations used for the computations of the standard TS very likely do not apply to the PRC, at this stage, it is impossible to affirm with certainty who is right and whether the ZPE of the PRC may lead to an activation barrier for the $\text{H}_2\text{CO} + \text{NH}_2$. New calculations with more adapted methods should be employed, or a lower upper limit in experimental works should be obtained. In summary, unfortunately the new experimental work by Douglas *et al.*¹⁹⁷ does not bring new meaningful constraints when compared to the QM predictions of Barone, Skouteris and collaborators.

Astronomical observations could be used to distinguish whether the dominant route of formation of formamide is the gas-phase or grain-surface. The analysis of the displacement of acetaldehyde and formamide in L1157-B1, shown in Fig. 6, would be in favor of the gas-phase route for formamide.⁴⁴ In addition, as for glycolaldehyde and acetaldehyde, it is possible to compare the theoretical predictions, based on QM computations of the gas-phase reaction $\text{NH}_2 + \text{H}_2\text{CO}$, on the deuteration of formamide and its isomers,¹⁹⁶ with the observations towards the IRAS16293-2422 A2 hot corino observed by the PILS team.⁶⁷ In this case, the predictions agree extremely well with the observed values. As for the case of glycolaldehyde and acetaldehyde, the compatibility of the predicted abundances obtained assuming the gas-phase reaction route with the observations available in the literature, are necessary but insufficient.

The formamide formation on the grain surfaces has also been a saga. The observed correlation between the abundance of formamide with that of HCN was immediately seen as proof that NH_2HCO is the result of HCNCO hydrogenation.^{198,199} This hypothesis was ruled out by the experiment by Noble, Theule and collaborators.²⁰⁰ Successive similar experiments showed that there is indeed recycling between NH_2HCO and HCNCO, with the H atom acquired and lost on each side, with a result in favor of H abstraction from NH_2HCO (and not the other way around).²⁰¹ Other possibilities evoked in the literature consider the $\text{NH}_2 + \text{HCO}$ recombination on the grain surfaces¹²⁹ and the formation from the CN landing on the ice surface and reacting with a water molecule.¹⁶⁴



6 Conclusions

The progress in astrochemistry and, in particular, the study of the formation of interstellar complex organic molecules (iCOMs) has proceeded at a vertiginous speed on all fronts: observations, laboratory experiments, quantum mechanics computations and modeling. It is difficult to consider everything and cite everybody in a review of a few pages, I did my best but I am conscious that my opinions enter in my writing. That said, I hope that this review provides a correct view of the passionate and fascinating discussions around the subject, as well as the many limits to our knowledge.

Progress towards a final theory on how iCOMs form and thrive during the formation of a planetary system similar to our solar system can only come from a very tight collaboration between astronomers and chemists. This is not only a curiosity, it may also be key for progressing our knowledge of the emergence of life on Earth, and maybe in other systems. After all, when one considers the major ingredients (elements) necessary for terrestrial life, they are an exact match of the most abundant elements at the moment our solar system formed: hydrogen, oxygen, carbon, nitrogen, sulphur and so on, literally reflecting the sequence of initial elemental abundances of the solar nebula. It may be a cause or a consequence: yet, life used what was available, in terms of elements. Notice, however, that once the Earth formed, the abundance of elements around for life to start was completely changed, with the most abundant ones no longer being hydrogen, oxygen, carbon and so on. It seems to me that life likely bears the chemical imprint of the first phases of solar system formation.

Finally, no doubt life used the laws that regulate the Universe, namely the physics and chemistry that we know. Whether the iCOMs formed during the infancy of the solar system had a role or not, this first chapter of our history has to be written in as much detail as possible.

Conflicts of interest

There are no conflicts to declare.

Acknowledgements

I would like to warmly thank my chemist friends and collaborators Nadia Balucani, Piero Ugliengo, Albert Rimola: without their help and teaching, this review would not have existed. I also thank my astronomer friends and collaborators, especially Claudio Codella, Ana López-Sepulcre, Charlotte Vastel and Bertrand Lefloch. A final very deep thank goes to the young researchers with whom I had the luck to work, especially Eleonora Bianchi, Mathilde Bouvier, Marta De Simone, Joan Enrique-Romero, Cecile Favre, Lorenzo Tinacci and Fanny Vazart. I acknowledge the funding within the European Union's Horizon 2020 research and innovation programme from the European Research Council (ERC) for the project "The Dawn of Organic Chemistry" (DOC), grant agreement No. 741002, and from the Marie Skłodowska-Curie for the project "Astro-Chemical Origins" (ACO), grant agreement No. 811312.



Notes and references

- 1 J. K. Jørgensen, T. L. Bourke, P. C. Myers, J. Di Francesco, E. F. van Dishoeck, C.-F. Lee, N. Ohashi, F. L. Schöier, S. Takakuwa, D. J. Wilner and Q. Zhang, *Astrophys. J.*, 2007, **659**, 479–498.
- 2 V. Taquet, A. López-Sepulcre, C. Ceccarelli, R. Neri, C. Kahane and S. B. Charnley, *Astrophys. J.*, 2015, **804**, 81.
- 3 M. De Simone, C. Ceccarelli, C. Codella, B. E. Svoboda, C. Chandler, M. Bouvier, S. Yamamoto, N. Sakai, P. Caselli, C. Favre, L. Loinard, B. Lefloch, H. B. Liu, A. López-Sepulcre, J. E. Pineda, V. Taquet and L. Testi, *Astrophys. J.*, 2020, **896**, L3.
- 4 A. López-Sepulcre, N. Sakai, R. Neri, M. Imai, Y. Oya, C. Ceccarelli, A. E. Higuchi, Y. Aikawa, S. Bottinelli, E. Caux, T. Hirota, C. Kahane, B. Lefloch, C. Vastel, Y. Watanabe and S. Yamamoto, *Astron. Astrophys.*, 2017, **606**, A121.
- 5 C. Ceccarelli, P. Caselli, F. Fontani, R. Neri, A. López-Sepulcre, C. Codella, S. Feng, I. Jiménez-Serra, B. Lefloch, J. E. Pineda, C. Vastel, F. Alves, R. Bachiller, N. Balucani, E. Bianchi, L. Bizzocchi, S. Bottinelli, E. Caux, A. Chacón-Tanarro, R. Choudhury, A. Coutens, F. Dulieu, C. Favre, P. Hily-Blant, J. Holdship, C. Kahane, A. Jaber Al-Edhari, J. Laas, J. Ospina, Y. Oya, L. Podio, A. Pon, A. Punanova, D. Quenard, A. Rimola, N. Sakai, I. R. Sims, S. Spezzano, V. Taquet, L. Testi, P. Theulé, P. Ugliengo, A. I. Vasyunin, S. Viti, L. Wiesenfeld and S. Yamamoto, *Astrophys. J.*, 2017, **850**, 176.
- 6 E. Herbst and E. F. van Dishoeck, *Annu. Rev. Astron. Astrophys.*, 2009, **47**, 427–480.
- 7 P. Caselli and C. Ceccarelli, *Astron. Astrophys. Rev.*, 2012, **20**, 56.
- 8 C. Ceccarelli, P. Caselli, D. Bockelée-Morvan, O. Mousis, S. Pizzarello, F. Robert and D. Semenov, *Protostars and Planets VI*, 2014, pp. 859–882.
- 9 K. I. Öberg, *Chem. Rev.*, 2016, **116**, 9631.
- 10 J. K. Jørgensen, A. Belloche and R. T. Garrod, *Annu. Rev. Astron. Astrophys.*, 2020, **58**, 727–778.
- 11 K. I. Öberg and E. A. Bergin, *Phys. Rep.*, 2021, **893**, 1–48.
- 12 C. Ceccarelli, C. Codella, N. Balucani, D. Bockelée-Morvan, E. Herbst, C. Vastel, P. Caselli, C. Favre, B. Lefloch and K. Öberg, arXiv, 2022, preprint, arXiv:2206.13270.
- 13 A. Morbidelli, J. Chambers, J. I. Lunine, J. M. Petit, F. Robert, G. B. Valsecchi and K. E. Cyr, *Elements*, 2022, **18**, 155.
- 14 L. Piani, Y. Marrocchi, T. Rigaudier, L. G. Vacher, D. Thomassin and B. Marty, *Science*, 2020, **369**, 1110–1113.
- 15 C. Ceccarelli and F. Du, *Elements*, 2022, **18**, 155.
- 16 F. Ober, S. Wolf, A. L. Uribe and H. H. Klahr, *Astron. Astrophys.*, 2015, **579**, A105.
- 17 P. Mollière, T. Molyarova, B. Bitsch, T. Henning, A. Schneider, L. Kreidberg, C. Eistrup, R. Burn, E. Nasedkin, D. Semenov, C. Mordasini, M. Schlecker, K. R. Schwarz, S. Lacour, M. Nowak and M. Schulik, *Astrophys. J.*, 2022, **934**, 74.
- 18 J. L. Linsky, B. T. Draine, H. W. Moos, E. B. Jenkins, B. E. Wood, C. Oliveira, W. P. Blair, S. D. Friedman, C. Gry, D. Knauth, J. W. Kruk, S. Lacour,



- N. Lehner, S. Redfield, J. M. Shull, G. Sonneborn and G. M. Williger, *Astrophys. J.*, 2006, **647**, 1106–1124.
- 19 A. Bacmann, B. Lefloch, C. Ceccarelli, J. Steinacker, A. Castets and L. Loinard, *Astrophys. J.*, 2003, **585**, L55–L58.
- 20 A. Bacmann, V. Taquet, A. Faure, C. Kahane and C. Ceccarelli, *Astron. Astrophys.*, 2012, **541**, L12.
- 21 J. Cernicharo, N. Marcelino, E. Roueff, M. Gerin, A. Jiménez-Escobar and G. M. Muñoz Caro, *Astrophys. J.*, 2012, **759**, L43.
- 22 K. I. Öberg, S. Bottinelli, J. K. Jørgensen and E. F. van Dishoeck, *Astrophys. J.*, 2010, **716**, 825–834.
- 23 A. A. Jaber, C. Ceccarelli, C. Kahane and E. Caux, *Astrophys. J.*, 2014, **791**, 29.
- 24 C. Vastel, C. Ceccarelli, B. Lefloch and R. Bachiller, *Astrophys. J.*, 2014, **795**, L2.
- 25 L. Bizzocchi, P. Caselli, S. Spezzano and E. Leonardo, *Astron. Astrophys.*, 2014, **569**, A27.
- 26 I. Jiménez-Serra, A. I. Vasyunin, P. Caselli, N. Marcelino, N. Billot, S. Viti, L. Testi, C. Vastel, B. Lefloch and R. Bachiller, *Astrophys. J.*, 2016, **830**, L6.
- 27 C. Vastel, J. C. Loison, V. Wakelam and B. Lefloch, *Astron. Astrophys.*, 2019, **625**, A91.
- 28 S. Scibelli and Y. Shirley, *Astrophys. J.*, 2020, **891**, 73.
- 29 S. Spezzano, L. Bizzocchi, P. Caselli, J. Harju and S. Brünken, *Astron. Astrophys.*, 2016, **592**, L11.
- 30 C. Zhou, C. Vastel, J. Montillaud, C. Ceccarelli, K. Demyk, J. Harju, M. Juvela, I. Ristorcelli and T. Liu, *Astron. Astrophys.*, 2022, **658**, A131.
- 31 M. Imai, N. Sakai, Y. Oya, A. López-Sepulcre, Y. Watanabe, C. Ceccarelli, B. Lefloch, E. Caux, C. Vastel, C. Kahane, T. Sakai, T. Hirota, Y. Aikawa and S. Yamamoto, *Astrophys. J.*, 2016, **830**, L37.
- 32 S. Cazaux, A. G. G. M. Tielens, C. Ceccarelli, A. Castets, V. Wakelam, E. Caux, B. Parise and D. Teyssier, *Astrophys. J.*, 2003, **593**, L51–L55.
- 33 S. Bottinelli, C. Ceccarelli, R. Neri, J. P. Williams, E. Caux, S. Cazaux, B. Lefloch, S. Maret and A. G. G. M. Tielens, *Astrophys. J.*, 2004, **617**, L69–L72.
- 34 Y.-J. Kuan, H.-C. Huang, S. B. Charnley, N. Hirano, S. Takakuwa, D. J. Wilner, S.-Y. Liu, N. Ohashi, T. L. Bourke, C. Qi and Q. Zhang, *Astrophys. J.*, 2004, **616**, L27–L30.
- 35 E. Bianchi, C. J. Chandler, C. Ceccarelli, C. Codella, N. Sakai, A. López-Sepulcre, L. T. Maud, G. Moellenbrock, B. Svoboda, Y. Watanabe, T. Sakai, F. Ménard, Y. Aikawa, F. Alves, N. Balucani, M. Bouvier, P. Caselli, E. Caux, S. Charnley, S. Choudhury, M. De Simone, F. Dulieu, A. Durán, L. Evans, C. Favre, D. Fedele, S. Feng, F. Fontani, L. Francis, T. Hama, T. Hanawa, E. Herbst, T. Hirota, M. Imai, A. Isella, I. Jiménez-Serra, D. Johnstone, C. Kahane, B. Lefloch, L. Loinard, M. J. Maureira, S. Mercimek, A. Miotello, S. Mori, R. Nakatani, H. Nomura, Y. Oba, S. Ohashi, Y. Okoda, J. Ospina-Zamudio, Y. Oya, J. Pineda, L. Podio, A. Rimola, D. S. Cox, Y. Shirley, V. Taquet, L. Testi, C. Vastel, S. Viti, N. Watanabe, A. Witzel, C. Xue, Y. Zhang, B. Zhao and S. Yamamoto, *Mon. Not. R. Astron. Soc.: Lett.*, 2020, **498**, L87–L92.
- 36 Y.-L. Yang, N. Sakai, Y. Zhang, N. M. Murillo, Z. E. Zhang, A. E. Higuchi, S. Zeng, A. López-Sepulcre, S. Yamamoto, B. Lefloch, M. Bouvier, C. Ceccarelli, T. Hirota, M. Imai, Y. Oya, T. Sakai and Y. Watanabe, *Astrophys. J.*, 2021, **910**, 20.



- 37 Y. Oya, N. Sakai, Y. Watanabe, A. E. Higuchi, T. Hirota, A. López-Sepulcre, T. Sakai, Y. Aikawa, C. Ceccarelli, B. Lefloch, E. Caux, C. Vastel, C. Kahane and S. Yamamoto, *Astrophys. J.*, 2017, **837**, 174.
- 38 N. Marcelino, M. Gerin, J. Cernicharo, A. Fuente, H. A. Wootten, E. Chapillon, J. Pety, D. C. Lis, E. Roueff, B. Commerçon and A. Ciardi, *Astron. Astrophys.*, 2018, **620**, A80.
- 39 K. I. Öberg, T. Lauck and D. Graninger, *Astrophys. J.*, 2014, **788**, 68.
- 40 S. Bottinelli, C. Ceccarelli, B. Lefloch, J. P. Williams, A. Castets, E. Caux, S. Cazaux, S. Maret, B. Parise and A. G. G. M. Tielens, *Astrophys. J.*, 2004, **615**, 354–358.
- 41 S. Bottinelli, C. Ceccarelli, J. P. Williams and B. Lefloch, *Astron. Astrophys.*, 2007, **463**, 601–610.
- 42 E. Bianchi, C. Codella, C. Ceccarelli, F. Vazart, R. Bachiller, N. Balucani, M. Bouvier, M. De Simone, J. Enrique-Romero, C. Kahane, B. Lefloch, A. López-Sepulcre, J. Ospina-Zamudio, L. Podio and V. Taquet, *Mon. Not. R. Astron. Soc.*, 2019, **483**, 1850–1861.
- 43 E. Bianchi, C. Ceccarelli, C. Codella, A. López-Sepulcre, S. Yamamoto, N. Balucani, P. Caselli, L. Podio, R. Neri, R. Bachiller, C. Favre, F. Fontani, B. Lefloch, N. Sakai and D. Segura-Cox, *Astron. Astrophys.*, 2022, **662**, A103.
- 44 C. Codella, C. Ceccarelli, P. Caselli, N. Balucani, V. Barone, F. Fontani, B. Lefloch, L. Podio, S. Viti, S. Feng, R. Bachiller, E. Bianchi, F. Dulieu, I. Jiménez-Serra, J. Holdship, R. Neri, J. E. Pineda, A. Pon, I. Sims, S. Spezzano, A. I. Vasyunin, F. Alves, L. Bizzocchi, S. Bottinelli, E. Caux, A. Chacón-Tanarro, R. Choudhury, A. Coutens, C. Favre, P. Hily-Blant, C. Kahane, A. Jaber Al-Edhari, J. Laas, A. López-Sepulcre, J. Ospina, Y. Oya, A. Punanova, C. Pizzarini, D. Quenard, A. Rimola, N. Sakai, D. Skouteris, V. Taquet, L. Testi, P. Theulé, P. Ugliengo, C. Vastel, F. Vazart, L. Wiesenfeld and S. Yamamoto, *Astron. Astrophys.*, 2017, **605**, L3.
- 45 C.-F. Lee, Z.-Y. Li, P. T. P. Ho, N. Hirano, Q. Zhang and H. Shang, *Astrophys. J.*, 2017, **843**, 27.
- 46 L. Chahine, A. López-Sepulcre, R. Neri, C. Ceccarelli, S. Mercimek, C. Codella, M. Bouvier, E. Bianchi, C. Favre, L. Podio, F. O. Alves, N. Sakai and S. Yamamoto, *Astron. Astrophys.*, 2022, **657**, A78.
- 47 S.-Y. Hsu, S.-Y. Liu, T. Liu, D. Sahu, N. Hirano, C.-F. Lee, K. Tatsumatsu, G. Kim, M. Juvela, P. Sanhueza, J. He, D. Johnstone, S.-L. Qin, L. Bronfman, H.-R. V. Chen, S. Dutta, D. J. Eden, K.-S. Jhan, K.-T. Kim, Y.-J. Kuan, W. Kwon, C. W. Lee, J.-E. Lee, A. Moraghan, M. G. Rawlings, H. Shang, A. Soam, M. A. Thompson, A. Traficante, Y. Wu, Y.-L. Yang and Q. Zhang, *Astrophys. J.*, 2020, **898**, 107.
- 48 M. Bouvier, C. Ceccarelli, A. López-Sepulcre, N. Sakai, S. Yamamoto and Y.-L. Yang, *Astrophys. J.*, 2022, **929**, 10.
- 49 R. Martín-Doménech, J. B. Bergner, K. I. Öberg and J. K. Jørgensen, *Astrophys. J.*, 2019, **880**, 130.
- 50 J. B. Bergner, R. Martín-Doménech, K. I. Öberg, J. K. Jørgensen, E. Artur de la Villarmois and C. Brinch, *ACS Earth Space Chem.*, 2019, **3**, 1564–1575.
- 51 G. Molpeceres, J. Kästner, V. J. Herrero, R. J. Peláez and B. Maté, *Astron. Astrophys.*, 2022, **664**, A169.
- 52 R. H. Rubin, G. W. Swenson Jr, R. C. Benson, H. L. Tigelaar and W. H. Flygare, *Astrophys. J.*, 1971, **169**, L39.



- 53 G. A. Blake, E. C. Sutton, C. R. Masson and T. G. Phillips, *Astrophys. J.*, 1987, **315**, 621.
- 54 C. Ceccarelli, L. Loinard, A. Castets, A. Faure and B. Lefloch, *Astron. Astrophys.*, 2000, **362**, 1122–1126.
- 55 C. Ceccarelli, P. Caselli, E. Herbst, A. G. G. M. Tielens and E. Caux, *Protostars and Planets V*, 2007, pp. 47–62.
- 56 A. Belloche, A. J. Maury, S. Maret, S. Anderl, A. Bacmann, P. André, S. Bontemps, S. Cabrit, C. Codella, M. Gaudel, F. Gueth, C. Lefèvre, B. Lefloch, L. Podio and L. Testi, *Astron. Astrophys.*, 2020, **635**, A198.
- 57 C. Ceccarelli, L. Loinard, A. Castets, A. G. G. M. Tielens and E. Caux, *Astron. Astrophys.*, 2000, **357**, L9–L12.
- 58 J. K. Jørgensen, C. Favre, S. E. Bisschop, T. L. Bourke, E. F. van Dishoeck and M. Schmalzl, *Astrophys. J.*, 2012, **757**, L4.
- 59 J. K. Jørgensen, M. H. D. van der Wiel, A. Coutens, J. M. Lykke, H. S. P. Müller, E. F. van Dishoeck, H. Calcutt, P. Bjerkerli, T. L. Bourke, M. N. Drozdovskaya, C. Favre, E. C. Fayolle, R. T. Garrod, S. K. Jacobsen, K. I. Öberg, M. V. Persson and S. F. Wampfler, *Astron. Astrophys.*, 2016, **595**, A117.
- 60 S. Manigand, J. K. Jørgensen, H. Calcutt, H. S. P. Müller, N. F. W. Ligterink, A. Coutens, M. N. Drozdovskaya, E. F. van Dishoeck and S. F. Wampfler, *Astron. Astrophys.*, 2020, **635**, A48.
- 61 S. Manigand, A. Coutens, J. C. Loison, V. Wakelam, H. Calcutt, H. S. P. Müller, J. K. Jørgensen, V. Taquet, S. F. Wampfler, T. L. Bourke, B. M. Kulterer, E. F. van Dishoeck, M. N. Drozdovskaya and N. F. W. Ligterink, *Astron. Astrophys.*, 2021, **645**, A53.
- 62 E. Bianchi, A. López-Sepulcre, C. Ceccarelli, C. Codella, L. Podio, M. Bouvier and J. Enrique-Romero, *Astrophys. J.*, 2022, **928**, L3.
- 63 C. Ceccarelli, A. Castets, L. Loinard, E. Caux and A. G. G. M. Tielens, *Astron. Astrophys.*, 1998, **338**, L43–L46.
- 64 B. Parise, C. Ceccarelli, A. G. G. M. Tielens, A. Castets, E. Caux, B. Lefloch and S. Maret, *Astron. Astrophys.*, 2006, **453**, 949–958.
- 65 B. Parise, A. Castets, E. Herbst, E. Caux, C. Ceccarelli, I. Mukhopadhyay and A. G. G. M. Tielens, *Astron. Astrophys.*, 2004, **416**, 159–163.
- 66 C. Richard, L. Margulès, E. Caux, C. Kahane, C. Ceccarelli, J. C. Guillemin, R. A. Motiyenko, C. Vastel and P. Groner, *Astron. Astrophys.*, 2013, **552**, A117.
- 67 A. Coutens, J. K. Jørgensen, M. H. D. van der Wiel, H. S. P. Müller, J. M. Lykke, P. Bjerkerli, T. L. Bourke, H. Calcutt, M. N. Drozdovskaya, C. Favre, E. C. Fayolle, R. T. Garrod, S. K. Jacobsen, N. F. W. Ligterink, K. I. Öberg, M. V. Persson, E. F. van Dishoeck and S. F. Wampfler, *Astron. Astrophys.*, 2016, **590**, L6.
- 68 J. K. Jørgensen, H. S. P. Müller, H. Calcutt, A. Coutens, M. N. Drozdovskaya, K. I. Öberg, M. V. Persson, V. Taquet, E. F. van Dishoeck and S. F. Wampfler, *Astron. Astrophys.*, 2018, **620**, A170.
- 69 M. V. Persson, J. K. Jørgensen, H. S. P. Müller, A. Coutens, E. F. van Dishoeck, V. Taquet, H. Calcutt, M. H. D. van der Wiel, T. L. Bourke and S. F. Wampfler, *Astron. Astrophys.*, 2018, **610**, A54.
- 70 S. Manigand, H. Calcutt, J. K. Jørgensen, V. Taquet, H. S. P. Müller, A. Coutens, S. F. Wampfler, N. F. W. Ligterink, M. N. Drozdovskaya, L. E. Kristensen, M. H. D. van der Wiel and T. L. Bourke, *Astron. Astrophys.*, 2019, **623**, A69.



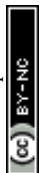
- 71 C. Richard, J. K. Jørgensen, L. Margulès, R. A. Motiyenko, J. C. Guillemin and P. Groner, *Astron. Astrophys.*, 2021, **651**, A120.
- 72 M. De Simone, C. Ceccarelli, C. Codella, B. E. Svoboda, C. J. Chandler, M. Bouvier, S. Yamamoto, N. Sakai, Y.-L. Yang, P. Caselli, B. Lefloch, H. B. Liu, A. López-Sepulcre, L. Loinard, J. E. Pineda and L. Testi, *Astrophys. J.*, 2022, **935**, L14.
- 73 R. Bachiller, S. Liechti, C. M. Walmsley and F. Colomer, *Astron. Astrophys.*, 1995, **295**, L51.
- 74 R. Bachiller and M. Pérez Gutiérrez, *Astrophys. J.*, 1997, **487**, L93–L96.
- 75 C. Vastel, F. Alves, C. Ceccarelli, M. Bouvier, I. Jiménez-Serra, T. Sakai, P. Caselli, L. Evans, F. Fontani, R. Le Gal, C. J. Chandler, B. Svoboda, L. Maud, C. Codella, N. Sakai, A. López-Sepulcre, G. Moellenbrock, Y. Aikawa, N. Balucani, E. Bianchi, G. Busquet, E. Caux, S. Charnley, N. Cuello, M. De Simone, F. Dulieu, A. Durán, D. Fedele, S. Feng, L. Francis, T. Hama, T. Hanawa, E. Herbst, T. Hirota, M. Imai, A. Isella, D. Johnstone, B. Lefloch, L. Loinard, M. Maureira, N. M. Murillo, S. Mercimek, S. Mori, F. Menard, A. Miotello, R. Nakatani, H. Nomura, Y. Oba, S. Ohashi, Y. Okoda, J. Ospina-Zamudio, Y. Oya, J. E. Pineda, L. Podio, A. Rimola, D. Segura Cox, Y. Shirley, L. Testi, S. Viti, N. Watanabe, Y. Watanabe, A. Witzel, C. Xue, Y. Zhang, B. Zhao and S. Yamamoto, *Astron. Astrophys.*, 2022, **664**, A171.
- 76 F. Gueth, S. Guilloteau and R. Bachiller, *Astron. Astrophys.*, 1996, **307**, 891–897.
- 77 F. Fontani, C. Codella, C. Ceccarelli, B. Lefloch, S. Viti and M. Benedettini, *Astrophys. J.*, 2014, **788**, L43.
- 78 K. I. Öberg, V. V. Guzmán, K. Furuya, C. Qi, Y. Aikawa, S. M. Andrews, R. Loomis and D. J. Wilner, *Nature*, 2015, **520**, 198–201.
- 79 C. Favre, D. Fedele, D. Semenov, S. Parfenov, C. Codella, C. Ceccarelli, E. A. Bergin, E. Chapillon, L. Testi, F. Hersant, B. Lefloch, F. Fontani, G. A. Blake, L. I. Cleeves, C. Qi, K. R. Schwarz and V. Taquet, *Astrophys. J.*, 2018, **862**, L2.
- 80 K. I. Öberg, V. V. Guzmán, C. Walsh, Y. Aikawa, E. A. Bergin, C. J. Law, R. A. Loomis, F. Alarcón, S. M. Andrews, J. Bae, J. B. Bergner, Y. Boehler, A. S. Booth, A. D. Bosman, J. K. Calahan, G. Cataldi, L. I. Cleeves, I. Czekala, K. Furuya, J. Huang, J. D. Ilee, N. T. Kurtovic, R. Le Gal, Y. Liu, F. Long, F. Ménard, H. Nomura, L. M. Pérez, C. Qi, K. R. Schwarz, A. Sierra, R. Teague, T. Tsukagoshi, Y. Yamato, M. L. R. van't Hoff, A. R. Waggoner, D. J. Wilner and K. Zhang, *Astrophys. J. Suppl.*, 2021, **257**, 1.
- 81 J. D. Ilee, C. Walsh, A. S. Booth, Y. Aikawa, S. M. Andrews, J. Bae, E. A. Bergin, J. B. Bergner, A. D. Bosman, G. Cataldi, L. I. Cleeves, I. Czekala, V. V. Guzmán, J. Huang, C. J. Law, R. Le Gal, R. A. Loomis, F. Ménard, H. Nomura, K. I. Öberg, C. Qi, K. R. Schwarz, R. Teague, T. Tsukagoshi, D. J. Wilner, Y. Yamato and K. Zhang, *Astrophys. J. Suppl.*, 2021, **257**, 9.
- 82 C. Walsh, R. A. Loomis, K. I. Öberg, M. Kama, M. L. R. van't Hoff, T. J. Millar, Y. Aikawa, E. Herbst, S. L. Widicus Weaver and H. Nomura, *Astrophys. J.*, 2016, **823**, L10.
- 83 P. Nazari, B. Tabone, G. P. Rosotti, M. L. van Gelder, R. Meshaka and E. F. van Dishoeck, *Astron. Astrophys.*, 2022, **663**, A58.



- 84 L. Podio, A. Garufi, C. Codella, D. Fedele, E. Bianchi, F. Bacciotti, C. Ceccarelli, C. Favre, S. Mercimek, K. Rygl and L. Testi, *Astron. Astrophys.*, 2020, **642**, L7.
- 85 L. Keyte, M. Kama, A. S. Booth, E. A. Bergin, L. I. Cleaves, E. F. van Dishoeck, M. N. Drozdovskaya, K. Furuya, J. Rawlings, O. Shorttle and C. Walsh, *Nat. Astron.*, 2023, **7**, 684.
- 86 S. L. Grant, E. F. van Dishoeck, B. Tabone, D. Gasman, T. Henning, I. Kamp, M. Güdel, P.-O. Lagage, G. Bettoni, G. Perotti, V. Christiaens, M. Samland, A. M. Arabhavi, I. Argyriou, A. Abergel, O. Absil, D. Barrado, A. Boccaletti, J. Bouwman, A. C. o. Garatti, V. Geers, A. M. Glauser, R. Guadarrama, H. Jang, J. Kanwar, F. Lahuis, M. Morales-Calderón, M. Mueller, C. Nehmé, G. Olofsson, E. Pantin, N. Pawellek, T. P. Ray, D. Rodgers-Lee, S. Scheithauer, J. Schreiber, K. Schwarz, M. Temmink, B. Vandenbussche, M. Vlasblom, L. B. F. M. Waters, G. Wright, L. Colina, T. R. Greve, K. Justannont and G. Östlin, *Astrophys. J.*, 2023, **947**, L6.
- 87 A. Banzatti, K. M. Pontoppidan, J. P ere Ch avez, C. Salyk, L. Diehl, S. Bruderer, G. J. Herczeg, A. Carmona, I. Pascucci, S. Brittain, S. Jensen, S. Grant, E. F. van Dishoeck, I. Kamp, A. D. Bosman, K. I.  oberg, G. A. Blake, M. R. Meyer, E. Gaidos, A. Boogert, J. T. Rayner and C. Wheeler, *Astron. J.*, 2023, **165**, 72.
- 88 C.-F. Lee, P. T. P. Ho, Z.-Y. Li, N. Hirano, Q. Zhang and H. Shang, *Nat. Astron.*, 2017, **1**, 0152.
- 89 C. Codella, E. Bianchi, B. Tabone, C. F. Lee, S. Cabrit, C. Ceccarelli, L. Podio, F. Bacciotti, R. Bachiller, E. Chapillon, F. Gueth, A. Gusdorf, B. Lefloch, S. Leurini, G. Pineau des For ets, K. L. J. Rygl and M. Tafalla, *Astron. Astrophys.*, 2018, **617**, A10.
- 90 C.-F. Lee, C. Codella, Z.-Y. Li and S.-Y. Liu, *Astrophys. J.*, 2019, **876**, 63.
- 91 C.-F. Lee, C. Codella, C. Ceccarelli and A. L opez-Sepulcre, *Astrophys. J.*, 2022, **937**, 10.
- 92 E. C. Pickering, *Astron. Nachr.*, 1890, **124**, 113.
- 93 M. S. Connelley and B. Reipurth, *Astrophys. J.*, 2018, **861**, 145.
- 94 K. M. Strom and S. E. Strom, *Astrophys. J.*, 1993, **412**, L63.
- 95 E. Furlan, W. J. Fischer, B. Ali, A. M. Stutz, T. Stanke, J. J. Tobin, S. T. Megeath, M. Osorio, L. Hartmann, N. Calvet, C. A. Poteet, J. Booker, P. Manoj, D. M. Watson and L. Allen, *Astrophys. J., Suppl. Ser.*, 2016, **224**, 5.
- 96 W. J. Fischer, E. Safron and S. T. Megeath, *American Astronomical Society Meeting Abstracts #228*, 2016, p. 308.01.
- 97 L. A. Cieza, S. Casassus, J. Tobin, S. P. Bos, J. P. Williams, S. Perez, Z. Zhu, C. Caceres, H. Canovas, M. M. Dunham, A. Hales, J. L. Prieto, D. A. Principe, M. R. Schreiber, D. Ruiz-Rodr guez and A. Zurlo, *Nature*, 2016, **535**, 258–261.
- 98 M. L. R. van't Hoff, J. J. Tobin, L. Trapman, D. Harsono, P. D. Sheehan, W. J. Fischer, S. T. Megeath and E. F. van Dishoeck, *Astrophys. J.*, 2018, **864**, L23.
- 99 J.-E. Lee, S. Lee, G. Baek, Y. Aikawa, L. Cieza, S.-Y. Yoon, G. Herczeg, D. Johnstone and S. Casassus, *Nat. Astron.*, 2019, **3**, 314–319.
- 100 M. Leemker, M. L. R. van't Hoff, L. Trapman, M. L. van Gelder, M. R. Hogerheijde, D. Ruiz-Rodr guez and E. F. van Dishoeck, *Astron. Astrophys.*, 2021, **646**, A3.



- 101 J. J. Tobin, M. L. R. van't Hoff, M. Leemker, E. F. van Dishoeck, T. Paneque-Carreño, K. Furuya, D. Harsono, M. V. Persson, L. I. Cleeves, P. D. Sheehan and L. Cieza, *Nature*, 2023, **615**, 227–230.
- 102 A. C. A. Boogert, P. A. Gerakines and D. C. B. Whittet, *Annu. Rev. Astron. Astrophys.*, 2015, **53**, 541–581.
- 103 M. K. McClure, W. R. M. Rocha, K. M. Pontoppidan, N. Crouzet, L. E. U. Chu, E. Dartois, T. Lamberts, J. A. Noble, Y. J. Pendleton, G. Perotti, D. Qasim, M. G. Rachid, Z. L. Smith, F. Sun, T. L. Beck, A. C. A. Boogert, W. A. Brown, P. Caselli, S. B. Charnley, H. M. Cuppen, H. Dickinson, M. N. Drozdovskaya, E. Egami, J. Erkal, H. Fraser, R. T. Garrod, D. Harsono, S. Ioppolo, I. Jiménez-Serra, M. Jin, J. K. Jørgensen, L. E. Kristensen, D. C. Lis, M. R. S. McCoustra, B. A. McGuire, G. J. Melnick, K. I. Åberg, M. E. Palumbo, T. Shimonishi, J. A. Sturm, E. F. van Dishoeck and H. Linnartz, *Nat. Astron.*, 2023, **7**, 431–443.
- 104 Y.-L. Yang, J. D. Green, K. M. Pontoppidan, J. B. Bergner, L. I. Cleeves, I. Evans, J. Neal, R. T. Garrod, M. Jin, C. H. Kim, J. Kim, J.-E. Lee, N. Sakai, C. N. Shingledecker, B. Shope, J. J. Tobin and E. F. van Dishoeck, *Astrophys. J.*, 2022, **941**, L13.
- 105 G. Sarma, C.-H. Yang, A. K. Saha, D. H. Parker and L. Wiesenfeld, *J. Chem. Phys.*, 2013, **138**, 024314.
- 106 S. Chefdeville, T. Stoecklin, C. Naulin, P. Jankowski, K. Szalewicz, A. Faure, M. Costes and A. Bergeat, *Astrophys. J., Lett.*, 2015, **799**, L9.
- 107 T. Stoecklin, A. Faure, P. Jankowski, S. Chefdeville, A. Bergeat, C. Naulin, S. B. Morales and M. Costes, *Phys. Chem. Chem. Phys.*, 2017, **19**, 189–195.
- 108 A. Bergeat, S. B. Morales, C. Naulin, L. Wiesenfeld and A. Faure, *Phys. Rev. Lett.*, 2020, **125**, 143402.
- 109 Q. Shuai, T. de Jongh, M. Besemer, A. van der Avoird, G. C. Groenenboom and S. Y. T. van de Meerakker, *J. Chem. Phys.*, 2020, **153**, 244302.
- 110 D. R. Flower, G. Pineau des Forêts and D. Rabli, *Mon. Not. R. Astron. Soc.*, 2010, **409**, 29–37.
- 111 S. Green, D. L. Cochrane and D. G. Truhlar, *J. Chem. Phys.*, 1986, **84**, 3865–3869.
- 112 A. Fuente, D. G. Navarro, P. Caselli, M. Gerin, C. Kramer, E. Roueff, T. Alonso-Albi, R. Bachiller, S. Cazaux, B. Commerçon, R. Friesen, S. García-Burillo, B. M. Giuliano, J. R. Goicoechea, P. Gratier, A. Hacar, I. Jiménez-Serra, J. Kirk, V. Lattanzi, J. C. Loison, J. Malinen, N. Marcelino, R. Martín-Doménech, G. Muñoz-Caro, J. Pineda, M. Tafalla, B. Tercero, D. Ward-Thompson, S. P. Treviño-Morales, P. Rivière-Marichalar, O. Roncero, T. Vidal and M. Y. Ballester, *Astron. Astrophys.*, 2019, **624**, A105.
- 113 B. T. Draine, *Annu. Rev. Astron. Astrophys.*, 2003, **41**, 241–289.
- 114 C. A. Poteet, D. C. B. Whittet and B. T. Draine, *Astrophys. J.*, 2015, **801**, 110.
- 115 A. P. Jones and N. Ysard, *Astron. Astrophys.*, 2019, **627**, A38.
- 116 E. Caux, C. Ceccarelli, A. Castets, C. Vastel, R. Liseau, S. Molinari, B. Nisini, P. Saraceno and G. J. White, *Astron. Astrophys.*, 1999, **347**, L1–L4.
- 117 C. Vastel, E. Caux, C. Ceccarelli, A. Castets, C. Gry and J. P. Baluteau, *Astron. Astrophys.*, 2000, **357**, 994–1000.
- 118 D. C. Lis, J. Keene, T. G. Phillips, P. Schilke, M. W. Werner and J. Zmuidzinas, *Astrophys. J.*, 2001, **561**, 823–829.



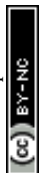
- 119 P. F. Goldsmith, W. D. Langer, Y. Seo, J. Pineda, J. Stutzki, C. Guevara, R. Aladro and M. Justen, *Astrophys. J.*, 2021, **916**, 6.
- 120 D. C. Lis, P. F. Goldsmith, R. Güsten, P. Schilke, H. Wiesemeyer, Y. Seo and M. W. Werner, *Astron. Astrophys.*, 2023, **669**, L15.
- 121 F. Dulieu, L. Amiaud, E. Congiu, J. H. Fillion, E. Matar, A. Momeni, V. Pirronello and J. L. Lemaire, *Astron. Astrophys.*, 2010, **512**, A30.
- 122 N. Watanabe and A. Kouchi, *Astrophys. J.*, 2002, **571**, L173–L176.
- 123 M. Tsuge and N. Watanabe, *Proc. Jpn. Acad., Ser. B, Phys. Biol. Sci.*, 2023, **99**, 103–130.
- 124 J. Perrero, J. Enrique-Romero, B. Martínez-Bachs, C. Ceccarelli, N. Balucani, P. Ugliengo and A. Rimola, *ACS Earth Space Chem.*, 2022, **6**, 496–511.
- 125 G. Molpeceres, A. Rimola, C. Ceccarelli, J. Kästner, P. Ugliengo and B. Maté, *Mon. Not. R. Astron. Soc.*, 2019, **482**, 5389–5400.
- 126 F. Dulieu, E. Congiu, J. Noble, S. Baouche, H. Chaabouni, A. Moudens, M. Minissale and S. Cazaux, *Sci. Rep.*, 2013, **3**, 1338.
- 127 A. Rimola, V. Taquet, P. Ugliengo, N. Balucani and C. Ceccarelli, *Astron. Astrophys.*, 2014, **572**, A70.
- 128 L. Song and J. Kästner, *Astrophys. J.*, 2017, **850**, 118.
- 129 R. T. Garrod, *Astrophys. J.*, 2013, **765**, 60.
- 130 M. Ruaud, J. C. Loison, K. M. Hickson, P. Gratier, F. Hersant and V. Wakelam, *Mon. Not. R. Astron. Soc.*, 2015, **447**, 4004–4017.
- 131 Y. Aikawa, K. Furuya, S. Yamamoto and N. Sakai, *Astrophys. J.*, 2020, **897**, 110.
- 132 S. S. Jensen, S. Spezzano, P. Caselli, T. Grassi and T. Haugbølle, *arXiv*, 2023, preprint, arXiv:2305.05932.
- 133 S. Ferrero, S. Pantaleone, C. Ceccarelli, P. Ugliengo, M. Sodupe and A. Rimola, *Astrophys. J.*, 2023, **944**, 142.
- 134 R. Le Gal, P. Hily-Blant, A. Faure, G. Pineau des Forêts, C. Rist and S. Maret, *Astron. Astrophys.*, 2014, **562**, A83.
- 135 D. Qasim, G. Fedoseev, K. J. Chuang, J. He, S. Ioppolo, E. F. van Dishoeck and H. Linnartz, *Nat. Astron.*, 2020, **4**, 781–785.
- 136 T. Lamberts, G. Fedoseev, M. C. van Hemert, D. Qasim, K.-J. Chuang, J. C. Santos and H. Linnartz, *Astrophys. J.*, 2022, **928**, 48.
- 137 T. Shimonishi, N. Nakatani, K. Furuya and T. Hama, *Astrophys. J.*, 2018, **855**, 27.
- 138 D. Duflot, C. Toubin and M. Monnerville, *Front. Astron. Space Sci.*, 2021, **8**, 24.
- 139 G. Molpeceres, J. Kästner, G. Fedoseev, D. Qasim, R. Schömig, H. Linnartz and T. Lamberts, *J. Phys. Chem. Lett.*, 2021, **12**, 10854.
- 140 M. Minissale, Y. Aikawa, E. Bergin, M. Bertin, W. A. Brown, S. Cazaux, S. B. Charnley, A. Coutens, H. M. Cuppen, V. Guzman, H. Linnartz, M. R. S. McCoustra, A. Rimola, J. G. M. Schrauwen, C. Toubin, P. Ugliengo, N. Watanabe, V. Wakelam and F. Dulieu, *ACS Earth Space Chem.*, 2022, **6**, 597–630.
- 141 S. Ferrero, F. Grieco, A. S. Ibrahim Mohamed, F. Dulieu, A. Rimola, C. Ceccarelli, C. Nervi, M. Minissale and P. Ugliengo, *Mon. Not. R. Astron. Soc.*, 2022, **516**, 2586–2596.
- 142 S. Ferrero, L. Zamirri, C. Ceccarelli, A. Witzel, A. Rimola and P. Ugliengo, *Astrophys. J.*, 2020, **904**, 11.
- 143 J. Perrero, J. Enrique-Romero, S. Ferrero, C. Ceccarelli, L. Podio, C. Codella, A. Rimola and P. Ugliengo, *Astrophys. J.*, 2022, **938**, 158.
- 144 G. Bovolenta, S. Bovino, E. Vöhringer-Martinez, D. A. Saez, T. Grassi and S. Vogt-Geisse, *Mol. Astrophys.*, 2020, **21**, 100095.



- 145 G. M. Bovolenta, S. Vogt-Geisse, S. Bovino and T. Grassi, *Astrophys. J. Suppl.*, 2022, **262**, 17.
- 146 T. Grassi, S. Bovino, P. Caselli, G. Bovolenta, S. Vogt-Geisse and B. Ercolano, *Astron. Astrophys.*, 2020, **643**, A155.
- 147 L. Tinacci, A. Germain, S. Pantaleone, S. Ferrero, C. Ceccarelli and P. Ugliengo, *ACS Earth Space Chem.*, 2022, **6**, 1514–1526.
- 148 L. Tinacci, S. Ferrada-Chamorro, C. Ceccarelli, S. Pantaleone, D. Ascenzi, A. Maranzana, N. Balucani and P. Ugliengo, *arXiv*, 2023, preprint, arXiv:2302.14799.
- 149 Y. T. Lee and Y. R. Shen, *Phys. Today*, 1980, **33**, 52–59.
- 150 I. R. Sims and I. W. M. Smith, *Annu. Rev. Phys. Chem.*, 1995, **46**, 109–138.
- 151 P. Casavecchia, N. Balucani and G. G. Volpi, *Annu. Rev. Phys. Chem.*, 1999, **50**, 347–376.
- 152 A. Potapov, A. Canosa, E. Jiménez and B. Rowe, *Angew. Chem.*, 2017, **129**, 8742–8766.
- 153 V. Wakelam, J. C. Loison, E. Herbst, B. Pavone, A. Bergeat, K. Béroff, M. Chabot, A. Faure, D. Galli, W. D. Geppert, D. Gerlich, P. Gratier, N. Harada, K. M. Hickson, P. Honvault, S. J. Klippenstein, S. D. Le Picard, G. Nyman, M. Ruaud, S. Schlemmer, I. R. Sims, D. Talbi, J. Tennyson and R. Wester, *Astrophys. J., Suppl. Ser.*, 2015, **217**, 20.
- 154 D. McElroy, C. Walsh, A. J. Markwick, M. A. Cordiner, K. Smith and T. J. Millar, *Astron. Astrophys.*, 2013, **550**, A36.
- 155 L. Tinacci, S. Ferrada-Chamorro, C. Ceccarelli, S. Pantaleone, D. Ascenzi, A. Maranzana, N. Balucani and P. Ugliengo, *Astrophys. J.*, 2023, **266**, 38.
- 156 D. E. Woon and E. Herbst, *Astrophys. J. Suppl.*, 2009, **185**, 273–288.
- 157 L. Tinacci, S. Pantaleone, A. Maranzana, N. Balucani, C. Ceccarelli and P. Ugliengo, *Astrophys. J. Suppl.*, 2021, **256**, 35.
- 158 F. Vazart, C. Ceccarelli, N. Balucani, E. Bianchi and D. Skouteris, *Mon. Not. R. Astron. Soc.*, 2020, **499**, 5547–5561.
- 159 N. Balucani, C. Ceccarelli and V. Taquet, *Mon. Not. R. Astron. Soc.: Lett.*, 2015, **449**, L16–L20.
- 160 D. Skouteris, N. Balucani, C. Ceccarelli, F. Vazart, C. Puzzarini, V. Barone, C. Codella and B. Lefloch, *Astrophys. J.*, 2018, **854**, 135.
- 161 R. Wang, D. Mihalik and P. Stancil, *American Astronomical Society Meeting Abstracts*, 2021, p. 312.04.
- 162 Y. Komatsu and T. Suzuki, *ACS Earth Space Chem.*, 2022, **6**, 2491–2498.
- 163 A. Germain, L. Tinacci, S. Pantaleone, C. Ceccarelli and P. Ugliengo, *ACS Earth Space Chem.*, 2022, **6**, 1286–1298.
- 164 A. Rimola, D. Skouteris, N. Balucani, C. Ceccarelli, J. Enrique-Romero, V. Taquet and P. Ugliengo, *ACS Earth Space Chem.*, 2018, **2**, 720–734.
- 165 J. Kalvāns, *Mon. Not. R. Astron. Soc.*, 2018, **478**, 2753–2765.
- 166 C. N. Shingledecker, J. Tennis, R. L. Gal and E. Herbst, *Astrophys. J.*, 2018, **861**, 20.
- 167 A. Paulive, C. N. Shingledecker and E. Herbst, *Mon. Not. R. Astron. Soc.*, 2020, **500**, 3414.
- 168 J. Enrique-Romero, C. Ceccarelli, A. Rimola, D. Skouteris, N. Balucani and P. Ugliengo, *Astron. Astrophys.*, 2021, **655**, A9.
- 169 J. He, S. Emtiaz and G. Vidali, *Astrophys. J.*, 2018, **863**, 156.



- 170 A. Kouchi, K. Furuya, T. Hama, T. Chigai, T. Kozasa and N. Watanabe, *Astrophys. J.*, 2020, **891**, L22.
- 171 B. Maté, S. Cazaux, M. Á. Satorre, G. Molpeceres, J. Ortigoso, C. Millán and C. Santonja, *Astron. Astrophys.*, 2020, **643**, A163.
- 172 K. Furuya, T. Hama, Y. Oba, A. Kouchi, N. Watanabe and Y. Aikawa, *Astrophys. J.*, 2022, **933**, L16.
- 173 J. He, P. C. Pérez Rickert, T. Suhasaria, O. Sohler, T. Bäcker, D. Demertzi, G. Vidalí and T. K. Henning, *arXiv*, 2023, preprint, arXiv:2302.08628.
- 174 B. Senevirathne, S. Andersson, F. Dulieu and G. Nyman, *Mol. Astrophys.*, 2017, **6**, 59–69.
- 175 P. Ghesquière, T. Mineva, D. Talbi, P. Theulé, J. A. Noble and T. Chiavassa, *Phys. Chem. Chem. Phys.*, 2015, **17**, 11455–11468.
- 176 P. Theulé, F. Duvernay, G. Danger, F. Borget, J. B. Bossa, V. Vinogradoff, F. Mispelaer and T. Chiavassa, *Adv. Space Res.*, 2013, **52**, 1567–1579.
- 177 G. Fedoseev, H. M. Cuppen, S. Ioppolo, T. Lamberts and H. Linnartz, *Mon. Not. R. Astron. Soc.*, 2015, **448**, 1288–1297.
- 178 S. Ioppolo, G. Fedoseev, K.-J. Chuang, H. M. Cuppen, A. R. Clements, M. Jin, R. T. Garrod, D. Qasim, V. Kofman, E. F. van Dishoeck and H. Linnartz, *Nat. Astron.*, 2020, **5**, 197.
- 179 Q. Chang and E. Herbst, *Astrophys. J.*, 2016, **819**, 145.
- 180 M. Jin and R. T. Garrod, *Astrophys. J., Suppl. Ser.*, 2020, **249**, 26.
- 181 R. T. Garrod, M. Jin, K. A. Matis, D. Jones, E. R. Willis and E. Herbst, *Astrophys. J. Suppl.*, 2022, **259**, 1.
- 182 R. T. Garrod and E. Herbst, *Astron. Astrophys.*, 2006, **457**, 927–936.
- 183 R. T. Garrod, S. L. Widicus Weaver and E. Herbst, *Astrophys. J.*, 2008, **682**, 283–302.
- 184 J. Enrique-Romero, A. Rimola, C. Ceccarelli and N. Balucani, *Mon. Not. R. Astron. Soc.: Lett.*, 2016, **459**, L6–L10.
- 185 J. Enrique-Romero, S. Álvarez-Barcia, F. J. Kolb, A. Rimola, C. Ceccarelli, N. Balucani, J. Meisner, P. Ugliengo, T. Lamberts and J. Kästner, *Mon. Not. R. Astron. Soc.*, 2020, **493**, 2523–2527.
- 186 J. Enrique-Romero, A. Rimola, C. Ceccarelli, P. Ugliengo, N. Balucani and D. Skouteris, *Astrophys. J. Suppl.*, 2022, **259**, 39.
- 187 T. Lamberts, M. N. Markmeyer, F. J. Kolb and J. Kästner, *ACS Earth Space Chem.*, 2019, **3**, 958–963.
- 188 B. Lefloch, C. Ceccarelli, C. Codella, C. Favre, L. Podio, C. Vastel, S. Viti and R. Bachiller, *Mon. Not. R. Astron. Soc.: Lett.*, 2017, **469**, L73–L77.
- 189 G. Baek, J.-E. Lee, T. Hirota, K.-T. Kim and M. K. Kim, *Astrophys. J.*, 2022, **939**, 84.
- 190 F. Vazart, C. Ceccarelli, N. Balucani and D. Skouteris, *Astrophys. J.*, 2022, **941**, 196.
- 191 A. López-Sepulcre, N. Balucani, C. Ceccarelli, C. Codella, F. Dulieu and P. Theulé, *ACS Earth Space Chem.*, 2019, **3**, 2122–2137.
- 192 C. Kahane, C. Ceccarelli, A. Faure and E. Caux, *Astrophys. J.*, 2013, **763**, L38.
- 193 V. Barone, C. Latouche, D. Skouteris, F. Vazart, N. Balucani, C. Ceccarelli and B. Lefloch, *Mon. Not. R. Astron. Soc.: Lett.*, 2015, **453**, L31–L35.
- 194 L. Song and J. Kästner, *Phys. Chem. Chem. Phys.*, 2016, **18**, 29278–29285.
- 195 F. Vazart, D. Calderini, C. Puzzarini, D. Skouteris and V. Barone, *J. Chem. Theory Comput.*, 2016, **12**, 5385–5397.



Paper

- 196 D. Skouteris, F. Vazart, C. Ceccarelli, N. Balucani, C. Puzzarini and V. Barone, *Mon. Not. R. Astron. Soc.*, 2017, **468**, L1–L5.
- 197 K. M. Douglas, D. I. Lucas, C. Walsh, N. A. West, M. A. Blitz and D. E. Heard, *Astrophys. J.*, 2022, **937**, L16.
- 198 E. Mendoza, B. Lefloch, A. López-Sepulcre, C. Ceccarelli, C. Codella, H. M. Boechat-Roberty and R. Bachiller, *Mon. Not. R. Astron. Soc.*, 2014, **445**, 151–161.
- 199 A. López-Sepulcre, A. A. Jaber, E. Mendoza, B. Lefloch, C. Ceccarelli, C. Vastel, R. Bachiller, J. Cernicharo, C. Codella, C. Kahane, M. Kama and M. Tafalla, *Mon. Not. R. Astron. Soc.*, 2015, **449**, 2438–2458.
- 200 J. A. Noble, P. Theule, E. Congiu, F. Dulieu, M. Bonnin, A. Bassas, F. Duvernay, G. Danger and T. Chiavassa, *Astron. Astrophys.*, 2015, **576**, A91.
- 201 K. A. Haupa, G. Tarczay and Y.-P. Lee, *74th International Symposium on Molecular Spectroscopy*, 2019.

