

Cite this: *Chem. Sci.*, 2019, 10, 5484

All publication charges for this article have been paid for by the Royal Society of Chemistry

A visible-light mediated three-component radical process using dithiocarbamate anion catalysis†

Sara Cuadros,^{‡a} Matthew A. Horwitz,^{‡a} Bertrand Schweitzer-Chaput ^a and Paolo Melchiorre ^{*abc}

We report a photoinduced three-component radical process, which couples readily available alkyl chlorides, maleimides, and heteroaromatic fragments to rapidly generate complex chiral products with high diastereocontrol. This method generates radicals *via* an S_N2-based photochemical catalytic mechanism, which is not reliant on the redox properties of the precursors. It therefore grants access to open-shell intermediates from substrates that would be incompatible with or inert to classical radical-generating strategies. The redox-neutral conditions of this process make it tolerant of redox-sensitive substrates and allow the installation of multiple biologically relevant heterocycles within the cascade products.

Received 18th February 2019
Accepted 28th April 2019

DOI: 10.1039/c9sc00833k

rsc.li/chemical-science

Introduction

Multicomponent reactions (MCRs) are important in synthetic chemistry because they allow the rapid construction of complex molecules from simple substrates and in a single step.¹ While chemists have predominantly developed methods based on polar pathways, radical reactivity provides a powerful alternative.^{2,3} However, methods to initiate radical MCRs have traditionally required unstable initiators or stoichiometric oxidants or reductants (Fig. 1a).⁴ These relatively harsh conditions for generating open-shell intermediates (high temperatures, toxic reagents or strong redox-active reagents) significantly affect the selectivity and the functional group tolerance of the overall radical cascade processes. Recently, the field of photoredox catalysis⁵ has overcome some of these limitations, offering effective tools to trigger radical MCRs under mild conditions while avoiding the need for stoichiometric metals or harsh atom abstractors.⁶ However, this radical generation strategy mainly activates substrates *via* single-electron transfer (SET) pathways, thus relying on their redox properties.⁷ This intrinsic

feature poses a voltage-gated limit to the generality of the radical precursors that can be used.

In this context, our laboratory recently reported a unique photochemical catalytic strategy, which harnesses different physical properties of the substrates to generate radicals (Fig. 1b).⁸ Specifically, we designed the readily available and air-

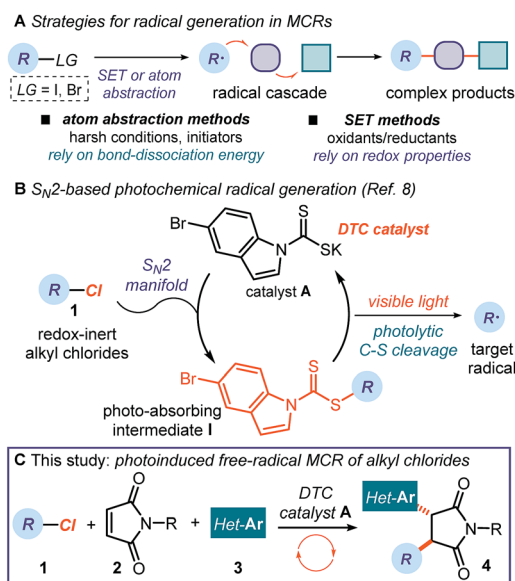


Fig. 1 (A) Classical radical-generating strategies to initiate multi-component reactions require precursors with suitable bond-dissociation energies (BDE) or redox properties. (B) Our recently developed S_N2-based method to photochemically generate radicals is not reliant on the redox properties of substrates. (C) Proposed photoinduced three-component radical reaction using redox-inert alkyl chlorides **1**, mediated by dithiocarbamate (DTC) anion catalysis.

^aICIQ – Institute of Chemical Research of Catalonia, The Barcelona Institute of Science and Technology, Avenida Països Catalans 16, 43007, Tarragona, Spain. E-mail: pmelchiorre@icq.es; Web: http://www.icq.org/research/research_group/prof-paolo-melchiorre/

^bIIT – Istituto Italiano di Tecnologia, Laboratory of Asymmetric Catalysis and Photochemistry, Via Morego 30, 16163, Genoa, Italy

^cICREA – Catalan Institution for Research and Advanced Studies, Passeig Lluís Companys 23, 08010, Barcelona, Spain

† Electronic supplementary information (ESI) available: Complete experimental procedures and full compound characterization. CCDC 1894404 (**4a**) contains the supplementary crystallographic data for this paper. CCDC 1894404. For ESI and crystallographic data in CIF or other electronic format see DOI: 10.1039/c9sc00833k

‡ S. C. and M. A. H. contributed equally to this work.



and moisture-stable dithiocarbamate (DTC)⁹ anion catalyst **A**, which is adorned with an indole chromophoric unit. This organic catalyst is nucleophilic enough¹⁰ to activate alkyl electrophiles by displacing a variety of leaving groups *via* an S_N2 pathway. The resulting photon-absorbing intermediates **I** afford radicals upon excitation by visible light and homolytic cleavage of the weak C–S bond.¹¹ This catalytic S_N2-based strategy, which is not reliant on the redox properties of the radical precursor, grants access to open-shell intermediates from substrates that would be incompatible with or inert to classical radical-generating strategies, including photoredox catalysis.

Here, we demonstrate how this photochemical strategy can be translated into the realm of radical MCRs to design cascades that would be difficult to implement with other methods. Specifically, we report a three-component reaction mediated by the DTC potassium salt catalyst **A** that uses difficult-to-reduce alkyl chlorides **1** as radical precursors and couples them with readily available maleimides **2** and heteroaromatic fragments **3** (Fig. 1c). This carbo-difunctionalization of maleimides¹² combines two sequential intermolecular radical-based bond-forming processes to afford complex products **4** containing a succinimide moiety. This structural element is found in numerous biologically active molecules.¹³ Importantly, the method's redox neutral conditions and high functional group tolerance allow us to easily adorn products **4** with a variety of biologically relevant *N*-heterocycles,¹⁴ which would not be compatible with strong redox-active reagents.

Mechanistic plan

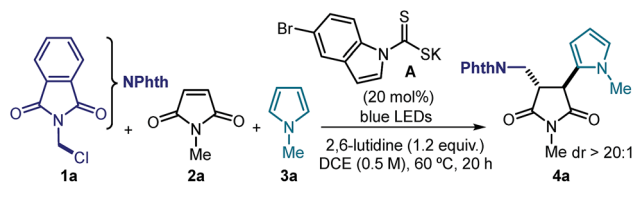
The specific mechanistic details of our proposed photochemical radical MCR are outlined in Fig. 2. We envisioned a catalytic cycle where the DTC catalyst **A** would activate alkyl chlorides **1** upon S_N2 attack.¹⁰ The resulting intermediate **I** possesses

a weak C–S bond, which would be cleaved by low-energy photons (blue LEDs) to generate the target carbon radical **II** and the dithiocarbonyl radical **III**.¹¹ The nucleophilic open-shell intermediate **II** would initiate the radical cascade upon interception from maleimide **2**, which forges a new C–C bond. The emerging electrophilic radical **IV** would in turn participate in a second trapping event with an electron-rich heteroaromatic compound, affording the open-shell intermediate **V**. This crucial intermediate would act as a reductant to turn over catalyst **A** upon SET reduction of the dithiocarbonyl radical **III**.¹⁵ Overall, this net redox-neutral transformation would deliver the functionalized cascade product **4**.⁸

Results and discussion

To test the feasibility of our strategy, we selected the commercially available *N*-(chloromethyl)phthalimide **1a** as precursor of a nucleophilic radical, *N*-methylmaleimide **2a** as the radical trap, and *N*-methylpyrrole **3a** as the terminal electron-rich heteroaromatic trap (Table 1). The experiments were conducted at 60 °C in DCE using blue LEDs emitting at 465 nm, 20 mol% of the DTC catalyst **A** and a large excess of **3a**. These conditions furnished the cascade product *trans*-**4a** in good chemical yield and with excellent diastereoselectivity (dr > 20 : 1, entry 1). Under these conditions, we did not observe any byproduct arising from either a pyrrole alkylation radical path with **1a** or a polar addition of **3a** to maleimide **2a**. Variations of the initial conditions, including a lower catalyst amount and temperature (entries 3 and 4), led to poorer results. Control experiments established that both catalyst **A** and light are necessary to trigger the three-component radical process (entries 5 and 6), thus excluding an alternative polar pathway for the formation of **4a**.

Table 1 Optimization studies^a



Entry	Deviation from the standard conditions	Yield 4a ^b (%)
1	None	70 (57)
2	AcOEt instead of DCE	45
3	40 °C	23
4	10 mol% catalyst A	47
5	No light	0
6	No catalyst A	0
7	<i>fac</i> -Ir(ppy) ₃ (3 mol%); no catalyst A	0

^a Reactions performed on a 0.1 mmol scale at 60 °C for 20 h using 0.2 mL of solvent under illumination by blue LED strip ($\lambda_{\text{max}} = 465$ nm) and using catalyst **A** (20 mol%), 1.5 equiv. of **1a**, and 10 equiv. of **3a**. ^b Yield of **4a** determined by ¹H NMR analysis of the crude mixture using trichloroethylene as the internal standard; value in parenthesis refers to the yield of isolated **4a**. DCE: 1,2-dichloroethane; AcOEt: ethyl acetate; NPhth: phthalimide.

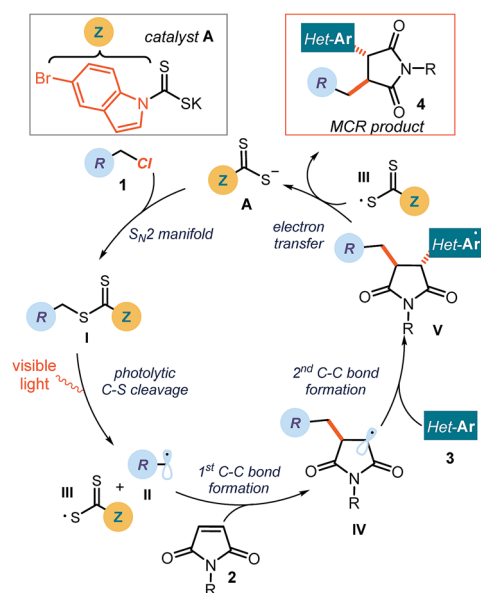


Fig. 2 Proposed mechanism for the visible-light-driven three-component radical reaction; Z: chromophore.



Interestingly, no product formation was observed when replacing catalyst **A** with the strongly reducing *fac*-Ir(ppy)₃ photoredox catalyst ($E_{1/2}$ Ir(IV)/Ir(III)* = -1.73 vs. SCE),¹⁶ which highlights the inability of photoredox catalysis to trigger the radical MCR process (entry 7).¹⁷

Using the optimized conditions described in Table 1, entry 1, we turned our attention to exploring the generality of the photoinduced radical cascade process (Fig. 3). The method is amenable to synthetically useful purposes, since a high efficiency was maintained when running the reaction on a 5 mmol scale. This experiment did not require any modification of the standard experimental set-up (see ESI† for details), and it afforded product **4a** in good yield and with complete diastereoselectivity (0.91 g, 52% yield, >20 : 1 dr). We then explored the scope of the radical precursors **1** that could be activated by the DTC catalyst **A**. Our approach displayed a high degree of

tolerance towards *N*-heterocycles, as the cascade products **4** could be readily adorned with triazole (**4b**), pyrazole (**4c**), isoxazole (**4d**), benzothiazole (**4e**), and thiazole (**4f**) scaffolds. Other heterocyclic moieties, such as furan (**4g**) and thiophene (**4h**), were also tolerated. These common motifs are typically found in drug molecules. However, they generally represent a significant tolerability challenge for synthetic methods.^{14a} The corresponding MCR products **4** were obtained with good yields and complete diastereoselectivity. Importantly, the reduction potentials of the heterocyclic-containing substrates **1**, evaluated by cyclic voltammetry, are sufficiently negative ($E_{\text{red}} < -2.0$ V vs. Ag/AgCl, see ESI†) to remain out of reach of most commonly used photoredox catalysts.⁵ Therefore, SET-based reduction methods to generate the target radicals and trigger this MCR process would require strong reductants, greatly limiting functional group compatibility.

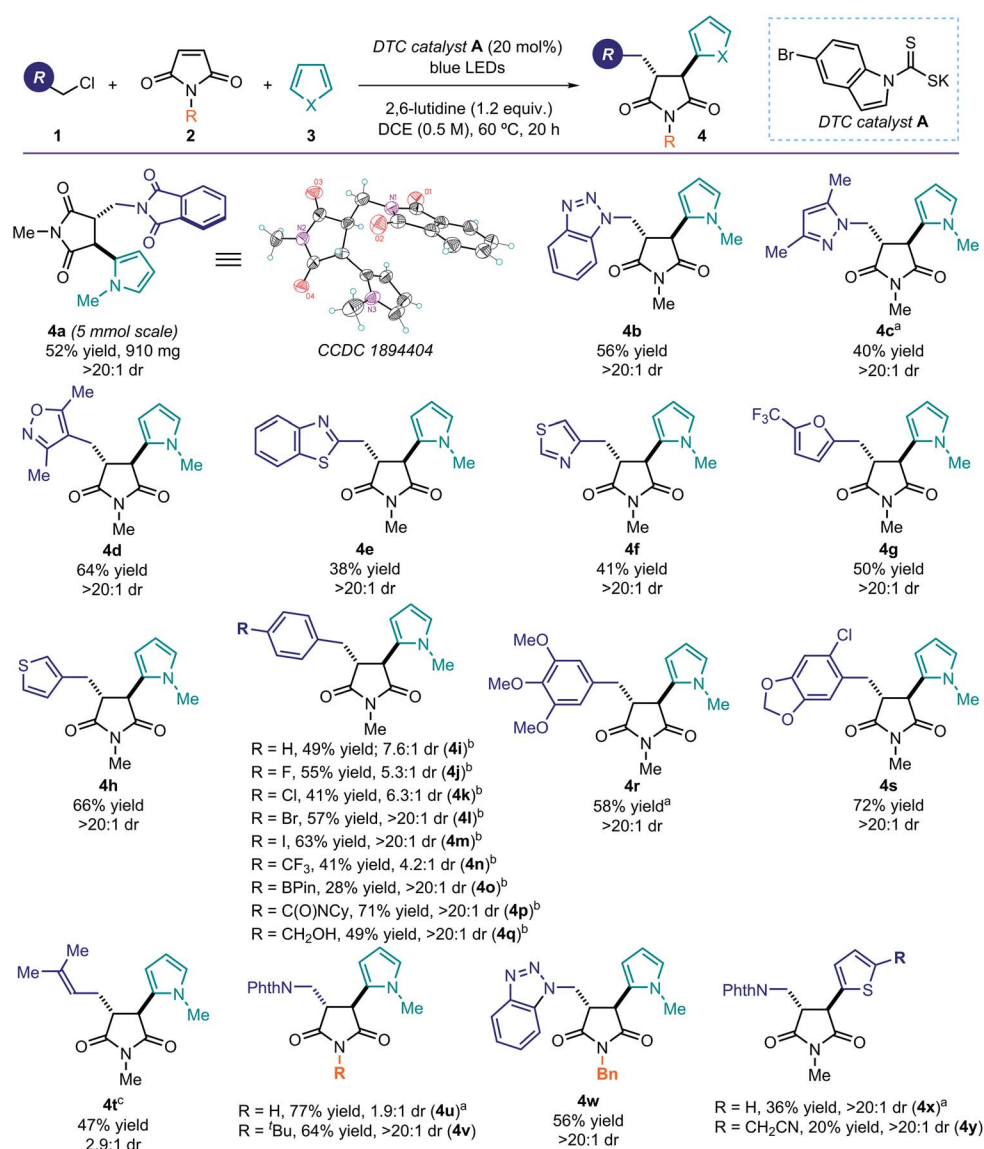


Fig. 3 Reaction scope: reactions performed on 0.5 mmol scale using 1.5 equiv. of **1**, 10 equiv. of **3**, and 1.0 mL of 1,2-dichloroethane; yields of products **4** refer to isolated material after purification. ^aNMR yield determined using 1,1,2-trichloroethylene as the internal standard. ^bThe corresponding bromides **1** were used as radical precursors. ^c3 equiv. of **1**; NPhth: phthalimide.



Benzylic radical precursors, bearing both electron-rich and electron-poor aryl substituents, were also competent substrates, affording the complex products in moderate to high chemical yields (**4i–4s**, 28–72% yield). Reactive functional groups, including an aryl iodide (**4m**), a boron ester (**4o**), an amide (**4p**), and a free alcohol (**4q**), were all tolerated and activated exclusively at the desired benzylic position. Regarding the diastereoselectivity, full control was achieved with electron-rich benzyl systems, while the presence of electron-withdrawing moieties affected the relative stereocontrol (**4i–k**, **4n**). In addition, prenyl chloride, which delivered an allylic radical upon activation, could be successfully used in the MCR (product **4t**), albeit with reduced diastereoselectivity. The N-protecting group of the maleimide **2** was found to be important for stereocontrol, as unprotected maleimide resulted in low diastereoselectivity (product **4u**). Substrates **2** bearing more encumbered protecting groups were well tolerated (adducts **4v**, **4w**), and thiophene was found to be an alternative terminal radical trap (**4x** and **4y**). A complete list of moderately successful and unsuccessful substrates for this radical MCR strategy is reported in Section D, Fig. S5 of the ESI.†

To showcase the system's synthetic utility, we used this strategy to prepare highly functionalized pyrroles, which are relevant motifs found in natural products, pharmaceuticals, and materials.¹⁸ Specifically, we envisioned an assembly line protocol that combines two sequential radical processes, governed by the DTC catalyst **A** and visible light, to achieve a 2,5-difunctionalization of a commercial pyrrole building block (Scheme 1a). First, the photochemical activation of chloroacetonitrile **5** by **A** generates an electrophilic radical, which is readily intercepted by *N*-methyl pyrrole to deliver the functionalized intermediate **6** in 92% yield.⁸ By exploiting the residual nucleophilic character of C5, the pyrrole **6** was then used in the MCR process with *N*-(chloromethyl)phthalimide **1a** and *N*-methylmaleimide **2a** to rapidly assemble the difunctionalized pyrrole **7** from commercially available substrates.

Finally, we demonstrated that the succinimide moiety within the MCR products **4** can be readily transformed into a pyrrolidine, which is a synthetically and biologically relevant framework.¹⁹ As highlighted in Scheme 1b, the reduction of adduct **4w** with LiAlH₄ affords the corresponding *trans*-3,4-disubstituted

pyrrolidine **8**. This transformation further testifies to the potential of this MCR strategy to cover biologically relevant chemical space.

Conclusions

We have developed a visible-light-mediated three-component radical strategy, which couples readily available alkyl chlorides, maleimides, and heteroaromatic fragments to rapidly generate complex products. The MCR is founded upon an S_N2-based radical-generation strategy, which is not reliant on the redox properties of the radical precursors and therefore overcomes the limitations of photoredox chemistry. The redox neutral conditions of this process make it tolerant of redox-sensitive substrates and allow the installation of multiple biologically relevant heterocycles within the products. These findings, along with the experimental simplicity and the low cost of the catalyst, suggest that this method can inspire the design of other voltage-independent radical applications and would be amenable to interrogating new chemical space in medicinal chemistry.

Conflicts of interest

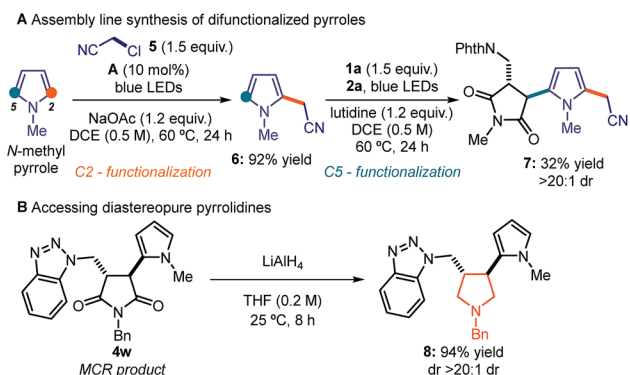
There are no conflicts to declare.

Acknowledgements

Financial support was provided by MICIU (CTQ2016-75520-P), the AGAUR (Grant 2017 SGR 981), and the European Research Council (ERC-2015-CoG 681840 - CATA-LUX). S. C. thanks the MEFP for an FPU predoctoral fellowship (ref. FPU14/06541).

Notes and references

- (a) K. C. Nicolaou, D. J. Edmonds and P. G. Bulger, *Angew. Chem., Int. Ed.*, 2006, **45**, 7134–7186; (b) L. F. Tietze, G. Brasche and K. M. Gericke, in *Domino Reactions in Organic Synthesis*, Wiley-VCH, Weinheim, 2006.
- (a) A. Studer and D. P. Curran, *Angew. Chem., Int. Ed.*, 2016, **55**, 58–102; (b) M. Yan, J. C. Lo, J. T. Edwards and P. S. Baran, *J. Am. Chem. Soc.*, 2016, **138**, 12692–12714.
- (a) V. Liautard and Y. Landais, 'Free-radical Multicomponent Processes', in *Multicomponent Reactions in Organic Synthesis*, ed. J. Zhu, Q. Wang and M.-X. Wang, Wiley-VCH, 2015, ch. 14, pp. 401–438; (b) E. Godineau and Y. Landais, *Chem.–Eur. J.*, 2009, **15**, 3044–3055.
- J. Lalevée and J. P. Fouassier, 'Overview of Radical Initiation', in *Encyclopedia of Radicals in Chemistry, Biology and Materials*, ed. C. Chatgililoglu and A. Studer, John Wiley & Sons, 2012, vol. 1, pp. 37–56.
- (a) M. H. Shaw, J. Twilton and D. W. C. MacMillan, *J. Org. Chem.*, 2016, **81**, 6898–6926; (b) J. K. Matsui, S. B. Lang, D. R. Heitz and G. A. Molander, *ACS Catal.*, 2017, **7**, 2563–2575; (c) L. Buzzetti, G. E. M. Crisenza and P. Melchiorre, *Angew. Chem., Int. Ed.*, 2019, **58**, 3730–3747.



Scheme 1 (A) Photochemical radical assembly line and (B) derivatization of MCR products.



- 6 (a) M. P. Plesniak, H.-M. Huang and D. J. Procter, *Nat. Rev. Chem.*, 2017, **1**, 0077; (b) L. J. Sebren, J. J. Devery and C. R. J. Stephenson, *ACS Catal.*, 2014, **4**, 703–716; (c) S. Garbino, D. Ravelli, S. Protti and A. Basso, *Angew. Chem., Int. Ed.*, 2016, **55**, 15476–15484.
- 7 H. G. Roth, N. A. Romero and D. A. Nicewicz, *Synlett*, 2016, 27, 714–723.
- 8 B. Schweitzer-Chaput, M. A. Horwitz, E. de Pedro Beato and P. Melchiorre, *Nat. Chem.*, 2019, **11**, 129–135.
- 9 Substrates bearing thio functions, including xanthates, have been extensively used in stoichiometric amounts to efficiently generate radicals, see: (a) D. H. R. Barton and S. W. McCombie, *J. Chem. Soc., Perkin Trans. 1*, 1975, 1574–1585; (b) D. H. R. Barton and S. Z. Zard, *Pure Appl. Chem.*, 1986, **58**, 675–684; (c) P. Delduc, C. Tailhan and S. Z. Zard, *J. Chem. Soc., Chem. Commun.*, 1988, 308–310; (d) S. Z. Zard, *Angew. Chem., Int. Ed.*, 1997, **36**, 672–685.
- 10 For a study discussing the high nucleophilicity of dithiocarbonate and dithiocarbamate anions of type **A**, see: X.-H. Duan, B. Maji and H. Mayr, *Org. Biomol. Chem.*, 2011, **9**, 8046–8050.
- 11 For studies discussing the tendency of thiocarbonyl compounds of type **I** to generate radicals upon photolytic cleavage, see: (a) D. H. R. Barton, M. V. George and M. Tomoeda, *J. Chem. Soc.*, 1962, 1967–1974; (b) J. Lalevée, N. Blanchard, M. El-Roz, X. Allonas and J. P. Fouassier, *Macromolecules*, 2008, **41**, 2347–2352.
- 12 Few examples of carbo-difunctionalization of maleimides *via* radical MCRs have been reported, see: (a) C. Cadot, P. I. Dalko, J. Cossy, C. Ollivier, R. Chuard and P. Renaud, *J. Org. Chem.*, 2002, **67**, 7193–7202; (b) A. P. Schaffner, K. Sarkunam and P. Renaud, *Helv. Chim. Acta*, 2006, **89**, 2450–2461; (c) Q. Huang and S. Z. Zard, *Org. Lett.*, 2017, **19**, 3895–3898; (d) Q. Huang and S. Z. Zard, *Org. Lett.*, 2018, **20**, 5304–5308. For the use of *N*-protected pyrroles, see: (e) J. Tang, J.-J. Yue, F.-F. Tao, G. Grampp, B.-X. Wang, F. Li, X.-Z. Liang, Y.-M. Shen and J.-H. Xu, *J. Org. Chem.*, 2014, **79**, 7572–7582. For a pioneering carbo-heteroatom functionalization of maleimides *via* radical paths, see: ; (f) D. H. R. Barton and M. Ramesh, *J. Am. Chem. Soc.*, 1990, **112**, 891–892.
- 13 (a) M. L. Curtin, R. B. Garland, H. R. Heyman, R. R. Frey, M. R. Michaelides, J. Li, L. J. Pease, K. B. Glaser, P. A. Marcotte and S. K. Davidsen, *Bioorg. Med. Chem. Lett.*, 2002, **12**, 2919–2923; (b) M. J. Kornet, A. M. Crider and E. O. Magarian, *J. Med. Chem.*, 1977, **20**, 405–409; (c) A. M. Crider, T. M. Kolczynski and K. M. Yates, *J. Med. Chem.*, 1980, **23**, 324–326.
- 14 (a) D. C. Blakemore, L. Castro, I. Churcher, D. C. Rees, A. W. Thomas, D. M. Wilson and A. Wood, *Nat. Chem.*, 2018, **10**, 383–394; (b) W. R. Pitt, D. M. Parry, B. G. Perry and C. R. Groom, *J. Med. Chem.*, 2009, **52**, 2952–2963.
- 15 The parent ethyl xanthogenate anion, where the indole moiety in **A** is replaced by OEt, has an oxidation potential as low as +0.04 V *vs.* SCE, see: Ö. Dag, S. Ö. Yaman, A. M. Onal and H. Isci, *J. Chem. Soc., Dalton Trans.*, 2001, 2819–2824.
- 16 C. K. Prier, D. A. Rankic and D. W. C. MacMillan, *Chem. Rev.*, 2013, **113**, 5322–5363.
- 17 Previous approaches to generate the phthalimidomethyl radical required atom abstraction mechanisms or the use of stoichiometric xanthates; for examples see: (a) K. Yamada, Y. Matsumoto, S. Fujii, T. Konishi, Y. Yamaoka and K. Takasu, *J. Org. Chem.*, 2016, **81**, 3809–3817; (b) B. Quiclet-Sire and S. Z. Zard, *Org. Lett.*, 2008, **10**, 3279–3282.
- 18 (a) A. Fürstner, *Angew. Chem., Int. Ed.*, 2003, **42**, 3582–3603; (b) C. Schmuck and D. Rupprecht, *Synthesis*, 2007, 3095–3110.
- 19 (a) D. O'Hagan, *Nat. Prod. Rep.*, 2000, **17**, 435–446; (b) J. M. Schomaker, S. Bhattacharjee, J. Yan and B. Borhan, *J. Am. Chem. Soc.*, 2007, **129**, 1996–2003, and references therein.

