



Cite this: *Chem. Sci.*, 2018, 9, 4203

C4–H indole functionalisation: precedent and prospects

Jagadeesh Kalepu,^a Parthasarathy Gandeepan,^b Lutz Ackermann^b and Lukasz T. Pilarski^{a*}

C4-decorated indoles feature in a plethora of bioactive and functional compounds of importance to natural product synthesis, material sciences, as well as crop protection and pharmaceutical industries. Traditionally, their syntheses largely involved harsh stoichiometric metalations and radical reactions. However, transition metal catalysed C–H activation has recently evolved into a powerful strategy for the late-stage diversification of indoles at the C4–H position. Modern photoredox, enzymatic and precious transition metal catalysis represent the key stimuli for developing challenging C–C and C–Het bond forming transformations under mild reaction conditions. Herein, we discuss the evolution and application of these methods for the step-economical transformations of otherwise inert C4–H bonds up to December 2017.

Received 16th December 2017
Accepted 19th April 2018

DOI: 10.1039/c7sc05336c

rscl.li/chemical-science

1. Introduction

The ubiquity of carbon–hydrogen (C–H) bonds in organic compounds makes their selective substitution, in principle, one of the most efficient approaches to building molecular complexity. Recent years have witnessed an explosion of interest in the development of new transformations for this purpose. Consequently, C–H functionalisation has become firmly established at a frontier of synthetic methodology. It offers expedited, more efficient and previously impossible routes to a very wide variety of high-value compounds.¹ Advances in this area continue apace.

Indoles – which feature in many bioactive and functional molecules² – have come to serve as staple substrates in this context; the search for methods to functionalise the six distinct C–H bonds of indole has been the subject of many studies.³ However, highly regioselective approaches to transform C4–H, indole's least intrinsically reactive site, have been notably few in number,^{3a–d} despite the presence of C4-substituted indole motifs in many compounds of importance to chemical research (Fig. 1).

The vexed relationship between the C4–H of indole and C–H functionalisation technology is exemplified by – though by no means limited to – the synthesis of the natural product dictyodendrin B (Fig. 1). Elegant recent work has shown that all but one of the bonds around its indole nucleus (C2, C3, and C5–7 – shown in blue) may be constructed using catalytic C–H functionalisation strategies.⁴ The remaining C4–aryl bond, by contrast (shown in

red), forces disconnections to pre-functionalised substrates or requires stoichiometric palladium to assemble. More generally, there are few methods that deliver heteroatoms directly to the C4 position of indoles, despite the prominence of C4–heteroatom units in many high-value compounds. Of these, the majority are based on the use of toxic metals in stoichiometric amounts or otherwise on radical reactions with rather modest scope. The invention of new reaction systems able to overcome the comparative recalcitrance of the C4–H bond is, therefore, a highly attractive prospect.

Very recently, intriguing advances in this area have taken place. Transition metal-, enzyme-, radical- and photoredox-based approaches have suddenly made progress against

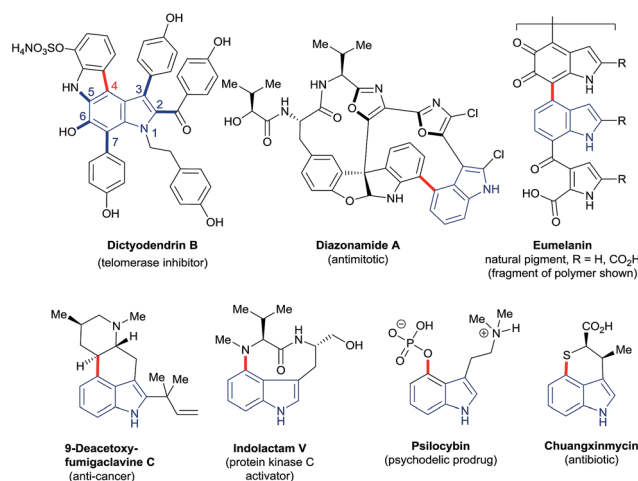


Fig. 1 Examples of biologically relevant molecules based on the indole motif (blue) with a C4–heteroatom, C4–C(sp³) or C4–C(sp²) bond (red).

^aDepartment of Chemistry – BMC, Uppsala University, Box 576, 75-123 Uppsala, Sweden. E-mail: Lukasz.Pilarski@kemi.uu.se; Web: <https://www.pilarski.org/>

^bInstitut für Organische und Biomolekulare Chemie, Georg-August-Universität Göttingen, Tammannstraße 2, 37077 Göttingen, Germany. E-mail: Lutz.Ackermann@chemie.uni-goettingen.de



indole's previously intransigent C4–H site at an unprecedented rate, expanding the scope of available transformations. This points to a bright future, not least because the progress has occurred without any strong convergence in terms of methods, metals or mechanisms. Herein, we trace the evolution of approaches to substituting indole's C4–H bond, from their early days to the current state-of-the-art. Where possible, we highlight connections in scope and the underlying principles between the new methods and the more established reactions from which they seemingly often take a cue. Various examples appear to point the way to promising new ground for prospecting.

2. Stoichiometric metalation

Early strategies for generating organometallic species reactive at the indole C4 position might seem outdated but are instructive to survey. Indeed, they often presage more advanced modern catalytic systems. Generally, one of three approaches has been pursued:

(a) Selecting appropriate coordinating and/or electron-withdrawing groups, especially on the pyrrolic ring of the indole, to encourage electrophilic metalation, *e.g.* by salts of Tl^{3+} or Hg^{2+} ;

(b) Altering the reactivity of the benzenoid ring *via* π -complexation to an electron-withdrawing transition metal fragment, such as $-Cr(CO)_3$;

(c) Exploiting substituents at C3 or C5 to effect *ortho*-directed lithiation.

The high toxicities of organo-thallium, -mercury and -chromium compounds undoubtedly preclude these methods from gaining broad acceptance. Nevertheless, such strategies offer an as-of-yet unsurpassed scope of available transformations and several seem to share their preferences, *e.g.* in terms of electronic or directing group effects, with more modern transition metal-catalysed reactions.

2.1 The early days: electrophilic thallation and mercuriation

Hollins and Colnago showed in 1979 that exposure of 3-carbonylindoles to $Tl(TFA)_3$ in trifluoroacetic acid (TFA) yields isolable, exclusively C4-thallated compounds **1** (Scheme 1A). Regioselectivity was proposed to result from the carbonyl group's tempering of C2 nucleophilicity and its role as a directing group for the electrophilic Tl^{3+} centre. Compound **1** could be derivatised in various ways, including *via* iodination and reductive deuteration (**2**).⁵ 3-Formyl-4-iodoindoles (**2a**) accessed this way underwent efficient nucleophilic aromatic substitution by alkoxy nucleophiles⁶ or photochemical arylation with benzene or furan⁷ and have been used even recently as intermediates in the construction of ergoline analogues.⁸ Several studies revealed that key intermediate **1** can couple *via* palladium catalysis with organosilanes,⁹ (hetero)aryl boronic acids⁷ or organostannanes¹⁰ (**2c–h**), albeit in moderate yields at best. Analogous C4 mercuriation using $Hg(OAc)_2$ under acidic conditions has also been described (Scheme 1B), and proceeds with or without carbonyl substituents at the C3 position, but requires an electron-withdrawing 4-toluenesulfonyl (Ts) group



Scheme 1 Early work on C(4)–H functionalisation *via* complexes of Tl and Hg.

on the indole nitrogen to proceed cleanly, again presumably to deactivate C2. Intermediate **4** was iodinated *en route* to Stille coupling product **5**, a key intermediate for the natural product hapalindole **J**.¹¹

Several details in these early reports remain relevant to more recently developed systems. For example, the judicious choice of substituents at positions N1 and/or C3 to deactivate the pyrrolic ring is often of crucial importance for most transition metal-catalysed indole C4–H functionalisations. Yet more striking is the reliance of these methods specifically on carboxylate salts of thallium and mercury. The C–H mercuriations using $Hg(TFA)_2$ were instrumental in early studies of C–H activation. Detailed mechanistic work led Roberts and co-workers to propose as early as 1980 that Ar–H mercuriation might proceed *via* a concerted 6-membered transition state (Fig. 2, **6a**).¹² Yet, it was only at the turn of the 21st century that the importance of analogous mechanisms in catalytic C–H functionalisation emerged (Fig. 2, **6b**),¹³ eventually to include indole substrates.¹⁴ Innumerable modern transformations are now understood to proceed *via* concerted, carboxylate-assisted C–H metalation.¹⁵ The significance of such pathways has not

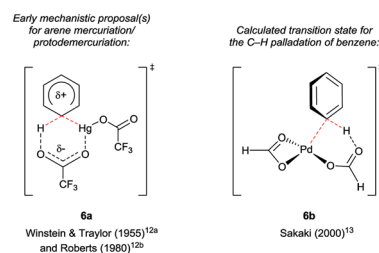


Fig. 2 Transition states through time: proposals on the key step in selected C–H bond activations involving carboxylate ligands.

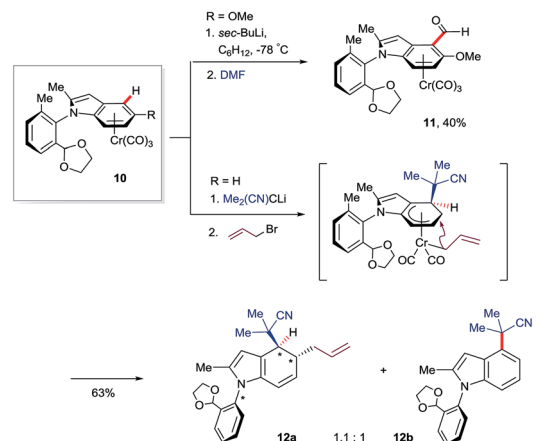
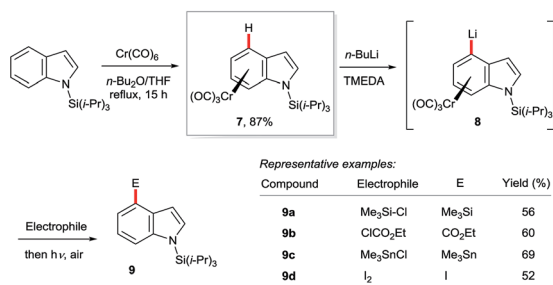


yet been explicitly investigated for the C4-H activation of indoles.

2.2 π -Complexation of indole's benzenoid ring

The π -complexation of (hetero)arenes to electron-withdrawing transition metal units can render their C-H bonds more kinetically acidic and their carbon centres more electrophilic.¹⁶ This strategy has been used only sparingly for indole derivatisation. Widdowson and co-workers showed that *N*-silyl indoles may be coordinated to the strongly electron-withdrawing $-\text{Cr}(\text{CO})_3$ fragment to give complex **7**, which can undergo C4-H lithiation (**8**, Scheme 2A).¹⁷ Electrophilic trapping, decomplexation and desilylation gave various corresponding C4-substituted products **9**. Isoelectronic complexes of manganese proved to be versatile electrophiles at the indole C4 position, but only dearomatised products were reported.¹⁸ Nearly two decades later, a related approach was used by Kamikawa and Uemura to install formyl groups (**10** to **11**) and effect the diastereoselective allylation of the benzenoid ring of indole to give dearomatised and axially chiral product **12a**.¹⁹ The C4-substituted indole **12b** was observed to form in near to equimolar amounts on failure of the allylation.

A. Stoichiometric C4 functionalisation via π -Cr complexes



B. Example Pd-catalysed C-H functionalisation via π -Cr complexes



Scheme 2 C-H functionalisations exploiting the reactivity of π -Cr complexes.

Recent work by the Larrosa group has shown that η^6 -coordination of arenes to the $-\text{Cr}(\text{CO})_3$ motif can enhance by several orders of magnitude the rate of carboxylate-assisted Ar-H activation using a palladium(0) catalyst (Scheme 2B).²⁰ Coordination to $-\text{Cr}(\text{CO})_3$ suppresses $\text{S}_{\text{E}}\text{Ar}$ pathways for ordinarily electron-rich arenes and facilitates distortion of the C-H bond *en route* to 6-membered transition states analogous to those shown in Fig. 2. This has broadened the scope of catalytic C-H functionalisation, although indoles, to the best of our knowledge, are yet to benefit.

2.3 Directed lithiations and indolyne reactivity

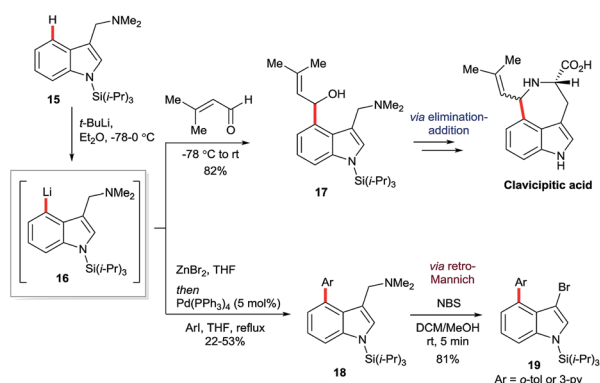
Gramine is a naturally-occurring indole-based alkaloid whose dimethylaminomethylene substituent can serve as a removable directing group²¹ for C4 lithiation. On quarternisation, the exocyclic amine can undergo elimination-additions or, otherwise, may be replaced *via* a retro-Mannich pathway (Scheme 3A).²² Iwao and Ishibashi synthesised clavicipitic acid *via* the directed C4 lithiation of *N*-silyl gramine **15** to furnish intermediate **16**. Subsequent electrophilic trapping gave the key alcohol intermediate **17** (Scheme 3B).²³ Snieckus and co-workers demonstrated several derivatisations of **16**, including its trapping with ZnBr_2 followed by Negishi coupling. Mild and rapid C3 bromination of the resulting biaryl **18** gave product **19**. Intermediates **16** could also undergo halogenation, hydroxylation, formylation and silylation.^{22b}

Garg and co-workers reported the *cine* substitution of indolyl carbamates **20** *via* their C4 lithiation (Scheme 4A).²⁴ The resulting intermediates could be trapped, *e.g.* by electrophilic borylation (**21**), and the carbamate directing group could be removed with the aid of reductive nickel catalysis. Boronate **21** could further be coupled in Suzuki and Chan-Lam protocols to

A. Substitution of the gramine sidechain



B. Representative gramine derivatisations via C4 lithiation



Scheme 3 Stoichiometric C3 and C4 gramine derivatisations.





Scheme 4 Transformations enabled by deprotonation of the C4–H.

give **22a** and **22b**, respectively. A similar strategy based on directed lithiation at C4 was used by the Garg group in the synthesis of 4,5-indolynes precursors **24**, this time with the use of $\text{Me}_3\text{Si}-\text{Cl}$ as the electrophile (Scheme 4A, transformation of **20** to **24**).²⁵

This advance worthy of note for the extraordinary synthetic versatility it unleashes. Arynes generated from fluoride-activated precursors admit a wide variety of carbon- and/or heteroatom-based groups, generally under mild conditions and with controlled regioselectivity.²⁶ 4,5-Indolynes undergo nucleophilic attack preferentially at its more linear carbon, C5.²⁷ However, this can be overturned by using substituent effects. Thus, precursor **25** (Scheme 4B), obtained from carbamate **23** via an additional directed bromination, gave 6-bromo-4,5-indolynes upon exposure to fluoride. The electronic influence of the bromide in 6-bromo-4,5-indolynes renders C4 more linear than C5, thereby switching the arynes' preferred regioselectivity (products **26a** and **26b**).²⁸ Nucleophiles may also be tethered such that they reach the C4 position, but not C5. For example, deprotonation of aryl bromide **27** at C4 leads to elimination to furnish the indolynes **28**. Its attack by the enolate moiety was used to construct the *N*-methylwelwitindolinone C isothiocyanate scaffold **29a**.²⁹

2.4 Stoichiometric oxidative C4–H functionalisation

3-Acyl or 3-formyl indoles undergo $\text{S}_{\text{E}}\text{Ar}$ reactions in poor yields and with low regioselectivity.³⁰ The oxidative, manganese-



Scheme 5 Oxidative cyclisation at C4 using stoichiometric Mn.

mediated cyclisation of substrate **30** to arylated ketone **31** is a rare example exploiting C4 as an electron-rich site in the absence of strong electronically-biasing groups on the indole (Scheme 5).³¹ Regioselectivity in this instance appears to be assisted strongly by the blocking substituent at C2. However, the significance of acetate in these and closely related reactions³² has not been specifically investigated. It is noteworthy that recent work on manganese-catalysed indole C–H functionalisation³³ has found that carboxylates can play a crucial role during the C–H metalation step.³⁴

3. Stoichiometric radical reactions

Arguably, the most spectacular C4–H indole functionalisation via a radical pathway is the Witkop cyclisation.³⁵ This photochemically-induced intramolecular reaction of α -haloacetamides is able to close 7, 8 or 9-membered cyclic lactams with good C4 regioselectivity, even in the absence of N1 or C2 substituents. Such remarkable features have fuelled interest in the Witkop cyclisation as a strategy in complex natural product synthesis (*e.g.*, that of diazonamide **A**³⁶ – see Fig. 1). The transformation occurs most efficiently with electron-rich indole substrates, although typical yields are moderate. The most widely accepted mechanism is depicted in Fig. 3. The indole chromophore undergoes photon-induced electron transfer (PET), subsequent loss of a chloride anion, radical cyclisation

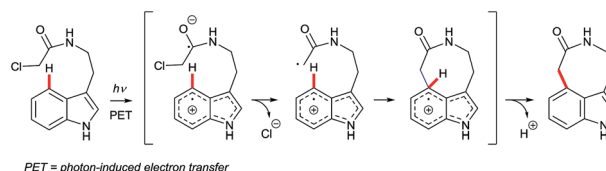


Fig. 3 Mechanism of the Witkop cyclisation.



Scheme 6 DTBP-mediated C4-selective alkylation of indoles.



and deprotonation to deliver the aromatic product. The Witkop cyclisation has been reviewed recently by Gaich and co-workers.^{3d}

Yi and Xiu disclosed a radical-based cross dehydrogenative coupling (CDC) of indoles and simple (cyclo)alkanes using di-*tert*-butyl peroxide (DTBP) as the oxidant (Scheme 6).³⁷ C5-Substituted indoles showed a strong preference for C4 selectivity to give products 32, while C6-substituted substrates (not shown here) gave both C4- and C7-alkylation, with a slight preference for the latter.

4. Transition metal-catalysed C–H functionalisation

The greatest number of recent advances in the functionalisation of the C4–H bond of indoles have come from transition metal catalysis.^{3a,3b} The majority of these use a directing group (DG) at the C3 position. Interestingly, weakly-coordinating groups, such as aldehydes, ketones and amides, have proven most successful. These may be expected also to facilitate C2–H functionalisations. Thus, the most interesting cases for the purposes of this perspective are those in which the C4–H position is substituted preferentially in potential competition with C2–H. Many such transformations presumably proceed *via* 6-membered metallacycle intermediates of type 33a (Fig. 4), rather than the corresponding 5-membered metallacycles 33b, despite what must be inherently greater ring strain in the former. Hitherto, mechanistic insights into the principles behind such regioselectivity have been sparse.

Explicit comparisons between stoichiometric and catalytic C4–H functionalisations of indoles are rare in the literature. It seems probable, however, that some of the same factors are key to success for both. For instance, carbonyl-based DGs and high-valent, electrophilic and/or carboxylate metal salts seem at least to hint at the importance of deactivating indole's pyrrolic ring and priming C4–H for electrophilic attack or carboxylate-assisted concerted C–H activation. In the course of developing new reactions, several groups have reported unusual mechanistic data which may yet serve to expand considerably the range of possible indole C4–H functionalisations.

4.1 Ruthenium

In 2013, Prabhu and co-workers reported a regioselective C4–H alkenylation of 3-formyl indoles under ruthenium(II) catalysis (Scheme 7A).³⁸ The reaction was accomplished with 0.5 equivalents of Cu(OAc)₂·H₂O under aerobic reaction conditions. A



Fig. 4 Putative metallacyclic intermediates arising from carbonyl-group directed C4–H and C2–H activation.



Scheme 7 Ru(II)-catalysed C4 alkenylation of 3-formyl indoles.

variety of activated alkenes, such as acrylates, vinyl ketone, acrylonitrile, and styrenes were effective, giving the desired products 35 in moderate to good yields. C4-Alkenyl indoles were the major products from competition experiments between 3-formyl and *N*-benzoyl directing groups, on the same or separate substrates (Scheme 7B). The Prabhu group also observed that, under very closely-related conditions, the electronic properties of carbonyl-based directing groups had a major influence on the site-selectivity of the C–H activation.³⁹ For example, deuterium incorporation studies revealed that H/D exchange at C4 was much more extensive than at C2 for a 3-trifluoroacetyl indole compared to its 3-acetyl counterpart (see Section 4.2.1). This was true for both [RuCl₂(*p*-cymene)]₂ and [Cp*RhCl₂]₂ catalyst precursors (Scheme 8), although, in contrast to 3-formyl indoles, only [Cp*RhCl₂]₂ gave C4-alkenylated products for this



Scheme 8 Ru(II)- and Rh(III)-catalysed C2– and C4–H/D exchange observed for electronically distinct directing groups.





Scheme 9 General schematic for net *meta*-selective C–H functionalisation of arenes *via* ruthenium σ -complex activation.

specific substrate class.³⁹ The authors reasoned for these observations that the trifluoroacetyl group may be unable to coordinate the metal centre prior to C–H activation, and that instead it might stabilise the σ -complex only after metalation. The formyl directing group can be removed following the C–H functionalisation.²¹

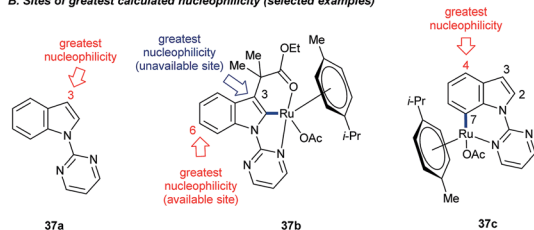
The use of *ortho*-directing groups has become the preeminent strategy for steering site selectivity in the transition metal-catalysed C–H functionalisation of (hetero)arenes.^{21,40} The search for complementary methods to functionalise aromatic C–H bonds *meta* or *para* with respect to a directing group has, accordingly, attracted growing levels of interest in recent years.⁴¹ Advances in this area are represented by the key findings of Frost and Ackermann on *meta*-selective ruthenium-catalysed C–H functionalisation.⁴² A range of related *meta*-selective C–H transformations has been disclosed since (represented by the transformation shown in Scheme 9), along with a growing body of evidence that the involved ruthenacyclic intermediates undergo functionalisation *para* to the C–Ru bond (*meta* to the directing group) *via* single electron transfer processes.⁴³

On extending their studies to indole substrates **36**, the Frost group developed an elegant, catalytic C6–H selective alkylation (Scheme 10A).⁴⁴ Calculated Fukui indices suggested that C6 was the most nucleophilic available position on the proposed C2-ruthenated intermediate **37b**; the parent pyrimidyl indole **37a** was most nucleophilic at C3 (C6 was the 5th most nucleophilic site in **37a**). A further intriguing finding, however, was that C7

A. Ru-catalysed C6–H selective indole alkylation enabled by C2 metalation



B. Sites of greatest calculated nucleophilicity (selected examples)



Scheme 10 Catalytic C6–H functionalisation of indole is enabled by C2–H ruthenation; calculations suggest analogous C4–H activation may be possible.



Scheme 11 Selected aspects of C–H/D exchange observed in the silylation of gramines catalysed by electron-rich Ru species.

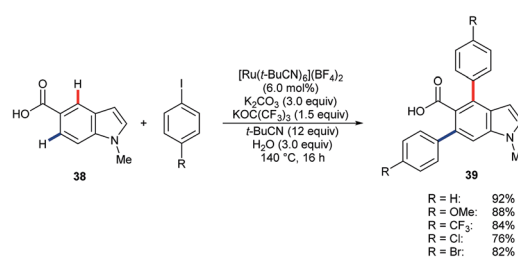
ruthenation would be expected to render C4 the most nucleophilic position overall in complex **37c**, raising the exciting prospect of functionalising indole at C4 *via* the activation of remote C–H bonds.⁴⁵ Frost and co-workers subsequently revealed that this strategy is effective for the analogous C4–H derivatisation of carbazoles.⁴⁶

In 2016, Pilarski and co-workers reported the ruthenium-catalysed C2–H silylation of gramines.⁴⁷ The reaction used electron-rich ruthenium catalysts to avoid cleavage of the directing group; electrophilic metals are known to cleave the exocyclic amine⁴⁸ (*cf.* Scheme 3A). Significant C4–H/D exchange occurred when the reaction was conducted with deuterated versions of either or both coupling partners (Scheme 11). Although C4–H silylation was not observed, and C2–H activation was always preferred, the activation of the C4–H bond by electron-rich ruthenium species, presumably *via* oxidative addition, is unique. Greater levels of C4–H/D exchange found in C2-silylated products are consistent with the silane acting as a blocking group and perhaps helping to position the directing group and Ru centre over the C4 position. The C2–H selective silylation of tryptamines was also efficient, but they did not undergo the analogous C4–H/D exchange.⁴⁷

Larrosa and co-workers have shown that $[\text{Ru}(t\text{-BuCN})_6](\text{BF}_4)_2$ catalyses the efficient diarylation of carboxylic acid **38** to give products **39** (Scheme 12).⁴⁹ Silver(i) or copper(ii) additives, as included in many other systems, were not required. However, C2–H or C4–H arylation did not take place for the corresponding 3-indole carboxylic acid substrate.

4.2 Rhodium

4.2.1 Reactions with alkenes. The Prabhu group have demonstrated that site selective C4–H alkenylation of indoles could be achieved under rhodium(III) catalysis using a trifluoroacetyl group at the C3 position (Scheme 13).³⁹ Interestingly,



Scheme 12 Ru-catalysed C4–H and C6–H arylation using a C5-based DG.





Scheme 13 Rh(III)-catalysed C4 selective C–H alkenylation of 3-trifluoroacetyl indoles.

an acetyl group in place of a trifluoroacetyl group led exclusively to C2 selective alkenylations under similar reaction conditions. Jia and co-workers described a related protocol for the C4-alkenylation of unprotected 3-formyl indoles. The reaction worked on up to a 20 g scale and proved useful as a key step in the total synthesis of the alkaloids (–)-agroclavine and (–)-elymoclavine.⁵⁰ The observation that such similar conditions, with respect to the additives and solvent involved, could efficiently give complementary site selectivities is a strong testament to the complementary nature of the ruthenium and rhodium catalysts' modes of action.⁵¹ As shown below, rhodium-based catalysts have shown high levels versatility in C4–H functionalisation, both with respect to reaction scope as well as directing group compatibility.

In another contrast with ruthenium catalysis,⁴⁹ rhodium-catalysed alkenylation was found by Zhang and co-workers to work on 3-indolecarboxylic acids. Here, efficient C–H activation at both the C2 and C4 sites took place, followed by *in situ* decarboxylation (Scheme 14).⁵² This builds on wider developments on the use of carboxylic acids as 'traceless' directing groups, which can be used to reveal decorated (hetero)arenes with otherwise difficult-to-access substitution patterns.⁵³

In their recent studies on rhodium(III)-catalyzed C–H activation and hydroarylation protocol, Ellman and co-workers showed examples of the C4–H alkylation of indoles using nitroalkenes (Scheme 15).⁵⁴ In these cases, regioselectivity was controlled by the amide DG at the C3 position.

4.2.2 Annulation reactions. In 2014, You and co-workers examined the reactions of 3-formyl and 3-acetyl indoles with



Scheme 14 Rh(III)-catalysed C4 alkenylation using traceless carboxylic acid DG.



Scheme 15 Rh(III)-catalysed C4–H alkylation with nitroalkenes.

alkynes under Rh(III) catalysis (Scheme 16A).⁵⁵ Unexpected benzo-fused oxindoles **40** were found to form as the major product *via* C4–H activation, alkyne insertion and cyclisation with the carbonyl DG at the C3 position. The reaction proceeded most efficiently with AgSbF₆ and Ag₂CO₃ as the oxidant, while other additives typically used in rhodium-catalysed C4–H functionalisation, including various carboxylate salts or their conjugate acids, proved detrimental. Functional group tolerance extended to halogen, ether, ester and aryl groups positioned variously on either coupling partner. Impressively, alkyl-aryl alkynes reacted with complete regioselectivity.

The authors performed ¹⁸O labelling experiments to elucidate aspects of the mechanism. A key finding was that the carbonyl oxygen in the product originated from the aldehyde or ketone starting material. Addition of ¹⁸OH₂ also led to greater

A. Rh-catalysed synthesis of benzo-fused oxindoles via C4-H functionalisation



B. Proposed mechanism based on ¹⁸O labelling studies



Scheme 16 Rh(III)-catalysed C4–H activation and annulation of indolyl aldehydes or ketones with alkynes.



levels of ^{18}O incorporation, hinting at the role of water in an oxygen transposition. Based on the mechanistic studies, the catalytic cycle depicted in Scheme 16B was proposed.⁵⁵ Following directed electrophilic rhodation of the starting material to give intermediate **A**, alkyne insertion is suggested to give 8-membered rhodacycle **B**. Attack onto the carbonyl group (**B** to **C**) and proto-derhodation closes the catalytic cycle. Intermediate **D** undergoes water transposition *via* **E** and the resulting alcohol **F** is oxidised to give the product.

Whilst this manuscript was under review, Prabhu and co-workers reported an intriguing Rh(III)-catalysed formal oxidative [2 + 2 + 2] benzannulation of involving C4–H and C5–H functionalisation.⁵⁶

In late 2017, Li and co-workers reported the rhodium-catalysed coupling of indoles with diazo esters (Scheme 17).⁵⁷ They showed that ketone groups present at C3 could direct either a C2-selective annulation to give lactones **41** or otherwise an alkylation at C4 to provide products **42**. These developments fit in as a wider set of recent work on using the migratory insertion of carbenes as a strategy in coupling reactions,⁵⁸ including specifically rhodium-catalysed C–H functionalisation.^{58a}

4.3 Palladium

4.3.1 Functionalisations of tryptophan derivatives. The invention of methods for the selective C–H functionalisation of amino acids and peptide residues is an important pursuit. Such methods provide more direct and efficient routes to functionalised proteins than do traditional reactions founded on pre-functionalised coupling partners.⁵⁹ The tryptophan residue has been the subject of various studies in this context⁶⁰ but, to date, only two catalytic systems are known for addressing its C4–H bond. The first is a single example of palladium-catalysed C4–H alkenylation reported by Yu and co-workers in 2008.⁶¹ A modified version of the same system was described by Jia and co-workers in 2013, who demonstrated an expanded scope (Scheme 18) and an application of the methodology to the synthesis of clavicipitic acid (structure shown in Scheme 3B).⁶² Both systems used bulky N1 substituents to block the C2 position.

4.3.2 Functionalisations using organoiodides and iodonium reagents. In 2017, Shi and co-workers described an ambient-temperature fluoroalkylation of *N*-methyl indoles



Scheme 17 Complementary Rh(III)-catalysed C2–H and C4–H functionalisation of indoles based on diazo ester reactivity.



Scheme 18 Pd-catalysed oxidative C4–H alkenylation of protected tryptophans.

using fluoroalkyliodonium triflate salts (Scheme 19A).⁶³ Moderate to good yields were observed with ketones as directing groups at C3 and poor yields with aldehydes. Ester-, amide- and carboxylic acid-based directing groups fell short in giving the desired products. The system demonstrated tolerance of various functional groups, including pinacolato boronates, which are excellent handles for late-stage manipulation. Fluorinated compounds are crucial structural motifs to medicinal and materials chemistry, and hence their mild and selective synthesis is an area of considerable importance.⁶⁴

The Shi group reported two complementary systems for the arylation of 3-pivaloyl-indoles at C4 and C5 (Scheme 19B).⁶⁵ The C4-selective reaction uses $[\text{PdCl}_2(\text{PPh}_3)_2]$ as the catalyst precursor, aryl iodides as coupling partners and Ag_2O as a halogen scavenger to deliver products **43** through a key reductive elimination step at palladium(IV) centre. A combination of copper(I) thiophene-2-carboxylate (CuTc) and diaryliodonium triflate reagents gave C5-selective arylation (**45**). The sterically demanding pivaloyl directing group, which can be removed *via* a retro-Friedel–Crafts reaction, proved important to the success of both reactions. The palladium-catalysed C4–H arylation is proposed to involve electrophilic palladation at C4 and a Pd(IV) metallacycle, which forms after oxidative addition to ArI (**44**).⁶⁶ The innovative C5–H arylation is analogous to ground-breaking work by the Gaunt group on *meta*-selective C–H functionalisation of arenes.⁶⁷ Shi and co-workers proposed that the reaction



Scheme 19 Pd-catalysed C4 alkylation and arylation.





Scheme 20 Palladium-catalysed C4–H arylation using a transient directing group.

proceeds *via* transition state **46**.^{65,68} It is worth noting that, more generally, various combinations of palladium, copper and silver reagents have been used to great effect in delivering complementary regioselectivities in indole C–H functionalisation catalysis.⁶⁹

Yu and co-workers reported the palladium-catalysed C4–H arylation of *N*-tosyl-3-formylindole using amino acid **47** as an additive to form a transient imine directing group (Scheme 20).⁷⁰ Only a single example was described, but it indicates the potential for using this strategy as the basis for a broader range of transformations in the future.

4.4 Iridium

Iridium-catalysed C–H borylation offers excellent regioselectivity at mild reaction temperatures⁷¹ without the need for preinstalled directing groups, although directed versions have also been developed.⁷² This, and the versatility of pinacolato boronates as chemical handles, renders iridium-catalysed C–H borylation an enormously enabling technology with wide-ranging applications. Tse and co-workers reported⁷³ in 2007 that, whilst the C–H borylation of C2-substituted indoles occurs preferentially at C7,⁷⁴ the 4,7-diborylated products **48** can be obtained if sufficient $B_2(\text{pin})_2$ is used (Scheme 21).⁷⁵ In principle, this approach could prove complementary or even superior to C4 lithiation but its potential is presently underdeveloped.

Following the report by Tse, iridium-catalysed C4–H functionalisation of indoles experienced a decade-long hiatus. Then, a sudden flurry of reports appeared that marked a significant leap forward in indole C4–H activation methodology. The first of these was by Prabhu and co-workers, who showed that carbonyl-directed C4–H amidation was viable using $[\text{IrCp}^*\text{Cl}_2]_2$ and sulfonyl azides.⁷⁶ Shortly thereafter, You and co-workers described a related set of conditions for the equivalent reaction using $[\text{Cp}^*\text{Ir}(\text{OAc})_2]_2$ (Scheme 22).⁷⁷ Both research groups found that the reaction was compatible with indoles that were unprotected at N1 and with a variety of directing groups at C3,



^a 85:15 mixture of 4,7-diborylated product/5,7-diborylated product.

Scheme 21 Ir-catalysed C7–H and C4–H borylation.



Scheme 22 Two sets of conditions for the Ir-catalysed C4–H amidation of indoles.

including aldehydes, ketones, esters, amides and carboxylic acids. Moreover, a comparatively broad functional group tolerance was described. These features mark a significant advantage over the substrate specificity found for many of the above-mentioned ruthenium-, rhodium-, and palladium-catalysed C4–H transformations (*vide supra*) and mark a notable advance over preceding methods to introduce nitrogen-based groups to indole's C4 position. Both the Prabhu and You teams found that in deuterium exchange experiments H/D exchange occurs exclusively at C4. You and co-workers also found that the amidation gave useful yields even at room temperature, given sufficiently extended reaction times.

In recent years, photoredox catalysis has grown to offer powerful new options in molecular synthesis.⁷⁸ In 2017, Xia and co-workers published⁷⁹ a protocol for the C4–H trifluoromethylation of benzimidazoles under photoredox catalysis using $[\text{fac-Ir}(\text{ppy})_3]$, and Togni's reagent^{64c} as the $-\text{CF}_3$ source under blue light irradiation. The substrate scope included *N*-methylindole, which was found to convert to a mixture of the corresponding 3- and 4-trifluoromethylated products (**49**) in a 1 : 2 ratio and a combined 52% yield (Scheme 23A).

The importance of fluorinated compounds to pharmaceutical, agrochemical and materials chemistry, and the particularly mild conditions under which this C–H trifluoromethylation occurs, renders these findings an exciting development.^{64a,64b}



Scheme 23 Trifluoromethylation of indoles under photoredox conditions.





Scheme 24 Gold-catalysed annulative hydroarylation of indole at the C4 position.



Scheme 25 Fe-catalysed annulative synthesis of indolofurans.

Unfortunately, only the single example shown above is known so far. A version of the proposed mechanism adapted for the *N*-methylindole substrate is shown in Scheme 23B.

4.5 Gold

5-Hydroxyindole derivatives are abundant motifs in nature and display enhanced C4 nucleophilicity.⁸⁰ This was exploited by Sames and co-workers, who used a gold-based Lewis acid to promote the annulative hydroarylation of protected tryptamines (Scheme 24). This transformation did not proceed *via* C4-H auration, and decomposition products formed under equivalent conditions when indole substrates lacking C3 substituents were used, presumably *via* a competitive auration at C3.⁸¹ Auration of indole's C4-H bond, stoichiometrically or as part of a catalytic manifold, has not yet been reported.⁸²

4.6 Iron

Recent years have witnessed increasing attention shift towards the use of non-precious and less 'endangered' metals for C-H functionalisation catalysis.^{33,83} The natural abundance and low toxicity of iron renders it a particularly attractive metal around which to develop new catalytic technology.

Xia and co-workers' FeCl₃-catalysed construction of indolofurans **50** (Scheme 25) stands, at the time of writing, as the sole example of the use of any of these more sustainable metals in the functionalisation of indole's C4-H bond.⁸⁴ The reaction proceeds only in moderate yields and, unfortunately, involves toxic DDQ as an additive. However, Xia and co-workers could demonstrate its value in the concise synthesis of (±)-serotobenine.

5. Enzymatic C4-H functionalisation of indoles

The functionalisation of otherwise inert C-H bonds using biocatalysts, such as enzymes, has been recognised as an attractive tool for chemical synthesis owing to their excellent positional



Scheme 26 FgaPT2-catalyzed C4 prenylation of tryptophan and attendant mechanistic proposals.

selectivity and mild reaction conditions.⁸⁵ For instance, 4-dimethylallyltryptophan synthases FgaPT2 efficiently catalysed the transformation of *L*-tryptophan with dimethylallyl diphosphate (DMAPP) to C4-dimethylallyltryptophan **51** (Scheme 26),⁸⁶ a key step in the biosynthesis of ercot and clavine alkaloids.^{3c,87}

Mechanistic hypotheses for this transformation initially included variations of S_EAr at C4. However, recent studies have supported a route involving a C3 prenylation followed by a Cope rearrangement to give the C4 substituted product.⁸⁸ Gaich and co-workers reported evidence for the Cope rearrangement pathway based on studies using the bio-inspired model substrate **52**, which is designed to mimic conformational restrictions the enzyme might exert at its active site.⁸⁹ That its conversion to product **53** took place spontaneously at room temperature supports the viability of the enzymatic route. The ring system of indole **53** is also present in many naturally-occurring alkaloids, access to which may be granted by the prenylation-Cope rearrangement strategy.

Recently, the cyclopiasonic acid (CPA) biosynthetic gene, CpaD was shown to act as a C4 dimethylallyltransferases (DMAT) towards tryptophan-containing hydantoin, diketopiperazines and linear peptides **54** to give the corresponding prenylated derivatives **55** (Scheme 27).⁹⁰ Furthermore, findings



Scheme 27 C-4 selective prenylation of tryptophan derivatives using CpaD enzyme.





Scheme 28 Cytochrome P450-catalyzed C-4 nitration of L-tryptophan.

by Loria and Challis highlighted that TxtE is a new member of the cytochrome P450 (CYP) family that catalyses the C4 selective nitration of L-tryptophan using NO and O₂, which is a crucial step in the biosynthesis of thaxtomine A (Scheme 28).⁹¹

6. Conclusions and outlook

Indoles are key structural motifs in a plethora compounds relevant to medicinal chemistry, material sciences and crop protection. Whilst significant advances have been made in the diversification of the indole nucleus at various sites, strategies for the regioselective manipulation of the C4-H bond have lagged behind significantly and are still underdeveloped.

However, some very recent and major progress has been made. The development of new, transition metal-catalysed reactions, which draw intellectual inspiration from more traditional stoichiometric reactivity, together with new enzymatic and photoredox-catalysed processes, mark the emergence of promising and powerful tools for the site-selective functionalisation of otherwise inert indole C4-H bonds. Their most pronounced advantage is that they can obviate the requirement for particularly toxic or harsh metalations, including those involving mercury and thallium compounds.

Some key challenges remain, however. Although new catalytic reactivity has enabled several previously impossible C-C and C-N bond forming processes, the chemo-selective introduction of many other heteroatoms remains a largely unsolved problem. In this specific respect, Ir-catalysed methods have shown the most versatility to date and seem to hold particular promise for further developments using photoredox catalysis (Scheme 23B). The latter usually requires notably mild conditions. Similarly, we note that very few protocols to date take advantage of the unique reactivity of iodonium reagents (Schemes 19A and 23A).⁹² We anticipate that more developments in these areas will emerge, as systems shift towards ever milder conditions.

More widely, systems based on several metals have shown that the C4-H bond can be addressed selectively without pre-installed blocking groups at C2. However, compromise is still required: individual systems that achieve this can seem sensitive to the precise electronic nature of the directing group and various additives. A fuller mechanistic understanding is required of how specific combinations of catalysts, additives and directing groups conspire to achieve high levels of C4-H selectivity.

Finally, the sustainability of these C-H activation strategies remains to be improved by shifting towards earth-abundant and

generally less toxic 3d transition metal catalysts. Given the rapid ongoing growth of C-H functionalisation technology as an atom- and step-economical strategy in synthesis, further exciting developments are expected in this rapidly evolving research arena.

Conflicts of interest

There are no conflicts to declare.

Acknowledgements

Generous support by the Alexander von Humboldt foundation (fellowship to P. G.), and the DFG (SPP1807 and Gottfried-Wilhelm-Leibniz prize) is gratefully acknowledged. We also thank the Swedish Research Council (Vetenskapsrådet) and the Wenner-Gren Foundation (postdoctoral grant to J. K.) for financial support and acknowledge the contribution of COST Action CA15106 (C-H Activation in Organic Synthesis – CHAOS).

Notes and references

- (a) L. Ping, D. S. Chung, J. Bouffard and S. G. Lee, *Chem. Soc. Rev.*, 2017, **46**, 4299; (b) T. Cernak, K. D. Dykstra, S. Tyagarajan, P. Vachal and S. W. Krska, *Chem. Soc. Rev.*, 2016, **45**, 546; (c) H. M. L. Davies and D. Morton, *J. Org. Chem.*, 2016, **81**, 343; (d) T. Gensch, M. N. Hopkinson, F. Glorius and J. Wencel-Delord, *Chem. Soc. Rev.*, 2016, **45**, 2900; (e) J. Wencel-Delord and F. Glorius, *Nat. Chem.*, 2013, **5**, 369; (f) L. Ackermann, R. Vicente and A. R. Kapdi, *Angew. Chem., Int. Ed.*, 2009, **48**, 9792.
- (a) N. Kaushik, N. Kaushik, P. Attri, N. Kumar, C. Kim, A. Verma and E. Choi, *Molecules*, 2013, **18**, 6620; (b) J. B. Chen and Y. X. Jia, *Org. Biomol. Chem.*, 2017, **15**, 3550; (c) M. A. Corsello, J. Kim and N. K. Garg, *Chem. Sci.*, 2017, **8**, 5836; (d) L. S. Hegedus, *Angew. Chem., Int. Ed.*, 1988, **27**, 1113; (e) E. D. Głowacki, G. Voss, L. Leonat, M. Irimia-Vladu, S. Bauer and N. S. Sariciftci, *Isr. J. Chem.*, 2012, **52**, 540.
- (a) J. A. Leitch, Y. Bhonoah and C. G. Frost, *ACS Catal.*, 2017, **7**, 5618; (b) A. H. Sandtorv, *Adv. Synth. Catal.*, 2015, **357**, 2403; (c) D. D. Schwarzer, P. J. Gritsch and T. Gaich, *Synlett*, 2013, **24**, 1025; (d) P. J. Gritsch, C. Leitner, M. Pfaffenbach and T. Gaich, *Angew. Chem., Int. Ed.*, 2014, **53**, 1208; (e) G. Bartoli, G. Bencivenni and R. Dalpozzo, *Chem. Soc. Rev.*, 2010, **39**, 4449; (f) R. Dalpozzo, *Chem. Soc. Rev.*, 2015, **44**, 742; (g) S. Cacchi and G. Fabrizi, *Chem. Rev.*, 2005, **105**, 2873; (h) H. M. Davies and J. R. Manning, *J. Am. Chem. Soc.*, 2006, **128**, 1060.
- (a) A. K. Pitts, F. O'Hara, R. H. Snell and M. J. Gaunt, *Angew. Chem., Int. Ed.*, 2015, **54**, 5451; (b) A. D. Yamaguchi, K. M. Chepiga, J. Yamaguchi, K. Itami and H. M. Davies, *J. Am. Chem. Soc.*, 2015, **137**, 644; (c) An approach using stoichiometric Pd is reported: J. Liang, W. Hu, P. Tao and Y. Jia, *J. Org. Chem.*, 2013, **78**, 5810; (d) P. Tao, J. Liang and Y. Jia, *Eur. J. Org. Chem.*, 2014, **2014**, 5735.



- 5 R. A. Hollins, L. A. Colnago, V. M. Salim and M. C. Seidl, *J. Heterocycl. Chem.*, 1979, **16**, 993.
- 6 M. Somei, F. Yamada, M. Kunimoto and C. Kaneko, *Heterocycles*, 1984, **22**, 797.
- 7 M. Somei, H. Amari and Y. Makita, *Chem. Pharm. Bull.*, 1986, **34**, 3971.
- 8 S. Picard, F. Lecornué and G. Bashiardes, *Synlett*, 2014, **25**, 1106.
- 9 M. Somei, T. Ohta, J. Shinoda and Y. Somada, *Heterocycles*, 1989, **29**, 653.
- 10 J. P. Konopelski, J. M. Hottenroth, H. M. Oltra, E. A. Véliz and Z.-C. Yang, *Synlett*, 1996, **1996**, 609.
- 11 M. A. Brown and M. A. Kerr, *Tetrahedron Lett.*, 2001, **42**, 983.
- 12 (a) Incredibly, the equivalent pathway for the reverse reaction was suggested in 1955! S. Winstein and T. G. Traylor, *J. Am. Chem. Soc.*, 1955, **77**, 3747; (b) C. W. Fung, M. Khorramdel-Vahed, R. J. Ranson and R. M. G. Roberts, *J. Chem. Soc., Perkin Trans. 2*, 1980, 267.
- 13 For a seminal theoretical study, see: B. Biswas, M. Sugimoto and S. Sakaki, *Organometallics*, 2000, **19**, 3895.
- 14 S. Potavathri, K. C. Pereira, S. I. Gorelsky, A. Pike, A. P. LeBris and B. DeBoef, *J. Am. Chem. Soc.*, 2010, **132**, 14676.
- 15 (a) D. L. Davies, S. A. Macgregor and C. L. McMullin, *Chem. Rev.*, 2017, **117**, 8649; (b) L. Ackermann, *Chem. Rev.*, 2011, **111**, 1315; (c) S. I. Gorelsky, D. Lapointe and K. Fagnou, *J. Am. Chem. Soc.*, 2008, **130**, 10848.
- 16 A. R. Pape, K. P. Kaliappan and E. P. Kündig, *Chem. Rev.*, 2000, **100**, 2917.
- 17 P. J. Beswick, C. S. Greenwood, T. J. Mowlem, G. Nechvatal and D. A. Widdowson, *Tetrahedron*, 1988, **44**, 7325.
- 18 W. J. Ryan, P. E. Peterson, Y. Cao, P. G. Williard, D. A. Sweigart, C. D. Baer, C. F. Thompson, Y. K. Chung and T. M. Chung, *Inorg. Chim. Acta*, 1993, **211**, 1.
- 19 (a) K. Kamikawa, S. Kinoshita, M. Furusyo, S. Takemoto, H. Matsuzaka and M. Uemura, *J. Org. Chem.*, 2007, **72**, 3394; (b) K. Kamikawa, S. Kinoshita, H. Matsuzaka and M. Uemura, *Org. Lett.*, 2006, **8**, 1097.
- 20 (a) P. Ricci, K. Krämer and I. Larrosa, *J. Am. Chem. Soc.*, 2014, **136**, 18082; (b) P. Ricci, K. Krämer, X. C. Cambeiro and I. Larrosa, *J. Am. Chem. Soc.*, 2013, **135**, 13258.
- 21 F. Zhang and D. R. Spring, *Chem. Soc. Rev.*, 2014, **43**, 6906.
- 22 (a) L. Pérez-Serrano, G. Domínguez and J. Pérez-Castells, *ARKIVOC*, 2010, **3**, 23; (b) B. Chauder, A. Larkin and V. Snieckus, *Org. Lett.*, 2002, **4**, 815.
- 23 M. Iwao and F. Ishibashi, *Tetrahedron*, 1997, **53**, 51.
- 24 T. Mesganaw, N. F. Fine Nathel and N. K. Garg, *Org. Lett.*, 2012, **14**, 2918.
- 25 S. M. Bronner, K. B. Bahnck and N. K. Garg, *Org. Lett.*, 2009, **11**, 1007.
- 26 (a) M. Asamdi and K. H. Chikhalia, *Asian J. Org. Chem.*, 2017, **6**, 1331; (b) J. A. Garcia-Lopez and M. F. Greaney, *Chem. Soc. Rev.*, 2016, **45**, 6766; (c) J. Shi, Y. Li and Y. Li, *Chem. Soc. Rev.*, 2017, **46**, 1707; (d) F. I. M. Idiris and C. R. Jones, *Org. Biomol. Chem.*, 2017, **15**, 9044.
- 27 (a) A. E. Goetz, S. M. Bronner, J. D. Cisneros, J. M. Melamed, R. S. Paton, K. N. Houk and N. K. Garg, *Angew. Chem., Int. Ed.*, 2012, **51**, 2758; (b) G. Y. Im, S. M. Bronner, A. E. Goetz, R. S. Paton, P. H. Cheong, K. N. Houk and N. K. Garg, *J. Am. Chem. Soc.*, 2010, **132**, 17933.
- 28 S. M. Bronner, A. E. Goetz and N. K. Garg, *J. Am. Chem. Soc.*, 2011, **133**, 3832.
- 29 X. Tian, A. D. Hutters, C. J. Douglas and N. K. Garg, *Org. Lett.*, 2009, **11**, 2349.
- 30 M. Murase, T. Koike, Y. Moriya and S. Tobinaga, *Chem. Pharm. Bull.*, 1987, **35**, 2656.
- 31 V. Bhat, J. A. Mackay and V. H. Rawal, *Org. Lett.*, 2011, **13**, 3214.
- 32 J. Magolan and M. A. Kerr, *Org. Lett.*, 2006, **8**, 4561.
- 33 W. Liu and L. Ackermann, *ACS Catal.*, 2016, **6**, 3743.
- 34 (a) H. Wang, M. M. Lorion and L. Ackermann, *Angew. Chem., Int. Ed.*, 2017, **56**, 6339; (b) W. Liu, S. C. Richter, Y. Zhang and L. Ackermann, *Angew. Chem., Int. Ed.*, 2016, **55**, 7747; (c) L. Shi, X. Zhong, H. She, Z. Lei and F. Li, *Chem. Commun.*, 2015, **51**, 7136.
- 35 O. Yonemitsu, P. Cerutti and B. Witkop, *J. Am. Chem. Soc.*, 1966, **88**, 3941.
- 36 (a) J. Li, S. Jeong, L. Esser and P. G. Harran, *Angew. Chem., Int. Ed.*, 2001, **40**, 4765; (b) K. C. Nicolaou, D. Y. K. Chen, X. Huang, T. Ling, M. Bella and S. A. Snyder, *J. Am. Chem. Soc.*, 2004, **126**, 12888.
- 37 J. Xiu and W. Yi, *Catal. Sci. Technol.*, 2016, **6**, 998.
- 38 (a) V. Lanke and K. Ramaiah Prabhu, *Org. Lett.*, 2013, **15**, 6262; (b) For a Perspective on Ru-catalysed C–H alkenylations, see: S. I. Kozhushkov and L. Ackermann, *Chem. Sci.*, 2013, **4**, 886.
- 39 V. Lanke, K. R. Bettadapur and K. R. Prabhu, *Org. Lett.*, 2016, **18**, 5496.
- 40 O. Daugulis, J. Roane and L. D. Tran, *Acc. Chem. Res.*, 2015, **48**, 1053.
- 41 J. Li, S. De Sarkar and L. Ackermann, *Top. Organomet. Chem.*, 2016, **55**, 217.
- 42 (a) O. Saidi, J. Marafie, A. E. W. Ledger, P. M. Liu, M. F. Mahon, G. Kociok-Köhn, M. K. Whittlesey and C. G. Frost, *J. Am. Chem. Soc.*, 2011, **133**, 19298; (b) L. Ackermann, N. Hofmann and R. Vicente, *Org. Lett.*, 2011, **13**, 1875; (c) L. Ackermann, P. Novák, R. Vicente and N. Hofmann, *Angew. Chem., Int. Ed.*, 2009, **48**, 6045.
- 43 (a) J. A. Leitch and C. G. Frost, *Chem. Soc. Rev.*, 2017, **45**, 7145; (b) N. Hofmann and L. Ackermann, *J. Am. Chem. Soc.*, 2013, **135**, 5877; (c) A. J. Paterson, S. St John-Campbell, M. F. Mahon, N. J. Press and C. G. Frost, *Chem. Commun.*, 2015, **51**, 12807.
- 44 J. A. Leitch, C. L. McMullin, M. F. Mahon, Y. Bhonoah and C. G. Frost, *ACS Catal.*, 2017, **7**, 2616.
- 45 Pyrimidyl indoles undergo facile C2 ruthenation. Presumably, a different directing group may be required to effect C7-directed enhancement of C4–H functionalisation, C. Sollert, K. Devaraj, A. Orthaber, P. J. Gates and L. T. Pilarski, *Chem.–Eur. J.*, 2015, **21**, 5380.
- 46 J. A. Leitch, C. J. Heron, J. McKnight, G. Kociok-Kohn, Y. Bhonoah and C. G. Frost, *Chem. Commun.*, 2017, **53**, 13039.
- 47 K. Devaraj, C. Sollert, C. J. J. Gates and L. T. Pilarski, *Chem. Commun.*, 2016, **52**, 5868.



- 48 G. de la Herrán, A. Segura and A. G. Csáky, *Org. Lett.*, 2007, **9**, 961.
- 49 M. Simonetti, D. M. Cannas, A. Panigrahi, S. Kujawa, M. Kryjewski, P. Xie and I. Larrosa, *Chem.–Eur. J.*, 2017, **23**, 549.
- 50 J. Lv, B. Wang, K. Yuan, Y. Wang and Y. Jia, *Org. Lett.*, 2017, **19**, 3664.
- 51 X. Qi, Y. Li, R. Bai and Y. Lan, *Acc. Chem. Res.*, 2017, **50**, 2799.
- 52 H. Chen, C. Lin, C. Xiong, Z. Liu and Y. Zhang, *Org. Chem. Front.*, 2017, **4**, 455.
- 53 M. Font, J. M. Quibell, G. J. P. Perry and I. Larrosa, *Chem. Commun.*, 2017, **53**, 5584.
- 54 T. J. Potter, D. N. Kamber, B. Q. Mercado and J. A. Ellman, *ACS Catal.*, 2017, **7**, 150.
- 55 X. Liu, G. Li, F. Song and J. You, *Nat. Commun.*, 2014, **5**, 5030.
- 56 K. R. Bettadapur, R. Kapanaiyah, V. Lanke and K. R. Prabhu, *J. Org. Chem.*, 2018, **83**, 1810.
- 57 X. Chen, G. Zheng, Y. Li, G. Song and X. Li, *Org. Lett.*, 2017, **19**, 6184.
- 58 (a) H. M. L. Davies and D. Morton, *Chem. Soc. Rev.*, 2011, **40**, 1857; (b) Y. Xia, D. Qiu and J. Wang, *Chem. Rev.*, 2017, **117**, 13810.
- 59 A. F. M. Noisier and M. A. Brimble, *Chem. Rev.*, 2014, **114**, 8775.
- 60 A. Schischko, H. Ren, N. Kaplaneris and L. Ackermann, *Angew. Chem., Int. Ed.*, 2017, **56**, 1576.
- 61 J. J. Li, T. S. Mei and J. Q. Yu, *Angew. Chem., Int. Ed.*, 2008, **47**, 6452.
- 62 Q. Liu, Q. Li, Y. Ma and Y. Jia, *Org. Lett.*, 2013, **15**, 4528.
- 63 A. J. Borah and Z. Shi, *Chem. Commun.*, 2017, **53**, 3945.
- 64 (a) T. Furuya, A. S. Kamlet and T. Ritter, *Nature*, 2011, **473**, 470; (b) S. Barata-Vallejo, B. Lantaño and A. Postigo, *Chem.–Eur. J.*, 2014, **20**, 16806; (c) J. Charpentier, N. Früh and A. Togni, *Chem. Rev.*, 2015, **115**, 650; (d) K. Müller, C. Faeh and F. Diederich, *Science*, 2007, **317**, 1881.
- 65 Y. Yang, P. Gao, Y. Zhao and Z. Shi, *Angew. Chem., Int. Ed.*, 2017, **56**, 3966.
- 66 (a) G. Chen, Z. Zhuang, G.-C. Li, T. G. Saint-Denis, Y. Hsiao, C. L. Joe and J.-Q. Yu, *Angew. Chem., Int. Ed.*, 2017, **56**, 1506; (b) P. Gandeepan, K. Parthasarathy and C.-H. Cheng, *J. Am. Chem. Soc.*, 2010, **132**, 8569.
- 67 (a) H. A. Duong, R. E. Gilligan, M. L. Cooke, R. J. Phipps and M. J. Gaunt, *Angew. Chem., Int. Ed.*, 2011, **50**, 463; (b) R. J. Phipps and M. J. Gaunt, *Science*, 2009, **323**, 1593.
- 68 For a related mechanistic study, see: B. Chen, X.-L. Hou, Y.-X. Li and Y.-D. Wu, *J. Am. Chem. Soc.*, 2011, **133**, 7668.
- 69 (a) D. R. Stuart, E. Villemure and K. Fagnou, *J. Am. Chem. Soc.*, 2007, **129**, 12072; (b) S. Potavathri, A. S. Dumas, T. A. Dwight, G. R. Naumiec, J. M. Hammann and B. DeBoef, *Tetrahedron Lett.*, 2008, **49**, 4050; (c) N. R. Deprez, D. Kalyani, A. Krause and M. S. Sanford, *J. Am. Chem. Soc.*, 2006, **128**, 4972; (d) R. J. Phipps, N. P. Grimster and M. J. Gaunt, *J. Am. Chem. Soc.*, 2008, **130**, 8172.
- 70 (a) X.-H. Liu, H. Park, J.-H. Hu, Y. Hu, Q.-L. Zhang, B.-L. Wang, B. Sun, K.-S. Yeung, F.-L. Zhang and J.-Q. Yu, *J. Am. Chem. Soc.*, 2017, **139**, 888; (b) For a recent review, see: P. Gandeepan and L. Ackermann, *Chem*, 2018, **4**, 199.
- 71 I. A. Mkhaliid, J. H. Barnard, T. B. Marder, J. M. Murphy and J. F. Hartwig, *Chem. Rev.*, 2010, **110**, 890.
- 72 (a) K. M. Crawford, T. R. Ramseyer, C. J. A. Daley and T. B. Clark, *Angew. Chem., Int. Ed.*, 2014, **53**, 7589; (b) H. J. Davis, G. R. Genov and R. J. Phipps, *Angew. Chem.*, 2017, **129**, 13536; (c) S. D. Sarkar, N. Y. P. Kumar and L. Ackermann, *Chem.–Eur. J.*, 2017, **23**, 84.
- 73 W. F. Lo, H. M. Kaiser, A. Spannenberg, M. Beller and M. K. Tse, *Tetrahedron Lett.*, 2007, **48**, 371.
- 74 S. Paul, G. A. Chotana, D. Holmes, R. C. Reichle, R. E. Maleczka and M. R. Smith, *J. Am. Chem. Soc.*, 2006, **128**, 15552.
- 75 (a) For a selection of reports discussing the regioselectivity of heteroarene C–H borylation, see: M. A. Larsen and J. F. Hartwig, *J. Am. Chem. Soc.*, 2014, **136**, 4287; (b) H. Tajuddin, P. Harrisson, B. Bitterlich, J. C. Collings, N. Sim, A. S. Batsanov, M. S. Cheung, S. Kawamorita, A. C. Maxwell, L. Shukla, J. Morris, Z. Lin, T. B. Marder and P. G. Steel, *Chem. Sci.*, 2012, **3**, 3505; (c) I. I. B. A. Vanchura, S. M. Preshlock, P. C. Roosen, V. A. Kallepalli, R. J. Staples, J. R. E. Maleczka, D. A. Singleton and I. I. I. M. R. Smith, *Chem. Commun.*, 2010, **46**, 7724.
- 76 V. Lanke and K. R. Prabhu, *Chem. Commun.*, 2017, **53**, 5117.
- 77 S. Chen, B. Feng, X. Zheng, J. Yin, S. Yang and J. You, *Org. Lett.*, 2017, **19**, 2502.
- 78 (a) M. H. Shaw, J. Twilton and D. W. C. MacMillan, *J. Org. Chem.*, 2016, **81**, 6898; (b) N. A. Romero and D. A. Nicewicz, *Chem. Rev.*, 2016, **116**, 10075.
- 79 G. L. Gao, C. Yang and W. Xia, *Chem. Commun.*, 2017, **53**, 1041.
- 80 (a) Y. Zhao and V. Snieckus, *J. Am. Chem. Soc.*, 2014, **136**, 11224; (b) S. A. Monti and W. O. Johnson, *Tetrahedron*, 1970, **26**, 3685.
- 81 P. A. Vadola and D. Sames, *J. Org. Chem.*, 2012, **77**, 7804.
- 82 S. Kramer, *Chem.–Eur. J.*, 2016, **22**, 15584.
- 83 (a) G. Pototschnig, N. Maulide and M. Schnurch, *Chemistry*, 2017, **23**, 9206; (b) R. Shang, L. Ilies and E. Nakamura, *Chem. Rev.*, 2017, **117**, 9086; (c) G. Cera and L. Ackermann, *Top. Curr. Chem.*, 2016, **374**, 57; (d) M. Moselage, J. Li and L. Ackermann, *ACS Catal.*, 2016, **6**, 498; (e) J. Yamaguchi, K. Muto and K. Itami, *Top. Curr. Chem.*, 2016, **374**, 55; (f) S. Z. Tasker, E. A. Standley and T. F. Jamison, *Nature*, 2014, **509**, 299; (g) C. Xiao-hua and B. Xie, *ARKIVOC*, 2015, **2015**, 184; (h) A. E. Wendlandt, A. M. Suess and S. S. Stahl, *Angew. Chem., Int. Ed.*, 2011, **50**, 11062; (i) X.-X. Guo, D.-W. Gu, Z. Wu and W. Zhang, *Chem. Rev.*, 2015, **115**, 1622.
- 84 K. Liang, T. Wu and C. Xia, *Org. Biomol. Chem.*, 2016, **14**, 4690.
- 85 (a) J. C. Lewis, P. S. Coelho and F. H. Arnold, *Chem. Soc. Rev.*, 2011, **40**, 2003; (b) C.-I. Lin, R. M. McCarty and H.-w. Liu, *Angew. Chem., Int. Ed.*, 2017, **56**, 3446.
- 86 (a) N. Steffan, I. A. Unsöld and S.-M. Li, *ChemBioChem*, 2007, **8**, 1298; (b) I. A. Unsöld and S. M. Li, *Microbiology*, 2005, **151**,



- 1499; (c) J. C. Gebler, A. B. Woodside and C. D. Poulter, *J. Am. Chem. Soc.*, 1992, **114**, 7354.
- 87 (a) D. Jakubczyk, J. Z. Cheng and S. E. O'Connor, *Nat. Prod. Rep.*, 2014, **31**, 1328; (b) O. Rigbers and S. M. Li, *J. Biol. Chem.*, 2008, **283**, 26859.
- 88 L. Y. Luk, Q. Qian and M. E. Tanner, *J. Am. Chem. Soc.*, 2011, **133**, 12342.
- 89 D. D. Schwarzer, P. J. Gritsch and T. Gaich, *Angew. Chem., Int. Ed.*, 2012, **51**, 11514.
- 90 X. Liu and C. T. Walsh, *Biochemistry*, 2009, **48**, 11032.
- 91 S. M. Barry, J. A. Kers, E. G. Johnson, L. Song, P. R. Aston, B. Patel, S. B. Krasnoff, B. R. Crane, D. M. Gibson, R. Loria and G. L. Challis, *Nat. Chem. Biol.*, 2012, **8**, 814.
- 92 E. A. Merritt and B. Olofsson, *Angew. Chem., Int. Ed.*, 2009, **48**, 9052.

