



Cite this: *Chem. Commun.*, 2024, 60, 2070

Received 23rd November 2023,  
Accepted 15th January 2024

DOI: 10.1039/d3cc05747j

rsc.li/chemcomm

# Enhanced inverted singlet–triplet gaps in azaphenalenenes and non-alternant hydrocarbons†

Marc H. Garner, \*‡§ J. Terence Blaskovits ‡¶ and Clémence Corminboeuf \*

**Inverted singlet–triplet gaps may lead to novel molecular emitters if a rational design approach can be achieved. We uncover a substituent strategy that enables tuning of the gap and succeed in inducing inversion in near-gapless molecules. Based on known inverted-gap emitters, we design substituted analogs with even more negative singlet–triplet gaps than in the parent systems. The inversion is lost if the reverse substituent-strategy is used. We thus demonstrate a definite set of conceptual design rules for inverted gap molecules.**

A range of molecules where the first excited singlet ( $S_1$ ) and triplet ( $T_1$ ) states violate Hund's rule have recently been discovered.<sup>1–5</sup> Such compounds hold great promise as molecular emitters because the potentially emissive singlet state is thermodynamically favored over the non-emissive triplet, as illustrated in Fig. 1.<sup>1,6–9</sup> Inverted singlet–triplet gaps had been overlooked in azaphenalenenes,<sup>10,11</sup> and were recently reexamined as emitters using coupled-cluster (CC)-based methods that can correctly predict Hund's rule violations.<sup>12–14</sup> The inversion can occur in species where the overlap between the highest occupied and lowest unoccupied molecular orbitals (HOMO and LUMO) is minimal, which is the case in azaphenalenenes.<sup>2</sup> Finally, Aizawa *et al.* confirmed the potential of the inverted gap mechanism in an OLED device.<sup>1</sup> It is now imperative to establish a rational design paradigm for promoting the inverted gap mechanism in molecules.

We recently uncovered several non-alternant polycyclic hydrocarbons,<sup>3,4</sup> which constitute a class of inverted singlet–

triplet gap molecules (Fig. 1).<sup>15–17</sup> These molecules have symmetric pentalenic or heptalenic cores that are stabilized by aromatic ring patterns or by substituent-induced double-bond delocalization. Heilbronner described how this double-bond delocalization is promoted by using donors at positions with pronounced LUMO coefficients or acceptors at HOMO positions,<sup>18,19</sup> which alleviate the antiaromaticity of the parent molecules.<sup>4</sup> In this way, we designed several double-bond delocalized pentalenenes and *s*-indacenes that exhibit inverted gaps.<sup>4</sup> However, there are many other non-alternant hydrocarbons that are highly symmetric but nonetheless exhibit small positive singlet–triplet gaps, despite having minimal HOMO–LUMO overlap.

Here, we uncover the full potential of Heilbronner's substituent strategy. We demonstrate that the substituent effect not only leads to inversion through the induction of structural changes in low-symmetry cores, but can directly influence the singlet–triplet gap of high-symmetry structures *via* electronic tuning. The Hund's rule violation can thus be induced in compounds that would otherwise respect Hund's rule, and the magnitude of the violation can be increased in compounds that already exhibit negative singlet–triplet gaps.

To model the singlet–triplet gaps, we compute the vertical excitation energies at the equations of motion coupled cluster with singles and doubles (EOM-CCSD) level with the cc-pVDZ basis set as implemented in Q-Chem 5.1.<sup>20,21</sup> The computational resources required for EOM-CCSD restrict the size and

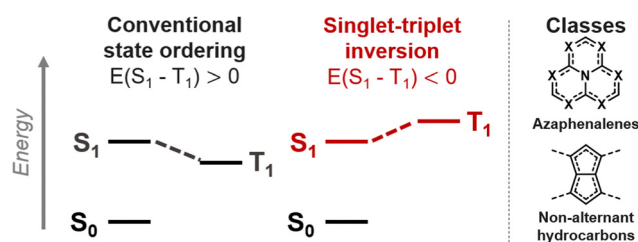


Fig. 1 Diagram of the lowest singlet ( $S_1$ ) and triplet ( $T_1$ ) excited states with conventional and inverted ordering (left); the azaphenalene and pentalene motifs of the two known inverted gap classes (right).

Laboratory for Computational Molecular Design, Institute of Chemical Sciences and Engineering, École Polytechnique Fédérale de Lausanne (EPFL), 1015 Lausanne, Switzerland. E-mail: marc.garner@epfl.ch, clemence.corminboeuf@epfl.ch

† Electronic supplementary information (ESI) available. See DOI: <https://doi.org/10.1039/d3cc05747j>

‡ These authors contributed equally to this work.

§ Present address: Department of Energy Conversion and Storage, Technical University of Denmark, 2800 Kongens Lyngby, Denmark.

¶ Present address: Max-Planck Institute for Polymer Research, Ackermannweg 10, 55128 Mainz, Germany.



number of molecules we can assess; we therefore sample select molecular cores and small substituents. This limits the scope to proof-of-concept of the design strategy. EOM-CCSD provides a conservative assessment of singlet–triplet gaps in conjugated molecules.<sup>4,22</sup> The singlet–triplet gap ( $E(S_1-T_1)$ ) of azulene was determined experimentally in the gas-phase to be 49 meV;<sup>23</sup> while this value is specific to the experimental setup, it is 6 meV below the vertical gap obtained with EOM-CCSD/cc-pVDZ, 55 meV. All structures are optimized without symmetry constraints at the  $\omega$ B97X-D/def2-TZVP level using Gaussian16 and are identified as energy minima with no imaginary frequencies.<sup>24</sup> The basis set dependence of  $E(S_1-T_1)$  is small in planar conjugated molecules, which we test both at the EOM-CCSD and CC2 level in Fig. S1 and Table S1 (ESI†).

Azupyrene has previously been suggested as an inverted gap molecule.<sup>17</sup> And yet, despite having a double-bond delocalized structure and negligible HOMO–LUMO overlap, it has a positive gap of +26 meV at the EOM-CCSD/cc-pVDZ level.<sup>4,25</sup> In accordance with the Heilbronner strategy,<sup>18,19</sup> we substitute azupyrene with archetypical donor substituents (–OH, –OMe, –NH<sub>2</sub>, –NMe<sub>2</sub>) at positions with significant LUMO coefficients, and with acceptors (–CN, –CF<sub>3</sub>) at positions with large HOMO coefficients, as shown in Fig. 2a. In this way, we find several new substituted azupyrenes with lower singlet–triplet gaps than the parent compound. Most notably, we find that azupyrene-3,5,8,10-tetraol and azupyrene-1,2,6,7-tetracarbonitrile have inverted gaps.

There are several substituted azupyrenes where the gap between  $S_1$  and the triplet of the same configuration is negative – thus constituting a Hund's rule violation – but where another triplet state is lower in energy (Table S1, ESI†). This includes the abovementioned azupyrene-3,5,8,10-tetraol, which has an inverted gap of –3 meV, but Hund's rule violation exists

between  $S_1$  and  $T_2$  and is at  $E(S_1-T_2) = -120$  meV; similar values are obtained for the analogous amine- and methoxy-substituted molecules. The tetrakis(trifluoromethyl)-azupyrene has a more negative gap than azupyrene-1,2,6,7-tetracarbonitrile at the CC2/cc-pVDZ level, but we were unable to obtain a result with EOM-CCSD. There is a huge chemical space to explore with larger substituents that may enable inverted singlet–triplet gaps in azupyrenes.

There are many polycyclic hydrocarbons that have a double-bond delocalized structure and small positive singlet–triplet gap.<sup>4,26,27</sup> Again, we substitute with donors at LUMO positions, and with acceptors at HOMO positions. Cyclopenta[ef]heptalene has a small positive singlet–triplet gap,  $E(S_1-T_1) = +81$  meV. We show several cases where the gap is lowered (Fig. 2b), and a cyclopenta[ef]heptalene-3,5,8,10-tetraol with a negative singlet–triplet gap of  $E(S_1-T_1) = -26$  meV. Similarly, bare azuleno[2,1,8-*kla*]heptalene has a positive gap of  $E(S_1-T_1) = +66$  meV, while the 2,8,11-triol and 2,8,11-triamine derivatives achieve negative gaps of  $E(S_1-T_1) = -9$  meV and –16 meV, respectively (Fig. 2c). Benzo[*f*]cyclopenta[*cd*]azulene has a significant gap of  $E(S_1-T_1) = +205$  meV. Still, we find an inverted gap in the 2,3,8,10-tetraol derivative with  $E(S_1-T_1) = -2$  meV. These examples underline the range of molecules to which the Heilbronner strategy can be applied to fine-tune the singlet–triplet gaps towards the desirable inverted gap regime.

We also apply this strategy to derivatives of azulene. Although we find Hund's rule violations with the  $S_1$  state, the MO order changes and a lower-lying triplet state means that  $E(S_1-T_1)$  remains positive (Fig. S2, ESI†). However, it is clear that the Heilbronner strategy can be applied to tune its excited states, which may be relevant to controlling its anti-Kasha emission.<sup>28–31</sup>

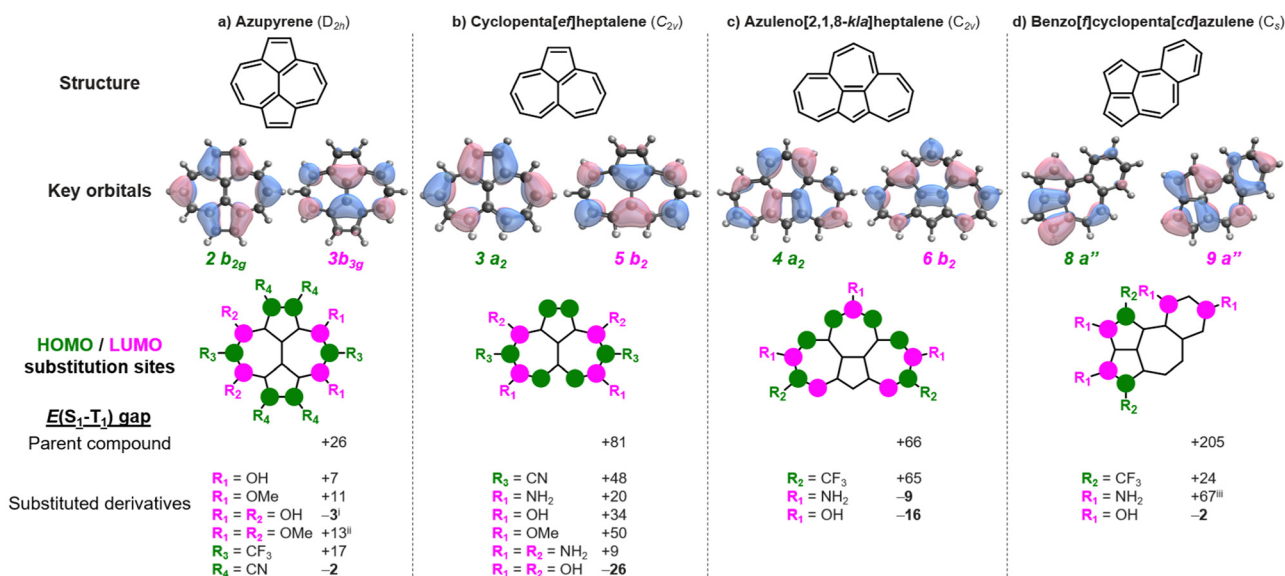


Fig. 2 Structures, frontier MOs, and lowest singlet–triplet gaps ( $E(S_1-T_1)$ ) of substituted derivatives of azupyrene (a), cyclopenta[ef]heptalene (b), azuleno[2,1,8-*kla*]heptalene (c), and benzo[*f*]cyclopenta[*cd*]azulene (d). R groups are H unless otherwise stated. Energies are provided in meV at the EOM-CCSD/cc-pVDZ level. <sup>i</sup> $S_1$  has the same electron configuration as  $T_2$ , but is lower in energy than  $T_1$ . <sup>ii</sup> $S_1$  has the same electron configuration as  $T_2$  with the gap being  $E(S_1-T_2) = -99$  meV. <sup>iii</sup> $S_1$  has the same electron configuration as  $T_2$  with the gap being  $E(S_1-T_2) = -184$  meV.



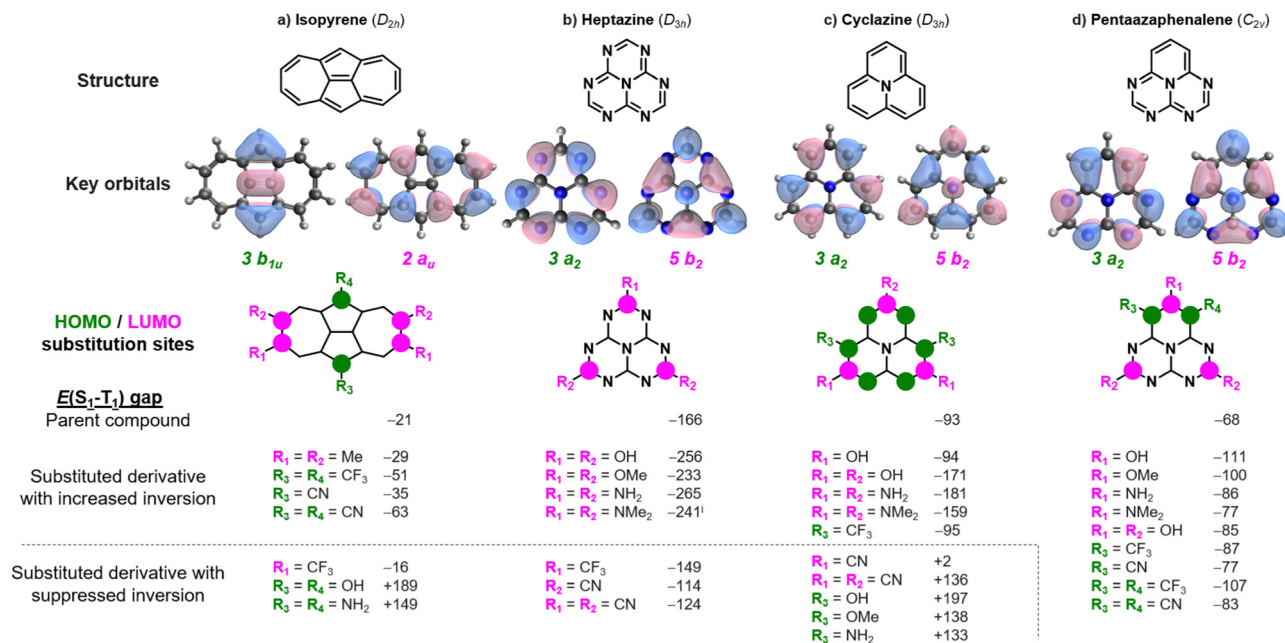


Fig. 3 Structures, frontier MOs, and lowest singlet-triplet gaps ( $E(S_1-T_1)$ ) of substituted derivatives of isopyrene (a), heptazine (b), cyclazine (c), and pentaazaphenalene (d). R groups are H unless otherwise stated. Energies are provided in meV at the EOM-CCSD/cc-pVDZ level.  $^1S_1$  has the same electron configuration as  $T_3$ , but is lower in energy than  $T_1$  and  $T_2$ , with the gap being  $E(S_1-T_3) = -250$  meV.

Next, we test the strategy on molecules that already possess negative singlet-triplet gaps. Isopyrene has a negative singlet-triplet gap of  $-21$  meV (Fig. 3a).<sup>3</sup> Although the gap is already inverted in the parent system, we find several derivatives with enhanced negative gaps when substituted with acceptors at HOMO positions, or with donors at LUMO positions. Most notably, the 5,10-bis(trifluoromethyl) and 5,10-dicarbonitrile derivatives achieve  $E(S_1-T_1)$  as low as  $-51$  meV and  $-63$  meV, respectively. As in azupyrene, there are several cases where another triplet state becomes  $T_1$ . These Hund's rule violations are listed in Table S1 (ESI<sup>†</sup>).

Interestingly, we also find that the reverse strategy can suppress the singlet-triplet gap inversion. This is done by applying donors at HOMO coefficient positions and acceptors at LUMO positions. The 5,10-diol and 5,10-diamine substituted isopyrenes thereby attain positive singlet triplet-gaps of  $E(S_1-T_1) = +189$  meV and  $E(S_1-T_1) = +149$  meV, respectively. Although these derivatives have double-bond delocalized structures like the parent isopyrene, the substituents remove the Hund's rule violation. This testifies to the effectiveness of the Heilbronner strategy in manipulating singlet-triplet gaps, and underlines that it constitutes a rational design strategy.

We further test these findings on a few well-studied azaphenalenenes, namely heptazine, cyclazine and pentaazaphenalene (Fig. 3b-d).<sup>1,8,12,22,32,33</sup> While the number of available substituent positions is more limited in these molecules, particularly in heptazine, the derivatives reveal a gap enhancement of almost 100 meV compared to the parent compounds. We thus show a range of molecules with very negative gaps. Heptazine-2,5,8-triamine (melem) is the most negative singlet-triplet gap we have on record at the EOM-CCSD level with  $E(S_1-T_1) =$

$-265$  meV. Melem has been studied in OLEDs and has achieved very high photoluminescence quantum yields, which have yet to be rationalized.<sup>34-37</sup> If the inverted gap of melem is retained in devices, it may contribute to this result. However, we note that there is no oscillator strength from  $S_1$  in melem due to its high symmetry (Table S2, ESI<sup>†</sup>).

The reverse strategy also applies to azaphenalenenes, and causes the singlet-triplet gaps to become less negative. We find several substituted cyclazines (Fig. 2c) and pentaazaphenalenenes (Fig. 2d and Table S1, ESI<sup>†</sup>) where the gap becomes positive when we substitute with donors (acceptors) at HOMO (LUMO) positions. Again, it is essential to consider where to substitute, as the inversion is highly sensitive to this choice. It is likely that many previously studied substituted azaphenalene-based emitters may not possess inverted gaps.<sup>38,39</sup> However, with the possibility of tuning the gap to be more negative than the parent compound, our result guides the way to molecules with inverted gaps robust enough to persist in a device environment.

The Heilbronner strategy in its current form does not consider oscillator strength ( $f^{\text{osc}}$ ). Like most other inverted gap molecules, the compounds discussed here have almost exclusively dark  $S_1$  states due to the lack of overlap between the HOMO and LUMO (Table S2, ESI<sup>†</sup>), with the exception of a few promising candidates (Fig. S3, ESI<sup>†</sup>). These include triamine (trimethylamine)-substituted pentaazaphenalene (Fig. 3d), which retains a negative gap of  $-8$  ( $-57$ ) meV, while exhibiting an  $f^{\text{osc}}$  for  $S_1$  of 0.043 (0.027). Nevertheless, we expect that the increased negative gaps presented here will provide more space to maneuver within the trade-off that exists between negative gap and  $f^{\text{osc}}$ .<sup>1</sup> In this way, sufficient orbital overlap to promote  $f^{\text{osc}}$  may be achieved, while a reduced negative gap can be



retained. This will likely require the exploration of larger substituents than those considered in this work and the identification of suitable combinations of donor- and acceptor-type substituents.

While the Heilbronner strategy seems generally applicable across different classes of compounds, it does not always lead to the expected result; these are indicated in Table S1 (ESI<sup>†</sup>). In some cases, ostensibly favorable substitutions result in more positive singlet–triplet gaps than the unsubstituted parent compound. For example, while azupyrene-3,5-diol and -3,5-dimethoxyl have less positive gaps than azupyrene (Fig. 2a), that of azupyrene-3,5-diamine is more positive at +53 meV (Table S1, ESI<sup>†</sup>). Some exceptions can be attributed to the substituents breaking the symmetry of the molecular cores (Fig. S4 and S5, ESI<sup>†</sup>), as also explored by Ricci *et al.*<sup>32</sup> Substituted heptazines are an example of this: trisubstituted heptazines retain the local symmetry of bare heptazine (Fig. 3b), while mono- and disubstituted derivatives induce deformations in the core (Fig. S4, ESI<sup>†</sup>). This reduces the magnitude of the negative gap relative to bare heptazine, and in some cases induces a positive gap.

Deviations in substituent effects should not be surprising considering that excited state energies are being fine-tuned in a very small range. A structural distortion, however small, may have a detrimental effect on the singlet–triplet gap, which outweighs the electronic effect brought about by the substitution. The set of molecules examined here is focused on identifying new molecules with inversions using high-level methods, and we thus cannot make a quantitative evaluation of the interplay between these effects.

In summary, we have described a rational substituent strategy that induces and enhances inverted singlet–triplet gaps in a range of non-alternant polycyclic hydrocarbons and azaphenalenenes. This is achieved by functionalizing with electron donors in positions with large LUMO coefficients, or with electron acceptors in positions with large HOMO coefficients. Using this strategy, we identified several molecular cores which achieve an inverted singlet–triplet gap only when appropriately substituted. We furthermore demonstrate that the reverse strategy can remove the singlet–triplet inversion.

This result underlines the importance of rational design rules, as substituents can enhance or suppress singlet–triplet inversions. We project that this knowledge of substituent effects will enable efficient screening in the hunt for novel inverted gap systems. We have provided an approach for the *a priori* elimination of undesired core–substituent combinations from the search pool, thus reducing computational cost and reserving highly accurate methods for the most promising

candidates. This strategy will facilitate the optimization of other properties, such as oscillator strength, while retaining singlet–triplet gap inversions.

We are grateful to the EPFL for financial support and the allocation of computational resources. M. H. G. acknowledges the Carlsberg Foundation for funding (CF21-0202).

## Conflicts of interest

There are no conflicts to declare.

## Notes and references

- 1 N. Aizawa, *et al.*, *Nature*, 2022, **609**, 502–506.
- 2 T. Won, *et al.*, *Chem. Phys. Rev.*, 2023, **4**, 021310.
- 3 J. T. Blaskovits, *et al.*, *Angew. Chem., Int. Ed.*, 2023, **62**, e202218156.
- 4 M. H. Garner, *et al.*, *Chem. Sci.*, 2023, **14**, 10458–10466.
- 5 A. Actis, *et al.*, *Angew. Chem., Int. Ed.*, 2023, **62**, e202313540.
- 6 J.-C. Sancho-García, *Nature*, 2022, **609**, 473–475.
- 7 J. Eng and T. J. Penfold, *Commun. Chem.*, 2021, **4**, 91.
- 8 R. Pollice, *et al.*, *Matter*, 2021, **4**, 1654–1682.
- 9 X. Chen, *et al.*, *Adv. Opt. Mater.*, 2023, 2301784.
- 10 W. Leupin and J. Wirz, *J. Am. Chem. Soc.*, 1980, **102**, 6068–6075.
- 11 W. Leupin, *et al.*, *J. Am. Chem. Soc.*, 1986, **108**, 17–22.
- 12 J. Ehrmaier, *et al.*, *J. Phys. Chem. A*, 2019, **123**, 8099–8108.
- 13 P. de Silva, *J. Phys. Chem. Lett.*, 2019, **10**, 5674–5679.
- 14 G. Ricci, *et al.*, *ChemPhysChem*, 2021, **22**, 553–560.
- 15 S. Koseki, *et al.*, *Can. J. Chem.*, 1985, **63**, 1572–1579.
- 16 A. Toyota and T. Nakajima, *J. Chem. Soc., Perkin Trans. 2*, 1986, 1731–1734.
- 17 A. Toyota, *Theor. Chim. Acta*, 1988, **74**, 209–217.
- 18 E. Heilbronner and Z.-Z. Yang, *Angew. Chem., Int. Ed. Engl.*, 1987, **26**, 360–362.
- 19 E. Heilbronner, *J. Chem. Educ.*, 1989, **66**, 471.
- 20 J. F. Stanton and R. J. Bartlett, *J. Chem. Phys.*, 1993, **98**, 7029–7039.
- 21 E. Epifanovsky, *et al.*, *J. Chem. Phys.*, 2021, **155**, 084801.
- 22 P.-F. Loos, *et al.*, *J. Phys. Chem. Lett.*, 2023, **14**, 11069–11075.
- 23 S. Vosskötter, *et al.*, *Phys. Chem. Chem. Phys.*, 2015, **17**, 23573–23581.
- 24 M. J. Frisch, *et al.*, *Gaussian 16, Revision A.03*, 2016, Gaussian Inc., Wallingford, CT.
- 25 M. E. Sandoval-Salinas, *et al.*, *Phys. Chem. Chem. Phys.*, 2023, **25**, 26417–26428.
- 26 H. Omar, *et al.*, *J. Am. Chem. Soc.*, 2023, **145**, 19790–19799.
- 27 A. L. Sobolewski and W. Domcke, *Phys. Chem. Chem. Phys.*, 2023, **25**, 21875–21882.
- 28 M. Beer and H. C. Longuet-Higgins, *J. Chem. Phys.*, 1955, **23**, 1390–1391.
- 29 T. Itoh, *Chem. Rev.*, 2012, **112**, 4541–4568.
- 30 T. Tsuchiya, *et al.*, *Chem. Commun.*, 2023, **59**, 10604–10607.
- 31 D. Dunlop, *et al.*, *J. Am. Chem. Soc.*, 2023, **145**, 21569–21575.
- 32 G. Ricci, *et al.*, *J. Mater. Chem. C*, 2022, **10**, 12680–12698.
- 33 D. Blasco, *et al.*, *Chem. Sci.*, 2023, **14**, 3873–3880.
- 34 H. B. Zheng, *et al.*, *J. Mater. Chem. C*, 2017, **5**, 10746–10753.
- 35 J. Wen, *et al.*, *Chem. – Asian J.*, 2018, **13**, 1060–1066.
- 36 H. Kiuchi, *et al.*, *Phys. Chem. Chem. Phys.*, 2022, **24**, 23602–23611.
- 37 H. Kiuchi, *et al.*, *Org. Electron.*, 2023, **122**, 106901.
- 38 A. L. Sobolewski and W. Domcke, *J. Phys. Chem. Lett.*, 2021, **12**, 6852–6860.
- 39 A. Dreuw and M. Hoffmann, *Front. Chem.*, 2023, **11**, 1239604.

