



Cite this: *Green Chem.*, 2017, **19**, 2286

Received 21st February 2017,
Accepted 19th April 2017

DOI: 10.1039/c7gc00556c

rs.c.li/greenchem

Conversion of thiols into sulfonyl halogenides under aerobic and metal-free conditions†‡

Marjan Jereb * and Luka Hribernik

An environmentally benign, metal-free synthesis of sulfonyl chlorides and bromides from thiols in the presence of ammonium nitrate, an aqueous solution of HCl and HBr and oxygen as a terminal oxidant was developed. The reactivity of various substituted thiophenols, benzylic-, aliphatic- and heteroaromatic thiols was examined. Ammonium nitrate served as a source of nitrogen oxides (NO/NO₂), which are the crucial players in a redox-catalytic cycle. Sulfonyl chlorides and bromides were isolated without extraction and “filtered” over a short pad of silica gel; the use of solvents was greatly reduced in comparison with traditional isolation and purification. A “one-pot” protocol for the conversion of thiol into sulfonamide is also demonstrated. Scale-up experiments on the preparation of sulfonyl chloride and bromide are shown. A possible reaction pathway is discussed.

Introduction

Green chemistry has become an increasingly important subject in organic chemistry.¹ In an era of serious climate changes, humanity will be forced to strengthen endeavors in the direction of sustainable development. Reducing the use of hazardous reagents and solvents, minimizing the production of harmful waste, and enhancing safety, cost- and atom efficiency, with renewable resources in operationally simple processes are the prime targets in this regard.²

Oxidation reactions are common chemical transformations employing a vast number of oxidizing agents. Several metal- and halogen-based oxidants are toxic and hazardous; moreover, they produce considerable amounts of hazardous waste. Although often efficient, such reagents need safer and non-toxic replacements. Environmentally benign oxidants, such as an aqueous solution of hydrogen peroxide³ and air or oxygen, are “green” alternatives that produce no dangerous waste, and are welcome from an economic point of view.⁴ Hence, aerobic transformation is a current hot topic in chemistry.⁵

Organic sulfonyl halogenides are versatile intermediates in chemical, agrochemical, and medicinal chemistry. They can be converted into numerous different sulfonyl derivatives *i.e.* amides, hydrazides, azides, cyanides, sulfonates, sulfonates,

sulfones, and others. One unique and interesting feature of SO₂ moiety-containing molecules is the extrusion of sulfur dioxide, generating reactive and hard-to-prepare intermediates.⁶ The extrusion of sulfur dioxide from cyclic sulfones leads to ring-contracted products that may not be readily obtained by other methods.⁷ Sulfonyl chlorides may undergo diverse desulfative cross-couplings;^{8,9} they could serve as arylating agents.^{10–12} Sulfones are a noteworthy type of compound in organocatalysis due to their stereoelectronic properties and the possibility of subsequent transformations;¹³ in addition, they are essential in the Julia-type olefination reactions.¹⁴ 3-[¹⁸F]fluoropropanesulfonyl chloride was utilized for the preparation of radiolabeled sulfonamides that can be used as imaging agents for positron emission tomography.¹⁵ [³⁵S]aryl sulfonyl chlorides could be transformed into the corresponding sulfonamides, important radioligands to study biological functions, and have certain advantages over tritiated and iodinated markers.^{16,17} A sulfonamide moiety is extremely important because it is present in sulfa drugs,¹⁸ a broad family of antimicrobial and antibacterial agents. Sulfonyl azides are particularly important in cycloaddition reactions,¹⁹ while sulfonyl hydrazides,²⁰ sulfonyl chlorides,²¹ and sulfonates²² could serve as odorless surrogates for thiophenols as well as for sulfonylations.²³

Sulfonyl chlorides could be prepared in several different ways. Oxidative chlorination of thiols was frequently applied to synthetic pathways using several combinations of oxidants and chloride sources, *i.e.* NCS/Bu₄NCl,²⁴ TCCA/BnMe₃NCl,^{25–27} chloramine-T/Bu₄NCl,²⁸ DCH/BnMe₃NCl,²⁹ H₂O₂/ZrCl₄,³⁰ H₂O₂/TiCl₄,³¹ POCl₃/H₂O₂ in SDS micelles,³² H₂O₂/SOCl₂,³³ NaOCl/HCl,³⁴ PCBS or TCBDA/BnMe₃NCl,³⁵ nitrate salt with TMSCl³⁶ or sulfonyl chloride,³⁷ and oxone/KX.³⁸ In addition,

Faculty of Chemistry and Chemical Technology, Večna pot 113, 1001 Ljubljana, Slovenia. E-mail: marjan.jereb@fktk.uni-lj.si; Fax: +38 61 241 9144; Tel: +386 1 479 8577

†Dedicated to Professor Emeritus Marko Zupan on the occasion of his 70th anniversary.

‡Electronic supplementary information (ESI) available. See DOI: 10.1039/c7gc00556c



the sole oxidants may play a dual role also as a source of chloride *i.e.* NaOCl·5H₂O,³⁹ NCS,⁴⁰ DCDMH,⁴¹ and ClO₂.⁴² There are several methods for the synthesis of sulfonyl chlorides from miscellaneous reactants. These include chlorination of sodium sulfonates with Ph₃P·Cl₂⁴³ or cyanuric chloride,⁴⁴ chlorination of sulfonic acids with cyanuric chloride,³⁹ 1,3,5-triazo-2,4,6-triphosphorine 2,2,4,4,6,6-hexachloride (TAPC),⁴⁵ and Cl₃CCN/PPH₃.⁴⁶ It can be achieved by reaction of disulfides with NCS,⁴⁷ oxidation of the biologically relevant sulfides⁴⁸ with chlorine on an industrial scale,⁴⁹ and transformation of *S*-alkylisothiourea salts with NaClO₂,⁵⁰ NaClO_{51 and NCS.⁵² In addition, sulfonyl chlorides can be prepared from other different sulfur functionalities,^{53–55} by oxidation of triisopropylsilylsulfanyls with KNO₃/SO₂Cl₂,⁵⁶ oxidation/chlorination of thioacetates,⁵⁷ reaction of the Grignard reagents with SO₂⁵⁸ and DABSO,⁵⁹ and transformation of the lithiated aromatics with SO₂ and NCS,⁶⁰ and others. Meerwein's batch approach⁶¹ was successfully modified by chlorosulfonation with SO₂/CuCl₂ of an *in situ* generated diazonium salt by using a continuous flow reactor.⁶²}

Chlorosulfonation of arenes can also be performed directly by reacting with ClSO₃H, SO₂Cl₂, or a mixture of SO₂ and Cl₂; however, these reagents are extremely hazardous, irritable, and highly reactive. Reagents like ClSO₃H, PCl₅ or SOCl₂ can convert sulfonic acid into sulfonyl chlorides; however, these agents are noxious and their use may be dangerous due to the possible internal pressure.⁶³ Phenyl chlorosulfate was found to be an excellent source of [SO₂Cl]⁺ species in a Pd-catalyzed Suzuki–Miyaura cross-coupling reaction.⁶⁴ Several other halogenating agents and oxidants, *i.e.* NCS, 1,3-dichloro-5,5-dimethylhydantoin (DCDMH), cyanuric chloride, trichloroisocyanuric acid (TCCA), 1,3,5-triazo-2,4,6-triphosphorine 2,2,4,4,6,6-hexachloride (TAPC), oxone and Ph₃P·Cl₂ are efficient reagents; however, they are associated with a generation of a considerable amount of waste. A sustainable synthetic method for the preparation of sulfonyl halogenides embracing an environmentally benign oxidant and the natural form of the halogen is therefore highly desired. Here, we report on a metal-free synthesis of sulfonyl halogenides from thiols in the presence of ammonium nitrate, an aqueous solution of HCl or HBr and oxygen as a terminal oxidizer.

Results and discussion

4-Methylthiophenol **1a** was selected as a model substrate to optimize the reaction conditions. It was allowed to react in a selected solvent in the presence of HBr (48% aqueous solution, 1.1 equiv.) and NH₄NO₃ (0.2 equiv.) at 60 °C for 1.25 h. The results of the solvent screening experiments are summarized in Table 1 and briefly discussed as follows. Whereas compound **1a** remained completely unreacted in water (entry 1), a 7% conversion into disulfide **3a** was observed in methanol (entry 2). Aprotic and rather non-polar DCM was also found to be ineffective (entry 3). The full conversion of **1a** and encouraging selectivity was noted in acetic acid, affording 33% of di-

Table 1 The effect of solvent on the product distribution^a

Entry	Solvent	<i>T</i> (°C)	2a ^b	3a ^b	Conv. ^b (%)
1	H ₂ O	60	0	0	0
2	MeOH	60	0	7	7
3	DCM	40	0	6	6
4	AcOH	60	67	33	100
5	MeCN	60	100	0	100 (93) ^c

^a Reaction conditions: **1a** (124 mg, 1 mmol), solvent (5 mL), NH₄NO₃ (16 mg, 0.2 mmol), HBr (48% aqueous solution, 186 mg, 1.1 mmol), 1.25 h, balloon of O₂. ^b Relative distribution of products determined by ¹H NMR. ^c Isolated yield.

sulfide **3a** and 67% of sulfonyl bromide **2a** (entry 4). Finally, the reaction in acetonitrile took place with a quantitative conversion of **1a**, yielding exclusively and in excellent isolated yield the desired sulfonyl bromide **2a** (entry 5).

With acetonitrile as the solvent of choice, we examined the effect of the reaction temperature. The experiments were conducted at three different temperatures under otherwise identical reaction conditions, and the results are summarized in Table 2. At room temperature and 40 °C, a modest 6% and 24% conversion of thiophenol **1a** into disulfide **3a** was noted (entries 1 and 2). Interestingly, raising the temperature to 60 °C resulted in a full conversion into the target sulfonyl bromide **2a**, which could be isolated in 93% yield, setting 60 °C as the temperature of choice (entry 3) for further experiments.

Next, we examined the effect of concentration of thiophenol **1a** in the reaction mixture, and the results are collected in

Table 2 Effect of the reaction temperature on the oxidation of thiophenol **1a**^a

Cc1ccc(S)cc1
 $\xrightarrow[\text{MeCN, O}_2, T]{\text{HBr, NH}_4\text{NO}_3}$
Cc1ccc(S(=O)(=O)Br)cc1
+
Cc1ccc(SSc2ccc(C)cc2)cc1

1a
2a
3a

Entry	<i>T</i> (°C)	2a ^{<i>b</i>}	3a ^{<i>b</i>}	Conv. ^{<i>b</i>} (%)
1	Rt	0	6	6
2	40	0	24	24
3	60	100	0	100

^a Reaction conditions: **1a** (124 mg, 1 mmol), MeCN (5 mL), NH₄NO₃ (16 mg, 0.2 mmol), HBr (48% aqueous solution, 186 mg, 1.1 mmol), 1.25 h, balloon of O₂. ^b Relative distribution of products determined by ¹H NMR.



Table 3 The effect of the concentration of **1a** on the selectivity of the bromination^a

Entry	V (mL)	2a ^b	3a ^b	Conv. ^b (%)
1	1	0	26	26
2	20	100	0	100
3	5	100	0	100

^a Reaction conditions: **1a** (124 mg, 1 mmol), MeCN (1–20 mL), NH₄NO₃ (16 mg, 0.2 mmol), HBr (48% aqueous solution, 186 mg, 1.1 mmol), 1.25 h, balloon of O₂. ^b Relative distribution of products determined by ¹H NMR.

Table 3. The transformation of one mmol of **1a** in various amounts of MeCN was examined. Whereas the reaction in 1 mL of the solvent proved to be inefficient (entry 1), the use of a considerably larger amount of MeCN (20 mL) resulted in 100% conversion into **2a** (entry 2). Some additional screening indicated that the amount of MeCN could be reduced to as low as 5 mL with no loss in the outcome (entry 3). This concentration (0.2 M) of **1a** in MeCN was thus selected for further experiments.

In the next step, the effect of various atmospheres on the transformation of **1a** was examined (Table 4). Reaction under the atmosphere of pure oxygen proceeded with complete selectivity towards the desired sulfonyl bromide **2a** (entry 1). Air atmosphere contains approximately 20% oxygen; however, it was considerably less efficient, affording disulfide **3a** as the only product (entry 2). The transformation of **1a** under a nitrogen atmosphere took place with 23% conversion into disulfide **3a** as the sole product (entry 3).

Table 4 The role of the reaction atmosphere in the functionalization of **1a**^a

Entry	Atmosphere	2a ^b	3a ^b	Conv. ^b (%)
1	O ₂	100	0	100
2	Air	0	46	46
3	N ₂	0	23	23

^a Reaction conditions: **1a** (124 mg, 1 mmol), MeCN (5 mL), NH₄NO₃ (16 mg, 0.2 mmol), HBr (48% aqueous solution, 186 mg, 1.1 mmol), 1.25 h, balloon of gas. ^b Relative distribution of products determined by ¹H NMR.

The role of ammonium nitrate (AN) was also examined, and the results are summarized in Table 5. To demonstrate its role, the functionalization of **1a** was performed under the optimized reaction conditions as indicated above in the presence of different amounts of AN. The increasing amount of AN, ranging between 0 and 0.1 equiv. relative to **1a**, increased the conversion into disulfide **3a** (entries 1–3). Surprisingly, a complete turn in selectivity was observed when using 0.2 equiv. of AN, affording full conversion of thiophenol **1a** into sulfonyl bromide **2a** (entry 4).

In principle, one equiv. of HBr should be a sufficient amount for the complete conversion of **1a** into **2a**. The experimental work, however, demonstrated that a small excess of acid is beneficial and that 1.1 equiv. of 48% aqueous solution of HBr provided an optimal performance. The above screening through the reaction conditions revealed the optimal concentration and solvent (0.2 M of **1a** in MeCN), temperature (60 °C), atmosphere (O₂ balloon) and additives (0.2 equiv. of AN and 1.1 equiv. of 48% HBr), which were used in the subsequent experiments.

Having optimized parameters for aerobic bromination of thiophenol **1a**, the experiments were directed towards aerobic chlorination with HCl. For this reaction, the amounts of AN and HCl were reoptimized, and the results are summarized in Table 6. An optimal (100%) conversion into the desired sulfonyl chloride **5a** was achieved by using 1.0 equiv. of AN and 1.8 equiv. of 37% aqueous solution of HCl. Here again, in the absence of AN only trace amounts of **1a** reacted to form disulfide **3a**, confirming the importance of AN (entry 1).

Due to the higher oxidation potential, the chloride ion is expected to be less reactive compared to the bromide ion; explaining higher amounts of HCl and AN required for the transformation (compare Tables 5 and 6). However, although by employing 0.5 equiv. of AN and 2.0 equiv. of HCl full conversion of **1a** could be achieved, the selectivity was disappointing with sulfonyl chloride **5a**, disulfide **3a** and thiosulfonate **4a** in the ratio 64 : 10 : 26 (entry 2). It appeared that a larger excess

Table 5 The role of AN in the transformation of **1a** with HBr under aerobic conditions^a

Entry	AN (equiv.)	2a ^b	3a ^b	Conv. ^b (%)
1	0	0	4	4
2	0.05	0	27	27
3	0.1	0	57	57
4	0.2	100	0	100

^a Reaction conditions: **1a** (124 mg, 1 mmol), MeCN (5 mL), NH₄NO₃ (16 mg, 0.2 mmol), HBr (48% aqueous solution, 186 mg, 1.1 mmol), 1.25 h, balloon of O₂. ^b Relative distribution of products determined by ¹H NMR.



Table 6 Optimization of amounts of AN and HCl in the aerobic transformation of **1a**^a

Entry	AN (equiv.)	HCl (equiv.)	5a ^b	3a ^b	4a ^b	Conv. ^b (%)
1	0	1.8	0	4	0	4
2	0.5	2.0	64	10	26	100
3	1.0	1.5	89	0	11	100
4	1.0	1.8	100	0	0	100 (84) ^c

^a Reaction conditions: **1a** (124 mg, 1 mmol), MeCN (5 mL), NH₄NO₃ (up to 80 mg, 1.0 mmol), HCl (37% aqueous solution, up to 197 mg, 2.0 mmol), 1 h, balloon of O₂. ^b Relative distribution of products determined by ¹H NMR. ^c Isolated yield.

of HCl could not compensate for the lower amount of AN. An additional optimization finally returned the optimal reaction conditions for the selective formation of sulfonyl chloride **5a** (entries 3 and 4).

In the next step, we explored the substrate scope. Several aromatic and aliphatic thiols were subjected to the reaction conditions, optimized for the preparation of sulfonyl bromides, and the results are summarized in Table 7. Thiophenols **1a–1d** bearing electron-donating groups yielded the corresponding sulfonyl bromides **2a–2d** in moderate to high yield (entries 1–4). Transformation proceeded well with electron-deficient thiophenols also (entries 5–13) furnishing the related sulfonyl bromides in good to high yields. No significant substituent effect could be observed.

Table 7 Bromination of thiols **1** into sulfonyl bromides **2**^a

Entry	R	1	t (h)	2	Yield ^b (%)
1	4-Me-C ₆ H ₄ -	1a	1.25	2a	93
2	4-i-Pr-C ₆ H ₄ -	1b	1.5	2b	89
3	2,4-Di-Me-C ₆ H ₃ -	1c	1.5	2c	49
4	4-MeO-C ₆ H ₄ -	1d	1.5	2d	75
5	3-MeO-C ₆ H ₄ -	1e	1.5	2e	78
6	C ₆ H ₅ -	1f	1.0	2f	74
7	4-Cl-C ₆ H ₄ -	1g	1.5	2g	73
8	2,5-Di-Cl-C ₆ H ₃ -	1h	1.25	2h	97
9	3,4-Di-Cl-C ₆ H ₃ -	1i	2.5	2i	73
10	2-F-C ₆ H ₄ -	1j	2.0	2j	67
11	4-F-C ₆ H ₄ -	1k	3.0	2k	73
12	2,4-Di-F-C ₆ H ₃ -	1l	1.5	2l	64
13	3-CF ₃ -C ₆ H ₄ -	1m	1.5	2m	81
14	C ₆ F ₅ -	1n	3.5	2n	67
15	2-Naphthyl-	1o	1.5	2o	70
16	1-Octyl	1p	4.0	2p	71
17	Cyclohexyl-	1q	4.0	2q	84

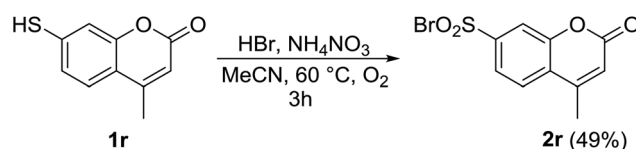
^a Reaction conditions: **1** (1 mmol), MeCN (5 mL), NH₄NO₃ (16 mg, 0.2 mmol), HBr (48% aqueous solution, 186 mg, 1.1 mmol), balloon of O₂. ^b Isolated yield.

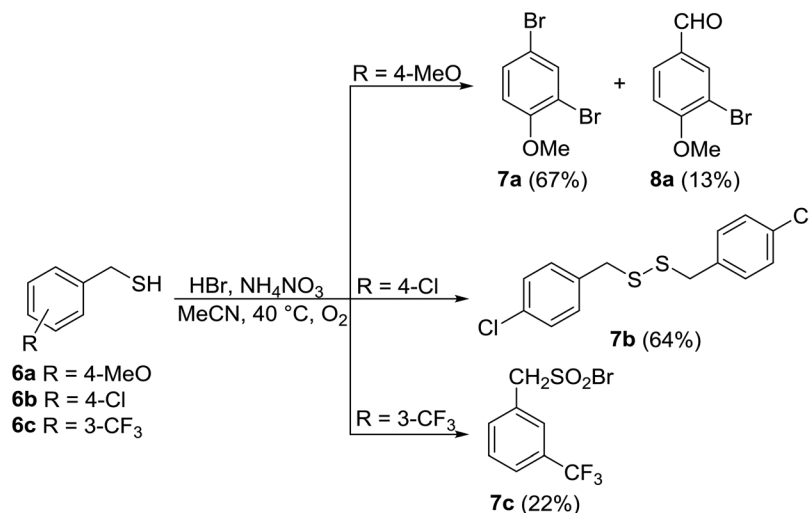
Difluoro- and dichlorothiophenols (entries 8, 9 and 12) exhibited good reactivity, and we decided to test pentafluoro-thiophenol **1n** (entry 14). The corresponding sulfonyl bromide **2n** was isolated in a good yield under considerably milder conditions than known in the literature.^{65,66} 2-Naphthalenethiol **1o** yielded the related sulfonyl bromide **2o** in 70% yield (entry 15). In addition, the reactivity of aliphatic thiols **1p** and **1q** was examined. Both thiols produced the desired sulfonyl bromides **2p** and **2q** in good yields (entries 16 and 17). The reaction was exemplified on a heterocyclic coumarine derivative **1r**. The related sulfonyl bromide **2r** was isolated in 49% yield, Scheme 1. The acidic-labile lactone functionality did not interfere in spite of the acidic reaction conditions and the elevated temperature.

Reaction times for aliphatic thiols are longer compared to the aromatic thiols, indicating that nucleophilicity is not the most important parameter determining the reactivity in this transformation. By taking into account the relative insensitivity of the reaction rate on the substituents in the case of aryl thiols, acidity can also be ruled out. This suggests that radical species may play a role in the reaction mechanism. It is based on the fact that the thiophenoxy radicals are more stabilized than the thioalkoxy counterparts, tentatively explaining an increased reactivity of aryl- over alkyl thiols.

The substrate scope was explored for the transformation of thiols **1** into the corresponding sulfonyl chlorides **5**; the results are presented in Table 8.

As evident from Table 8, chlorination of thiols **1** is more sluggish than bromination and there is no apparent substituent effect. This is consistent with the above-mentioned chlorination and bromination results. Both electron deficient and

Scheme 1 Aerobic functionalization of coumarine derivative **1r**.

Scheme 2 Aerobic functionalization of benzylic thiols **6a–c** with HBr/AN.Table 8 Chlorination of thiols **1** into sulfonyl chlorides **5**^a

$\text{R-SH} \xrightarrow[\text{MeCN, O}_2, 60^\circ\text{C}]{\text{HCl, NH}_4\text{NO}_3} \text{R-SO}_2\text{Cl}$					
Entry	R	1	<i>t</i> (h)	5	Yield ^b (%)
1	4-Me-C ₆ H ₄ -	1a	1.0	5a	84
2	4- <i>i</i> -Pr-C ₆ H ₄ -	1b	1.5	5b	63
3	2,4-Di-Me-C ₆ H ₃ -	1c	3.0	5c	89
4	3,5-Di-Me-C ₆ H ₃ -	1cc	2.0	5cc	75
5	2-MeO-C ₆ H ₄ -	1dd	3.25	5dd	79
6	3-MeO-C ₆ H ₄ -	1e	2.5	5e	84
7	C ₆ H ₅ -	1f	3.0	5f	87
8	4-Cl-C ₆ H ₄ -	1g	2.25	5g	74
9	2,5-Di-Cl-C ₆ H ₃ -	1h	5.0	5h	55
10	3,4-Di-Cl-C ₆ H ₃ -	1i	3.5	5i	55
11	2-F-C ₆ H ₄ -	1j	2.0	5j	75
12	4-F-C ₆ H ₄ -	1k	3.25	5k	77
13	2,4-Di-F-C ₆ H ₃ -	1l	3.5	5l	73
14	3-CF ₃ -C ₆ H ₄ -	1m	2.5	5m	66
15	2-Naphthyl-	1o	2.0	5o	73
16	1-Octyl	1p	4.5	5p	67
17	Cyclohexyl-	1q	3.5	5q	83

^a Reaction conditions: **1** (1 mmol), MeCN (5 mL), NH₄NO₃ (80 mg, 1.0 mmol), HCl (37% aqueous solution, 178 mg, 1.8 mmol), balloon of O₂. ^b Isolated yield.

electron rich as well as aromatic and aliphatic substrates afforded the desired sulfonyl chlorides **5** in good yields. The results suggest that chlorination and bromination reaction pathways are similar.

Unlike aromatic and aliphatic thiols, benzylic thiols turned out to be somehow more specific substrates in the transformation with HBr/AN, exhibiting considerably higher reactivity.

For this reason, the reactions were performed under slightly modified conditions, at 40 °C with 0.4 equiv. of AN and 2.2 equiv. of HBr. Higher temperatures and lower amounts of

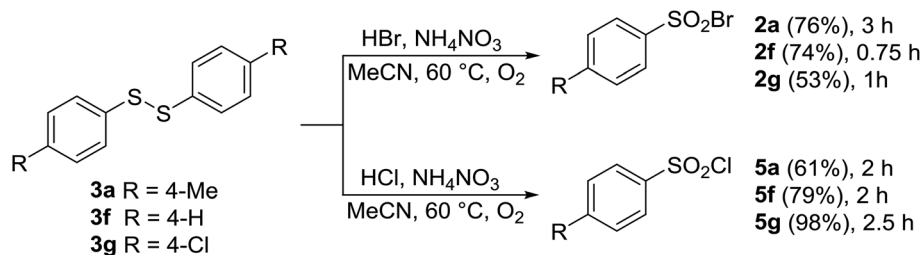
reagents gave rise to complex reaction mixtures. Nevertheless, 4-methoxybenzyl thiol **6a** was transformed into two unexpected products, **7a** and **8a**. Apparently, oxidation into aldehyde **8a** and *ipso*-substitution into **7a** is accompanied by an electrophilic aromatic substitution *ortho* to the activating methoxy group. In contrast, 4-chlorobenzyl thiol **6b** yielded the corresponding disulfide **7b**, and only 3-(trifluoromethyl)benzyl thiol **6c** furnished the expected sulfonyl bromide **7c** in a moderate 22% yield.

As discussed above, under certain conditions, oxidative halogenation of thiol **1a** gave rise to disulfide **3a** and thiosulfonate **4a** (Tables 1–6). To shed light on the reaction mechanism, the above-mentioned presence of disulfide **3a** and thiosulfonate **4a** prompted us to prepare and react three disulfides **3a–g** and thiosulfonates **4g**. As shown in Schemes 3 and 4, upon reaction with HCl or HBr in the presence of AN both types of the substrates afforded the corresponding sulfonyl halogenides, with no other products being detected. This suggested that disulfides **3** and/or thiosulfonates **4** are potential intermediates in the reaction pathway from **1** to **2** or **5**.

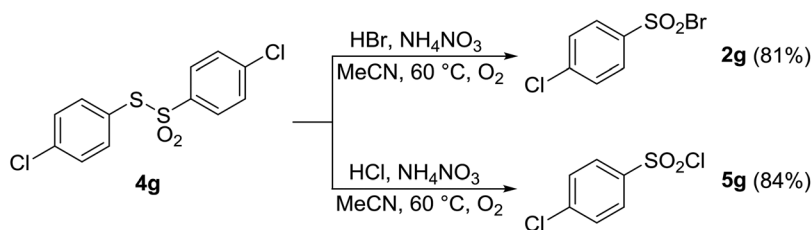
The transformation of **1a** under the optimized reaction conditions was then carried out with HBr/AN in the presence of various inhibitors and traps, including 2,2,6,6-tetramethylpiperidine oxil (TEMPO), 2,6-di-*tert*-butyl-4-methylphenol (BHT) and *o*-dinitrobenzene (*o*-DNB) in equimolar amounts. The results are presented in Table 9.

The reaction course in the presence of TEMPO (entry 2) was noticeably different from a reaction without TEMPO (entry 1). Full conversion of **1a** was noted, and only 36% of the targeted product **2a** was formed, signifying that radical intermediates play one of the key roles in this transformation. In addition, 64% of an unknown product was observed, which was transformed into thiosulfonate **4a** during the attempt of isolation. A potential explanation is presented in Scheme 5. Although the effect of BHT was less pronounced, it significantly modified the distribution of the products (Table 9, entry 3). *o*-DNB as an electron scavenger made little impact, but its influence on the





Scheme 3 Aerobic oxidative transformation of disulfides **3a**, **f**, **g** with HX/AN.



Scheme 4 Aerobic transformation of thiosulfonate **4g** with HX/AN.

Table 9 The role of inhibitors in the aerobic transformation of **1a**^a

Entry	Inhibitor	2a ^b	3a ^b	4a ^b	Conv. ^b (%)
1	—	100	0	0	100
2	TEMPO	36	0	0	100 ^c
3	BHT	71	17	12	100
4	<i>o</i> -DNB	94	0	6	100

^a Reaction conditions: **1a** (37 mg, 0.3 mmol), MeCN (2.5 mL), inhibitor (0.3 mmol), NH₄NO₃ (5 mg, 0.06 mmol), HBr (48% aqueous solution, 56 mg, 0.33 mmol), 1.25 h, balloon of O₂. ^b Relative distribution of products determined by ¹H NMR. ^c 64% of an unknown product was observed, and it was transformed into **4a** during column chromatography on silica gel.

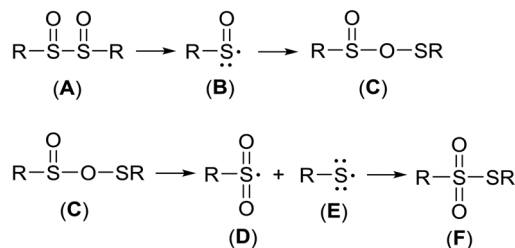
course of the reaction was in favor of the involvement of single-electron transfer and radical intermediates (Table 9, entry 4).

As established earlier,⁶⁷ it is reasonable to expect that *vic*-disulfoxide (**A**) decomposes to a sulfinyl radical (**B**), and the latter recombines into OS-sulphenyl sulfinate (**C**). The unstable species (**C**) fragments into sulfenyl- (**D**) and sulfonyl radical (**E**) that recombine into thiosulfonate (**F**), Scheme 5.

One of the potential pathways for the formation of disulfide **3a** from **1a** could be *via* sulfenyl halogenide (RSX), a source of RS⁺. As compounds RSX are highly reactive and difficult to isolate, experiments were performed to test their presence in the reaction mixture. Thus, thiol **1a** was treated with HBr/AN under the optimized reaction conditions in the presence of 1 equiv. of 1,1-diphenylethene (DPE), a potential scavenger of electrophilic species.

When TLC noted the complete consumption of **1a**, the reaction was quenched and the crude reaction mixture was analyzed by ¹H NMR spectroscopy. It revealed the full conversion of DPE, and the presence of three compounds. One of those, exhibiting a singlet resonance in the aliphatic region at approximately δ 4.5 ppm (minor component in the spectrum), was tentatively assigned to the addition product (**G**). The other two compounds, having singlet resonances in the olefinic region at δ 6.8 ppm were assigned to the addition–elimination products (**H**) (major component) and (**I**) (Scheme 6). Sulfonyl bromide **2a** could only be detected in trace amounts. To reduce the complexity of the above crude reaction mixture, it was allowed to react with potassium carbonate in refluxing DCM for 6 h. Subsequent ¹H NMR analysis showed the disappearance of the resonance belonging to (**G**), whereas those





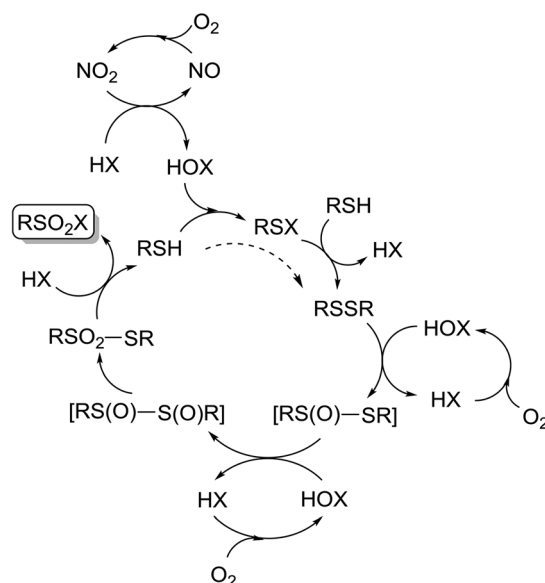
Scheme 5 Transformation of vic-disulfoxide (A) into thiosulfonate (F).

to (H) and (I) remained present. GC-MS analysis revealed the presence of the main product (H) with m/z 302, and two minor products, 1-bromo-2,2-diphenylethene (I) (m/z 258) and disulfide 3a (m/z 246). Detection of product (H) gives a strong indication of the presence of electrophilic sulfonyl bromide. Product (I) confirmed the formation of electrophilic bromine species. Another positive indication of the electrophilic bromonium species is the above-mentioned aromatic ring bromination of 6a into 7a and 8a (Scheme 2).

In bromination of thiol 1a into sulfonyl bromide 2a, *p*-tolylsulfonyl bromide is likely an intermediate. To confirm this hypothesis, in independent experiments, 1a was upon treatment with NBS and NCS transformed into *p*-tolylsulfonyl bromide and chloride, respectively, which were then further treated with oxygen in the presence of ammonium nitrate at 60 °C. *p*-Tolylsulfonyl bromide was completely converted into sulfonyl bromide 2a, whereas the oxidation of *p*-tolylsulfonyl chloride into sulfonyl chloride 5a proceeded with lower conversion and selectivity. It could be concluded that RSX may play a role as an intermediate in this transformation.

A potential reaction cycle, proposed in Scheme 7 is similar to the one proposed by Madabhushi.³⁸ Ammonium nitrate decomposition in the acidic medium yielded NO/NO₂, which are the key players in the catalytic cycle. Indeed, during the experiments it was possible to observe several consecutive appearances and disappearances of brown gas.

NO₂ served as an oxidizer for halogenide ions into the electrophilic halogen species, and the latter might be involved in oxidation processes to give the final sulfonyl halogenides. Oxidation of NO into NO₂ took place with oxygen as the terminal oxidizer. Thiol probably reacted first with the electrophilic halogen species that is formed from HX, thus giving RSX.

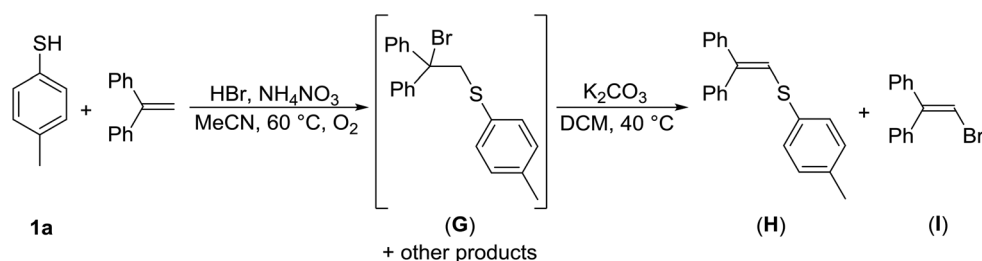


Scheme 7 Proposed reaction pathways for the transformation of thiols into sulfonyl halogenides.

Thiol could react with RSX, yielding disulfide and HX. A direct formation of disulfide from thiols and without RSX could not be completely ruled out;⁶⁸ however, the reaction could in part take place directly and partly over RSX formation. Disulfide is further likely oxidized into thiosulfonate with the involvement of the potential intermediates as shown in Scheme 5. An experiment in favor of these intermediates may possibly be seen in Table 9, entry 2, where an unknown product was transformed into thiosulfonate 4a during column chromatography. Thiosulfonate is finally transformed into the target sulfonyl halogenide by attack of halogenide ions, while the concomitantly formed RSH enters a new cycle.

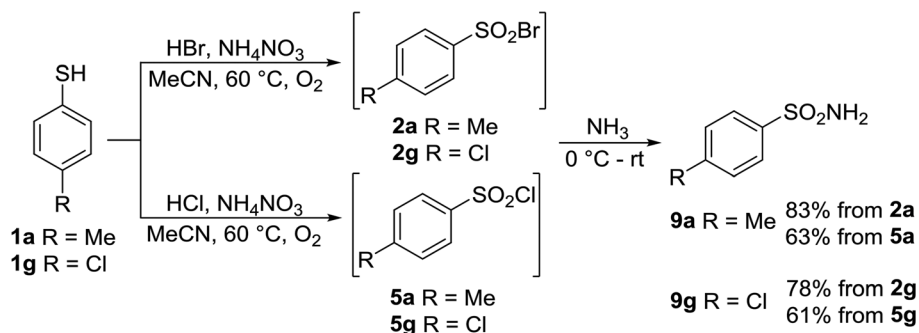
Sulfonyl halogenides are versatile synthons for the preparation of sulfonyl amides, which are very useful in pharmacy and human and veterinary medicine. One of our goals was a "one-pot" transformation of thiols into sulfonamides, Scheme 8.

4-Methylthiophenol 1a and 4-chlorothiophenol 1g were transformed into the corresponding sulfonyl bromides 2a and 2g and sulfonyl chlorides 5a and 5g, and were treated further



Scheme 6 Trapping of electrophilic intermediates with DPE.





Scheme 8 "One-pot" conversion of thiols to sulfonamides.

without isolation with the aqueous solution of ammonia. Sulfonamides **9a** and **9g** were successfully isolated; however, the yields of sulfonamides from sulfonyl bromides were appreciably higher (Scheme 8).

Finally, we explored the reaction scale-up with HBr and HCl systems. Thiol **1a** (20 mmol) was solubilized in 20 mL of MeCN and stirred at 60 °C in the presence of 0.2 equiv. of AN (4 mmol) and 1.1 equiv. of 48% aqueous solution of HBr. The reaction was complete in 3 h as judged by TLC. Reactions on a one mmol scale were conducted with higher amounts of MeCN (5 mL) in order to assure relatively short reaction times. In the case of scale-up, we decided to reduce the amount of solvent at the cost of a reasonably longer reaction time. We were pleased to see that the reaction was complete in 3 h in comparison with 1.25 h on a one mmol scale. Several cycles of NO_x were observed with appearances and disappearances of brown gas. The balloon was replaced with a new balloon of oxygen when the cycling ceased. Two replacements of balloons with oxygen were made. The solvent was removed under reduced pressure, and 40 mL of water was added and solid filtered. The air-dried solid was "filtered" over a short pad of silica gel, and 56% of **2a** was isolated.

Scale-up in the case with HCl/AN was also carried out on 20 mmol of **1a** in 20 mL of MeCN with 1.8 equiv. of 36% aqueous solution of HCl and 1.5 equiv. of AN. Similarly as in the case of HBr, the lower amount of solvent was used, and the reaction was complete in 4.5 h. On a one mmol scale, the reaction was complete in 1 h. The reaction course was similar to the previous example. Two replacements of balloons with oxygen were made. The solvent was evaporated, and 20 mL of methyl-*t*-butyl ether (MTBE) and a few drops of water were added. The resulting mixture was cooled in an ice-bath, carefully neutralized with solid NaHCO_3 , dried with anhydrous sodium sulfate and filtered. The filtrate was concentrated, and "filtered" over a short pad of silica gel. Sulfonyl chloride **5a** was isolated in 52% yield.

Conclusion

Environmentally benign, metal-free aerobic oxidation of thiols into sulfonyl bromides and chlorides with the aqueous solu-

tions of HBr and HCl in the presence of AN was developed. Inorganic reactants were used in their natural form – bromide, chloride, nitrate and oxygen. Halogenated solvents were not used. The reacting system consisted of NO_x gases, a crucial actor, while oxygen was the terminal oxidizer. The HBr/AN system exhibited higher reactivity than the HCl/AN system due to the more favorable oxidation potential of the bromide ion. Consequently, transformations in the case of HBr/AN required lower amounts of reactants: 0.2 equivalents of AN and 1.1 equivalents of HBr, thus contributing noticeably to the atom economy. The transformations produced low amounts of non-hazardous inorganic waste, while there was practically no organic waste in contrast to the numerous known methods for the preparation of sulfonyl halogenides. Acetonitrile was removed by distillation and could be reused. Aryl- and alkyl-substituted thiols furnished the corresponding sulfonyl halogenides as sole products, whereas benzyl thiols exhibited higher reactivity and products with different selectivity. An important contribution to green chemistry principles was made by isolation and purification. Sulfonyl halogenides were isolated without extraction and column chromatography. Owing to the excellent reaction selectivity and the purity of the crude products, "filtration" over a short pad of silica gel was done. Avoidance of both classic operations saved considerable amounts of solvents. The reaction pathways were examined and a catalytic cycle was proposed. Disulfides and thiosulfonates as potential intermediates could yield the sulfonyl halogenides under the studied reaction conditions. Electrophilic sulfur species RS^+ and HOX were also the likely intermediates according to the isolated products. Radicals are likely to be important intermediates in this transformation, and the substituents have a rather low influence on the reactivity of the aryl-substituted thiols. Comparison of the reactivity of alkyl- and aryl thiols may be an indication that nucleophilicity was not the main factor governing the reactivity. Little differences in the reactivity of aryl thiols indicated that acidity was not the decisive factor determining the reactivity. It appears that stabilization of the thiophenoxy radical is a more important parameter. "One-pot" transformation of thiol into sulfonamide *via* sulfonyl bromide and chloride was demonstrated. Scale-up preparation of sulfonyl bromide and chloride was also carried out.



Acknowledgements

We would like to express our gratitude to Prof. A. Togni, Dr J. Charpentier, E. Pietrasiak and Mass Spectrometry Laboratory at ETH Zurich, Switzerland for their kind, swift and generous response with HRMS analyses. Prof. J. Cerkovnik for GC-MS, Mrs T. Stipanovič and Prof. J. Svete for the elemental combustion analyses and the Slovenian Research Agency (P1-0134 and P1-0230) for financial support are gratefully acknowledged.

Notes and references

- (a) M. Lancaster, *Green Chemistry: An Introductory Text*, RSC, Cambridge, 2002; (b) *Handbook of Green Chemistry and Technology*, ed. J. Clark and D. Macquarrie, Blackwell Science, Oxford, 2002; (c) *Green Chemical Reactions*, ed. P. Tundo and V. Esposito, Springer, Dordrecht, 2008.
- (a) C.-J. Li and B. M. Trost, *Proc. Natl. Acad. Sci. U. S. A.*, 2008, **105**, 13197–13202; (b) R. A. Sheldon, *Green Chem.*, 2005, **7**, 267–278; (c) *Green Chemistry: Designing Chemistry for the Environment*, ed. P. T. Anastas and T. C. Williamson, ACS Symposium Series 626, Washington, DC, 1996; (d) *Green Chemical Syntheses and Processes*, ed. P. T. Anastas, L. G. Heine and T. C. Williamson, ACS Symposium Series 767, Washington, DC, 2000.
- See, for example: (a) N. D. Litvinas, B. H. Brodsky and J. Du Bois, *Angew. Chem., Int. Ed.*, 2009, **48**, 4513–4516; (b) G. De Faveri, G. Ilyashenko and M. Watkinson, *Chem. Soc. Rev.*, 2011, **40**, 1722–1760; (c) G.-J. ten Brink, I. W. C. E. Arends and R. A. Sheldon, *Chem. Rev.*, 2004, **104**, 4105–4123; (d) A. Podgoršek, M. Zupan and J. Iskra, *Angew. Chem., Int. Ed.*, 2009, **48**, 8424–8450; (e) B. S. Lane and K. Burgess, *Chem. Rev.*, 2003, **103**, 2457–2473; (f) M. Jereb, M. Zupan and S. Stavber, *Chem. Commun.*, 2004, 2614–2615; (g) M. Jereb, *Green Chem.*, 2012, **14**, 3047–3052.
- See, for example: (a) R. A. Sheldon, I. W. C. E. Arends, G.-J. ten Brink and A. Dijkstra, *Acc. Chem. Res.*, 2002, **35**, 774–781; (b) Z. Shi, C. Zhang, C. Tang and N. Jiao, *Chem. Soc. Rev.*, 2012, **41**, 3381–3430; (c) H. Miyaura and S. Kobayashi, *Acc. Chem. Res.*, 2014, **47**, 1054–1066; (d) A. N. Vedernikov, *Acc. Chem. Res.*, 2012, **45**, 803–813; (e) T. Punniyamurthy, S. Velusamy and J. Iqbal, *Chem. Rev.*, 2005, **105**, 2329–2363; (f) A. N. Campbell and S. S. Stahl, *Acc. Chem. Res.*, 2012, **45**, 851–863; (g) B. L. Ryland and S. S. Stahl, *Angew. Chem., Int. Ed.*, 2014, **53**, 8824–8838; (h) S. D. McCann and S. S. Stahl, *Acc. Chem. Res.*, 2015, **48**, 1756–1766; (i) C. Parmeggiani and F. Cardona, *Green Chem.*, 2012, **14**, 547–564.
- See, for example: (a) Y.-F. Liang and N. Jiao, *Angew. Chem., Int. Ed.*, 2014, **53**, 548–552; (b) S. Handa, J. C. Fennewald and B. H. Lipshutz, *Angew. Chem., Int. Ed.*, 2014, **53**, 3432–3435; (c) H. Huang, J. Huang, Y.-M. Liu, H.-Y. He, Y. Cao and K.-N. Fan, *Green Chem.*, 2012, **14**, 930–934; (d) R. Prebil, G. Stavber and S. Stavber, *Eur. J. Org. Chem.*, 2014, 395–402; (e) X. Sun, X. Li, S. Song, Y. Zhu, Y.-F. Liang and N. Jiao, *J. Am. Chem. Soc.*, 2015, **137**, 6059–6066.
- (a) H.-T. Yang, G.-W. Wang, Y. Xu and J.-C. Huang, *Tetrahedron Lett.*, 2006, **47**, 4129–4131; (b) K. Wojciechowski and K. Dolatowska, *Tetrahedron*, 2005, **61**, 8419–8422.
- See, for example: (a) C. Wei, K.-F. Mo and T.-L. Chan, *J. Org. Chem.*, 2003, **68**, 2948–2951; (b) M. G. H. Vicente, M. T. Cancilla, C. B. Lebrilla and K. M. Smith, *Chem. Commun.*, 1998, 2355–2356.
- C. M. R. Volla and P. Vogel, *Angew. Chem., Int. Ed.*, 2008, **47**, 1305–1307.
- S. Zhang, X. Zeng, Z. Wei, D. Zhao, T. Kang, W. Zhang, M. Yan and M. Luo, *Synlett*, 2006, 1891–1894.
- L. Wang, W. He and Z. Yu, *Chem. Soc. Rev.*, 2013, **42**, 599–621.
- Q. Wu, D. Zhao, X. Qin, J. Lan and J. You, *Chem. Commun.*, 2011, **47**, 9188–9190.
- M. Chen, Z.-T. Huang and Q.-Y. Zheng, *Chem. Commun.*, 2012, **48**, 11686–11688.
- (a) M. Nielsen, C. B. Jacobsen, N. Holub, M. W. Paixão and K. A. Jørgensen, *Angew. Chem., Int. Ed.*, 2010, **49**, 2668–2679; (b) A.-N. R. Alba, X. Companyó and R. Rios, *Chem. Soc. Rev.*, 2010, **39**, 2018–2033.
- (a) E. Pfund, T. Lequeux and D. Gueyraud, *Synthesis*, 2015, 1534–1546; (b) B. Chatterjee, S. Bera and D. Mondal, *Tetrahedron: Asymmetry*, 2014, **25**, 1–55.
- R. Löser, S. Fischer, A. Hiller, M. Köckerling, U. Funke, A. Maisson, P. Brust and J. Steinbach, *Beilstein J. Org. Chem.*, 2013, **9**, 1002–1011.
- M. A. Wallace, C. E. Raab, D. C. Dean and D. G. Melillo, *J. Labelled Compd. Radiopharm.*, 2005, **48**, 275–283.
- C. E. Raab, J. W. Butcher, T. M. Connolly, J. Karczewski, N. X. Yu, S. J. Staskiewicz, N. Liverton, D. C. Dean and D. G. Melillo, *Bioorg. Med. Chem. Lett.*, 2006, **16**, 1692–1695.
- See, for example: (a) M. R. Caira, *Mol. Pharmaceutics*, 2007, **4**, 310–316; (b) D. Mandloi, S. Joshi, P. V. Khadikar and N. Khosla, *Bioorg. Med. Chem. Lett.*, 2005, **15**, 405–411; (c) K. Namba, X. Zheng, K. Motoshima, H. Kobayashi, A. Tai, E. Takahashi, K. Sasaki, K. Okamoto and H. Kakuta, *Bioorg. Med. Chem.*, 2008, **16**, 6131–6144; (d) G. L. Backes, D. M. Neumann and B. S. Jursic, *Bioorg. Med. Chem.*, 2014, **22**, 4629–4636.
- See, for example: (a) B. T. Worrell, S. P. Ellery and V. V. Fokin, *Angew. Chem., Int. Ed.*, 2013, **52**, 13037–13041; (b) B. T. Worrell, J. A. Malik and V. V. Fokin, *Science*, 2013, **340**, 457–460.
- See, for example: (a) F.-L. Yang and S.-K. Tian, *Angew. Chem., Int. Ed.*, 2013, **52**, 4929–4932; (b) T.-T. Wang, F.-L. Yang and S.-K. Tian, *Adv. Synth. Catal.*, 2015, **357**, 928–932; (c) J. Chen, J. Mao, Y. He, D. Shi, B. Zou and G. Zhang, *Tetrahedron*, 2015, **71**, 9496–9500.
- See, for example: (a) Y. Chen, F. Xiao, H. Chen, S. Liu and G.-J. Deng, *RSC Adv.*, 2014, **4**, 44621–44628; (b) S. Guo, W. He, J. Xiang and Y. Yuan, *Tetrahedron Lett.*, 2015, **56**, 2159–2162.



- 22 See, for example: (a) F. Xiao, H. Xie, S. Liu and G.-J. Deng, *Adv. Synth. Catal.*, 2014, **356**, 364–368; (b) Y.-M. Lin, G.-P. Lu, C. Cai and W.-B. Yi, *Org. Lett.*, 2015, **17**, 3310–3313; (c) H. Rao, P. Wang, J. Wang, Z. Li, X. Sun and S. Cao, *RSC Adv.*, 2014, **4**, 49165–49169.
- 23 See, for example: (a) J.-K. Qiu, W.-J. Hao, D.-C. Wang, P. Wei, J. Sun, B. Jiang and S.-J. Tu, *Chem. Commun.*, 2014, **50**, 14782–14785; (b) S. Tang, Y. Wu, W. Liao, R. Bai, C. Liu and A. Lei, *Chem. Commun.*, 2014, **50**, 4496–4499; (c) T.-T. Wang, F.-X. Wang, F.-L. Yang and S.-K. Tian, *Chem. Commun.*, 2014, **50**, 3802–3805; (d) W.-H. Rao, B.-B. Zhan, K. Chen, P.-X. Ling, Z.-Z. Zhang and B.-F. Shi, *Org. Lett.*, 2015, **17**, 3552–3555; (e) Y. Tang, Y. Zhang, K. Wang, X. Li, X. Xu and X. Du, *Org. Biomol. Chem.*, 2015, **13**, 7084–7090.
- 24 H. Veisi, R. Ghorbani-Vaghei, S. Hemmati and J. Mahmoodi, *Synlett*, 2011, 2315–2320.
- 25 J. D. Bonk, D. T. Amos and S. J. Olson, *Synth. Commun.*, 2007, **37**, 2039–2050.
- 26 H. Veisi, A. Sedrpoushan, S. Hemmati and D. Kordestani, *Phosphorus, Sulfur Silicon Relat. Elem.*, 2012, **187**, 769–775.
- 27 S. Hemmati, M. M. Mojtahedi, M. S. Abaee, Z. Vafajoo, S. G. Saremi, M. Noroozi, A. Sedrpoushan and M. Ataee, *J. Sulfur Chem.*, 2013, **4**, 347–357.
- 28 B. Maleki, S. Hemmati, R. Tayebee, S. Salemi, Y. Farokhzad, M. Baghayeri, F. M. Zonoz, E. Akbarzadeh, R. Moradi, A. Entezari, M. R. Abdi, S. S. Ashrafi, F. Taimazi and M. Hashemi, *Helv. Chim. Acta*, 2013, **96**, 383–386.
- 29 H. Veisi, *Bull. Korean Chem. Soc.*, 2012, **33**, 383–386.
- 30 K. Bahrami, M. M. Khodaei and M. Soheilizad, *Synlett*, 2009, 2773–2776.
- 31 K. Bahrami, M. M. Khodaei and D. Khaledian, *Tetrahedron Lett.*, 2012, **53**, 354–358.
- 32 K. Bahrami, M. M. Khodaei and J. Abbasi, *Synthesis*, 2012, 316–322.
- 33 K. Bahrami, M. M. Khodaei and M. Soheilizad, *J. Org. Chem.*, 2009, **74**, 9287–9291.
- 34 S. W. Wright and K. N. Hallstrom, *J. Org. Chem.*, 2006, **71**, 1080–1084.
- 35 H. Veisi, R. Ghorbani-Vaghei and J. Mahmoodi, *Bull. Korean Chem. Soc.*, 2011, **32**, 3692–3695.
- 36 G. K. S. Prakash, T. Mathew, C. Panja and G. A. Olah, *J. Org. Chem.*, 2007, **72**, 5847–5850.
- 37 Y. J. Park, H. H. Shin and Y. H. Kim, *Chem. Lett.*, 1992, **21**, 1483–1486.
- 38 S. Madabhushi, R. Jillella, V. Sriramoju and R. Singh, *Green Chem.*, 2014, **16**, 3125–3131.
- 39 T. Okada, H. Matsumuro, T. Iwai, S. Kitagawa, K. Yamazaki, T. Akiyama, T. Asawa, Y. Sugiyama, Y. Kimura and M. Kirihaara, *Chem. Lett.*, 2015, **44**, 185–187.
- 40 A. R. Massah, S. Sayadi and S. Ebrahimi, *RSC Adv.*, 2012, **2**, 6606–6616.
- 41 Y.-M. Pu, A. Christensen and Y.-Y. Ku, *Tetrahedron Lett.*, 2010, **51**, 418–421.
- 42 O. M. Lezina, S. A. Rubtsova and A. V. Kuchin, *Russ. J. Org. Chem.*, 2011, **47**, 1249–1251.
- 43 T. Kataoka, T. Iwama, T. Setta and A. Takagi, *Synthesis*, 1998, 423–426.
- 44 G. Blotny, *Tetrahedron Lett.*, 2003, **44**, 1499–1501.
- 45 K. Bahrami, *Synlett*, 2011, 2671–2674.
- 46 O. Chantarasriwong, D. O. Jang and W. Chavasiri, *Tetrahedron Lett.*, 2006, **47**, 7489–7492.
- 47 M. Kirihaara, S. Naito, Y. Nishimura, Y. Ishizuka, T. Iwai, H. Takeuchi, T. Ogata, H. Hanai, Y. Kinoshita, M. Kishida, K. Yamazaki, T. Noguchi and S. Yamashoji, *Tetrahedron*, 2014, **70**, 2464–2471.
- 48 C. Wang, C. Hamilton, P. Meister and C. Menning, *Org. Process Res. Dev.*, 2007, **11**, 52–55.
- 49 N. Barnwell, P. Cornwall, D. Horner, J. Knott and J. Liddon, *Org. Process Res. Dev.*, 2010, **14**, 278–288.
- 50 Z. Yang, Y. Zheng and J. Xu, *Synlett*, 2013, 2165–2169.
- 51 Z. Yang, B. Zhou and J. Xu, *Synthesis*, 2014, 225–229.
- 52 Z. Yang and J. Xu, *Synthesis*, 2013, 1675–1682.
- 53 See, for example: (a) A. Nishiguchi, K. Maeda and S. Miki, *Synthesis*, 2006, 4131–4134; (b) L. Kværnø, M. Werder, H. Hauser and E. M. Carreira, *Org. Lett.*, 2005, **7**, 1145–1148; (c) V. Percec, T. K. Bera, B. B. De, Y. Sanai, J. Smith, M. N. Holerca, B. Barboiu, R. B. Grubbs and J. M. J. Fréchet, *J. Org. Chem.*, 2001, **66**, 2104–2117.
- 54 H. Sohmiya, T. Kimura, M. Fujita and T. Ando, *Tetrahedron*, 1998, **54**, 13737–13750.
- 55 Y. Joyard, C. Papamicaël, P. Bohn and L. Bischoff, *Org. Lett.*, 2013, **15**, 2294–2297.
- 56 Y. Gareau, J. Pellicelli, S. Laliberté and D. Gauvreau, *Tetrahedron Lett.*, 2003, **44**, 7821–7824.
- 57 M. C. F. Monnee, M. F. Marijne, A. J. Brouwer and R. M. J. Liskamp, *Tetrahedron Lett.*, 2000, **41**, 7991–7995.
- 58 R. Pandya, T. Murashima, L. Tedeschi and A. G. M. Barrett, *J. Org. Chem.*, 2003, **68**, 8274–8276.
- 59 H. Woolven, C. González-Rodríguez, I. Marco, A. L. Thompson and M. C. Willis, *Org. Lett.*, 2011, **13**, 4876–4878.
- 60 P. Vedsø, P. H. Olesen and T. Hoeg-Jensen, *Synlett*, 2004, 892–894.
- 61 H. Meerwein, G. Dittmar, R. Göllner, K. Hafner, F. Mensch and O. Steinfort, *Chem. Ber.*, 1957, **90**, 841–852.
- 62 L. Malet-Sanz, J. Madrzak, S. V. Ley and I. R. Baxendale, *Org. Biomol. Chem.*, 2010, **8**, 5324–5332.
- 63 C. Ferri, *Reaktionen der organischen Synthese*, Thieme, Stuttgart, 1978.
- 64 J. R. DeBergh, N. Niljianskul and S. L. Buchwald, *J. Am. Chem. Soc.*, 2013, **135**, 10638–10641.
- 65 V. E. Platonov, R. A. Bredikhin, A. M. Maksimov and V. V. Kireenkov, *J. Fluorine Chem.*, 2010, **131**, 13–16.
- 66 R. A. Bredikhin, D. O. Usatenko, A. M. Maksimov and V. E. Platonov, *Procedia Chem.*, 2015, **15**, 265–271.
- 67 F. Freeman, *Chem. Rev.*, 1984, **84**, 117–135.
- 68 W. A. Pryor, D. F. Church, C. K. Govindan and G. Crank, *J. Org. Chem.*, 1982, **47**, 159–161.

