


Showcasing research from the groups of Dr. Santanu Roy and Dr. Vyacheslav S. Bryantsev at Oak Ridge National Laboratory, Oak Ridge, USA.

Tracing mechanistic pathways and reaction kinetics toward equilibrium in reactive molten salts

In this work, the complex speciation of a highly reactive molten salt mixture ( $\text{AlCl}_3\text{-KCl}$ ) is revealed through extensive *ab initio* modelling. For a range of compositions, we identify multiple competing reaction pathways and characterize their kinetics with a Marcus-like rate theory. The dynamic speciation in each composition is analysed using simulated spectroscopy and scattering methods. Notably, we demonstrate how simulated Raman spectroscopy outperforms the computed neutron structure factor,  $S(q)$ , at recognizing changes in speciation. By benchmarking against experiment, simulated Raman spectra identify the true distributions of species at equilibrium.

As featured in:



See Santanu Roy, Vyacheslav S. Bryantsev *et al.*, *Chem. Sci.*, 2024, 15, 3116.

Cite this: *Chem. Sci.*, 2024, 15, 3116

All publication charges for this article have been paid for by the Royal Society of Chemistry

## Tracing mechanistic pathways and reaction kinetics toward equilibrium in reactive molten salts†

Luke D. Gibson,<sup>a</sup> Santanu Roy,<sup>b</sup> Rabi Khanal,<sup>a</sup> Rajni Chahal,<sup>b</sup> Ada Sedova<sup>c</sup> and Vyacheslav S. Bryantsev<sup>b</sup>

In the dynamic environment of multi-component reactive molten salts, speciation unfolds as a complex process, involving multiple competing reaction pathways that are likely to face free energy barriers before reaching the reaction equilibria. Herein, we unravel intricate speciation in the  $\text{AlCl}_3$ -KCl melt compositions with rate theory and *ab initio* molecular dynamics simulations. We find that the compositions with 100 and 50 mol%  $\text{AlCl}_3$  exclusively comprise neutral  $\text{Al}_2\text{Cl}_6$  dimers and charged  $\text{AlCl}_4^-$  monomers, respectively. In intermediate  $\text{AlCl}_3$ -KCl compositions, the chemical speciation proves to be a very complex process, requiring over 0.5 nanosecond to reach an equilibrium distribution of multiple species. It is a consequence of the competitive formation and dissociation of additional species, including charged Al dimers, trimers, and tetramers. Here, the species formation occurs through ion exchange events, which we explain by computing free energy landscapes and employing a Marcus-like rate theory. We show that both interspecies and intraspecies ion exchanges are probable and are dictated by the local structural reorganization reflected in the change of local coulombic fields. The species distributions are validated by comparing computed Raman spectra and neutron structure factors with the available experimental data. We find an excellent simulation-experiment agreement in both cases. Nevertheless, Raman spectroscopy turns out to be particularly advantageous for distinguishing between unique species distributions because of the distinct vibrational signatures of different species. The mechanistic insight into reaction dynamics gained in this study will be essential for the advancement of molten salts as reactive media in high-temperature energy applications.

Received 7th December 2023  
Accepted 17th January 2024

DOI: 10.1039/d3sc06587a

rsc.li/chemical-science

## Introduction

Understanding speciation in molten salts (MS) is fundamentally critical to advancing next-generation high-temperature batteries, concentrated solar power plants, and nuclear reactors.<sup>1–5</sup> Due to the dependency on temperature and chemical environment, speciation can span across various length scales. It ranges from the formation of monomeric and small oligomeric species caused by corrosion of materials or fission reactions to the formation of larger nanoscale ion chains in MS media.<sup>6–18</sup> These microscopic speciation events can directly

impact macroscale MS properties such as ion solubility, viscosity, diffusivity, and conductivity.<sup>19–23</sup> Despite such importance and implications of speciation, the mechanistic understanding of how chemical species form and interconvert in reactive MS remains ambiguous and requires comprehensive investigation. A few recent kinetic studies<sup>15,17,18</sup> indicate that processes occurring at short length and time scales, such as ion exchange, can influence species formation or dissociation, consequently influencing the properties of MS. However, the direct relationship between them remains unclear and continues to be a subject of ongoing research.

Herein, we intend to achieve a mechanistic understanding of speciation reactions in the  $\text{AlCl}_3$ -based MS. These systems exhibit a wide spectrum of speciation-related chemical reactions of fundamental importance<sup>24–28</sup> and also show promise for use as electrolytes in high-temperature battery applications.<sup>29</sup> For example, although the Al-Cl interactions are mostly ionic, molecular species are still prevalent in the  $\text{AlCl}_3$ -based MS despite the extreme environments (namely, high temperature and purely ionic medium).<sup>28,30</sup> Furthermore, they are often used as reference solvent media with known chloride activity<sup>24–26</sup> determined by the following acid-base reaction equilibrium:

<sup>a</sup>Computational Sciences and Engineering Division, Oak Ridge National Laboratory, P.O. Box 2008, Oak Ridge, TN 37831, USA

<sup>b</sup>Chemical Science Division, Oak Ridge National Laboratory, P.O. Box 2008, Oak Ridge, TN 37831, USA. E-mail: roys@ornl.gov; bryantsev@ornl.gov

<sup>c</sup>Bioscience Division, Oak Ridge National Laboratory, P.O. Box 2008, Oak Ridge, TN 37831, USA

† Electronic supplementary information (ESI) available: Mathematical definition of  $\text{CN}_{\text{Al}}^{\text{Cl}}$ ,  $\text{CN}_{\text{Cl}}^{\text{Al}}$ ,  $n_{\text{Cl}}^{\text{shared}}$ , and  $n_{\text{Al}}^{\text{shared}}$ ; expression for survival probability correlation function; formalism of extended Marcus theory and corresponding parameters; details of PIM and AIMD simulations; details of Raman spectra calculations and alignment with experimental spectra; speciation and reaction analysis; species distribution at 66 mol%  $\text{AlCl}_3$  for Bias 1 and Bias 2; all RDFs;  $S(q)$  for the 58 mol% of  $\text{AlCl}_3$ . See DOI: <https://doi.org/10.1039/d3sc06587a>





Several potentiometric and spectroscopic studies<sup>31–34</sup> found that when additional metal ions are added as solutes, the chloride activity changes, providing insight into the stability and chemical equilibria of the chloro-coordination species formed in MS. Nevertheless, speciation in the  $\text{AlCl}_3$ -based MS mixtures can be remarkably complex, resulting in profound controversies. For instance, the neutron scattering measurements combined with the reverse Monte Carlo method reported the existence of polymeric corner-linked tetrahedral units in liquid  $\text{AlCl}_3$ .<sup>27</sup> This contradicts many studies including Raman spectroscopic measurements,<sup>28,35–40</sup> suggesting that liquid  $\text{AlCl}_3$  consists exclusively of discrete edge-shared  $\text{Al}_2\text{Cl}_6$  dimers. The oligomeric species other than dimers can only appear in appreciable concentrations if  $\text{AlCl}_3$  is mixed with alkali halides at a concentration greater than 50 mol%  $\text{AlCl}_3$ . From these studies, it is clear that a variety of Al species likely co-exist in the  $\text{AlCl}_3$ -based systems, with their distribution intricately dependent on the  $\text{AlCl}_3$  concentration in the melt. Consequently, the questions that require answers to achieve a unified understanding of speciation are: What are the precise structures and relative populations of different species at different  $\text{AlCl}_3$  concentrations? What is the origin of the discrepancy between the findings of neutron scattering and Raman spectroscopy? How does the variation in the  $\text{AlCl}_3$  concentration impact the mechanism and kinetics governing the speciation reactions? A rigorous multimodal theoretical investigation is necessary to address these questions, which we conduct here by combining molecular dynamics (MD) simulations, modeling of neutron scattering and Raman spectra, and rate theory for treating the reaction kinetics.

We recognize that simulating the  $\text{AlCl}_3$ -based MS with force field-based MD, even with a polarizable<sup>21,41–43</sup> ion model (PIM), has notable limitations. While there exists a PIM model for the pure  $\text{AlCl}_3$  melt,<sup>35,44</sup> parameterized to reproduce structures in both solid and liquid phases, a different PIM model<sup>45</sup> had to be developed for an equimolar mixture of  $\text{AlCl}_3$  and alkaline chlorides. This observation underscores the inherent difficulty in creating a single PIM model that can reliably treat a range of melt compositions, necessitating the utilization of the more-accurate *ab initio* molecular dynamics (AIMD) simulation. Nevertheless, the AIMD simulations of these systems conducted thus far have been limited to short times ( $\sim 10$  picoseconds (ps)),<sup>46,47</sup> yielding conclusions based on insufficient sampling, which further exacerbates the existing controversies. One AIMD study<sup>46</sup> showed that liquid  $\text{AlCl}_3$  predominantly consists of oligomeric species larger than the edge-shared dimer, in direct contrast to another AIMD study,<sup>47</sup> which indicated that dominant contributions come from dimers, accompanied by ring-like trimers. None of these short AIMD simulations are expected to provide statistically converged species distributions. The bond-forming/breaking phenomena that cause shifts in the distribution of species in molten  $\text{AlCl}_3$  are likely rare events. Therefore, at least several hundreds of picoseconds to nanoseconds (ns) of simulation time are required to accurately determine the reaction kinetics and the distributions of species at equilibrium.

In this work, by carrying out a series of nanoseconds of AIMD simulations, we unravel the complexities of Al speciation across various  $\text{AlCl}_3$ -KCl compositions. Our extensive sampling efforts have allowed us to observe the gradual convergence of species distributions toward equilibrium. It is evident from our results that the equilibrium liquid structure of pure  $\text{AlCl}_3$  is composed exclusively of edge-shared dimers, with larger oligomeric species only emerging when  $\text{AlCl}_3$  is mixed with KCl at concentrations exceeding 50 mol%  $\text{AlCl}_3$ . We have systematically investigated a wide range of interconversion pathways between various Al species and have demonstrated that, in certain instances, achieving a speciation equilibrium can require a minimum of 0.5 ns. Surprisingly, the computed neutron structure factors ( $S(q)$ ) obtained from two differing species distributions (*i.e.*, actively evolving *vs.* equilibrated) of the same composition were nearly indistinguishable, underscoring the insensitivity of  $S(q)$  to the unique distribution of species in the melt. This finding raises concerns, as it suggests that one can accidentally attain a good modeling-experiment agreement despite poor configurational sampling and draw inaccurate, controversial conclusions on speciation, as exemplified previously.<sup>27,46,47</sup> In contrast, the computed Raman spectra exhibit a strong sensitivity to the variation of the species distribution and match well with the measured spectra,<sup>39,40</sup> but only when computed for the equilibrium species distribution. Thus, Raman spectroscopy offers a significant advantage in effectively solving speciation-related problems, allowing cross-examination of neutron scattering data.

What stands out most prominently is the connection between the distribution of various species across the  $\text{AlCl}_3$ -KCl compositions and the trend in the local ion exchange mechanism and kinetics. A Marcus-like theory<sup>17,48</sup> and free-energy landscape analyses have been employed to provide insight into both intraspecies and interspecies ion exchanges. An interesting observation is that the reorganization of solvent ions around species induces changes in the local electrostatic environment, which in turn facilitates interspecies ion exchange and the formation of new species. Furthermore, the oligomeric species themselves undergo transitions between corner- and edge-shared configurations to allow the intraspecies  $\text{Cl}^-$  exchange and migration. This detailed fundamental study of ion exchange substantially contributes to our insight into speciation in reactive MS, a necessary step toward understanding MS properties and reactivity.

## Results and discussion

### Simulation strategy to attain chemical equilibrium in MS

While extensive AIMD is the main simulation drive in this study, PIM simulations can be useful for the initial system preparation before AIMD simulations (see ESI† for details). We performed 2 ns PIM simulations of  $\text{AlCl}_3 + \text{KCl}$  systems with 100 mol%, 66.7 mol%, 58 mol%, and 50 mol% of  $\text{AlCl}_3$  using the most-recent parameters<sup>35,44,45</sup> and used the PIM-equilibrated structures for the AIMD simulations. However, visual inspection and preliminary  $-\text{Al}-\text{Cl}-\text{Al}-$  type aggregate analysis of the PIM trajectories showed that the systems form mostly large



polymeric structures such as tetramers and pentamers that are unrealistic for 100 mol% and 58 mol% of  $\text{AlCl}_3$ . Further, when starting with the PIM-equilibrated configuration, the initial AIMD run for the pure  $\text{AlCl}_3$  melt contained a pentameric structure that remained intact even after 100 ps, indicating that the lifetime of this metastable species likely exceeds the feasible timescale of AIMD simulations. This serves as a cautionary tale for how not to take the results of relatively short AIMD simulations for granted without considering the existence of kinetically trapped states.<sup>47,50</sup> Therefore, further editing of the structures was necessary to obtain meaningful results before running additional computationally expensive AIMD simulations.

Based on the data from the Raman spectroscopy,<sup>38–40</sup> we built the pure  $\text{AlCl}_3$  system from neutral dimers ( $\text{Al}_2\text{Cl}_6$ ) in which 4  $\text{Cl}^-$  coordinate to each  $\text{Al}^{3+}$  and two of these 4  $\text{Cl}^-$  are shared between the two  $\text{Al}^{3+}$ . For 66.67 mol% of  $\text{AlCl}_3$ , we intended to generate two independent initial ensembles, 16  $\text{Al}_2\text{Cl}_7^-$  and (16  $\text{AlCl}_4^- + 8 \text{Al}_2\text{Cl}_6$ ), denoted as Bias 1 and Bias 2, respectively. Likewise, for 58 mol% of  $\text{AlCl}_3$ , we aimed for two independent initial ensembles as well, (20  $\text{AlCl}_4^- + 4 \text{Al}_2\text{Cl}_6$ ) and (12  $\text{AlCl}_4^- + 8 \text{Al}_2\text{Cl}_7^-$ ), respectively as Bias 1 and Bias 2. We performed tens of picosecond restrained/biased AIMD for each of these cases, wherein we biased each  $\text{Al}^{3+}$  to have the desired number of  $\text{Cl}^-$  and  $\text{Al}^{3+}$  neighbors required to generate these ensembles. 200  $\text{kcal mol}^{-1}$  harmonic force constant was used for these biased AIMDs. While these biased simulations removed many structural artifacts of the PIM model, the systems of the 66.7 mol% and 58 mol% of  $\text{AlCl}_3$  still remained far from what is expected in the equilibrium. Then, we lifted the bias and followed with unbiased AIMD in each case for about a nanosecond. These extensive simulations starting from two very different configurations allowed us to observe how equilibrium speciation is reached over time for the systems that exhibit slow reaction kinetics toward equilibrium. An alternative strategy for building the initial configurations for 58 and 66.7 mol%  $\text{AlCl}_3$  mixtures could have been a random placement of the pre-optimized monomeric and dimeric Al species together with the  $\text{K}^+$  cations in the periodic box. For the specific case of 16  $\text{Al}_2\text{Cl}_7^-$  and 16  $\text{K}^+$ , test calculations over 100 ps revealed that this strategy did not provide an obvious advantage for reaching equilibrium faster. For pure  $\text{AlCl}_3$  initially made of dimeric configurations, AIMD was performed for at least 360 ps, wherein the dimeric configurations remained intact. For 50 mol% of  $\text{AlCl}_3$ , the PIM simulations generated good initial structures for AIMD, comprising mostly monomeric configurations, which persisted throughout the entire AIMD simulation, which was conducted for  $\sim 130$  ps.

In the following subsections, we will provide a full structural, dynamical, and spectroscopic characterization of different species resolved in the AIMD simulations. First, we will discuss how equilibrium distributions of species are attained in terms of the time evolution of their populations obtained from  $-\text{Al}-\text{Cl}-\text{Al}-$  type aggregate analysis. Then, we will compare the computed neutron structure factors and Raman spectra with available experimental data for validation of our theoretical findings and conclude on the viability of these techniques.

Finally, we will show how different species are formed through ion exchange kinetics using rate theory in conjunction with free energy surface analysis.

### Time-evolution of the population of metastable species

The equilibrium distribution of species is well understood experimentally for the compositions with 100 mol% and 50 mol% of  $\text{AlCl}_3$ . While the former is composed of only dimeric configurations, the latter consists exclusively of monomers. As mentioned above, the AIMD simulations do agree with these findings if started with such initial configurations and continued for several hundreds of picoseconds. Speciation is more complex and obscure for the intermediate compositions, namely for 58 mol% and 66.7 mol% of  $\text{AlCl}_3$ . Nevertheless, two independent AIMD simulations starting from two different distributions (Bias 1 and Bias 2) for each of these compositions have helped us examine and ensure that the converged equilibrium distributions of species have been attained. Although the exact speciation is unknown for these compositions, the presence of  $\text{K}^+$  ions suggests that charged species would be favored over neutral species and oligomers would likely become more unstable as their size increases. In conjunction with these considerations, the converged distributions were expected to exhibit a stable set of species over an extended period of time ( $\geq 150$  ps) with relatively constant concentrations. The resulting distributions of species based on these criteria are shown in a later section to produce an excellent agreement between the computed and experimental Raman spectra, validating our choice of criteria. Fig. 1 illustrates the time-evolution of these

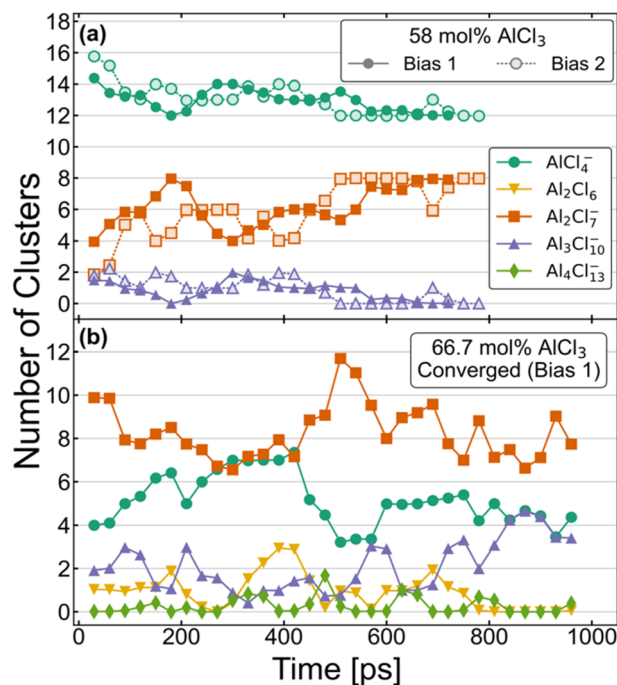
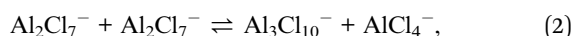


Fig. 1 Aggregate analysis showing how equilibrium distribution of different species in AIMD simulations for (a) 58 mol% and (b) 66.7 mol% of  $\text{AlCl}_3$  are reached at long simulation times.



converged distributions expressed in terms of the relative population of each species. For element-specific speciation, one must factor in the number of  $\text{Al}^{3+}$  atoms in each cluster. For 66.7 mol% of  $\text{AlCl}_3$ , Bias 2 never reached a converged distribution and is shown in Fig. S1 in ESI.† The most notable features of Fig. 1 are the timescales (>500 ps) required to converge to equilibrium for each composition. This further emphasizes the importance of sufficient sampling in these molten salt mixtures where metastable complex ions can form and persist for hundreds of ps.

The distributions for the 58 mol%  $\text{AlCl}_3$  composition in Fig. 1a show a gradual convergence toward the equilibrium distribution of species, which consists of a 3 : 2 ratio of charged monomers ( $\text{AlCl}_4^-$ ) to charged dimers ( $\text{Al}_2\text{Cl}_7^-$ ). This ratio means that if  $\text{AlCl}_3$  is added, it will predominantly react with  $\text{AlCl}_4^-$  to form  $\text{Al}_2\text{Cl}_7^-$ . The only other species that is found in a very small quantity is a charged  $\text{Al}_3\text{Cl}_{10}^-$  trimer; these consistently appear, disappear, and reappear throughout the simulation for both Bias 1 and Bias 2. We find that the formation and dissociation of  $\text{Al}_3\text{Cl}_{10}^-$  follows the  $\text{S}_{\text{N}}2$  reaction mechanism, which involves nucleophilic attacks by Cl atoms on the electrophilic Al centers:



Due to the relatively low overall population of  $\text{Al}_3\text{Cl}_{10}^-$  during the simulation time >500 ps, the reaction equilibrium in eqn (2) is strongly shifted to the left. We note that  $\text{S}_{\text{N}}2$  reactive events are much more prevalent than what is suggested by Fig. 1a—a large majority of reactions are symmetrical and do not affect the distribution of species (e.g.,  $\text{AlCl}_4^- + \text{Al}_2\text{Cl}_7^- \leftrightarrow \text{Al}_2\text{Cl}_7^- + \text{AlCl}_4^-$ ). Consistent with Raman spectroscopic observations (discussed below), neutral dimers and larger complex ions with >3  $\text{Al}^{3+}$  appear to be unstable at 58 mol%  $\text{AlCl}_3$ .

The speciation for the 66.7 mol%  $\text{AlCl}_3$  composition during equilibration is more complex as it includes additional species and takes more time to reach the dynamic equilibrium (Fig. 1b). Considering only a strongly downhill reaction between the excess  $\text{AlCl}_3$  and  $\text{AlCl}_4^-$ ,<sup>49</sup> the 66.7 mol%  $\text{AlCl}_3$  composition would be nominally comprised of  $\text{Al}_2\text{Cl}_7^-$  dimers and  $\text{K}^+$  counterions. However, according to eqn (2),  $\text{Al}_2\text{Cl}_7^-$  is in equilibrium with  $\text{AlCl}_4^-$  and  $\text{Al}_3\text{Cl}_{10}^-$ , resulting in a much larger increase in  $\text{Al}_3\text{Cl}_{10}^-$  concentration at this composition. In fact, there is an extended period of time toward the end of the simulation (Bias 1), where only these three species are present. The estimated equilibrium constant in eqn (2) based on this part of the trajectory is  $K_2 = 0.33$ . This suggests that as the concentration of the monomer decreases, the likelihood of trimer formation increases. The computed value is remarkably close to the value of  $K_2 = 0.53$  at  $T = 498.15$  K obtained using the potentiometric and vapor pressure measurements<sup>29</sup> from the model with the most realistic description of the reactions in the  $\text{AlCl}_3$ -NaCl melt.

One important difference compared to 58 mol%  $\text{AlCl}_3$  is the appearance of neutral  $\text{Al}_2\text{Cl}_6$  dimers, mostly as the result of breaking up larger aggregates, such as trimers and tetramers



$\text{Al}_2\text{Cl}_6$  exhibits high reactivity in these systems and, although from one to three  $\text{Al}_2\text{Cl}_6$  dimers are present over hundreds of ps, their lifetimes are relatively short as they rapidly react and reform through **Reactions 3** and **4**. As equilibration progressed, their formation along with the appearance of tetramers was largely suppressed. Nevertheless,  $\text{Al}_2\text{Cl}_6$  and  $\text{Al}_4\text{Cl}_{13}^-$  can occasionally form in the mixture containing only  $\text{AlCl}_4^-$ ,  $\text{Al}_2\text{Cl}_7^-$ , and  $\text{Al}_3\text{Cl}_{10}^-$ . This means they need to be considered as a part of the 66.7 mol%  $\text{AlCl}_3$  composition. The precise determination of  $\text{Al}_2\text{Cl}_6$  and  $\text{Al}_4\text{Cl}_{13}^-$  concentrations at equilibrium is limited by the relatively small size of the simulation cell used in our AIMD simulations. We also find that larger complex ions are involved in ion exchange through an  $\text{S}_{\text{N}}2$  mechanism analogous to eqn (2), but at a slower rate, because the nucleophilic ability of negatively charged  $\text{Al}_n\text{Cl}_{3n+1}^-$  ions decreases with their size ( $n$ ). A very small concentration of dianionic species such as  $\text{Al}_n\text{Cl}_{3n+2}^{2-}$  (<0.35%) indicates that these are truly transient species appearing only for a short time (<100 fs) during the reactive events.

We have used the converged parts of the trajectories for analysis, which are the last 290 ps for 58% Bias 2 and 150 ps for 66.7% Bias 1. We have also chosen unconverged parts of the trajectories, namely the 200–300 ps window for 58% Bias 2 and the last 150 ps for 66.7% Bias 2 to check the degree to which the computed structure functions are sensitive to speciation. The Raman spectra for the last 60 ps of the unconverged windows were also computed and compared with the converged simulations wherein only charged monomers and dimers are present in 58 mol%  $\text{AlCl}_3$  and additionally a trimer is present in 66.7 mol%  $\text{AlCl}_3$ .

### Neutron $S(q)$ : calculation and existing measurement

Molten salts are made of ions that exhibit correlation across length scales. For example, there can be adjacency (nearest-neighbor) correlation accompanied by charge alternation in a network of ions, which are reflected in the distances ( $d$ ) between the ions with opposite and like charges. Further, one can find parallel networks of ions spaced by a specific distance indicating the existence of an intermediate-range ordering. The structure factor,  $S(q)$ , can provide a measure of these structural correlations, where  $q$ , the scattering vector (aka momentum transfer) is equivalent to the distance metric through Bragg's diffraction condition,  $d: q \approx 2\pi/d$ . Therefore, to discern between these correlations for the  $\text{AlCl}_3 + \text{KCl}$  systems, we have computed the neutron  $S(q)$  from two independent AIMD trajectories of 66.7 mol%  $\text{AlCl}_3$ , by Fourier-transforming the radial distribution functions (RDFs) using the I.S.A.A.C.S. program,<sup>50</sup> and have compared with existing<sup>51</sup> experimental  $S(q)$  in Fig. 2a. The calculated and the measured  $S(q)$ s are in excellent agreement despite the fact that one of the AIMD trajectories (Bias 2) did not converge to an equilibrium population of species (as discussed earlier). This is both encouraging and



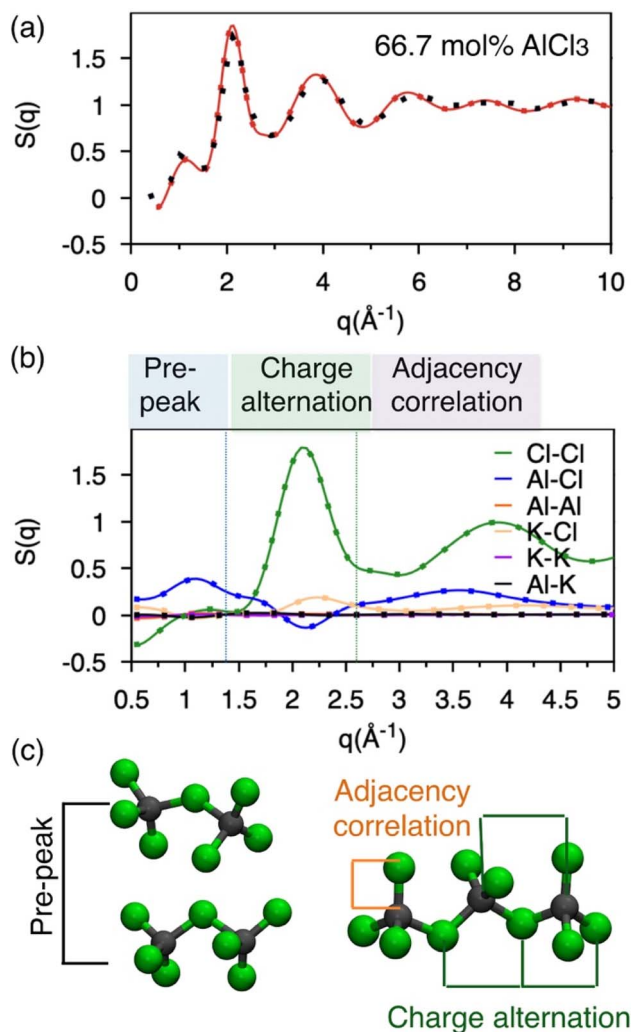


Fig. 2 (a) Experimental (black dots) and computed (red line and red dots indicating two independent simulations—Bias 1 and Bias 2) structure factors showing excellent agreement for a  $\text{AlCl}_3 + \text{KCl}$  mixture melt (66 mol%  $\text{AlCl}_3$ ). (b) Decomposition of the computed total  $S(q)$  into the partial pairwise contributions (lines and dots indicate two independent simulations). (c) Snapshots helping to interpret the structure factors.

concerning: it means that AIMD is accurate enough to describe the pair-wise interactions encoded in  $S(q)$ , but also that the relative populations of different species have a negligible impact on  $S(q)$ . The RDFs presented in Fig. S1† also agree with this observation. Nevertheless, all of the aforementioned different structural correlations appear to be contributing to  $S(q)$  when it is decomposed into the pairwise contributions in Fig. 2b. In the lower  $q$  region ( $q \sim 1 \text{ \AA}^{-1}$ ), which is commonly known as the pre-peak region, the Al-Cl and Cl-Cl interactions contribute predominantly. When two Al dimers are in close contact as shown in Fig. 2c, the distances ( $d$ ) between Al or Cl in one dimer and Cl in another dimer correspond to the lower range of  $q$  through the relation,  $q \approx 2\pi/d$  (see  $d = r > 6 \text{ \AA}$  region in the Al-Cl and Cl-Cl RDFs in Fig. S1† to link  $S(q)$  to  $d$ ). While the close contacts of the dominating dimeric species should contribute the most to the pre-peak, the close contacts of any of

the four species (*i.e.*, monomers, dimers, trimers, and tetramers) satisfying the said Al-Cl and Cl-Cl distance correlations should contribute to the pre-peak as well. It is noticeable that while the Al-Al interactions also have a similar distance correlation, they do not significantly contribute to  $S(q)$  due to the relatively small scattering length, explaining the insensitivity of the total  $S(q)$  to structural variations caused by Al clustering. Next,  $q \sim 2.0 \text{ \AA}^{-1}$  represents charge alternation in  $-\text{Al}-\text{Cl}-\text{Al}-\text{Cl}-$  networks in dimers and larger oligomers, characterized jointly by the positive-trending Cl-Cl peak and the negative-trending Al-Cl peak (aka anti-peak) and confirmed by the corresponding distance correlations in the RDFs shown in Fig. S1.† However, the nearest neighbor K-Cl interactions positively contribute to this region and cancel the negative Al-Cl contribution, suggesting that the Cl-Cl correlation dominates the charge alternation feature. Finally, consistent with the Al-Cl RDF, the shortest realistic structural correlation is represented by the Al-Cl nearest-neighbor interactions at around  $q \sim 3.5 \text{ \AA}^{-1}$ . All these structural correlations are also present in the 58 mol% of  $\text{AlCl}_3$  and illustrated in Fig. S2.† It should be noted that both RDFs and  $S(q)$  for 58 mol%  $\text{AlCl}_3$  analyzed for the nonequilibrium and equilibrium parts of the AIMD trajectory are almost identical, reconfirming the insensitivity of the total pair correlation function to the species distribution.

### Free energy surfaces revealing coordination environments

While the  $S(q)$ s or RDFs provide a detailed understanding of pair correlation and structural ordering, analyses of free energy surfaces are needed to gain insight into metastable coordination environment of different species. The coordination environment in molten salts continuously fluctuates in the high-temperature thermal equilibrium and rearranges to overcome free energy barrier to interconvert between different metastable states, which can be straightforwardly gleaned from free energy surfaces. We determined free energy surfaces for the  $\text{AlCl}_3 + \text{KCl}$  systems by computing the joint probability distributions involving the  $\text{Cl}^-$  coordination around  $\text{Al}^{3+}$  ( $\text{CN}_{\text{Al}}^{\text{Cl}}$ ), along with the  $\text{Al}^{3+}$  and  $\text{K}^+$  coordination around  $\text{Cl}^-$  ( $\text{CN}_{\text{Cl}}^{\text{Al}}$  and  $\text{CN}_{\text{Cl}}^{\text{K}}$ ) in Fig. 3. The number of shared  $\text{Cl}^-$  or  $\text{Al}^{3+}$  between two different  $\text{Al}^{3+}$  ions ( $n_{\text{Al}}^{\text{Shared}}$  and  $n_{\text{Al}}^{\text{Shared}}$ ) is shown in Fig. 4. As defined in the ESI,† these collective variables vary smoothly with time, capturing the continuous fluctuation and rearrangement of the coordination environment in the  $\text{AlCl}_3 + \text{KCl}$  systems.

The free energy,  $W(\text{CN}_{\text{Al}}^{\text{Cl}})$ , shown in Fig. 3a, suggests that the  $\text{Cl}^-$  coordination number of the  $\text{Al}^{3+}$  ions is four and is preserved for all  $\text{AlCl}_3$  concentrations. The reader is reminded that the pure  $\text{AlCl}_3$  melt is composed entirely of neutral Al-Al dimers that persist throughout the simulations. In these dimers, there are six  $\text{Cl}^-$  ions—therefore, given that  $\text{CN}_{\text{Al}}^{\text{Cl}} = 4$ , two of these  $\text{Cl}^-$  ions are shared between those two  $\text{Al}^{3+}$  ions. In Fig. 4, where we show the free energy surfaces,  $W(r_{\text{Al-Al}}, n_{\text{Al}}^{\text{Shared}})$  and  $W(r_{\text{Al-Al}}, n_{\text{Cl}}^{\text{Shared}})$ , confirm these findings by illustrating that for any close Al-Al contact ( $r_{\text{Al-Al}} < 3.8 \text{ \AA}$ ) there is no 3rd  $\text{Al}^{3+}$  that coordinates jointly with those two  $\text{Al}^{3+}$ , while there are always two  $\text{Cl}^-$  ions found between them. The Cl-Al-Cl



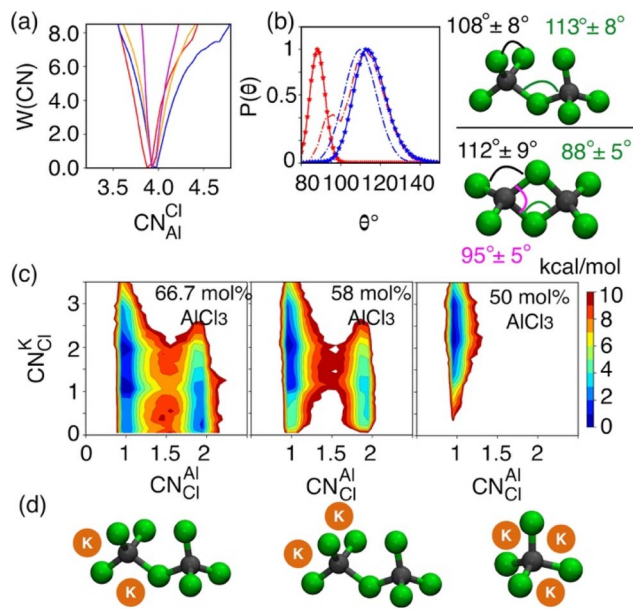


Fig. 3 (a) Free energy profile as a function of the chloride coordination number of  $\text{Al}^{3+}$  for pure (red), 66.7 mol% (blue), 58 mol% (orange), and 50 mol% (magenta)  $\text{AlCl}_3$ . (b)  $\text{Al}-\text{Cl}-\text{Al}$  (solid-dotted line) and  $\text{Cl}-\text{Al}-\text{Cl}$  (dashed-dotted line) angle distributions defining the geometry of coordination complexes for pure (red) and 66.7 mol% (blue) of  $\text{AlCl}_3$ . (c) 2D free energy surfaces and (d) snapshots highlighting  $\text{K}^+$  and  $\text{Al}^{3+}$  coordination with a  $\text{Cl}^-$  ion.

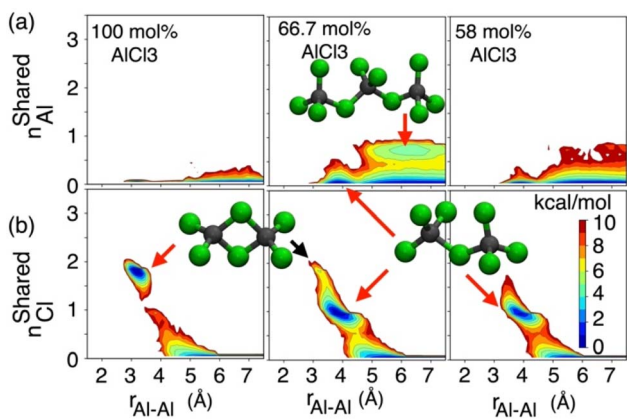


Fig. 4 (a) 2D free energy surface describing the number of  $\text{Al}^{3+}$  coordinating with a couple of  $\text{Al}^{3+}$  ions separated by the distance  $r_{\text{Al}-\text{Al}}$ . (b) 2D free energy surface describing the number of shared  $\text{Cl}^-$  ions between those two  $\text{Al}^{3+}$  ions.

and  $\text{Al}-\text{Cl}-\text{Al}$  angle distributions (see Fig. 3b) calculated for these dimers suggest that the dimers persist in the form of two slightly distorted tetrahedrons connected through edge-sharing. At the region where they share their edges through 2  $\text{Cl}^-$  ions, the  $\text{Cl}-\text{Al}-\text{Cl}$  and  $\text{Al}-\text{Cl}-\text{Al}$  angles are almost equal and restricted to  $\sim 90^\circ$ , while the other  $\text{Cl}-\text{Al}-\text{Cl}$  angles are around  $112^\circ$ . For 66.7 mol% and 58 mol% of  $\text{AlCl}_3$ , Fig. 4 suggests that two adjacent  $\text{Al}^{3+}$  ions predominantly share one  $\text{Cl}^-$  between them, while the 2  $\text{Cl}^-$ -shared state rarely appears. Therefore, the dimers (or low-populated larger oligomers) are made of

tetrahedrons mostly connected through corner-sharing. These tetrahedrons satisfy ideal tetrahedrality as indicated by the  $\text{Cl}-\text{Al}-\text{Cl}$  angle distribution in the  $\text{CN}_{\text{Cl}}^{\text{Al}} = 4$  state (see Fig. 3b) that centers around  $108^\circ$ . It is also noticeable from  $W(r_{\text{Al}-\text{Al}}, n_{\text{Al}}^{\text{Shared}})$  in Fig. 4 for 66.7 mol% of  $\text{AlCl}_3$  that two  $\text{Al}^{3+}$  separated by a distance of  $\sim 6.5 \text{ \AA}$  share coordination with a different  $\text{Al}^{3+}$  between them, confirming the existence of trimers as thermodynamically stable species at this composition. While these trimers occasionally appear in the 58 mol% of  $\text{AlCl}_3$ , they are energetically disfavored at this composition, as discussed earlier.

The 2D free energy surfaces in Fig. 3c and the snapshots in Fig. 3d illustrate how the cationic environment changes around a  $\text{Cl}^-$  ion as the  $\text{AlCl}_3$  concentration decreases. For both 66.7 mol% and 58 mol% of  $\text{AlCl}_3$ , a  $\text{Cl}^-$  ion can have either one (in monomeric, dimeric, or larger oligomeric complexes) or two  $\text{Al}^{3+}$  (in dimeric or larger oligomeric complexes) neighbors. Obviously, the reduced number of  $\text{Al}^{3+}$  allows more  $\text{K}^+$  neighbors to interact a  $\text{Cl}^-$  ion. For example, a  $\text{Cl}^-$  ion with one  $\text{Al}^{3+}$  interacts with 1, 2, and even 3  $\text{K}^+$ . These  $\text{K}^+$ -bound states frequently interconvert due to small free energy barriers. It is noticeable that the likelihood of finding a  $\text{Cl}^-$  ion with two  $\text{Al}^{3+}$  neighbors is more probable in the mixture with 66.7 mol% of  $\text{AlCl}_3$  than in the mixture with 58 mol% of  $\text{AlCl}_3$ , which is consistent with the respective populations of larger oligomeric complexes ( $\geq 2\text{Al}^{3+}$ ) in Fig. 1. For 50 mol% of  $\text{AlCl}_3$ , there is only one  $\text{Al}^{3+}$  neighbor around a  $\text{Cl}^-$  ion as there are only monomers present at this concentration of  $\text{AlCl}_3$ , allowing 2–3  $\text{K}^+$  ions to coordinate with this chloride.

### Raman spectra: sensitivity towards the distribution of $\text{Al}^{3+}$ species

Raman spectra generally are very sensitive to the local coordination environment. For example, in our previous study<sup>13</sup> on the molten  $\text{MgCl}_2$  and its mixture with  $\text{KCl}$ , a large blue-shift in the Raman spectrum was observed for the composition with 50 mol% of  $\text{MgCl}_2$  (dominated by  $\text{CN}_{\text{Mg}}^{\text{Cl}} = 4$ ) when compared with the pure  $\text{MgCl}_2$  case (dominated by  $\text{CN}_{\text{Mg}}^{\text{Cl}} = 5$ ). Herein, for the  $\text{AlCl}_3 + \text{KCl}$  systems, the tetrahedral coordination geometry ( $\text{CN}_{\text{Al}}^{\text{Cl}} = 4$ ) is preserved across all concentrations of  $\text{AlCl}_3$ . However, since the cationic coordination around a chloride (represented by  $\text{CN}_{\text{Cl}}^{\text{Al}}$  and  $\text{CN}_{\text{Cl}}^{\text{K}}$  in Fig. 3) and the distribution of coordination species vary drastically across the  $\text{AlCl}_3$  compositions, changes in the spectral lineshape, frequency shift, and appearance of new peaks or disappearance of existing peaks are expected. To examine the spectral changes and their causes with varying the MS composition, we have compared the computed and experimental<sup>39,40</sup> Raman spectra in Fig. 5 for 50 mol%, 58 mol%, 66.7 mol%, and 100 mol%  $\text{AlCl}_3$ .

For pure  $\text{AlCl}_3$ , all measured Raman bands perfectly align with the computed peaks from a trajectory that contains exclusively edge-shared neutral  $\text{Al}_2\text{Cl}_6$  dimers. From a density functional theory-based gas-phase Raman spectrum calculation on the optimized  $\text{Al}_2\text{Cl}_6$  dimer (Fig. S4†), it is clear that the peak around  $340 \text{ cm}^{-1}$  represents the symmetric stretching (breathing) mode of the  $\text{Al}-\text{Cl}$  bonds. A comparison with the



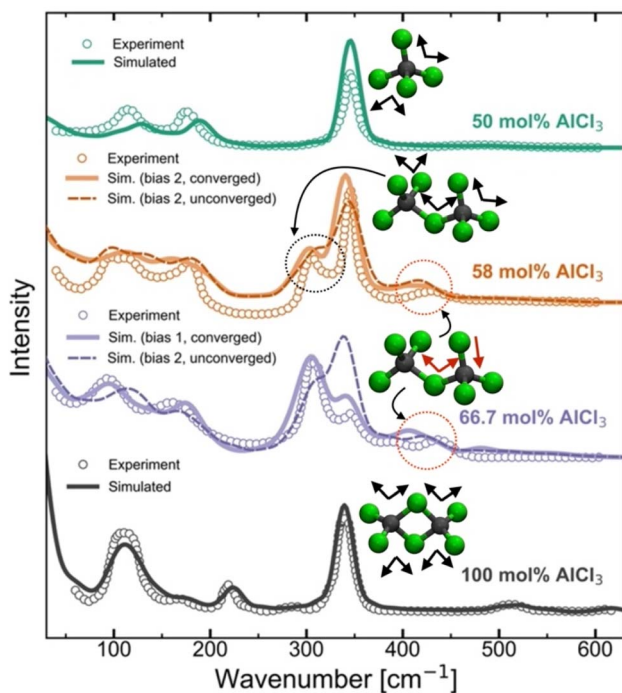


Fig. 5 Computed and experimental<sup>40</sup> Raman spectra for pure  $\text{AlCl}_3$  and the mixtures with  $\text{KCl}$ , revealing through the change in the vibrational bands how the ensemble of neutral dimers in pure  $\text{AlCl}_3$  convert to a mixture of monomers and anionic dimers due to the presence of  $\text{KCl}$  at 66.7 mol%  $\text{AlCl}_3$  and 58 mol%  $\text{AlCl}_3$ , and finally to an ensemble of monomers at 50 mol% of  $\text{AlCl}_3$ .

significantly red-shifted gas-phase spectrum for the neutral trimer ( $\text{Al}_3\text{Cl}_9$ ) confirms that trimers or larger oligomers do not exist in the pure  $\text{AlCl}_3$  melt. For the 50 mol% of  $\text{AlCl}_3$ , the agreement between the computed and experimental spectra is also very good, confirming the experimental<sup>39,40</sup> assignment of the Raman bands to the  $\text{AlCl}_4^-$  species. The symmetric mode is noticeably blue-shifted to  $\sim 350\text{ cm}^{-1}$  due to shorter Al–Cl bonds in the  $\text{AlCl}_4^-$  species relative to those in neutral  $\text{Al}_2\text{Cl}_6$ . Our AIMD results do not indicate any association reactions between  $\text{AlCl}_4^-$  species at 50 mol% of  $\text{AlCl}_3$ , which is fully consistent with the unfavorable reaction free energy for eqn (1) ( $\text{p}K = 7.05$  at 448 K) established *via* potentiometric measurements.<sup>24,25</sup> However, it disagrees with a recent PIM study<sup>45</sup> that predicted the existence of 1.6% of  $\text{Al}^{3+}$  ions in the form of  $\text{Al}_2\text{Cl}_7^-$  dimers.

Increasing the  $\text{AlCl}_3$  concentration from 50 to 58 mol%, two new peaks (at  $\sim 310\text{ cm}^{-1}$  and  $\sim 430\text{ cm}^{-1}$ ) appear in the experimental Raman spectrum, which were both attributed<sup>38–40</sup> to the  $\text{Al}_2\text{Cl}_7^-$  dimer. This assignment is supported by our simulations, albeit for a different structure with the bent (along the Al–Cl–Al angle) molecular geometry as shown in Fig. 3, rather than the linear one as assumed previously.<sup>39,40</sup> Further, based on the gas-phase Raman spectrum of the charged dimer (Fig. S4†), we find that the mode at  $\sim 310\text{ cm}^{-1}$  is the symmetric stretching mode wherein all Al–Cl bonds exhibit in-phase vibrations, while the high-frequency mode at  $\sim 430\text{ cm}^{-1}$  arises due to the vibrations of the terminal Al–Cl bonds that are

out-of-phase with the vibrations of the Al–Cl bonds bridging the Al ions. The spectrum of the charged trimer in the gas phase (Fig. S4†) suggests that these species can also contribute to the symmetric mode, but the contribution is likely insignificant due to their low population. It is noticeable from Fig. 5 that the Raman spectra for converged and unconverged parts of the AIMD trajectory are very similar. This is because the converged part has no charged trimers and only one or two charged trimers are present in the unconverged part. The speciation is not drastically different in these two parts of the trajectory. Nevertheless, the Raman spectrum computed from the converged part reproduces the experimental spectrum more faithfully, showing a more developed peak at  $\sim 310\text{ cm}^{-1}$  and a closer match in the  $100\text{--}200\text{ cm}^{-1}$  region. This suggests that even if the trimers are present in the 58 mol% of  $\text{AlCl}_3$ , they are only at a very small concentration below the detection limit of Raman spectroscopy.

The Raman spectra for the 66.7 mol%  $\text{AlCl}_3$  computed from two different initial biases are very dissimilar. While the 66.7 mol%  $\text{AlCl}_3$  composition ideally corresponds to a population of purely  $\text{Al}_2\text{Cl}_7^-$  dimers, the observed presence of  $\text{AlCl}_4^-$  indicated by the Raman band at  $350\text{ cm}^{-1}$ , necessitates the existence of species larger than  $\text{Al}_2\text{Cl}_7^-$ .<sup>38–40</sup> If only charged monomers (13.9%), dimers (44.1%), and trimers (41.7%) are present (the proportion of each species is given in parentheses as a percentage of aluminum ions) in the converged simulation, the agreement between the simulated and the experimental Raman spectra is excellent. The relative positions and amplitudes of the main peaks are reproduced to a high degree of detail, such as the relative magnitudes of the breathing modes of  $\text{Al}_2\text{Cl}_7^-$  and  $\text{AlCl}_4^-$  respectively at  $\sim 310\text{ cm}^{-1}$  and  $\sim 350\text{ cm}^{-1}$ . Therefore, the relative populations of these species should be regarded as our best estimates. Interestingly, despite the same mole-to-mole ratio for  $\text{AlCl}_4^-$  and  $\text{Al}_3\text{Cl}_{10}^-$ , only a single small peak at  $395\text{ cm}^{-1}$  was directly attributed to the charged trimer in the experimental spectrum,<sup>38–40</sup> which can be matched with a peak at  $410\text{ cm}^{-1}$  in the simulated spectrum. Another small peak at  $\sim 480\text{ cm}^{-1}$  in the simulated spectrum arises from the symmetric Al–Cl stretching of the central Al atom in the trimer, which is also observed experimentally<sup>41</sup> but at the higher 75 mol%  $\text{AlCl}_3$  concentration. It should be noted that the Bias 2 simulation did not reach the thermodynamic equilibrium even after 0.8 ns of simulation time. Compared to the converged species distribution above, this simulation shows a diminished population of charged trimers, a larger presence of tetramers, and also the appearance of a significant portion of neutral dimers. The resulting simulated Raman spectrum is inconsistent with the experimental one, showing enhanced features at  $\sim 120\text{ cm}^{-1}$  and  $340\text{ cm}^{-1}$  due to the presence of the neutral dimer that are not observed experimentally at this composition. This suggests that AIMD simulations do not completely exclude the possibility of neutral dimers at this composition, but if they are present, they are likely to be at a low concentration, since they are not detectable by the experimental Raman spectra.

The reader is reminded that, in stark contrast to the above Raman spectroscopic findings, the neutron scattering spectra (Fig. 2) computed from two different initial biases for the





66.7 mol% of  $\text{AlCl}_3$  show essentially no difference. Very little sensitivity of the total  $S(q)$  to changes in speciation is observed because the total neutron scattering signal is dominated by the Cl–Cl and Al–Cl correlations (Fig. 2b) that are largely insensitive to a specific cluster formed. As gleaned from the RDFs in Fig. S2,<sup>†</sup> the only distinction found between the two simulations is a very small difference in the Al–Al interaction strength, which again has a negligible contribution to the total neutral  $S(q)$  due to the small neutron scattering length of  $^{27}\text{Al}$ . This explains the difficulty of using the reverse Monte Carlo in determining the correct structure of these melts in the absence of the isotopic data, even for the simplest case of pure  $\text{AlCl}_3$ ,<sup>27,47</sup> where such models incorrectly suggested the possibility of the formation of corner-shared neutral  $\text{Al}_2\text{Cl}_6$  dimers and larger aggregates.

### Ion exchange dynamics underpinning speciation

As indicated earlier through population analysis of different species, reaching speciation equilibrium takes a very long time (sub-nanosecond) for compositions that exhibit high reactivity, namely the compositions with 66.7 mol% and 58 mol% of  $\text{AlCl}_3$ . It is expected that the dissociation of existing species or formation of new species would depend on the rates at which Al–Cl and Al–Al (through chloride sharing) contacts dissociate

or form. To investigate this, we have computed the time-correlation function of the survival probability of the Al–Cl and Al–Al pairs for pure  $\text{AlCl}_3$  and different mixture melts of  $\text{AlCl}_3$  and KCl and have depicted them in Fig. 6. The survival probability for the Al–Al dimers remains close to 1 for pure  $\text{AlCl}_3$  as the system persists in the neutral dimeric states throughout the simulation. The correlation decay rate gets faster with decreasing  $\text{AlCl}_3$  concentration until 58 mol%. The faster Al–Al dissociation for the 58 mol% of  $\text{AlCl}_3$  can be attributed to the change in underlying physical and chemical conditions, namely the relatively higher (by 75 K) temperature and the increased concentration of KCl, which is known to break ion networks of companion salts with multivalent cations.<sup>16,52</sup> The survival probability correlation exhibits extremely slow dynamics for Al–Cl dissociation for all cases. From 100 mol% to 58 mol% of  $\text{AlCl}_3$ , the decay rate increases but becomes the slowest for 50 mol%. For 66.7 mol% and 58 mol%, the dissociation of Al–Cl is correlated with the Al–Al dissociation. This is because as the larger species break into smaller ones, the chloride shared between the two  $\text{Al}^{3+}$  ions must dissociate as well from one of these  $\text{Al}^{3+}$  ions. Since for 58 mol% of  $\text{AlCl}_3$  Al–Al contacts dissociate faster, Al–Cl bonds must also break faster. However, since the terminal Al–Cl bonds that do not participate in the Al–Al bridging are extremely stable, they effectively slow down the overall Al–Cl breaking events to much slower timescales. For 50 mol% of  $\text{AlCl}_3$ , there exist only monomers with terminal Al–Cl bonds that are extremely stable showing no indication of breaking. We note that while it is common practice to employ exponential fitting to the correlation curves to determine the underlying timescales, herein the fitting timescales would not be quantitatively accurate because the correlation curves are far from zero at the maximum correlation time (10 ps) considered. A more appropriate rate-theory-based analysis is discussed below for a quantitative characterization of the timescales.

To gain thermodynamic and kinetic insight into how Al–Al chloride-shared close contacts dissociate, converting larger species into smaller (and *vice versa*), we have explored the utility of electric field as a reaction coordinate along with the conventional Al–Al distance. MS are coulombic fluids—local electrostatic interactions are expected to change as any local structural reorganization occurs during the process of bond forming and breaking. In Fig. 7, we show the free energy changes as a function of the Al–Al distance ( $r$ ) and the electric field ( $E$ ) exerted by all ions on one of them along the Al–Al distance unit vector ( $\hat{r}$ ). The 1D profile,  $W(r)$ , indicates that the dissociation of an Al–Al contact is exergonic (Fig. 7a) for the 58 mol% of  $\text{AlCl}_3$ , while it is endergonic (Fig. 7d) for the 66.7 mol% of  $\text{AlCl}_3$ , meaning that the dissociation events are favored more for the former. For both  $\text{AlCl}_3$  concentrations, the 2D surface depicts that when two  $\text{Al}^{3+}$  ions are in close contact ( $r_{\text{Al–Al}} \sim 4.0 \text{ \AA}$ ), predominantly through one shared  $\text{Cl}^-$ , one of the  $\text{Al}^{3+}$  ions experience a net positive field along  $\hat{r}$ . The field is weak due to screening by this  $\text{Cl}^-$  ion. When a negatively charged species (namely,  $\text{AlCl}_4^-$ ) initiates a nucleophilic attack ( $\text{S}_{\text{N}}2$  reaction) on one of the two terminal  $\text{Al}^{3+}$  in a larger species (e.g., a charged trimer shown in Fig. 7g), the field gets further weakened along with the slight increase in the Al–Al separation

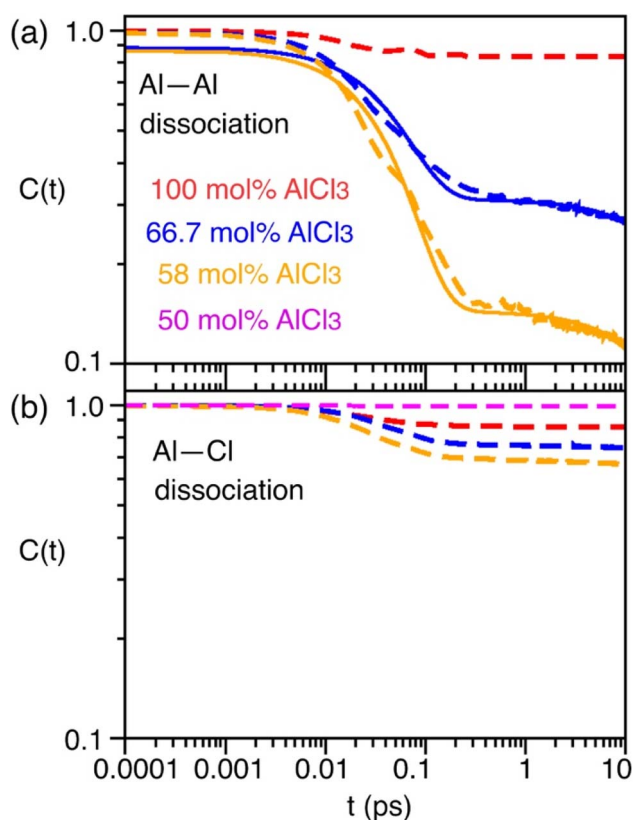


Fig. 6 Survival probability correlation functions describing (a) Al–Al and (b) Al–Cl dissociation for different compositions of  $\text{AlCl}_3$  and KCl. Dashed lines are actual data. Solid lines are the bi-exponential fits, serving as the guide to the eye.



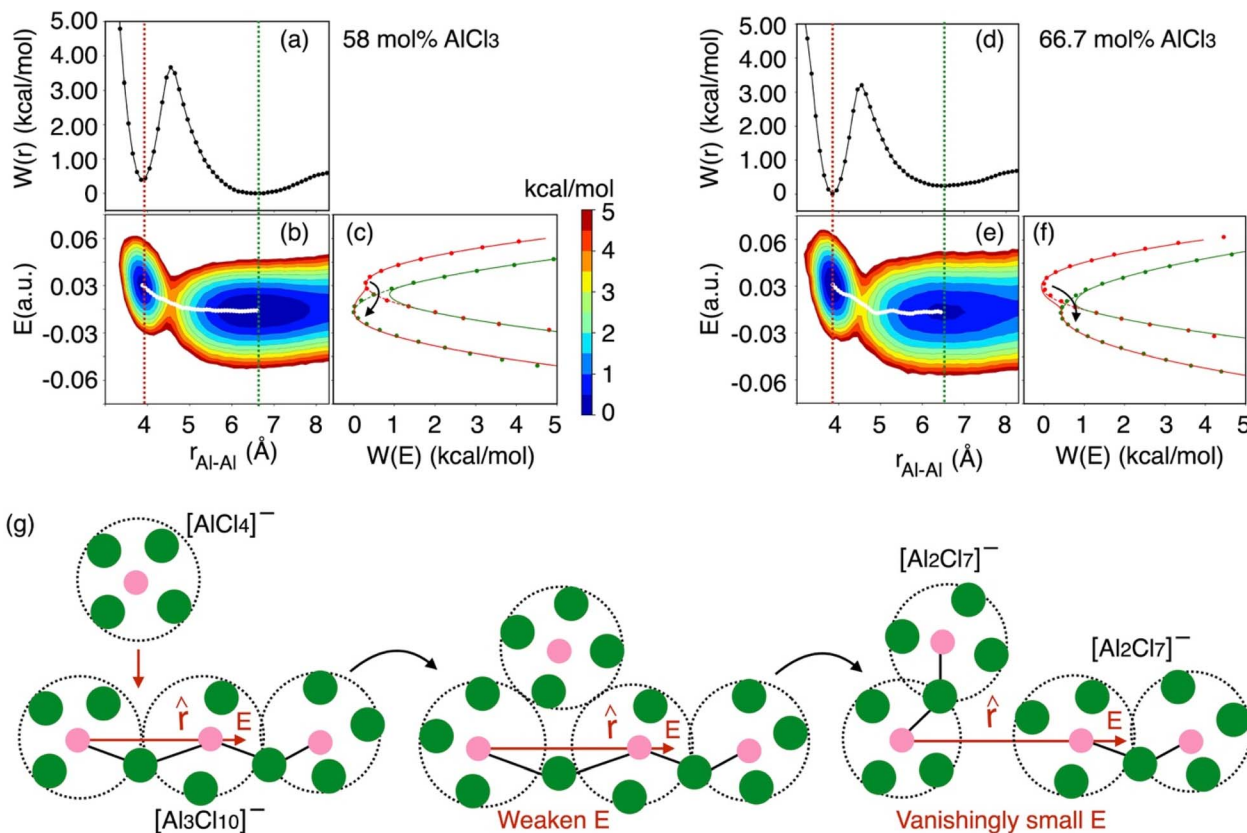


Fig. 7 Free energy surfaces describing dissociation of Al–Al contacts for (a–c) 58 mol% and (d–f) 66.7 mol% of  $\text{AlCl}_3$ :  $W(r)$  represents 1D free energy profile as a function of Al–Al distance,  $r_{\text{Al–Al}}$ , while the 2D free energy surface,  $W(r_{\text{Al–Al}}, E)$ , relates between  $r_{\text{Al–Al}}$  and the electric field experienced by one of the  $\text{Al}^{3+}$  ions along their distance unit vector ( $\hat{r}$ ). The diabats,  $W(E)$ , are extracted from the 2D surfaces for the equilibrium close-contact (red slice) and solvent-separated (green slice) distances. The transition path through the crossing point of these diabats is consistent with the MFEP (white line) on the 2D surface, suggesting that reorganization of the coordination environment via  $\text{S}_{\text{N}}2$  reaction reflected in the change in the local electrostatic environment (weakened electric field) leads to an unstable transition state. Then the (g) Al–Al dissociation of a larger species (e.g., a charged trimer) is triggered, resulting in smaller species (e.g., two charged dimers). The colorbar indicates the free energy levels for both concentrations. While the reaction in eqn (2) is provided as an example, the description is equally applicable to reactions in eqn (3) and (4) as well.

leading to a transition state. Then as the  $\text{S}_{\text{N}}2$  reaction proceeds, the larger species subsequently transforms into a smaller one (e.g., the charged trimer converts into the charged dimers, as shown in Fig. 7g). In this product state represented by a large Al–Al separation distance ( $r_{\text{Al–Al}} \sim 6.5 \text{ \AA}$ ), the net field on the  $\text{Al}^{3+}$  ion along  $\hat{r}$  centers around zero due to the cancellation of fields exerted from different ions in the isotropic environment. The minimum free energy path (MFEP) on the 2D surface computed using the string method<sup>55</sup> illustrates this most-likely ( $r, E$ )-dependent pathway of oligomer dissociation.

It is obvious that reorganization of the solvent ions is necessary for a charge species to initiate the nucleophile attack on a larger species, which is again reflected in the change in the local electrostatic environment. Therefore, a Marcus theory<sup>53,54</sup> based rate theory formalism that we recently extended for electric fields<sup>17,48</sup> can be employed to determine the effective Al–Al dissociation rates (see ESI† for details). For this purpose, we have extracted slices through the 2D surface for the Al–Al distances that represent the Al–Al close-contacts (red slice; the reactant state) and the Al–Al solvent-separated contacts (blue

slice; the product state) as shown in Fig. 7c and f. These slices represent the reactant and product diabats, which are ideal parabolas (established through fitting) that cross at a point treated as the transition state for the dissociation reaction. Considering a harmonic coupling between these diabats, the higher and lower adiabatic surfaces are generated. Then, as discussed in the ESI,† the reactant-to-product transition rate takes the form of:

$$\begin{aligned}
 k_{\text{E}} &= \kappa_{\text{LZ}} \sqrt{\frac{Z_{\text{E}}}{2\pi\beta}} \frac{e^{-\beta[W(E^{\ddagger}) + \Delta W_{\text{r}}^{E^{\ddagger}}]}}{\int_{E_1}^{E^{\ddagger}} dE e^{-\beta W(E)}} \\
 &= \kappa_{\text{LZ}} \sqrt{\frac{Z_{\text{E}}}{2\pi\beta}} \frac{e^{-\beta W_{\text{Tot}}}}{V_{\text{R}}^E}.
 \end{aligned}
 \tag{5}$$

Here,  $W(E) = W_{-}(E)$  is the lower adiabatic free energy surface and  $W(E^{\ddagger})$  is the barrier height on this surface.  $\Delta W_{\text{r}}^{E^{\ddagger}}$  is the additional barrier along the Al–Al distance, providing a total barrier of  $W_{\text{Tot}}$ .  $\beta = 1/k_{\text{B}}T$  represents inverse thermal energy and  $k_{\text{B}}$  is the Boltzmann constant. The integral from  $E_1$  to  $E^{\ddagger}$  provides the



“reactant volume” in the electric field space ( $V_R^E$ ).  $1/Z_E$  is the mass associated with the motion of the electric field.  $\kappa_{LZ}$  is the transmission coefficient obtained by employing the semiclassical approach of Landau and Zener.  $\kappa_{LZ}$  is introduced to account for any barrier-recrossing events that slow down the rates—it depends on the probability ( $P$ ) of reactive transitions,  $\kappa_{LZ} = 2P/(P + 1)$ , as the diabats cross at the “normal region”.  $P$  again depends on several factors such as the coupling strength between the diabats at the crossing point and the mean traversal velocity of the electric field trajectories at the crossing point. All parameters of this rate theory formalism are reported in Table S1.†

Utilizing eqn (5), we find that the timescale for dissociating any Al–Al contact is 2.8 ps and 5.3 ps, respectively, for the 58 mol% and the 66.7 mol% of  $\text{AlCl}_3$ . From Table S1,† we find that the barrier effects for both cases are very similar. The slower Al–Al dissociation timescale for the 66.7 mol% of  $\text{AlCl}_3$  is mainly caused by relatively small  $\kappa_{LZ}$  ( $\kappa_{LZ} = 0.63$ ), which again is a result of the reduction in the reactive transition probability due to a weaker reactant-product coupling strength ( $C$  in Table S1†). Interestingly, utilizing the detailed balance condition of reaction equilibrium,  $k_{LZ}^{\text{dissociation}} V_R^E = k_{LZ}^{\text{association}} V_P^E$ , where  $V_P^E$  is the “product volume” defined in the same way as the “reactant volume” in eqn (5), the timescales for the product-to-reactant transition are slower (4.5 ps) and faster (3.1 ps), respectively for the 58 mol% and 66.7 mol% of  $\text{AlCl}_3$ . The equilibrium constants are therefore, respectively,  $>1$  (1.61) and  $<1$  (0.59), suggesting that the concentration of 58 mol% of  $\text{AlCl}_3$  drives a dissociative reaction, while 66.7 mol% of  $\text{AlCl}_3$  is prone to an associative reaction. This explains why at 66.7 mol% of  $\text{AlCl}_3$ , dimers are predominant, coexisting with larger oligomers, while at 58 mol% of  $\text{AlCl}_3$  the monomers dominate, accompanied by dimers, with only a minimal presence of trimers. In accordance with our earlier research,<sup>16,55</sup> when introducing KCl

into the mixture with multivalent cation salts, specifically  $\text{MgCl}_2$  or  $\text{LaCl}_3$ , the ion network and chains formed by the multivalent cations undergo a reduction in size. A similar effect is observed in the case of  $\text{AlCl}_3$ , where an increase in KCl concentration leads to a greater prevalence of smaller species, such as monomers. With the highest electron density, these monomers readily initiate nucleophilic attacks on larger species, dissociating them into smaller ones. We recognize that the effective multivalent Al–Al dissociation/association timescales are two orders of magnitude faster than the timescale of reaching an overall speciation equilibrium. This can be attributed to the multitude and multidimensionality of speciation reactions (eqn (1)–(4)) that collectively slow down the equilibration process. Another contributing factor could be the small simulation box, which is known to slow down kinetic events such as solvent exchange.<sup>56</sup> If a larger simulation box is considered (currently out of the scope of AIMD), the overall speciation kinetics might be faster, but would still be much slower than the effective Al–Al dissociation timescale due to the said multitude/multidimensionality of reactions.

It is critical to realize that whenever there is an association or dissociation event of the Al species there is a possibility of  $\text{Cl}^-$  exchange between them at the reactive region. For example, at 58 mol% of  $\text{AlCl}_3$  most of the speciation reactions are symmetrical,  $\text{AlCl}_4^- + \text{Al}_2\text{Cl}_7^- \leftrightarrow \text{Al}_2\text{Cl}_7^- + \text{AlCl}_4^-$ , where interspecies  $\text{Cl}^-$  exchange can take place. In Fig. 8, we show the 2D free energy surface,  $W(r, E)$ , describing dissociation of a  $\text{Cl}^-$  ion from an  $\text{Al}^{3+}$  ion during  $\text{Cl}^-$  exchange events at 58 mol% of  $\text{AlCl}_3$ . When a  $\text{Cl}^-$  is bound to an  $\text{Al}^{3+}$ , it experiences high electric fields along the unit Al–Cl distance vector ( $\hat{r}$ ). By following the MFEP that drops almost vertically to a near zero field in the bound state, it is obvious that two species (e.g., a monomer and a dimer as shown in Fig. 8b) have associated by sharing their  $\text{Cl}^-$  ions. These shared  $\text{Cl}^-$  ions

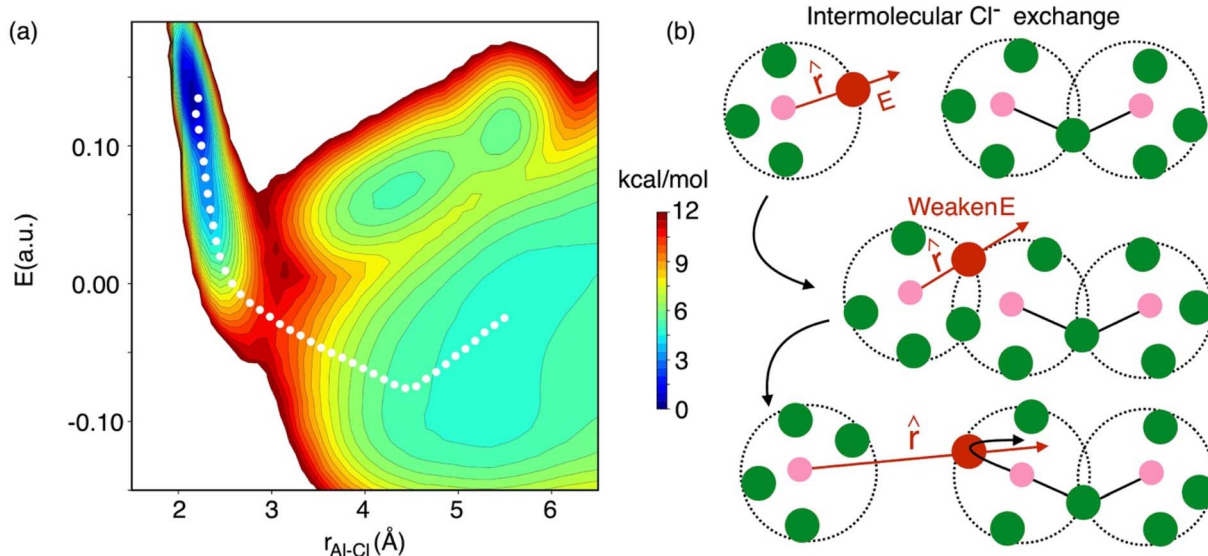


Fig. 8 (a) 2D free energy surface ( $W(r_{\text{Al-Cl}}, E)$ ) at the concentration of 58 mol% of  $\text{AlCl}_3$  as a function of the Al–Cl distance ( $r_{\text{Al-Cl}}$ ) and the electric field ( $E$ ) on the  $\text{Cl}^-$  ion along the Al–Cl distance unit vector,  $\hat{r}$ , and the MFEP indicated by the white dotted line, highlighting (b) necessary reorganization of the local electrostatic environment in the association reaction of two different species that facilitates interspecies chloride exchange. Colorbar indicates the free energy levels on the 2D surface equally spaced between 0 and 12 kcal mol<sup>-1</sup>.



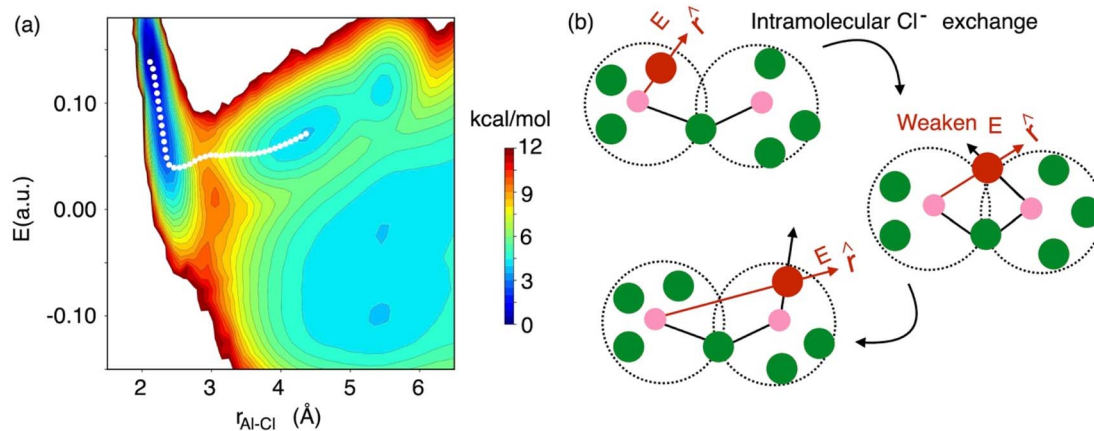


Fig. 9 The 2D free energy surface (a, same as Fig. 8), highlighting (b) intraspecies chloride exchange at the concentration of 66.7 mol% of  $\text{AlCl}_3$ .

experience effectively near zero field due to the two nearest  $\text{Al}^{3+}$  ions that are exerting fields in the opposite directions from the same distance. The two- $\text{Cl}^-$ -shared state (or the five-coordination state of the  $\text{Al}^{3+}$  ions) is unstable, triggering immediate dissociation and allowing a  $\text{Cl}^-$  exchange event to take place. After dissociation at a large Al-Cl distance, the field on the exchanged  $\text{Cl}^-$  becomes negative as indicated by the MFEP. This is because the field from the  $\text{Al}^{3+}$  to which the  $\text{Cl}^-$  ion was originally bound is now weak, while the field from the nearest  $\text{Al}^{3+}$  ion is strong—the projection of which along  $\hat{r}$  is negative. It should be noted that even if the association between two species takes place as shown in Fig. 8,  $\text{Cl}^-$  exchange may not occur, as Al species may simply associate and dissociate with their own  $\text{Cl}^-$ . This suggests that the actual breaking of the Al-Cl bond is comparatively less frequent than the dissociation of Al-Al contacts following the formation of a transient complex. This is also reflected in the  $\sim 3$  times higher free energy barrier for the former.

While the interspecies  $\text{Cl}^-$  exchange demonstrated by Fig. 8 for 58 mol% of  $\text{AlCl}_3$  is also feasible for 66.7 mol%  $\text{AlCl}_3$ , the free energy surface analysis interestingly points to a more-favorable intraspecies (intramolecular)  $\text{Cl}^-$  exchange for the latter. In Fig. 9, the MFEP on the 2D surface suggests that the electric field on an  $\text{Al}^{3+}$ -bound  $\text{Cl}^-$  ion drops to a near zero field, but instead of going negative, it remains positive as the  $\text{Cl}^-$  ion leaves the  $\text{Al}^{3+}$  ion. This is possible only when the  $\text{Cl}^-$  migration takes place between two connected monomer units in a larger oligomer such as dimer, trimer, or tetramer. For example, in a charged dimer (Fig. 9b) a  $\text{Cl}^-$  ion bound to the first  $\text{Al}^{3+}$  ion gets shared with the second  $\text{Al}^{3+}$  ion as the two monomer units rotate. This sharing weakens the field experienced by the  $\text{Cl}^-$  ion to nearly zero, which again increases as it moves away from the first  $\text{Al}^{3+}$  ion and becomes bound only to the second  $\text{Al}^{3+}$  ion. This positive gain in the field value after the  $\text{Cl}^-$  transfer is due to the reduced cancelation effects between the fields due to the two  $\text{Al}^{3+}$  ions.

## Conclusion

In summary, we have employed a multimodal approach based on a series of nanosecond AIMD simulations, modeling of neutron scattering and Raman spectra, free energy surface

analysis, and rate theory, to elucidate underlying reactions that establish chemical equilibrium in molten  $\text{AlCl}_3 + \text{KCl}$  mixtures. Such long *ab initio* simulations, despite their huge computational costs, are necessary to treat reactive systems that inherently exhibit a variety of solvent-composition-dependent reactions that govern speciation. Indeed, the AIMD simulations conducted here reveal that—depending on the  $\text{AlCl}_3$  concentration in the  $\text{AlCl}_3 + \text{KCl}$  systems (namely, in going from the 66.7 mol% to 58 mol% of  $\text{AlCl}_3$ )—a range of species such as monomers, dimers, trimers, and tetramers can be present. Reaching their equilibrium populations through interconversion reactions (eqn (1)–(4)) requires at least 500 ps. For the pure and 50 mol% of  $\text{AlCl}_3$ , the systems preserve their species throughout the simulations in the form of neutral dimers and charged monomers, respectively. It is worth noting that the monomers have a tetrahedral geometry, while in the oligomeric species these monomer tetrahedrons connect to each other either through sharing their corners (*e.g.*, charged dimers/trimers) or edges (*e.g.*, neutral dimers).

By taking advantage of available experimental data on these systems, we have validated our theoretical findings. For instance, excellent agreement between the computed and measured neutron structure factors is found. This agreement confirms the existence of the short-range nearest neighbor and charge-alternation correlations in different species along with the intermediate-range structural ordering that involves association (cross-correlation) of these species. However, the structure factor computed from the part of the AIMD trajectory that is not fully equilibrated is almost identical to the one computed from the equilibrated portion, raising concerns about the applicability of the simulation and modeling approaches that typically utilize short trajectories to model and interpret scattering observables. Such an approach may provide a completely wrong picture of speciation. For cases where force fields are not applicable and AIMD is necessary, the latter must be performed for long simulation times to examine the convergence of the species distribution. Relying solely on the comparison of computed and experimental structure factors may not suffice in such cases. While modeling the scattering observables faces such challenges, the Raman spectra show ultra-sensitivity to



species distribution and clearly distinguish the nonequilibrium segment of the AIMD trajectories from the equilibrium portion. Considering all  $\text{AlCl}_3$  concentrations, the computed spectra from the equilibrium portions and measured Raman spectra are in excellent agreement in terms of the relative peak heights, spectral lineshapes, and frequency shifts caused by the changes in the species distribution. For example, when transitioning from 58 mol% to 66.7 mol% of  $\text{AlCl}_3$ , the peak height for the Al–Cl symmetric stretching mode assigned to monomers drops, while those assigned to dimers/trimers increase. The notable sensitivity of Raman spectroscopy to speciation makes it a crucial technique for determining species distribution, particularly when combined with species populations derived from AIMD and their associated simulated Raman spectra.

Finally, a Marcus-like theory using electric field as a reaction coordinate shows that the effective Al–Al dissociation time-scales are faster at 58 mol% than at 66.7 mol% of  $\text{AlCl}_3$ . By obtaining the backward (association) reaction rates, and thereby the effective equilibrium constants, we find that  $\text{Al}^{3+}$  ions are prone to dissociation at 58 mol% of  $\text{AlCl}_3$ , while they prefer to associate at 66.7 mol% of  $\text{AlCl}_3$ . This explains why the higher populations of dimers and larger oligomers are observed at 66.7 mol% of  $\text{AlCl}_3$ , while monomers dominate at 58 mol% of  $\text{AlCl}_3$ . From a macroscopic perspective, we realize that the increased concentration of the structure-breaking KCl plays a role here—they tend to break networks of companion salts of multivalent ions. Higher concentrations of KCl favor smaller Al species such as negatively charged monomers, which in turn are more likely to engage in nucleophilic attacks on larger species leading to frequent Al–Al dissociation events and the formation of smaller species. One of the interesting findings is that both the interspecies and intraspecies  $\text{Cl}^-$  migration and exchange appear to be plausible from the free energy surface analysis. When two Al species associate, a two- $\text{Cl}^-$ -shared (*i.e.*, edge-shared) state between the interacting  $\text{Al}^{3+}$  ions is created. Due to thermodynamic instability, this state dissociates allowing the two  $\text{Al}^{3+}$  ions to exchange their shared  $\text{Cl}^-$  ions. The intraspecies  $\text{Cl}^-$  exchange events are probable through the transition from the one- $\text{Cl}^-$ -shared (*i.e.*, corner-shared) state to the two- $\text{Cl}^-$ -shared (*i.e.*, edge-shared) state in oligomeric species. The intraspecies  $\text{Cl}^-$  exchange is likely to occur more at the 66.7 mol% of  $\text{AlCl}_3$  due to the existence of more oligomeric species, while interspecies  $\text{Cl}^-$  exchanges are more frequent at the 58 mol%  $\text{AlCl}_3$  through many nucleophile reactions.

Overall, this study provides critical insight into the connection between chemical speciation and ion exchange processes, while examining the applicability of different methods for assessing species distribution. This knowledge is essential for advancing our understanding of molten salt properties. Investigating properties such as solubility, viscosity, diffusivity, and conductivity, and connecting them directly to ion exchange and speciation, is out of the scope of this AIMD study. However, in the future, through the development of accurate machine learning<sup>30,57,58</sup> interatomic interaction potentials trained on *ab initio* forces and energies, accessing both large length scales and long simulation times will be possible. This will help establish the property-

speciation-ion exchange relations, providing a means to enhance the performance of the high-temperature energy storage and production technologies.

## Author contributions

SR and VSB designed the project and performed simulations. All authors performed partial data analysis. The original manuscript draft was prepared by LDG, SR, and VSB. All authors proofread and approved the manuscript.

## Data availability

Computational data are available from the corresponding authors upon reasonable request.

## Notes

This manuscript has been authored in part by UT Battelle, LLC, under contract DE-AC05-00OR22725 with the US Department of Energy (DOE). The US government retains and the publisher, by accepting the article for publication, acknowledges that the US government retains a nonexclusive, paid-up, irrevocable, worldwide license to publish or reproduce the published form of this manuscript, or allow others to do so, for US government purposes. DOE will provide public access to these results of federally sponsored research in accordance with the DOE Public Access Plan (<http://energy.gov/downloads/doepublic-access-plan>).

## Conflicts of interest

There are no conflicts to declare.

## Acknowledgements

This work was supported by the Office of Materials and Chemical Technologies within the Office of Nuclear Energy, U.S. Department of Energy. This research used resources of the Compute and Data Environment for Science (CADES) at the Oak Ridge National Laboratory, which is supported by the Office of Science of the U.S. Department of Energy under Contract No. DE-AC05-00OR22725. Additionally, this research used resources of the National Energy Research Scientific Computing Center (NERSC), a U.S. Department of Energy Office of Science User Facility located at Lawrence Berkeley National Laboratory, operated under Contract No. DE-AC02-05CH11231.

## References

- 1 S. Guo, J. Zhang, W. Wu and W. Zhou, *Prog. Mater. Sci.*, 2018, **97**, 448–487.
- 2 R. Roper, M. Harkema, P. Sabharwall, C. Riddle, B. Chisholm, B. Day and P. Marotta, *Ann. Nucl. Energy*, 2022, **169**, 108924.
- 3 R. Jiang, M. Gao, X. Mao and D. Wang, *Curr. Opin. Electrochem.*, 2019, **17**, 38–46.
- 4 S. V. Volkov, *Chem. Soc. Rev.*, 1990, **19**, 21–28.



- 5 E. González-Roubaud, D. Pérez-Osorio and C. Prieto, *Renewable Sustainable Energy Rev.*, 2017, **80**, 133–148.
- 6 A. I. Bhatt, H. Kinoshita, A. L. Koster, I. May, C. Sharrad, H. M. Steele, V. A. Volkovich, O. D. Fox, C. J. Jones, B. G. Lewin, J. M. Charnock and C. Hennig, in *Separations for the Nuclear Fuel Cycle in the 21st Century*, ed. G. J. Lumetta, K. L. Nash, S. B. Clark and J. I. Friese, American Chemical Society, Washington, DC, 2006, vol. 933, pp. 219–231.
- 7 A. T. Motta, A. Couet and R. J. Comstock, *Annu. Rev. Mater. Res.*, 2015, **45**, 311–343.
- 8 H. O. Nam, A. Bengtson, K. Vörtler, S. Saha, R. Sakidja and D. Morgan, *J. Nucl. Mater.*, 2014, **449**, 148–157.
- 9 H. O. Nam and D. Morgan, *J. Nucl. Mater.*, 2015, **465**, 224–235.
- 10 N. Winner, H. Williams, R. O. Scarlat and M. Asta, *J. Mol. Liq.*, 2021, **335**, 116351.
- 11 S. T. Lam, Q.-J. Li, J. Mailoa, C. Forsberg, R. Ballinger and J. Li, *J. Mater. Chem. A*, 2021, **9**, 1784–1794.
- 12 M. S. Emerson, S. Sharma, S. Roy, V. S. Bryantsev, A. S. Ivanov, R. Gakhar, M. E. Woods, L. C. Gallington, S. Dai, D. S. Maltsev and C. J. Margulis, *J. Am. Chem. Soc.*, 2022, **144**, 21751–21762.
- 13 S. Roy, M. Brehm, S. Sharma, F. Wu, D. S. Maltsev, P. Halstenberg, L. C. Gallington, S. M. Mahurin, S. Dai, A. S. Ivanov, C. J. Margulis and V. S. Bryantsev, *J. Phys. Chem. B*, 2021, **125**, 5971–5982.
- 14 H. Wang, R. S. DeFever, Y. Zhang, F. Wu, S. Roy, V. S. Bryantsev, C. J. Margulis and E. J. Maginn, *J. Chem. Phys.*, 2020, **153**, 214502.
- 15 S. Roy, F. Wu, H. Wang, A. S. Ivanov, S. Sharma, P. Halstenberg, S. K. Gill, A. M. Milinda Abeykoon, G. Kwon, M. Topsakal, B. Layne, K. Sasaki, Y. Zhang, S. M. Mahurin, S. Dai, C. J. Margulis, E. J. Maginn and V. S. Bryantsev, *Phys. Chem. Chem. Phys.*, 2020, **22**, 22900–22917.
- 16 F. Wu, S. Sharma, S. Roy, P. Halstenberg, L. C. Gallington, S. M. Mahurin, S. Dai, V. S. Bryantsev, A. S. Ivanov and C. J. Margulis, *J. Phys. Chem. B*, 2020, **124**, 2892–2899.
- 17 S. Roy, S. Sharma, W. V. Karunaratne, F. Wu, R. Gakhar, D. S. Maltsev, P. Halstenberg, M. Abeykoon, S. K. Gill, Y. Zhang, S. M. Mahurin, S. Dai, V. S. Bryantsev, C. J. Margulis and A. S. Ivanov, *Chem. Sci.*, 2021, **12**, 8026–8035.
- 18 S. Roy, Y. Liu, M. Topsakal, E. Dias, R. Gakhar, W. C. Phillips, J. F. Wishart, D. Leshchev, P. Halstenberg, S. Dai, S. K. Gill, A. I. Frenkel and V. S. Bryantsev, *J. Am. Chem. Soc.*, 2021, **143**, 15298–15308.
- 19 A. Zhadan, A. Carof, V. Sarou-Kanian, L. Del Campo, L. Cosson, R. Vuilleumier, M. Malki and C. Bessada, *J. Phys. Chem. C*, 2023, **127**, 11186–11194.
- 20 A. Zhadan, V. Sarou-kanian, L. Del Campo, L. Cosson, M. Malki and C. Bessada, *J. Phys. Chem. C*, 2022, **126**, 17234–17242.
- 21 M. Salanne, C. Simon, P. Turq and P. A. Madden, *J. Phys. Chem. B*, 2007, **111**, 4678–4684.
- 22 B. Koo, H. Lee, S. Hwang and H. Lee, *J. Phys. Chem. C*, 2023, **127**, 5676–5682.
- 23 A. D. Wilson and C. J. Orme, *RSC Adv.*, 2015, **5**, 7740–7751.
- 24 G. Mamantov and G. Torsi, *Inorg. Chem.*, 1971, **10**, 1900–1902.
- 25 H. A. Hjuler, A. Mahan, J. H. Von Barner and N. J. Bjerrum, *Inorg. Chem.*, 1982, **21**, 402–406.
- 26 B. Trémillon and G. Letisse, *J. Electroanal. Chem. Interfacial Electrochem.*, 1968, **17**, 371–386.
- 27 Y. S. Badyal, D. A. Allen and R. A. Howe, *J. Phys.: Condens. Matter*, 1994, **6**, 10193–10220.
- 28 R. L. Harris, R. E. Wood and H. L. Ritter, *J. Am. Chem. Soc.*, 1951, **73**, 3151–3155.
- 29 S. J. Percival, L. J. Small and E. D. Spoeke, *J. Electrochem. Soc.*, 2018, **165**, A3531–A3536.
- 30 M. Bu, T. Feng and G. Lu, *J. Mol. Liq.*, 2023, **375**, 120689.
- 31 W. Gau and I. Sun, *J. Electrochem. Soc.*, 1996, **143**, 914–919.
- 32 J. H. Von Barner and N. J. Bjerrum, *Inorg. Chem.*, 1973, **12**, 1891–1896.
- 33 J. H. Von Barner, N. J. Bjerrum and K. Kiens, *Inorg. Chem.*, 1974, **13**, 1708–1712.
- 34 J. H. V. Barner, L. E. McCurry, C. A. Joergensen, N. J. Bjerrum and G. Mamantov, *Inorg. Chem.*, 1992, **31**, 1034–1039.
- 35 L. Bernasconi, P. A. Madden and M. Wilson, *PhysChemComm*, 2002, **5**, 1.
- 36 Z. Varga, M. Kolonits and M. Hargittai, *Struct. Chem.*, 2012, **23**, 879–893.
- 37 R. Ruberto, G. Pastore, Z. Akdeniz and M. P. Tosi, *Mol. Phys.*, 2007, **105**, 2383–2392.
- 38 G. Torsi and G. Mamantov, *Inorg. Nucl. Chem. Lett.*, **6**, 553–560.
- 39 H. A. Øye, E. Rytter, P. Klæboe, S. J. Cyvin, I. Lagerlund and L. Ehrenberg, *Acta Chem. Scand.*, 1971, **25**, 559–576.
- 40 E. Rytter, S. J. Cyvin and B. N. Cyvin, *J. Inorg. Nucl. Chem.*, 2003, **35**, 1185–1198.
- 41 M. Wilson and P. A. Madden, *J. Phys.: Condens. Matter*, 1994, **6**, 159–170.
- 42 M. Wilson and P. A. Madden, *J. Phys.: Condens. Matter*, 1993, **5**, 6833–6844.
- 43 M. Salanne and P. A. Madden, *Mol. Phys.*, 2011, **109**, 2299–2315.
- 44 F. Hutchinson, M. K. Walters, A. J. Rowley and P. A. Madden, *J. Chem. Phys.*, 1999, **110**, 5821–5830.
- 45 M. Salanne, L. J. A. Siqueira, A. P. Seitsonen, P. A. Madden and B. Kirchner, *Faraday Discuss.*, 2012, **154**, 171–188.
- 46 B. Kirchner, A. P. Seitsonen and J. Hutter, *J. Phys. Chem. B*, 2006, **110**, 11475–11480.
- 47 A. L. L. East and J. Hafner, *J. Phys. Chem. B*, 2007, **111**, 5316–5321.
- 48 S. Roy, G. K. Schenter, J. A. Napoli, M. D. Baer, T. E. Markland and C. J. Mundy, *J. Phys. Chem. B*, 2020, **124**, 5665–5675.
- 49 A. A. Fannin, L. King and D. Seegmiller, *J. Electrochem. Soc.*, 1972, **119**, 801.
- 50 S. Le Roux and V. Petkov, *J. Appl. Crystallogr.*, 2010, **43**, 181–185.



- 51 M. Blander, E. Bierwagen, K. G. Calkins, L. A. Curtiss, D. L. Price and M.-L. Saboungi, *J. Chem. Phys.*, 1992, **97**, 2733–2741.
- 52 W. E., W. Ren and E. Vanden-Eijnden, *J. Chem. Phys.*, 2007, **126**, 164103.
- 53 R. A. Marcus, *Annu. Rev. Phys. Chem.*, 1964, **15**, 155–196.
- 54 M. D. Newton and N. Sutin, *Annu. Rev. Phys. Chem.*, 1984, **35**, 437–480.
- 55 F. Wu, S. Roy, A. S. Ivanov, S. K. Gill, M. Topsakal, E. Dooryhee, M. Abeykoon, G. Kwon, L. C. Gallington, P. Halstenberg, B. Layne, Y. Ishii, S. M. Mahurin, S. Dai, V. S. Bryantsev and C. J. Margulis, *J. Phys. Chem. Lett.*, 2019, **10**, 7603–7610.
- 56 S. Roy and V. S. Bryantsev, *J. Phys. Chem. B*, 2018, **122**, 12067–12076.
- 57 R. Chahal, S. Roy, M. Brehm, S. Banerjee, V. Bryantsev and S. T. Lam, *JACS Au*, 2022, **2**, 2693–2702.
- 58 W. Liang, G. Lu and J. Yu, *ACS Appl. Mater. Interfaces*, 2021, **13**, 4034–4042.

