





Cite this: *Green Chem.*, 2024, **26**, 3565

Ionic liquids for the green synthesis of 1,2,3-triazoles: a systematic review

Aman Kumar,^{a,d} Vijay Kumar,^a Prashant Singh,^b Ram Kumar Tittal ^{*c} and Kashmiri Lal ^{*a}

The exponentially increasing use of hazardous traditional organic solvents and catalysts for more accessible synthesis of important heterocycles useful for humankind in various fields, such as medicine, materials science, and agrochemicals, is having devastating impacts on the environment, are directly or indirectly affecting the structure and productivity of ecosystems. This has shifted the focus of the scientific community towards using eco-friendly and greener solvents, catalysts, materials, and methods for sustainable growth. As a result, there is a drive to change traditional techniques to environmentally sustainable processes by following the principle's of green chemistry. In this connection, the use of hazardous organic solvents and catalysts for synthesizing 1,2,3-triazoles is a global concern. Thus, newer methodologies were designed using eco-friendly catalysts and benign solvents such as ionic liquids (ILs) or water. The use of ILs in organic synthesis as a solvent and catalyst has attracted tremendous attention in recent years owing to their superior physiochemical properties, such as low vapor pressure, non-volatility, non-flammability, excellent conductivity, and electrochemical and thermal stability, thereby, increasing the reactivity, selectivity, catalyst recyclability, and other properties. In this review, authors have critically screened, divided, and summarized research articles into two significant sections: firstly, the synthesis of 1,2,3-triazoles from alkynes using ILs and secondly, the synthesis of 1,2,3-triazoles from substrate molecules other than alkynes using ILs. It is hoped that this review will stimulate scientists to adopt environmentally sustainable ILs as green solvents and catalysts for the synthesis of 1,2,3-triazole-based compounds.

Received 12th December 2023,
Accepted 20th February 2024

DOI: 10.1039/d3gc04898e

rs.c.li/greenchem

1. Introduction

Heterocyclic compounds are among the most important classes of organic compounds as these are an integral part of various biologically significant molecules, including deoxyribonucleic acid (DNA), ribonucleic acid (RNA), hemoglobin, vitamins, and steroids.^{1–4} Further, heterocyclic compounds play a significant role in the synthesis of several drugs useful for the treatment of various diseases in humans, animals, and plants.^{5,6} However, protocols followed for their synthesis are of global concern as they utilize hazardous chemicals, solvents, and catalysts. For the less hazardous synthesis of these significant heterocycles, the scientific community has been working hard in recent years to create new methodologies that are less

harmful to the environment and human health.^{7,8} Researchers have paid much attention to new synthetic “green chemistry” strategies. The concept of green chemistry was first put forth in the 1990s; since then it become one of the most promising fields that works at the molecular level to achieve sustainability.⁹ This approach reduces the risks to human health and environmental concerns that emerge from synthesizing, processing, and using hazardous chemicals. Many efforts are underway to replace harmful traditional solvents and catalysts with eco-friendly substitutes in observance of two levels of assessment, namely environmental, health, and safety (EHS) and life cycle assessment (LCA). It is obligatory to find green solvents that are non-hazardous, eco-friendly, safe, renewable, prevent waste, non-flammable, easy to handle, reusable, *etc.* This may also provide easier synthetic access to heterocyclic scaffolds.^{10–14} In this regard, ILs may be a suitable medium/ catalyst that adheres to green chemistry principles, as illustrated in Fig. 1.¹⁵

ILs are compounds entirely made up of ions with a melting point of less than 373 K and these have drawn extensive attention in recent years from researchers and industry because of their distinctive properties, including low vapor pressure, low toxicity, outstanding thermal stability, and recyclability and are, therefore, recognized as sustainable liquids or solvents.^{16,17}

^aDepartment of Chemistry, Guru Jambheshwar University of Science & Tech., Hisar, Haryana 125001, India. E-mail: klal_iitd@yahoo.com

^bDepartment of Chemistry, Atma Ram Sanatan Dharma College, University of Delhi, Dhaura Kuan, New Delhi 110021, India

^cDepartment of Chemistry, National Institute of Technology, Kurukshetra, Haryana 136119, India. E-mail: rktittal_iitd@nitkkr.ac.in

^dDepartment of Chemistry, Manipal University Jaipur, Dehmi kalan, Jaipur 303007, Rajasthan, India



Fig. 1 Benefits of ILs for meeting green chemistry principles.

Utilizing ILs as alternative reaction media is attracting chemists' attention as it can circumvent the issues associated with many of the classic volatile organic solvents and catalysts. The term "designer solvent" has been used for ILs as they comprise cationic and anionic components and can be designed according to the reaction conditions.^{18,19} Besides their uses as a solvent and catalyst, ILs have a lot of potential for use in several fields, including biological, physical chemistry, engineering, analytics, and electrochemistry.^{20–34}

2. Green synthesis of 1,2,3-triazoles

Synthetic protocols utilizing ILs as a solvent/catalyst under microwave irradiation (MI) instead of conventional heating are more

useful as both ILs and MI adhere to the principles of green chemistry and provide a way to achieve excellent yields with short reaction times and effortless purification.^{35–42} In this review article, we summarize various reports available on synthesis of 1,2,3-triazoles utilizing ILs as a greener solvent or potential catalyst under thermal conditions or microwave irradiation. 1,2,3-Triazole is a significant scaffold with promising applications in different fields such as medicinal chemistry,^{43–55} biochemistry,⁵⁶ dendrimers,^{57–62} materials chemistry,^{63–67} chemical sensing,^{68–70} ionic recognition,^{71,72} peptidomimetics,^{73,74} and bioconjugation.⁷⁵ 1,2,3-Triazoles came into the mainstream of synthesis after the great work by Huisgen in this field in 1960, who provided a more straightforward laboratory synthetic pathway for the synthesis of 1,2,3-triazoles that involves the 1,3-dipolar cycloaddition of terminal alkynes with organic azides under thermal conditions.⁷⁶ After some time, it was found that Huisgen's protocol for synthesizing 1,2,3-triazoles has some disadvantages, such as requiring high temperature, more time for reaction completion, and it gives products in a low yield. To overcome these demerits of Huisgen's methodology, Meldal⁷⁷ and Sharpless⁷⁸ teams in 2002 independently modified the process into a more straightforward and novel prize-winning form known as Cu(I)-catalyzed azide–alkyne cycloaddition (CuAAC). This CuAAC protocol has many advantages over the traditional method, such as high selectivity, mild reaction conditions, low reaction temperature, high yield, and broad substrate scope. However, the use of volatile organic solvents and catalysts in this methodology is of environmental concern. Consequently, many researchers are working on overcoming this situation and developing more eco-friendly methods for the greener synthesis of 1,2,3-triazoles.^{79,80}

Recently, Tittal *et al.* published a review entitled "Green synthesis of 1,4-disubstituted 1,2,3-triazoles: a sustainable approach".⁸¹ The review article was focused on the synthesis of only 1,4-disubstituted 1,2,3-triazoles by making use of green catalysts, solvents, microwave and ultrasonic irradiation assistance. However, the present review highlights the use of ILs as a solvent and as a



Aman Kumar

Aman Kumar completed his M.Sc (Chemistry) in 2017 from the Department of Chemistry, Guru Jambheshwar University of Science and Technology, Hisar, Haryana, India. He qualified the CSIR-UGC NET-JRF exam in December 2017. After that, he joined an organic synthesis lab at the Department of Chemistry, Guru Jambheshwar University of Science and Technology, Hisar, Haryana, under the supervision of Prof. Kashmiri Lal, in January

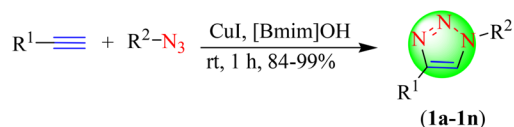
2020. He completed his Ph.D. in September 2023. His main area of interest is the synthesis and biological evaluation of heterocyclic scaffolds.



Vijay Kumar

Vijay Kumar completed his M.Sc. in Organic Chemistry from Pandit Deendayal Upadhyaya Shekhawati University, Sikar, Rajasthan, India, 2018. He qualified CSIR-UGC NET-JRF exam in June 2019 and GATE in 2019. He started his Ph.D. at the Department of Chemistry, Guru Jambheshwar University of Science and Technology, Hisar, Haryana (India), in 2021 under Prof. Kashmiri Lal's supervision. His work mainly focuses on the

click synthesis of 1,2,3-triazole hybrids and their biological evaluation.



$R^1 = \text{C}_6\text{H}_5, 4\text{-CH}_3\text{C}_6\text{H}_4, 4\text{-OCH}_3\text{C}_6\text{H}_4, \text{C}_4\text{H}_9, \text{C}_6\text{H}_{15}, \text{C}_6\text{H}_5\text{COOCH}_2$

$R^2 = \text{C}_6\text{H}_5, 4\text{-FC}_6\text{H}_4, 4\text{-ClC}_6\text{H}_4, 4\text{-BrC}_6\text{H}_4, 4\text{-OCH}_3\text{C}_6\text{H}_4, 4\text{-CNC}_6\text{H}_4, \text{C}_6\text{H}_5\text{CH}_2, \text{C}_6\text{H}_5\text{CH}_2\text{CH}_2, \text{C}_8\text{H}_{17}$

Scheme 1 Synthesis of 1,2,3-triazoles (1a–1n) using an IL as a solvent.

catalytic system or both for the synthesis of a diverse range of 1,2,3-triazole derivatives. This review may help to develop new synthetic strategies for ILs based on green catalytic or reaction media adhering to the green chemistry principles for obtaining 1,2,3-triazoles. This review summarizes various reports on the synthesis of 1,2,3-triazoles using ILs, and also highlights the results of the best catalytic system or reaction media. Further, the substituents shown in green colors in all the schemes represent the highest yield of the 1,2,3-triazole. The classification of this work is in two parts, as mentioned below:

(i) Synthesis of 1,2,3-triazoles from terminal alkyne substrates using: (a) ILs as a solvent, (b) ILs as a catalyst system, and (c) ILs as both solvent as well as catalyst;

(ii) Synthesis of 1,2,3-triazoles from substrates other than alkynes using: (a) ILs as a solvent, (b) ILs as a catalyst system, and (c) ILs as both solvent as well as catalyst.

2.1. Synthesis of 1,2,3-triazoles from terminal alkyne substrates using ILs

The synthesis of 1,2,3-triazoles utilizing ILs is presented and it was observed that ILs have been used either as a solvent or as

a catalyst system. Further, there are some reports, where ILs have played a role as both a solvent as well as catalyst. Therefore, the literature has been classified further in to three subsections in this paper: Synthesis of 1,2,3-triazoles from terminal alkyne substrates using ILs as a solvent; Synthesis of 1,2,3-triazoles from terminal alkyne substrates using ILs as a catalyst system; and Synthesis of 1,2,3-triazoles from terminal alkyne substrates using ILs as both a solvent as well as a catalyst. These three subsections are discussed below.

2.1.1. Synthesis of 1,2,3-triazoles from terminal alkyne substrates using ILs as a solvent. Ali *et al.* synthesized some 1,4-disubstituted 1,2,3-triazoles (1a–1n) via the CuAAC reaction of diversified organic azides with several terminal alkynes in the presence of copper iodide using an IL as a greener solvent (Scheme 1).⁸² These reactions were performed at room temperature and did not require any bases or reducing agents. Among the ILs, the best results were obtained when 1-methyl-3-butylimidazolium hydroxide [Bmim]OH was used as a solvent. Here, the replacement of the OH[−] of the IL with Br[−] and PF₆[−] led to a decrease in the product yield, suggesting that the anions of the ILs influences the chemical reaction.



Prashant Singh

Prashant Singh is working as Professor of Chemistry at Atma Ram Sanatan Dharam College, University of Delhi. He received his Ph.D. from Dr B. R. Ambedkar Centre for Biomedical Research, University of Delhi, India under the supervision of Professor Anju Katyaj and Professor Ramesh Chandra. He is the recipient of a Postdoctoral Research Award from the University Grant Commission. He has contributed

more than 170 research articles/review/preprints/chapters. He has received a total of 2988 citations for his work. The H-index and i-10 index credited to his work are 31 and 85, respectively. His main research interest is DFT calculations and molecular dynamics simulations in drug discovery.



Ram Kumar Tittal

Dr Ram Kumar Tittal, currently working as Assistant Professor at the Department of Chemistry, National Institute of Technology, Kurukshetra, Haryana (India), has expertise in organic synthesis for developing biologically essential molecules using trichloromethyl group-containing substrates or 1,3-dipoles and diploarophiles via Cu-mediated free radical or click reactions, respectively. His research also focuses on the sustainable

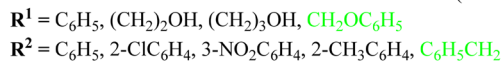
environmental development of products and processes. He is the recipient of several awards, including the special prize in the Dr K. B. Lal Memorial Chemistry contest, DEI, Dayalbagh Agra (India); recipient of SRF and JRF at the Indian Institute of Technology Delhi, India; and was recently honored by the Vice Chancellor of Chatrapati Sahooji Maharaj University, Kanpur, on Teachers' day on 5th September, 2021, for his contribution to higher education and the New Education Policy-2020.



Scheme 2 Synthesis of 1,2,3-triazoles (**2a–2l**) using an IL as a solvent.

[Bmim]OH played a unique role in the deprotonation of the alkyne, was helpful for the formation of reactive Cu(i) acetylide. Further, the CuI catalyst in [Bmim]OH provided the best yield (99%) in a short reaction time (1 h) among the tested catalysts, including Cu(OAc)₂·5H₂O with sodium ascorbate, Cu(OAc)₂·H₂O + Na ascorbate, CuI, CuBr and CuCl in diverse ILs solvent systems, such as [Bmim]OH, [Bmim]Br, [Bmim]OAc and [Bmim]PF₆.

Javaherian and co-workers synthesized a series of 1,2,3-triazoles (**2a–2l**) *via* an eco-friendly CuAAC reaction of various organic azides with phenylacetylene in IL:water as a solvent system in the presence of several Cu(i)-catalyst (Scheme 2).⁸³ Analysis with different reaction conditions showed that the best yield (63%–92%) of 1,2,3-triazoles was obtained when IL



Scheme 3 Synthesis of triazoles (**3a–3i**) using an IL as a solvent.

and water were taken in a 1:1 ratio, in the presence of CuSO₄·5H₂O and sodium ascorbate. The IL used in this reaction was tetra-ethylene-glycol bis-(1-methyl-3-imidazolium) tosylate, and the co-solvent taken was water. This protocol was associated with an advantage that led to the formation of 1,2,3-triazoles within a short period without using toxic solvents. CuSO₄ with sodium ascorbate in IL, **b** gave an excellent yield (95%) in a short reaction time (30 min) compared to the tested CuCl, CuI, and CuSO₄-sodium ascorbate systems in **a** and **b**.

Raut *et al.* reported a novel and greener approach for obtaining 1,4-disubstituted 1,2,3-triazoles (**3a–3i**) from terminal alkynes and azides using copper nanoparticles (CuNPs) in an IL:water solution in an excellent yield (Scheme 3).⁸⁴ Initially, the IL-based NPs were obtained from copper acetate by reduction in the presence of hydrazine hydrate in the IL:water solvent system and were then stabilized by the addition of PVA/PVP. The study summarized that obtaining triazoles from electron-deficient azides required a longer duration. CuNPs catalyst in IL, [Bmim]BF₄, and water as a solvent system gave excellent yields (89%–95%) in short reaction times (10–15 min) among the tested ILs, *i.e.*, [Bmim]·BF₄ and [Bmim]·PF₆.

Yan *et al.* established a novel green protocol for synthesizing 1,2,3-triazoles (**4a–4t**) by reacting phenylacetylene with



Kashmiri Lal

Dr Kashmiri Lal joined the Department of Chemistry, Guru Jambheshwar University of Science and Technology, Hisar, Haryana, as Assistant Professor in 2006. He was promoted to Associate Professor in 2020 and then Full Professor in 2023 and continues to work. His research interest includes the synthesis and biological evaluation of bio-active 1,2,3-triazole-based frameworks having antimicrobial, anticancer, and antidiabetic

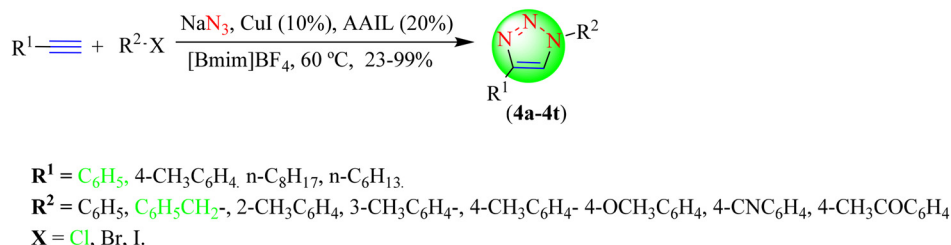
potential. He has contributed around 70 research papers/reviews/chapters. He has guided six Ph.D. students and another six are pursuing their Ph.D. under his supervision.

in situ-generated phenyl azides in the presence of CuI in [Bmim]BF₄ and Bu₄NOAc solvents in high yields (Scheme 4).⁸⁵ Additionally, without suffering a substantial loss of activity, CuI, Bu₄NOAc, and [Bmim]BF₄ could be utilized for six runs. The amino acid-based IL (AAIL) used in the synthesis was obtained by treating tetrabutylammonium hydroxide with L-proline. It was found that when [Bmim]BF₄ was not used in the reaction, the yield of triazoles decreased sharply. The CuI catalyst (10%) in the [Bmim]BF₄ solvent system provided an 88% yield in a shorter reaction time (6 h) compared to the other catalysts, such as Cu(OAc)₂, CuI, CuBr, and CuCl in different solvents, *i.e.*, EtOH, MeOH, [Bmim]BF₄, and Bu₄NOAc.

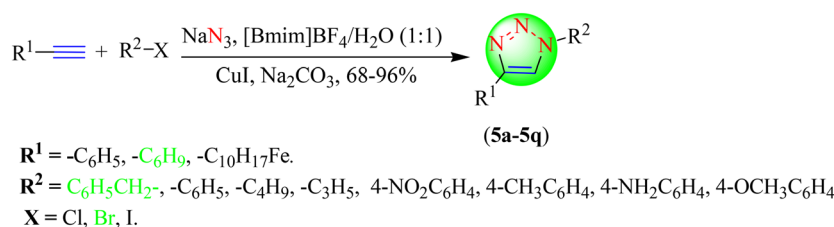
Zhao *et al.* reported a series of 1,2,3-triazoles *via* a promising, one-pot, three-component CuAAC reaction (Scheme 5).⁸⁶ To synthesize various triazoles (5a–5q), *in situ*-obtained organic azides from halides of sp³- or sp²-hybridized carbon atoms and terminal alkynes were reacted together in [Bmim]BF₄ with H₂O in 1 : 1 solvent system in the presence of CuI. This method emerged as an eco-friendly procedure for the synthesis of 1,2,3-triazoles. The reaction medium [Bmim]

BF₄ : H₂O (in 1 : 1) could be reused for five consecutive reactions without significant loss in activity. It was found that when benzyl azides and alkyl azides were used in the synthesis reaction, it proceeded smoothly at room temperature, required less time, and gave excellent yields. However, in the case of azides obtained *in situ* from the sp²-hybridized carbon atom of aromatic halides, like iodobenzene, the reaction required more time and a higher temperature for completion using L-proline. The CuI catalyst in the [Bmim]BF₄ : H₂O (1 : 1) solvent system provided an excellent yield of 94% in a shorter reaction time (4 h) compared to the other tested catalyst systems, including CuCN, CuBr, CuI, CuCl, and CuSO₄/Vc in DMSO, THF, [Bmim][BF₄]/H₂O (1 : 4), [Bmim][BF₄], and DMSO/H₂O (1 : 4).

Zhong and co-workers reported a series of 1,4,5-trisubstituted 1,2,3-triazoles (6a–6h, 6a'–6h') by reacting alkynes with the corresponding azides (2-azido-5-chloro-3-fluoropyridine or 2-azido-3,5-dichloropyridine), which in turn were obtained from 2,3,5-trichloropyridine, 5-chloro-2,3-difluoropyridine or 3,5-dichloro-2-fluoropyridine and NaN₃ in an IL [Bmim]BF₄ (Scheme 6).⁸⁷ The gray side of the reaction showed the longer duration, *i.e.*, 2–7 days, and lack of regioselectivity in the pro-



Scheme 4 Synthesis of triazoles (4a–4t) using an IL as a solvent.



Scheme 5 Synthesis of 1,2,3-triazoles (5a–5q) using an IL as a solvent.



Scheme 6 Synthesis of 1,2,3-triazoles (6a–6h; 6a'–6h') using an IL as a solvent.

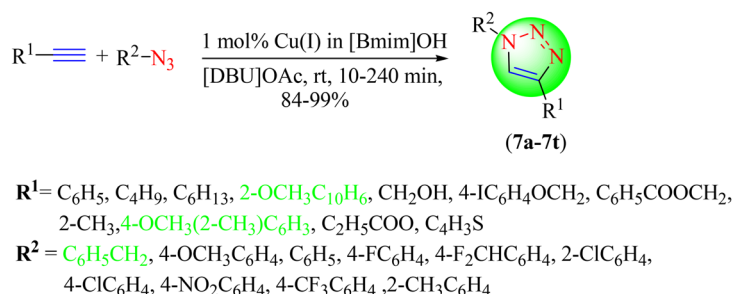
ducts. The [Bmim]BF₄ green catalyst provided considerable yields (35%–70%) in a short reaction time.

Garg *et al.* synthesized amino acid-containing 1,2,3-triazole hybrids (**7a–7t**) employing 1,8-diazabicyclo[5.4.0]undec-7-ene acetate and using an IL as a green solvent (Scheme 7).⁸⁸ The synthesis of these 1,2,3-triazoles was also performed in several solvents, such as H₂O, [Bmim]OH, and [Omim]OH, with different catalysts. However, the best results were obtained when 1 mol% of CuBr was used as a catalyst for reacting various terminal alkynes with azides in [DBU]OAc solvent. CuBr (1 mol%) in [Bmim]OH provided an excellent yield (90%) in a short reaction time of 1 h, among the other green solvents tested, *i.e.* [DBU]OAc, [Omim]Br, [Omim]OH, [Omim]NTf₂, [Bmim]OH, and H₂O/*t*-butanol.

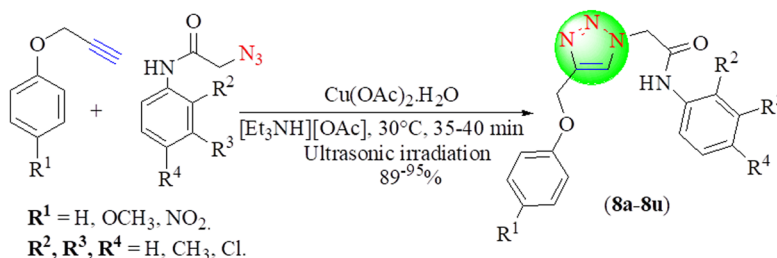
Akolkar *et al.* synthesized some 1,4-disubstituted 1,2,3-triazole (**8a–8u**) compounds from various terminal alkynes by reacting with diversified *in situ*-generated acetamide azides

under ultrasonic irradiation in the presence of Cu(OAc)₂·H₂O in [Et₃NH][OAc] *via* click chemistry (Scheme 8).⁸⁹ This method has many advantages, including obtaining a high yield within a short time, reduced use of toxic solvents, and the recyclable and reusable solvent [Et₃NH][OAc]. Cu(OAc)₂·H₂O in [Et₃NH][OAc] provided an excellent yield (97%) in a short reaction time (35 min) among all the used catalysts, *i.e.* Cu(OAc)₂·H₂O, CuSO₄·5H₂O with sodium ascorbate, CuI and CuCl in *t*-BuOH : H₂O, THF, [Et₃NH][OAc] and [Et₃NH][HSO₄].

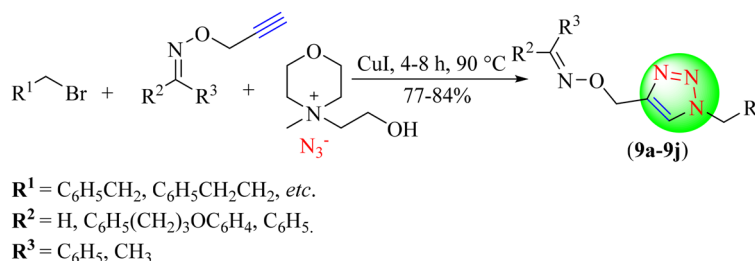
Soltani Rad and co-workers reported a novel procedure for the synthesis of 1,2,3-triazole-based hybrids (**9a–9j**), in which an hydroxyethyl methyl morpholinium azide-based IL (HEM Morph)N₃ was used as a dual applicant, *i.e.*, reaction media and azide source (Scheme 9).⁹⁰ For targeted triazole synthesis, various terminal alkynes and aryl halides were reacted in the presence of Cu(I)-catalyst in the IL. Herein, (HEM Morph)N₃ was used as an efficient, environmentally friendly, affordable,



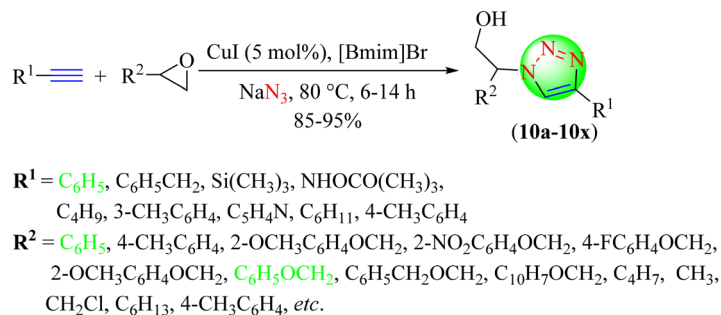
Scheme 7 Synthesis of 1,2,3-triazoles (**7a–7t**) using an IL as a solvent.



Scheme 8 Synthesis of 1,2,3-triazoles (**8a–8u**) using the IL [Et₃NH][OAc] as a solvent.



Scheme 9 Synthesis of methyl morpholinium azide-based triazoles (**9a–9j**).



Scheme 10 Synthesis of 1,2,3-triazoles (10a–10x) using [Bmim]Br as the reaction medium.

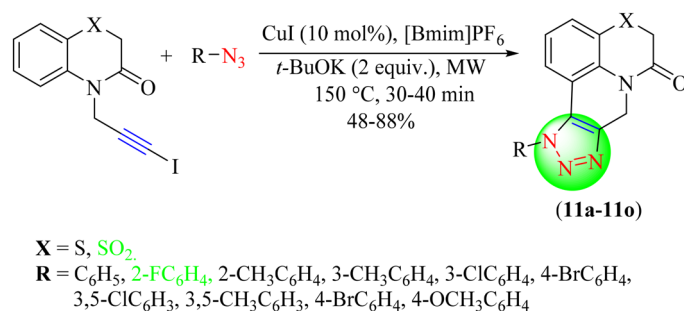
and simple substrate. The Cu(I)-catalyst (HEM Morph) N_3 IL (3 mmol) provided an excellent yield (85%) in a short reaction time (4 h) among all the tested loadings of ILs.

Singh and co-workers reported a facile, eco-compatible, and reliable protocol for synthesizing various β -hydroxy 1,2,3-triazole hybrids (Scheme 10).⁹¹ In this practically reliable approach, various epoxide derivatives, terminal alkynes, and sodium azide were reacted together in the presence of CuI immersed in an IL [Bmim]Br. This envisaged methodology was more effective as it provided triazoles (10a–10x) in high yields under mild reaction conditions. The catalyst was reusable for three more runs without any significant loss in efficacy. The CuI catalyst (10 mol%) with the [Bmim]Br IL solvent system provided an excellent yield (90%) in a short reaction time (15 h) among the tested catalysts with different loadings of CuI and CuCl₂ in various ILs.

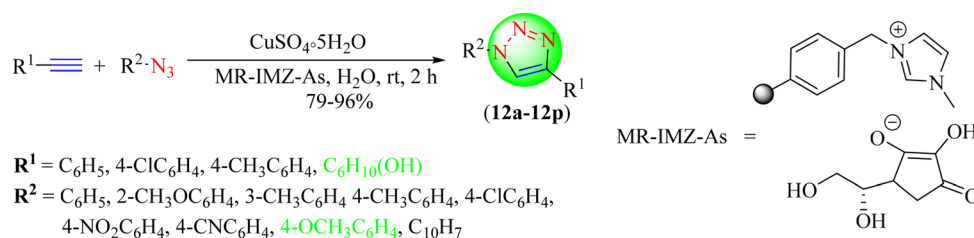
Narsimha *et al.* synthesized various 1,2,3-triazoles (11a–11o) through a one-pot CuAAC approach in which various

1-iodoalkynes were reacted with different *in situ*-generated organic azides in the catalytic presence of CuI in [Bmim]PF₆ under microwave irradiation (Scheme 11).⁹² A simple workup, high yield, and short reaction time make this protocol highly beneficial. CuI catalyst (5 mol%) with [Bmim]PF₆ and *t*-BuOK as a base provided a high yield (81%) in a short reaction time (30 min) compared to various loadings of catalyst in [Emim]BF₄ and [Bmim]PF₆ ILs as well as bases.

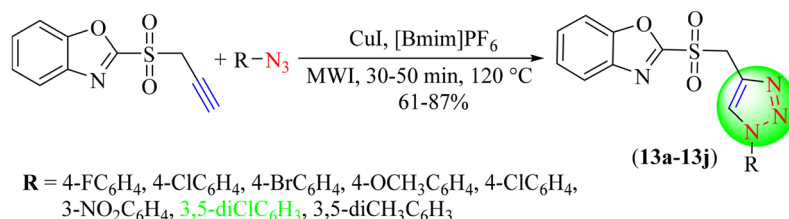
Patil *et al.* reported a benign and regioselective synthesis of 1,2,3-triazoles (12a–12p) by reacting terminal alkynes with *in situ*-generated organic azides in water using CuSO₄·5H₂O and a polymer-supported ascorbate-functionalized IL (MR-IMZ-As) (Scheme 12).⁹³ This method emerged as the most promising due to its easier synthetic accessibility at room temperature, high yield, and regioselectivity of the products. The polymer-supported ascorbate-functionalized IL (MR-IMZ-As) gave good to high yields (79%–96%) in a short reaction time (2 h).



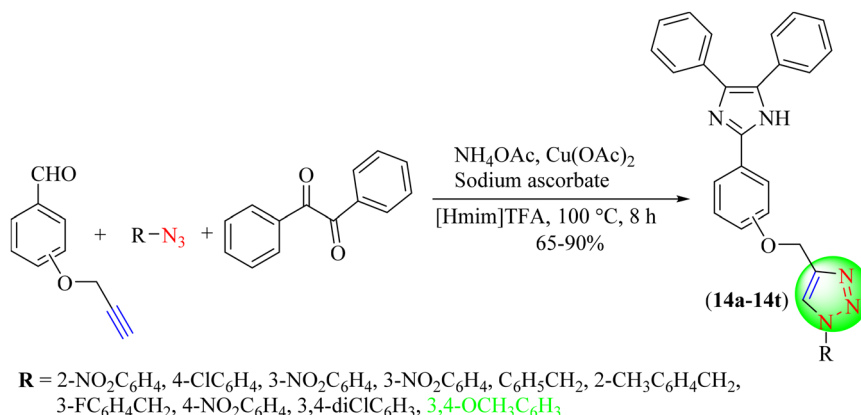
Scheme 11 Synthesis of triazoles (11a–11o) using [Bmim]PF₆ IL as a solvent.



Scheme 12 MR-IMZ-As-promoted synthesis of triazoles (12a–12p).



Scheme 13 Synthesis of 1,2,3-triazoles (**13a–13j**) using an IL as the reaction medium.



Scheme 14 Synthesis of 1,2,3-triazoles (**14a–14t**) in the [Hmim]TFA IL as the solvent.

Babu *et al.* reported an eco-friendly protocol for synthesizing some benzoxazoles-based 1,2,3-triazoles (**13a–13j**) from several terminal alkynes and diversified organic azides in different ILs using CuI under microwave irradiation for 30–50 min, while using conventional method the products were obtained after continuing stirring for 8–12 h (Scheme 13).⁹⁴ The maximum yield (87%) was obtained when the reaction was carried out in [Bmim]PF₆ IL under microwave irradiation at 120 °C for 30 min.

Dabiri and co-workers reported a one-pot reaction for synthesizing imidazole based on 1,2,3-triazole hybrids (Scheme 14).⁹⁵ This method involves merging of the CuAAC reaction with multicomponent condensation reactions. To synthesize the desired hybrids (**14a–14t**), various *ortho*-, *meta*-, and *para*-propargylated hydroxy benzaldehydes, organic azides, benzil, and ammonium acetate were stirred together in [Hmim]TFA in the presence of Cu(OAc)₂ and sodium ascorbate for 8 h at 100 °C. Reaction condition optimization studies showed that the Cu(OAc)₂ (10 mol%)/sodium ascorbate (20 mol%)/[Hmim]TFA (50 mol%) IL provided excellent yield (89%) compared to the other catalysts, *i.e.*, Cu(OAc)₂/sodium ascorbate, Cu(OAc)₂/sodium ascorbate/*p*-TsOH, CuI/IL and CuSO₄/sodium ascorbate/IL.

Seeka *et al.* synthesized a novel series of benzimidazole-based 1,2,3-triazoles (**15a–15n**) from *N*-propargyl benzimidazole, *p*-TsOH hydrate, aryl amines, and NaN₃ in [BMIM][PF₆].H₂O at room temperature *via* CuAAC (Scheme 15).⁹⁶ This method represents an highly efficient and



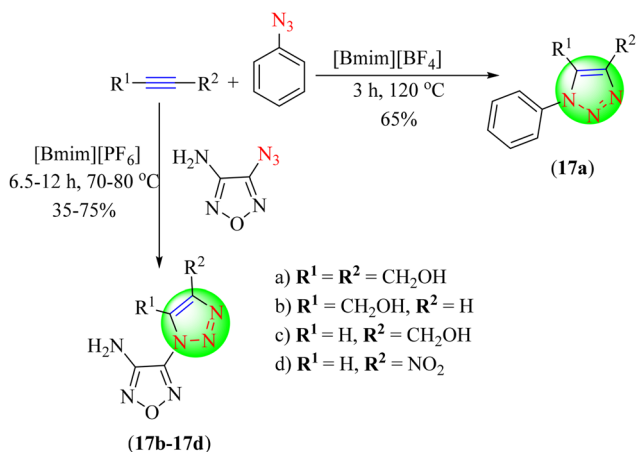
Scheme 15 Synthesis of 1,2,3-triazoles (**15a–15n**) using [Bmim][PF₆].H₂O as the reaction medium.

benign approach for synthesizing 1,2,3-triazoles in good to excellent yields of 75%–95% using the [Bmim][PF₆].H₂O solvent system.

Marra and co-workers reported a CuAAC synthesis using several ILs for reacting sugar azide with a terminal alkyne linked to sugar using CuI, *i*-Pr₂EtN. Among the used ILs, *N*-octyl-dabco-cation-based dicyanamide [C₈DABCO][N(CN)₂] provided the highest yield (95%) of 1,2,3-triazole (**16**). The latter solvent was recovered without reducing the effectiveness of the reactions in four successive steps (Scheme 16).⁹⁷ ILs, Ammoeng 110, and [C₈DABCO][N(CN)₂] furnished triazoles in excellent yields (95%) in minimum reaction times (16 h) compared to the other tested solvent systems.



Scheme 16 Synthesis of 1,2,3-triazole (**16**) using an IL as the reaction medium.



Scheme 17 Synthesis of 1,2,3-triazoles (**17a–17d**) using ILs as the reaction media.

Seregin and co-workers reported that ILs are capable of being successfully utilized as a greener medium for the cycloaddition reaction of aromatic and heterocyclic azides with various acetylenes and enamines to produce 1-aryl(hetaryl)-1,2,3-triazoles (**17a–17d**).⁹⁸ Upon comparing the performance with analogous reactions in regular organic solvents, both the rate and the regioselectivity of the responses were found to be improved. The potential of utilizing an IL again was demonstrated by reusing it three successive times in the same portion of IL with nearly no change in yield (Scheme 17). [Bmim]PF₆ IL in ethanol gave product in good yield (75%) and in a short reaction time (7.5 h) compared to other ILs.

Sucharitha and co-workers reported an efficient approach for the synthesis of 1,2,3-triazoles (Scheme 18).⁹⁹ To obtain the desired triazole hybrids (**18a–18m**), *in situ*-generated diversified organic azides were treated with various alkynes using ILs [Emim]BF₄ and CuI under microwave irradiation. This strat-

egy's advantages involved forming triazole hybrids in a high yield within a short time. To optimize the reaction conditions, different bases, like *t*-BuOLi, *t*-BuOK, and K₂PO₃, in [Emim]BF₄ solvent were used, with the *t*-BuOK base providing excellent yield (81%) in the shortest time (2 h).

Singh *et al.* synthesized fluorescent triazolyl spirocyclic oxindoles (**19a–19o**) from 1-(prop-2-ynyl)indoline-2,3-dione, malononitrile, cyclic 1,3-diketones, and aryl azides employing DBU-derived ILs, *i.e.*, [DBU-Bu]OH and [DBU-H]OAc, under ultrasonication (Scheme 19).¹⁰⁰ Among the two ILs, [DBU-Bu]OH was found to be more effective for synthesizing triazole hybrids by reaction, as it required a low completion time and higher yield. Optimization of the reaction conditions showed that [DBU-H]OAc and [DBU-Bu]OH IL in several solvents (ethanol, methanol, water) provided very high yields (94%) of products through ultrasonic irradiation.

Artyushin *et al.* reported that 1-butyl-3-methylimidazolium hexafluorophosphate ([Bmim][PF₆]) is an appropriate reusable medium for the practical synthesis of azidoalkyl phosphonates, which are valuable intermediates to feed the synthesis of CuAAC using different alkynes to yield 4-substituted (1*H*-1,2,3-triazol-1-yl) alkyl phosphonates (**20a–20f**) as a drug contender (Scheme 20).¹⁰¹ The [Bmim][PF₆]/H₂O system was quickly used to achieve 95%–98% yields of desired azides useful for triazoles synthesis without producing any side product during the reaction.

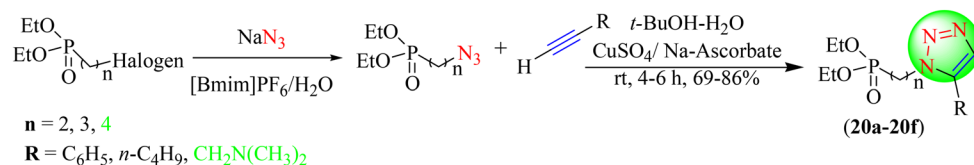
Vecchi and co-workers synthesized some sugar based 1,2,3-triazoles using CuI, *i*-Pr₂EtN, a tetra-azido calix[4]arene derivative and ethynyl tetra-*O*-benzyl-C-galactoside in three distinct ILs, namely [C₈DABCO][N(CN)₂], [C₈DABCO][Br] and Ammoeng 110. Heating and MW dielectric heat were used to carry out the processes. Multiple cycloadditions occurred in every instance, yielding triazole-linked tetra-C-galactosyl-calix [4]arenes (**21a–21b**) in 68%–90% yields. Multi-click reactions with propargyl *O*-lactose and *S*-seaside were also carried out using the [C₈DABCO][N(CN)₂] IL (Scheme 21).¹⁰² Among the



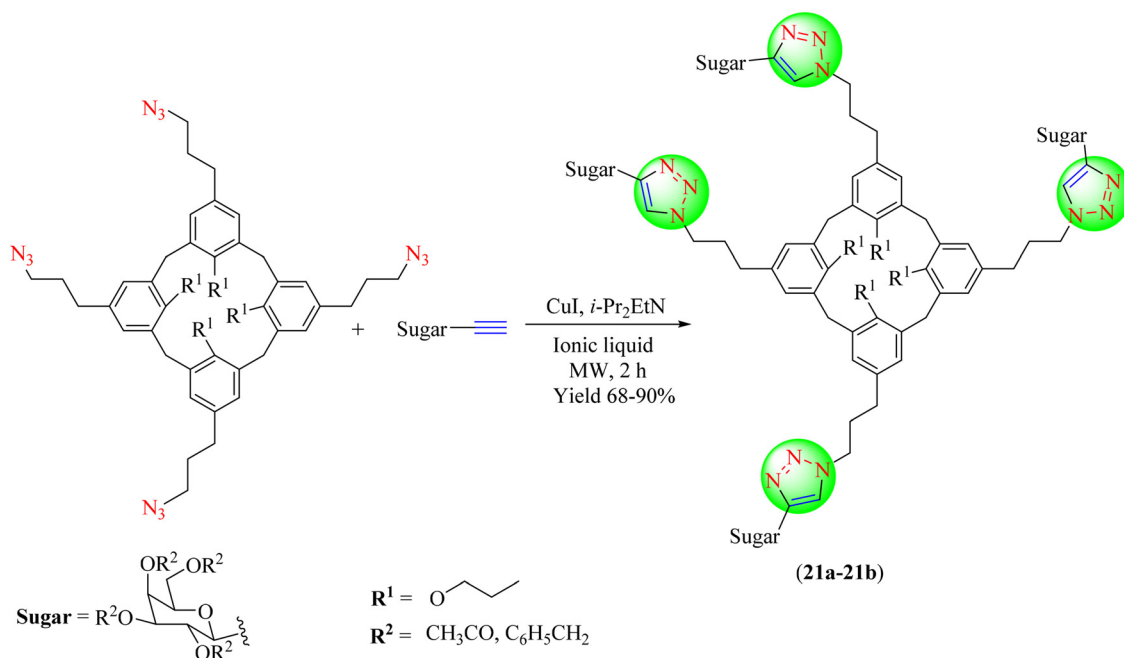
Scheme 18 Synthesis of triazoles (**18a–18m**) using the IL [Emim]BF₄ as the solvent.



Scheme 19 DBU-based ILs used in solvent-mediated triazole (19a–19o) synthesis.



Scheme 20 Synthesis of triazoles (20a–20f) using an IL : water green solvent system.



Scheme 21 Synthesis of triazoles (21a–21b) using an IL as the reaction medium.



Scheme 22 Synthesis of 1,2,3-triazoles (**22a–22m**) using an IL-based copper catalyst.

three ILs, $[\text{C}_8\text{DABCO}][\text{N}(\text{CN})_2]$ IL furnished a high yield of products in a short time of 2 h.

2.1.2. Synthesis of 1,2,3-triazoles from terminal alkyne substrates using ILs as a catalyst system. Saikia and co-workers reported a novel microwave-assisted protocol for synthesizing 1,2,3-triazole conjugates (**22a–22m**). The protocol involved the cycloaddition between terminal alkynes and *in situ*-generated aryl azides catalyzed by an IL-based copper catalyst in methanol at 85 °C. The IL-based copper catalyst was utilized as Cu(I) in the reaction, obtained by its *in situ* reduction (Scheme 22).¹⁰³ The IL-based copper catalyst provided an excellent yield (95%) in a short reaction time (8–10 min) among the tested solvent systems, such as CH_3CN , DMSO, EtOH, $\text{H}_2\text{O-IPA}$, MeOH, and H_2O .

Sharma *et al.* developed a newer, eco-friendly, shorter time-consuming strategy for synthesizing 1,2,3-triazoles (Scheme 23).¹⁰⁴ This strategy involved a 1,3-dipolar cycloaddition reaction between a synthesized alkyne and *in situ*-generated organic azides using water in the presence of an IL-based copper catalyst. The catalyst was synthesized from 1-butyl-4-methylpyridinium tetrafluoroborate upon treatment with CuFe_2O_4 and L-tyrosine functionalized titania nanospheres (TiTCIL). This protocol yielded triazoles (**23a–23l**) in a good to excellent amount, needed less time for reaction completion, and the catalyst could be used for 6–7 runs without any notable decrease in activity. The IL@ CuFe_2O_4 -L-Tyr-TiO₂/

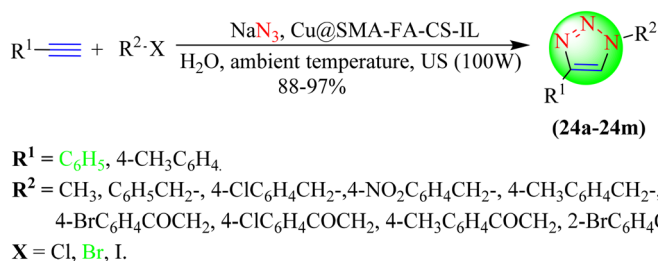
TiTCIL catalyst in water provided an excellent yield (95%) in a short reaction time (8 min) among the tested catalytic systems, such as Cu_2O octahedra, CuFe_2O_4 , CuI, CuFe_2O_4 @starch and L@ CuFe_2O_4 -L-Tyr-TiO₂ in various solvents, including EtOH, water : acetone (1 : 1) and water.

Daraie *et al.* reported a biocompatible process for the synthesis of 1,2,3-triazoles (**24a–24m**), in which phenyl-based terminal alkynes were treated with several *in situ*-generated phenacyl azides/benzyl azides in several solvents in the presence of chitosan IL-based copper iodide nanoparticles (Cu@SMA-FA-CS-IL) (Scheme 24).¹⁰⁵ The results of a reaction optimization study revealed that the triazoles were obtained rapidly (8 min) in a very high yield (97%) when the reaction was performed under ultrasonic conditions at ambient temperature using the Cu@SMA-FA-CS-IL catalyst in water.

Sonawane *et al.* described a novel eco-friendly method for the synthesis of 1,2,3-triazoles with 85%–98% yields (Scheme 25; **25a–25w**) from various *in situ*-generated organic azides and terminal alkynes in water using ascorbate-functionalized copper-bound polymer-supported IL-based catalyst (PSILPC).¹⁰⁶ PSILPC-6 catalyst (10%) in a water solvent system provided an excellent yield (98%) in a short reaction time (20 min) compared to the other tested catalysts, such as PSIL 1, PSIL 2, PSIL 3, PSIL 4, PSIL 5, and PSILPC 6, in various solvents *i.e.*, EtOH, MeOH, water, water : ethanol (1 : 1), water : ethanol (3 : 7) and Bu_4NOAc . As discussed in Scheme 26, the



Scheme 23 Synthesis of 1,2,3-triazoles (**23a–23l**) using an IL-based copper catalyst.



Scheme 24 Synthesis of 1,2,3-triazoles (24a–24m) utilizing an IL-based Cu-catalyst.



$R^1 = C_6H_5, 4-CH_3C_6H_4, 4-OCH_3C_6H_4, 4-CH_3C_6H_4, 4-FC_6H_4,$ etc.
 $R^2 = -CH_2C_6H_5, -C_4H_9, -CH_2COOCH_3,$ etc.
 $X = Cl, Br.$

Scheme 25 Synthesis of triazoles (25a–25w) using an IL-based catalyst (PSILPC).

mechanism of the reaction involves initial π -bond coordinated complex (B) formation by the polymer-supported IL-based ascorbate-functionalized copper catalyst followed by dinuclear Cu-acetylide complex (C) formation with the propargyl unit.

This dinuclear Cu-acetylide complex is later attacked by the *in situ*-generated organic azide to form complex D. The next step of the mechanism involves the nucleophilic attack of C-4 of the propargyl unit at N-3 of the organic azide, thus developing the first C–N covalent bond formation to establish intermediate E. The intermediate readily undergoes ring contraction to form a triazolyl-Cu complex (F), which, upon protonation, creates a 1,4-disubstituted 1,2,3-triazole ring. From the environmental and economic perspectives, this protocol emerges as the most significant as it only requires water as a solvent, a shorter reaction time, and mild reaction conditions, and with minimal effort, the catalyst could be retrieved and utilized seven more times without significantly losing its catalytic activity.

Kargar *et al.* described a green one-pot methodology for synthesizing 1,2,3-triazoles (26a–26j) from *in situ*-obtained phenacyl azides and various alkynes using IL-based copper

Scheme 26 Possible mechanism of triazole formation via an IL-based Cu-catalyst.¹⁰⁶



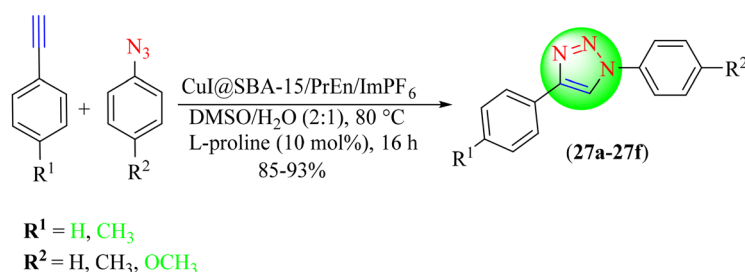
Scheme 27 IL-based Cu-nanoparticles-mediated synthesis of 1,2,3-triazoles (26a–26j).

nanoparticles and sodium ascorbate in water in good to high yields within a short time (Scheme 27).¹⁰⁷ The catalyst used in the synthesis was obtained from a Cu(II)-Schiff base complex derived from the imidazolium ionic phase and immobilized on core-shell $\text{Fe}_3\text{O}_4@\text{NFC}$ magnetic nanoparticles ($\text{Fe}_3\text{O}_4@\text{NFC-ImSalophCu}$). Additionally, the catalyst was recyclable and could be used four times without activity loss. Using the $\text{Fe}_3\text{O}_4@\text{NFC-ImSalophCu}$ catalyst in water provided a 97% yield in 30 min compared to other solvents, *i.e.*, EtOH, MeOH, CH_3CN , DMF, as well as to solvent-free conditions.

Hosseini and co-workers reported the synthesis of 1,2,3-triazoles (27a–27f) using an IL-supported heterogeneous copper catalyst, *i.e.*, $\text{CuI}@/\text{SBA-15/PrEn/ImPF}_6$ (Scheme 28).¹⁰⁸ They found that this heterogeneous catalyst was highly efficient for the CuAAC reaction. These studies showed that the maximum yield of triazoles was obtained with a catalyst loading of 3.5–4.0 mol% in a water/DMSO/ H_2O –DMSO mixture. Diversified 1,2,3-triazoles were obtained by treating various phenylacetylene derivatives with *in situ*-generated organic

azides in a suitable solvent in the presence of an IL-supported Cu(I) catalyst. $\text{CuI}@/\text{SBA-15/PrEn/ImPF}_6$ in DMSO/ H_2O (2 : 1) provided an excellent yield (93%) in a short reaction time (16 h) among the tested solvents, like DMSO, H_2O , EtOH, dioxane, and DMSO/ H_2O (2 : 1).

Thakur *et al.* reported a newer protocol for synthesizing 1,2,3-triazole hybrids (28a–28l) using copper complexes of Schiff bases ($\text{Cu}@/\text{ILSB}$) based on benzimidazole IL as a catalyst (Scheme 29).¹⁰⁹ To synthesize the targeted 1,2,3-triazoles, various *in situ*-generated organic azides were reacted with several phenylacetylene derivatives in water *via* CuAAC. Sodium dodecyl sulfate (SDS) was used as an additive in the reaction. The $\text{Cu}@/\text{ILSB}$ catalyst could be reused without significant loss in its catalytic activity. $\text{Cu}@/\text{ILSB}$ with SDS in water provided an excellent yield (89%) in a short reaction time (12 h) at room temperature among the tested catalysts, *i.e.*, $\text{Cu}@/\text{ILSB}$, catalyst-free, $\text{Cu}(\text{OAc})_2\cdot\text{H}_2\text{O}$, $\text{Cu}(\text{OAc})_2\cdot 2\text{H}_2\text{O}$, CuCl_2 , CuI in DMF, H_2O , and solvent-free conditions with the additives SDS and TBAB.



Scheme 28 $\text{CuI}@/\text{SBA-15/PrEn/ImPF}_6$ -catalyzed synthesis of triazoles (27a–27f).



Scheme 29 IL-based Cu-complex-mediated triazole (28a–28l) synthesis.

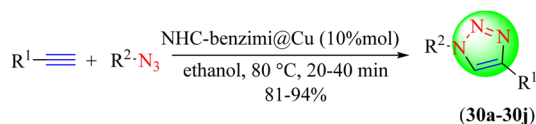


$R^1 = C_6H_5, 4-CH_3C_6H_4, 4-OCH_3C_6H_4$

$R^2 = C_6H_5CH_2, 4-CH_3C_6H_4CH_2, 4-NO_2C_6H_4CH_2, 2-CH_3C_6H_4CH_2$

Scheme 30 LDH-Cu²⁺-IMIL-mediated triazole (29a–29i) synthesis.

Afzali and co-workers synthesized a series of 1,2,3-triazole hybrids (29a–29i) from various terminal alkynes and diversified organic azides in water using a modified layered double-hydroxide with a Cu(II)-cation-immobilized IL-based nanocatalyst (LDH-Cu²⁺-IMIL) (Scheme 30).¹¹⁰ The IL was synthesized from LDH-IMIL and CuCl₂. Its remarkable catalytic



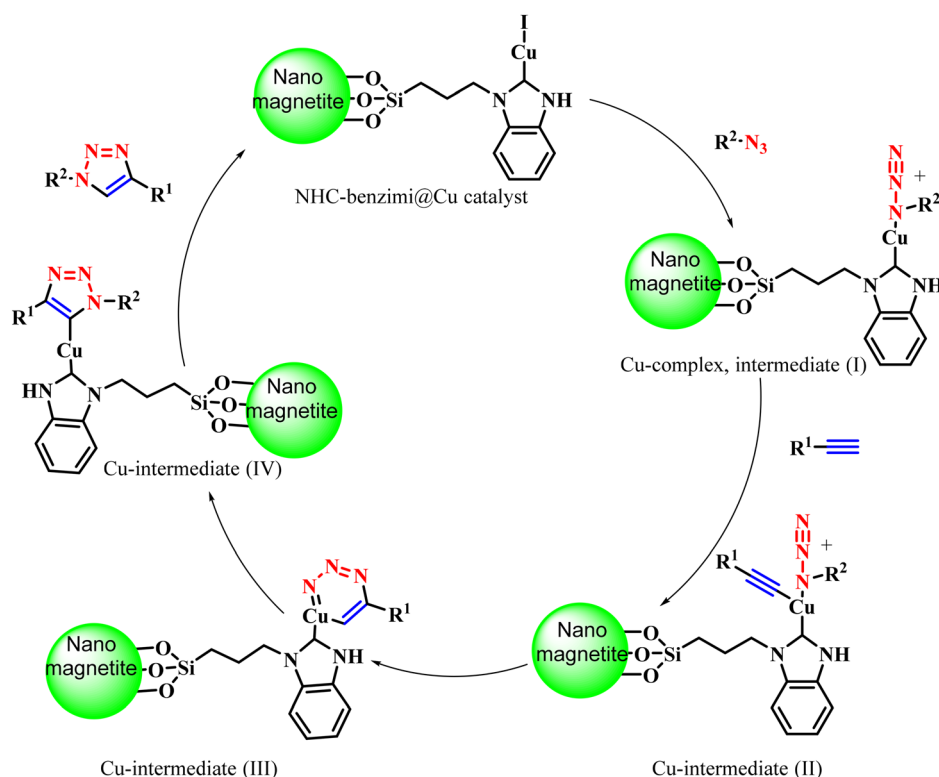
$R^1 = C_6H_5, 4-OCH_3C_6H_4, 4-CH_3C_6H_4, 4-FC_6H_4, C_5H_4N$

$R^2 = C_6H_5CH_2, C_5H_{11}, 4-NCC_6H_4CH_2, C_2H_5OCH_2COCH_2, 3-F-6-OCH_3C_6H_3$

Scheme 31 NHC-benzimi@Cu(I)-catalyzed triazole (30a–30j) synthesis.

potential was attributed to the regular dispersion of copper ions in the LDH interlayer. However, the inner layer of the functionalized double-layered hydroxide nanostructure contained an IL, which provided a favorable environment for the leaching protection and stability of the immensely dispersed copper ions, leading to high efficiency and good reusable features of the nanocatalyst. Also, the nanocatalyst's increased surface area and appropriate pore size were other merits for its improved efficiency. LDH-Cu²⁺-IMIL in water at 80 °C provided an excellent yield (90%) in a short reaction time (3 h) among all the tested solvent systems.

Pawar *et al.* developed a heterogeneous silica-coated NHC-benzimi@Cu(I)-catalyst for the eco-friendly synthesis of 1,2,3-triazole hybrids *via* CuAAC reaction (30a–30j) from terminal alkynes and *in situ*-generated organic azides obtained from alkyl or aryl halides on reacting with sodium azide (Scheme 31).¹¹¹ The remarkable performance of the catalyst and its easy separation from the reaction mixture made it more promising among other catalysts. The nano-magnetite NHC-benzimi@Cu catalyst (10 mol%) provided an excellent yield (94%) in a short reaction time (20 min) among the tested nano-magnetite NHC-benzimi@Cu, [nano-magnetite-benzimi] Cl and nano-magnetite with different catalyst loadings. The heterogeneous nanocatalyst was also reusable without any loss of catalytic potential. The mechanism for the formation of the target triazoles (Scheme 32) involved an initial Cu(I)-complex as intermediate (I) with an organic azide, which upon attack by a terminal alkyne form a pseudo Cu-acetylide complex as



Scheme 32 Possible mechanism for the synthesis of 1,2,3-triazoles using a heterogeneous silica-coated NHC-benzimi@Cu(I)-catalyst.¹¹¹



Scheme 33 Magnetite@Cu-LDH/IMIL-mediated triazole (31a–31i) synthesis.

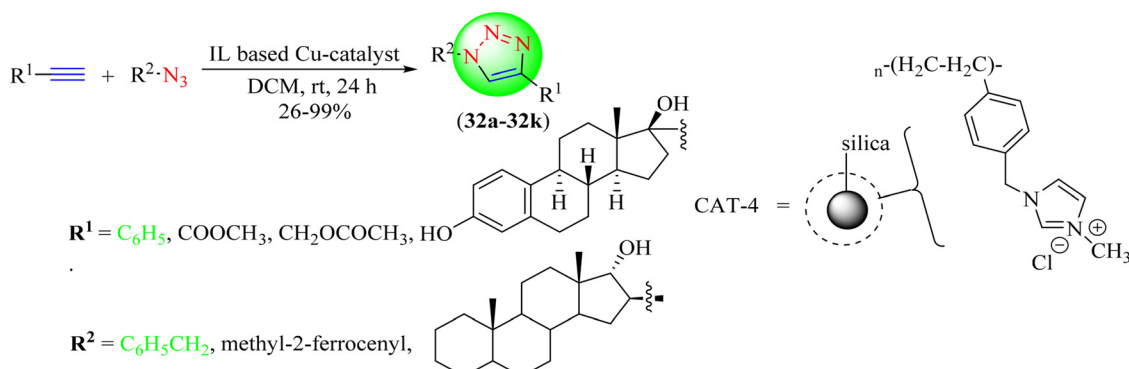
intermediate (II), followed by a six-membered Cu-complex formation as intermediate (III). This six-membered Cu-complex undergoes ring contraction to form a five-membered triazole Cu-complex formation to yield the final 1,2,3-triazole after Cu (i) removal.

Leilan *et al.* developed a new IL-based catalyst to synthesize 1,2,3-triazoles (Scheme 33).¹¹² Herein, a new nanoreactor catalyst comprising copper-doped bi-layer hydroxide magnetite as a novel nanocatalyst was strategically produced using a hydrothermal method followed by postmodification. The catalyst surface was further modified with an imidazole-based IL to increase its dispersion ability in reaction media. The newly synthesized catalyst, *i.e.*, magnetite@Cu-LDH/IMIL, proved to be an effective catalyst for obtaining 1,2,3-triazoles (31a–31i) from the cycloaddition of various terminal alkynes with organic azides in water. Further, this catalyst was easily recoverable due to its magnetic character and could be reused for

up to five consecutive runs without loss in activity. The magnetite@Cu-LDH/IMIL (0.04) catalyst in water provided a very high yield (90%) in a short reaction time (3 h) among the evaluated catalysts, *i.e.*, magnetite@Cu-LDH/IMIL, CuMgAl-LDH, IMIL and magnetite nanospheres in water, ethanol, chloroform, acetonitrile, and toluene.

Fehér and co-workers developed a newer catalyst for Huisgen's cycloaddition of terminal alkynes with organic azides to yield 1,2,3-triazoles (32a–32k) from various terminal alkynes and organic azides in DCM at room temperature (Scheme 34).¹¹³ The heterogeneous catalyst was obtained by depositing an IL obtained from *N*-methyl imidazole and 4-vinylbenzyl chloride on silica, and then by copper deposition using cuprous iodide. The catalyst could be recovered and recycled multiple times without considerable loss of efficacy. The study showed that bulky substituents, such as a steroid or ferrocene ring, resisted the cycloaddition with bulky azides. The CAT-2 catalyst with minimum loading provided excellent yields (26%–99%) in a short reaction time (24 h) among the tested CAT-1, CAT-2, CAT-3, and CAT-4 samples.

Pourjavadi *et al.* designed and synthesized a novel poly-IL-based copper catalyst, which was found to be helpful for the 1,3-dipolar cycloaddition reaction of terminal alkynes with organic azides to yield 1,2,3-triazoles (33a–33z, 33a', 33b') at room temperature in aqueous solution (Scheme 35).¹¹⁴ To synthesize the catalyst, 3-carboxymethyl-1-vinylimidazolium was polymerized using surface-modified magnetic nanoparticles.



Scheme 34 Triazole (32a–32k) synthesis using an IL-based copper catalyst.



Scheme 35 MNP@ImAc/Cu-mediated triazole (33a–33z, 33a', 33b') synthesis.

Further, the carboxylate units of the polymer chains were coordinated with copper sulfate. The catalysts could be recycled and reused without any loss in activity. Many catalysts, including MNP, CuSO₄, CuSO₄/ImAc, MNP@ImAc, and MNP@ImAc/Cu with different amounts of catalyst loading in H₂O-EtOH, H₂O, hexane, CH₃OH, THF, could be used for triazoles synthesis. However, MNP@ImAc/Cu with 0.2 mol% in a water solvent system provided the best yield (99%) in a short reaction time (2 h).

Mohan and co-workers synthesized an IL-based copper catalyst Cu[(OHCH₂CH₂)₂NH]₆[CF₃SO₃]₂, which proved to be an effective, inexpensive, and green catalyst for the synthesis of 1,2,3-triazoles (Scheme 36).¹¹⁵ To synthesize 1,4-disubstituted 1,2,3-triazoles (34a–34j), various terminal alkynes and organic azides were reacted together in the presence of this IL-based catalyst in dimethylformamide. Triazole hybrids were obtained with excellent yields without reducing agents, bases, or an inert atmosphere, *etc.* It was found that the Cu [(OHCH₂CH₂)₂NH]₆[CF₃SO₃]₂ IL catalyst in DMF solvent furnished a high yield (96%) of triazoles in a short reaction time (30 min) compared to other catalysts, like Cu(OTf)₂ + DEA, Cu(OTf)₂, *etc.*, in different solvents.

Liu *et al.* developed a reusable bifunctional IL-based (choline chloride – CuCl) valuable catalyst for obtaining 1,2,3-triazole hybrids (35a–35p) from terminal alkynes, organic halides, and sodium azide in water *via* a CuAAC reaction (Scheme 37).¹¹⁶ The desirable characteristics of this synthesis strategy were the use of green and moderate reaction conditions, avoiding the isolation of hazardous azides, and ease of handling. It was observed that the (ChCl)-based CuCl-IL catalyst (5.0 mol%) furnished the highest yield (89%) in a short reaction time (5 h) compared to different catalyst loadings.



R¹ = C₆H₅, 4-BrC₆H₄, 4-N(CH₃)₂C₆H₄, C(CH₃)₂OH, C₃H₅, (C₂H₅O)₂CH
R² = C₆H₅CH₂, C₆H₅CH₂CH₂, 2-OCH₃C₆H₄, 3-OCH₃C₆H₄-OCH₃C₆H₄, 4-FC₆H₃CH₂

Scheme 36 Synthesis of 1,2,3-triazoles (34a–34j) using an IL-based Cu-catalyst.



R¹ = C₆H₅CH₂, 3-ClC₆H₄CH₂, 4-ClC₆H₄CH₂, 4-FC₆H₄CH₂, C₂H₅OCOCH₂, C₆H₅COCH₂
R² = C₆H₅, 4-OC₂H₅C₆H₄, 4-CH₃C₆H₄, 4-ClC₆H₅, C₄H₃S, C₆H₅OCH₂, 2-CHOC₆H₅OCH₂
X = Cl, Br

Scheme 37 Synthesis of 1,2,3-triazoles (35a–35p) using an IL-based catalyst.



R¹ = C₆H₅CH₂, C₄H₉, C₈H₁₇

R² = C₆H₅, 4-OCH₃C₆H₄, 4-C₂H₅C₆H₄, 4-CH₃C₆H₄, 4-*t*BuC₆H₄

X = Cl, Br

Scheme 38 Synthesis of 1,2,3-triazoles (36a–36j) using a Cu-loaded IL catalyst.

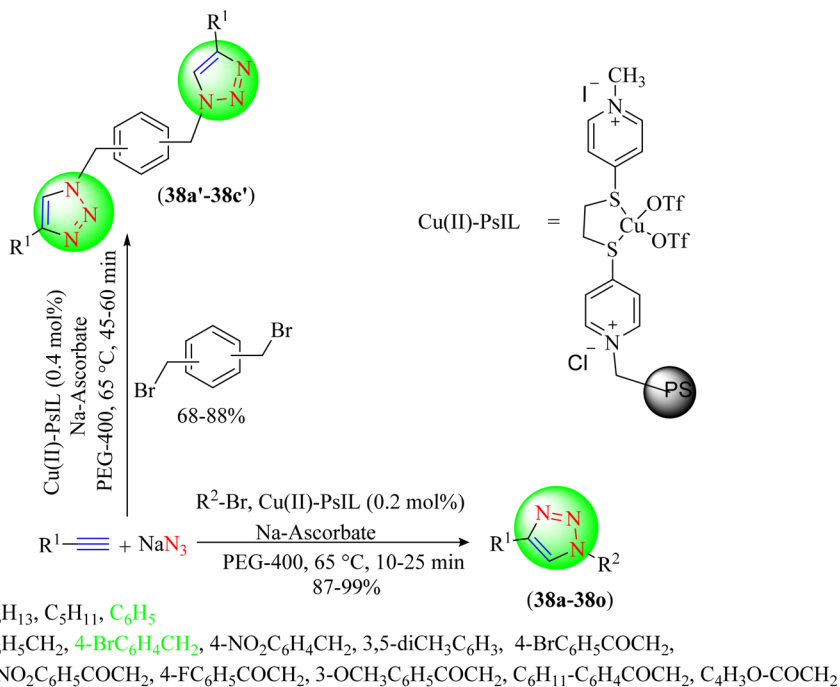
Wang *et al.* synthesized two IL-based copper catalysts, *i.e.* Cu-CPSIL and Cu-PSIL, which were found to be very useful for the synthesis of 1,2,3-triazole hybrids (Scheme 38).¹¹⁷ To synthesize the target hybrids (36a–36j), various terminal alkynes were treated with *in situ*-generated organic azides in water with the catalytic presence of these IL-based copper catalysts. These catalysts could be quickly recovered and reused several times without loss of activity. Among the two catalysts, Cu-CPSIL was the most appropriate for synthesizing the targeted triazole hybrids with excellent yields (80%–98%). The Cu-PSIL catalyst (1 mol%) provided triazoles with excellent yields (98%) compared with the other tested catalysts with different copper loadings, like Cu-CPSIL, Cu-PSIL, and CuO/SiO₂.

Tavassoli *et al.* synthesized a silica-supported copper-containing IL that was useful for the click synthesis of 1,2,3-triazoles (Scheme 39).¹¹⁸ To obtain the various 1,2,3-triazole hybrids (37a–37i, 37a'–37c', 37a''–37c''), various aryl halides, alkyl/phenyl acetylenes, sodium azide, and catalyst, *i.e.*, SNIL-Cu(II), and Na ascorbate were treated together in a PEG-400/H₂O solvent system. The synthesized IL-based catalyst was found to be an active, reusable, solid-phase catalyst and highly stable, and could be reused several times without significant loss of efficacy. The SNIL-Cu(II) catalyst with Cu(OTf)₂ copper salt gave an excellent yield (99%) in a short reaction time (25 min) compared to CuCl₂, Cu(OTf)₂, CuCl and CuI.

Tavassoli *et al.* also prepared an IL-based copper catalyst by the immobilization of a copper(II) complex of 1,2-bis(4-pyridylthio)ethane onto polystyrene (Cu(II)-PsIL) (Scheme 40).¹¹⁹ The catalyst was then used to synthesize 1,2,3-triazoles (38a–38o, 38a'–38c') from organic halides, sodium azide, and terminal alkynes *via* click chemistry. The synthesized catalyst was highly active, stable, and recyclable for the green synthesis of



Scheme 39 SNIL-Cu-mediated 1,2,3-triazole (**37a-37i**, **37a'-37c'**, and **37a''-37c''**) synthesis.



Scheme 40 IL-based Cu-catalyst-mediated 1,2,3-triazole (**38a-38o** and **38a'-38c'**) synthesis.

triazoles. The catalyst was reusable after recycling it seven times without losing catalytic efficacy. The reaction optimization strategy showed that the Cu(II)-PsIL-based catalyst in PEG-400 solvent provided a very high yield (99%) compared to other solvents in a short reaction time (15 min).

Dabiri *et al.* reported an IL supported on graphene that provided efficient and potent support for the immobilization and stabilization of the copper complex. This was achieved by anchoring an N-heterocyclic carbene-copper complex over graphene oxide transformed with an IL. The Cu-NHC/GO-IL com-



Scheme 41 IL-based Cu-NHC/GO-IL catalyst-mediated synthesis of 1,2,3-triazoles (39a–39h).



Scheme 42 Synthesis of triazoles (40a–40f) using an IL-based Cu-catalyst.

posite showed excellent catalytic ability during the Huisgen 1,3-dipolar cycloaddition involving aryl azides and terminal alkynes (Scheme 41).¹²⁰ Triazoles (39a–39h) were obtained with a good to excellent yields of 89%–99%. Cu-NHC/GO-IL in EtOH : H₂O (1 : 1) provided a high yield (93%) in a short reaction time (8 h) compared to when the reaction was performed in MeOH, MeCN, EtOH, H₂O, and EtOH : H₂O.

Li and co-workers discovered a new and effective Cu-IL-catalyzed azide–alkyne click polymerization (AACP) reaction. The polymerization proceeded efficiently under benign conditions, yielding soluble and thermally stable 1,4-regioregular poly tri-

azoles (40a–40f) with large molecular weights. Because of its excellent water solubility and high fluorescent emission, the benefits of this catalyst included the absence of external ligands and reducing agents and its ease of synthesis and storage (Scheme 42).¹²¹ Cu-IL, CuBr, CuI, and Cu(PPh₃)₃Br catalysts were used for click polymerization, but Cu-IL gave an excellent yield (94%) in the shortest time (2 h).

Dige *et al.* reported a novel green methodology for synthesizing 1,2,3-triazoles (41a–41m) following Huisgen's 1,3-dipolar cycloaddition reaction (Scheme 43).¹²² To synthesize the targeted triazole hybrids various terminal alkynes were



Scheme 43 IL-based Cu-mediated triazole (41a–41m) synthesis.

reacted with *in situ*-obtained organic azides in an ethanol-water solvent (6:4) system in the presence of an IL-based copper catalyst, *i.e.* 1,3-bis(1-methyl-1*H*-imidazol-3-ium) propane copper(I)dibromate [bis-(MIM)](CuBr₂), in good to excellent yields (63%–99%) within 78–120 min. The advantages of this synthetic strategy were the reusability of the catalyst and operational simplicity. The IL-based copper catalyst [bis-(MIM)](CuBr₂) at 5 mol% gave a good to excellent yield of triazoles in the shortest time (1.4 h).

2.1.3. Synthesis of 1,2,3-triazoles from terminal alkyne substrates using ILs as a solvent and catalyst. A careful analysis of the literature suggested that in some cases ILs play a dual role as solvents and catalyst systems for synthesizing 1,2,3-triazoles. These methodologies provide additional advantages, wherein no other ligands, bases, or solvents are needed. The related literature is discussed below.

Phukan *et al.* synthesized a series of 1,2,3-triazoles (**42a–42r**) using a straightforward and cost-effective protocol, in which a low-copper-loaded IL [Bmim][CuCl₃] was used as a solvent and catalyst (Scheme 44).¹²³ This protocol was more effective as it reduced the use of additional ligands, bases, and solvents for the cycloaddition of terminal alkynes with organic azides to yield 1,2,3-triazoles. The IL in the reaction was synthesized from CuCl₂ upon treatment with 1-butyl-3-methylimidazolium chloride (1:1) in acetonitrile. The catalyst demonstrated its efficacy as a non-cytotoxic substance due to its low copper loading; also extending its adaptability for other synthetic applications. Copper-loaded IL [Bmim][CuCl₃] along

with the additive ascorbic acid under solvent-free conditions provided a 94% yield in 30 min compared to when the reaction was carried out in different solvents using ascorbic acid, urea, hydrazine, and glucose as additives.

Ahmady *et al.* reported a new methodology for the synthesis of 1,2,3-triazoles (**43a–43k**), in which an IL-based copper complex was used as a catalyst to react alkynes with organic azides *via* Huisgen's 1,3-dipolar cycloaddition in a suitable solvent, preferably [Bmim]BF₄ for better yields. [Cu(Im¹²)₂]CuCl₂ with the [Bmim]BF₄ solvent system provided an excellent yield (90%) in a short reaction time (10 min) among the tested solvent systems, *i.e.*, [Bmim]BF₄, dioxane/H₂O, THF/H₂O, [Bmim]BF₄/H₂O, CH₂Cl₂, *etc.* (Scheme 45).¹²⁴ This catalyst was more efficient and advantageous than the previously reported ones, as it was heterogeneous, green, and reusable for the click synthesis of 1,2,3-triazoles and could be used in a wide range of solvents. As discussed in Scheme 46, the mechanism of the reaction involved the formation of an initial acetylide complex through the IL-immobilized Cu(I) green catalyst [Cu(Im¹²)₂]CuCl₂, which was further attacked by organic azide to form a six-membered complex. Later, the six-membered complex yielded a five-membered complex upon ring contraction, which underwent protonation to create the targeted triazole hybrid.

Koguchi *et al.* reported a new synthetic methodology for synthesizing 1,2,3-triazoles (Scheme 47).¹²⁵ To synthesize the targeted hybrids (**44a–44h**), various alkynes were treated with diversified organic azides in different IL and water mixtures in



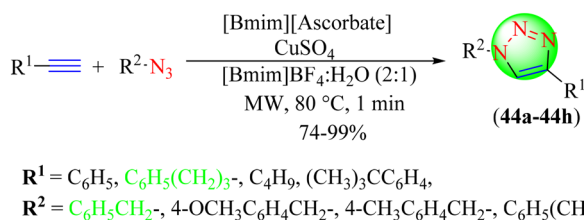
Scheme 44 Triazole (**42a–42r**) synthesis with a copper-loaded IL as a solvent and catalyst.



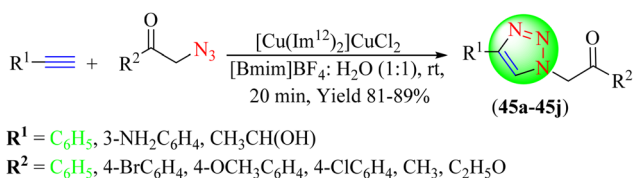
Scheme 45 Triazole (**43a–43k**) synthesis utilizing IL-based catalysts and the reaction media.



Scheme 46 Possible mechanism for the synthesis of 1,2,3-triazoles.¹²⁴



Scheme 47 Triazole (44a–44h) synthesis ILs as a catalyst and reaction medium.



Scheme 48 Synthesis of triazoles (45a–45j) using ILs as a solvent and catalyst.

the presence of ascorbate-functionalized IL catalysts under MW treatment. The triazoles were obtained in high yield when the reactions were carried out using [Bmim][ascorbate] and [Bmim]BF₄ as the catalyst and solvent, respectively. This method provides easy access to recover the catalyst, which could be reused for five to six runs without any loss in activity. [Bmim]BF₄ IL–H₂O (2 : 1) gave an excellent yield of 99% in a short reaction time (1 min) compared to [Bmim]BF₄, [Emim]BF₄, [Emim]PF₆, and [Bmim]MeSO₄.

Keshavarz *et al.* described a green approach for synthesizing 1,2,3-triazoles (45a–45j) utilizing ILs as a catalyst and solvent (Scheme 48).¹²⁶ To synthesize the targeted triazoles, several terminal alkynes were reacted with various organic azides at room temperature in the [Bmim]BF₄:H₂O (1 : 1) solvent system in the presence of [Cu(Im¹²)₂]CuCl₂, an IL-

based catalyst. The results of the study showed that this method was cost-effective and eco-friendly for the synthesis of 1,2,3-triazoles. The catalyst could be quickly recovered and reused several times without significant loss in catalytic efficacy. [Cu(Im¹²)₂]CuCl₂ IL in [Bmim]BF₄/H₂O 1 : 1 led to an excellent yield (89%) in a shorter reaction time (20 min) compared to the other solvent systems tested.

Ketsomboon *et al.* described a one-pot glycosidation-CuAAC process for the synthesis of alkyl-chain triazolylglycosides (46a–46l, 46a'–46l') by utilizing [bpy][Br] IL as a promoter and as a solvent. To produce the appropriate products with good yields, the reactions were performed with readily accessible substrates, such as glycosyl bromides, sodium azide, and different long alkyl-chain alkynes. Furthermore, they demonstrated little cytotoxicity to human endothelial cells, which makes them appropriate for use in consumer applications (Scheme 49).¹²⁷ The [bpy][Br] IL/DMF co-solvent without any additive yielded triazoles in a high yield (85%) in short reaction times when compared to the other optimization conditions with different co-catalysts and ILs with and without an additive catalyst.

Saquib and co-workers developed an eco-friendly synthetic stratagem for the synthesis of various pyrrolobenzodiazepine-fused 1,2,3-triazole hybrids (47a–47l) *via* an intramolecular 1,3-dipolar cycloaddition reaction (Scheme 50).¹²⁸ This reaction involved use of inexpensive, benign, recyclable molecular iodine-IL, *i.e.*, iodine-[Bmim][BF₄], as a catalyst and reaction medium. To achieve the targeted triazoles, alkynes were treated with diversified organic azides in the presence of iodine and various IL-based catalysts and reaction media. An excellent yield of triazoles (80%–96%) was obtained with the catalyst I₂-[Bmim][BF₄] under ultrasonic conditions. The iodine-[Bmim][BF₄] catalyst gave a high yield (90%) in the shortest time (2 h). The order of catalytic efficacy was found to be [Bmim][BF₄] > [Bmim]PF₆ > [Bmim]Br > [Bmim]Cl > [Bmim]



Scheme 49 Synthesis of 1,2,3-triazoles (**46a–46l**, **46a'–46l'**) using IL [bpy][Br] as a promoter and a solvent.



Scheme 50 Synthesis of triazoles (**47a–47l**) using iodine-[Bmim][BF₄] as a catalyst and reaction medium.

ClO₄ > [Bmim]OAc > [Bmim]OH for the synthesis of 1,2,3-triazoles.

2.2. Synthesis of 1,2,3-triazoles from substrate molecules other than alkynes using ILs

This section describes synthetic strategies using various substrates other than a terminal alkyne and is further classified as section 2.2.1. Synthesis of 1,2,3-triazoles using ILs as a solvent; section 2.2.2. Synthesis of 1,2,3-triazoles using an IL-based catalyst system, and section 2.2.3. Synthesis of 1,2,3-triazoles using ILs as a solvent and catalyst system, as discussed below:

2.2.1. 1,2,3-Triazoles from substrate molecules other than alkynes using ILs as a solvent system. Maiuolo and co-workers reported the synthesis of 1,5-disubstituted 1,2,3-triazoles (**48a–48n**) through a benign catalyst obtained from erbium(III) tri-

fluoromethane-sulfonate, 1-methyl pyridinium trifluoromethanesulfonate and water [Er(OTf)₃]/[mpy]OTf/H₂O] (Scheme 51).¹²⁹ Triazoles (yields of 81%–94%) were obtained when nitro-olefins were treated with diversified organic azides in the presence of Er(OTf)₃ in an IL:H₂O (1:0.1) solvent system at 100 °C. The mechanism, as shown in Scheme 52, involved the initial coordination of erbium(III) triflate to nitroolefin to generate an activated intermediate adopting a chair conformation, which was stabilized by H-bonding with H₂O along with electrostatic interactions with the cation and anions of IL with proper alignment of the azide and nitroolefin in two parallel planes having a highly ordered arrangement. The 1,3-dipolar cycloaddition transition state was formed by stacking azide and nitroolefin moieties. Further, the highly ordered arrangement of these cation and anion units improved



Scheme 51 Synthesis of triazoles (**48a–48n**) using an IL as a solvent.



Scheme 52 Possible mechanism for the synthesis of 1,5-disubstituted 1,2,3-triazole using $\text{Er}(\text{OTf})_3$, IL, and H_2O .¹²⁹

the HOMO : LUMO:: dipole : dipolarophile interface. This transition state decomposed to a triazolium substrate, which yielded 1,5-disubstituted 1,2,3-triazole by eliminating HNO_2 . The reaction was optimized with various catalysts, like AgOTf , $\text{Zn}(\text{OTf})_2$, $\text{Er}(\text{OTf})_3$, $\text{Cu}(\text{OTf})_2$, $\text{Sc}(\text{OTf})_3$, etc. The $\text{Er}(\text{OTf})_3$ (10%) catalyst in an IL: H_2O (1:0.1) solvent system gave the maximum yield (91%) in the shortest time (3 h).

Singh and co-workers synthesized some 1,4,5-trisubstituted 1,2,3-triazoles (**49a–49n**) by stirring various aryl azides and acetylacetone or ethyl acetoacetate or methyl acetoacetate derivatives in ILs, *i.e.* $[\text{Bmim}]\text{BF}_4$ and $[\text{Bmim}]\text{OH}$, at 80 °C (Scheme 53).¹³⁰ When the reaction was performed in $[\text{Bmim}]\text{BF}_4$ solvent, *L*-proline was used as a catalyst, but when the reaction was performed in $[\text{Bmim}]\text{OH}$, no catalyst was required as $[\text{Bmim}]\text{OH}$ served as both the catalyst and solvent. Upon comparing the results of both reactions, it was found that triazoles obtained using $[\text{Bmim}]\text{OH}$ gave a high yield of products in less time. The reaction was optimized with different catalysts in ILs $[\text{Bmim}]\text{BF}_4$ and $[\text{Bmim}]\text{OH}$ solvents, but *L*-proline (10 mol%) in IL $[\text{Bmim}]\text{BF}_4$ at 80 °C gave high yields (82%–95%) in the shortest time.



Scheme 53 Triazole (**49a–49n**) synthesis using $[\text{Bmim}]\text{BF}_4$ and $[\text{Bmim}]\text{OH}$ ILs as solvents.

Valizadeh and co-workers synthesized a series of 1,2,3-triazoles (**50a–50n**) using ILs as a reagent and solvent for the reaction (Scheme 54).¹³¹ Initially, to synthesize triazoles, various aniline derivatives were mixed thoroughly with $[\text{Bmim}]\text{N}_3$ (IL-2), $[\text{Bmim}]\text{NO}_2$ (IL-1), and HCl to yield the *in situ* organic azides, which were treated with various 1,3-diketone derivatives at room temperature to produce the corresponding triazole hybrids. This protocol provided a more accessible pathway for synthesizing 1,2,3-triazoles in good yields (78%–90%) within a short time (30–60 min). Further, the use of IL-2 avoided the use of toxic NaN_3 .

Sarkar *et al.* reported a new metal-free approach for the synthesis of 1,2,3-triazoles (**51–51f**), in which various vinyl sulfones were treated with diversified organic azides *via* an eliminative azide-olefinic cycloaddition (EAOC) reaction (Scheme 55).¹³² It was observed that the reaction medium played a significant role in synthesizing 1,2,3-triazoles as the reaction timing and product yield depended on it. The highest yield of triazoles (68%–75%) was obtained when phenyl-based vinyl sulfones were treated with benzyl azides in a $\text{DAF}:\text{H}_2\text{O}$ (1:1 v/v) solvent system at 100 °C. Among the tested solvents, the mixture of IL *N,N*-dimethyl ethanol ammonium formate with water was found to be the best.



Scheme 54 Synthesis of 1,2,3-triazoles (**50a–50n**) using ILs as an azide source and reaction medium.



Scheme 55 Synthesis of 1,2,3-triazoles (51a–51f) using an IL as a solvent.



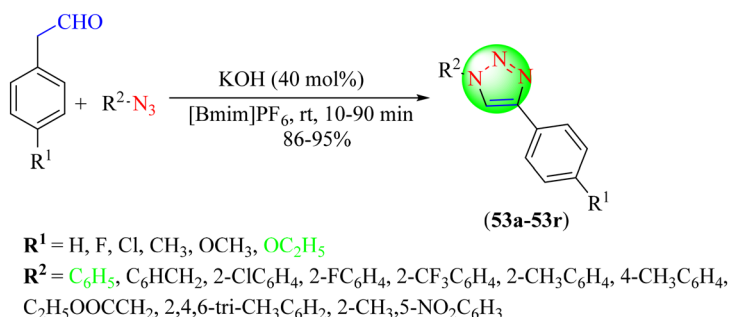
Scheme 56 Synthesis of triazoles (52a–52p) using IL-[mpy]OTf as a solvent.

De Nino *et al.* described the synthesis of 1,4,5-trisubstituted 1,2,3-triazoles (52a–52p) using an IL:H₂O (1:0.1) solvent system (Scheme 56).¹³³ To obtain the desired triazoles, various enaminone derivatives were treated with diverse organic azides using triethylamine in an [mpy]OTf:H₂O (1:0.1) solvent system. The reaction mechanism, as per the DFT calculations, showed that initially, the reaction started with a water-catalyzed 1,3-dipolar cycloaddition and then proceeded through a base-catalyzed retro-aza-Michael reaction. The reaction was optimized with different Lewis acids and bases in different solvents. Among the optimized bases, the presence of Et₃N in the [mpy]OTf:H₂O (1:0.1) solvent system provided an excellent yield (84%) in a short reaction time (5 h).

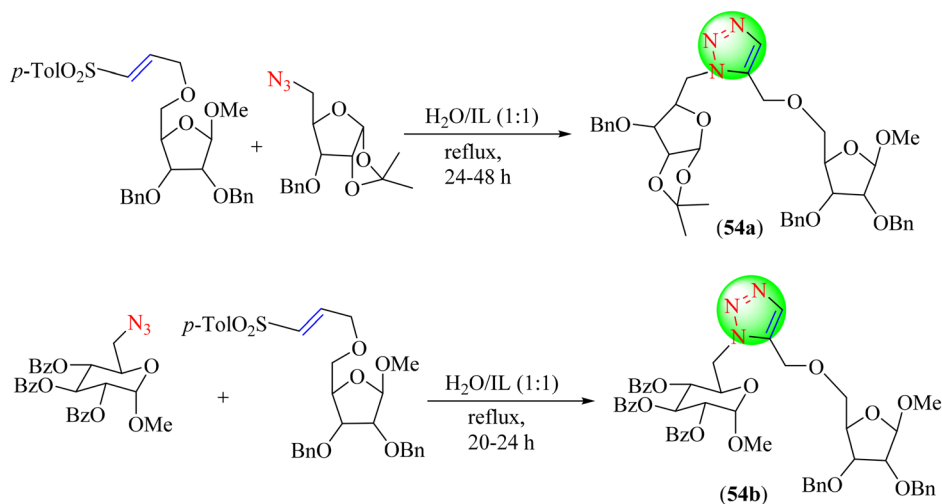
Jiang *et al.* reported a highly efficient, green approach for synthesizing 1,4-disubstituted 1,2,3-triazoles (53a–53r).¹³⁴ This

method involved triazole synthesis from the reaction of arylacetaldehydes with organic azides at room temperature using a [Bmim]PF₆/KOH reaction medium. The mechanism of this reaction involved the [Bmim]PF₆/KOH system producing a carbene which, upon reaction with arylacetaldehydes, converted them into enolates, which further reacted with organic azides to yield 1,2,3-triazoles, which subsequently were converted into 1,2,3-triazoles upon elimination (Scheme 57). KOH at 40 mol% provided the maximum yield (91%) in the shortest time (10 min) in [Bmim]PF₆ among the used catalysts, like Na₂CO₃, K₂CO₃, KHCO₃, and KOH with different catalyst loadings (mol%).

Kayet *et al.* exploited readily accessible vinyl sulfonyl methylene-modified furanosides and pyranosides to synthesize novel 1,5-disubstituted 1,2,3-triazolyl methylene-linked disac-



Scheme 57 Synthesis of triazoles (53a–53r) using IL [Bmim]PF₆ as a solvent.



Scheme 58 Synthesis of 1,2,3-triazoles (**54a–54b**) using ILs as the reaction media.

charides (**54a–54b**). Especially compared to standard solvents, applying a biodegradable IL and water in combination significantly reduced the reaction time and improved the triazole yield (Scheme 58).¹³⁵ Among the used solvent systems, *i.e.*, water/*N,N*-dimethyl ethanol ammonium formate (DAF), dimethyl ethanol ammonium chloride (DAC) or *N,N*-dimethyl ethanol ammonium acetate (DAA), water : IL (1 : 1), water–DAF furnished the triazoles in a high yield (80%) and short time (24 h).

2.2.2. 1,2,3-Triazoles from substrate molecules other than alkynes using ILs as a catalyst system. De Nino *et al.* reported a novel eco-friendly protocol for the synthesis of 1,5-disubstituted 1,2,3-triazoles (**55a–55n**) via an eliminative azide-olefin cycloaddition (EAOC) reaction of various nitro-olefins with diversified organic azides in the presence of a Lewis acid and IL-based catalytic system (Scheme 59).¹³⁶ The results of the study revealed that triazoles were obtained in good to excellent yields of 81%–96% when 1-methyl pyridinium trifluoromethanesulfonate and FeCl₃ were used as the solvent and catalyst, respectively, to react these nitro-olefins with diversified organic azides at 100 °C. The cycloaddition was performed using different catalysts, like FeCl₃, CeCl₃, ZnCl₂, *etc.*, in different ILs, but FeCl₃ in [mpy]OTf IL provided a high yield (95%) in the minimum time (2 h).

Dutta *et al.* reported an eco-friendly procedure for synthesizing 5-amino 1,2,3-triazole derivatives (Scheme 60).¹³⁷ To

synthesize the desired triazole hybrids (**56a–56t**), several benzyl cyanide and phenyl azide derivatives were treated in the bifunctional catalyst [DHIM]OH under microwave irradiation at 130 °C. This protocol emerges as an important one for synthesizing 1,2,3-triazoles as it does not require any metal catalyst and provides excellent yields (70%–99%) of triazoles. The reaction optimization disclosed that [DHIM][OH] (15 mol%) under solvent-free conditions at 70 W gave an excellent yield (99%) in the minimum time (2 min) compared to the other reaction conditions, *i.e.*, KOH, NaOH, LiOH, [BMIM][OH], [DHIM][OH], *etc.* with different catalyst loadings with and without the solvent.



R¹ = C₆H₅, 4-NO₂C₆H₄, 4-BrC₆H₄, C₈H₆N
R² = C₆H₅, 2-ClC₆H₄, 3-ClC₆H₄, 4-ClC₆H₄, 4-FC₆H₄, 4-CIC₆H₄, 3,4-di-FC₆H₄, C₁₀H₇, 4-CH₃C₆H₄, 4-OCH₃C₆H₄, 4-SCH₃C₆H₄, 4-CIC₆H₄, 4-OF₂HCC₆H₄, 4-NO₂C₆H₄, 4-CIC₆H₄CH₂, 4-BrC₆H₅CH₂

Scheme 60 Synthesis of triazoles (**56a–56t**) using the bifunctional catalyst [DHIM]OH.



R¹ = H, 2-Cl, 3-Cl, 4-Cl, 4-CH₃, 4-OCH₃, 2-NO₂, 4-NO₂
R² = C₆H₅, CH₂C₆H₄.

Scheme 59 Synthesis of triazoles (**55a–55n**) using an IL-based catalyst.

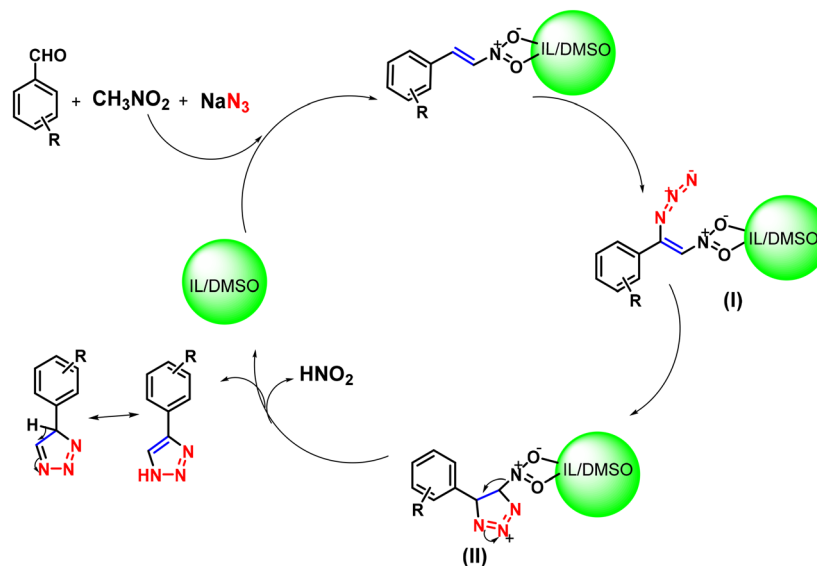


Scheme 61 IL-catalyzed 1,2,3-triazole (57a–57j) synthesis.

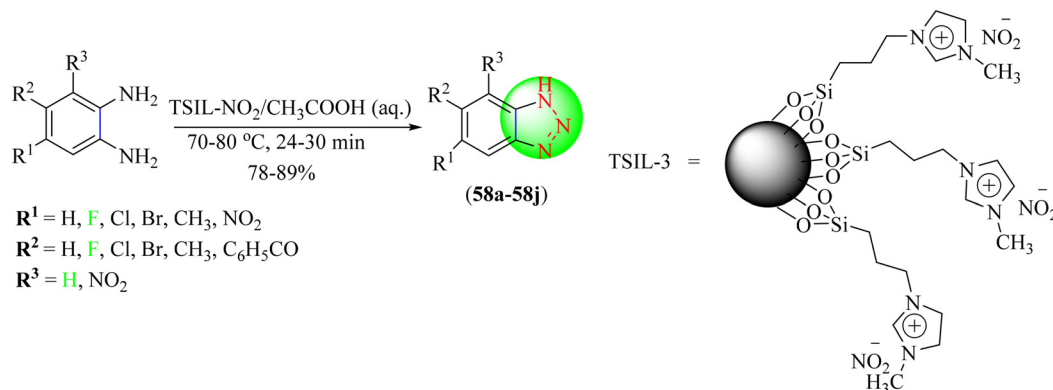
Dutta *et al.* also reported a newer and green approach for obtaining 1,2,3-triazoles (57a–57j), in which various benzaldehyde derivatives were reacted with nitromethane and sodium azide using 1-dodecylquinolin-1-ium bis(trifluoromethane)sulfonimide ([DDQM][TFSI]) in dimethyl sulfoxide under microwave irradiation (Scheme 61).¹³⁸ All the triazoles were obtained in good to high yields (65%–94%) within 2 min. As shown in Scheme 62, the plausible mechanism involved the initial formation of nitrostyrene from the reaction of aldehyde

derivatives with nitroalkanes, which, in addition to the azide to the C=C bond, formed an intermediate (I). This intermediate undergoes an intramolecular nucleophilic cyclization reaction to produce the triazole intermediate (II) in a [DDQM][TFSI]/DMSO system, which leads to the formation of 1,2,3-triazoles after the elimination of HNO₂.

Valizadeh *et al.* reported that nanoparticles of organosilane-based nitrite IL immobilized upon silica, 1-butyl-3-methylimidazolium nitrite, and 1-(3-trimethoxysilylpropyl)-3-methylimidazolium nitrite were efficient reagents for the synthesis of benzotriazole derivatives (58a–58j) from 1,2-diaminobenzenes in solvent-free conditions. In this technique, these ILs serve as nitrosonium suppliers. The ILs were used to treat 1,2-diaminobenzene derivatives, yielding the corresponding diaminobenzenes in satisfactory to outstanding yields in less time (Scheme 63).¹³⁹ Among the tested ILs, 1-(3-trimethoxysilylpropyl)-3-methylimidazolium nitrite was found to be most effective with 78%–89% yields of triazoles within 24–30 min.



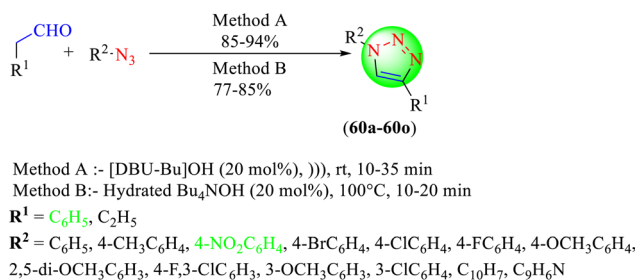
Scheme 62 Mechanistic representation of 1,2,3-triazole synthesis using ([DDQM][TFSI]) in DMSO under microwave irradiation.¹³⁸



Scheme 63 Synthesis of 1,2,3-triazoles (58a–58j) using ILs as nitrosonium suppliers.



Scheme 64 IL-catalyzed synthesis of 1,2,3-triazoles (**59a–59r**).



Scheme 65 Synthesis of 1,2,3-triazoles (**60a–60o**) using ILs.

The organosilane-based nitrite IL (TSIL-3) provided very high yields in the shortest times among the three tested catalysts, *i.e.*, TSIL-1, TSIL-2, and TSIL-3.

2.2.3. 1,2,3-Triazoles from substrate molecules other than alkynes using ILs as a solvent and catalyst. Bandy and co-workers developed a metal- and solvent-free regioselective approach for synthesizing 1,4-disubstituted 1,2,3-triazoles (Scheme 64).¹⁴⁰ This method involved the organo-click reaction between the enolizable aldehyde derivatives and aryl azides in the presence of a tertiary amine-based IL at room temperature to yield the desired triazoles (**59a–59r**). The maximum yield of product was obtained when the reaction was performed using 10–15 mol% of catalyst. Among the catalysts used, *i.e.*, [DABCO-PDO][Ac], [DBUH][OAc], [Bmim]OH and [DBUH][Lac], [DBUH][OAc] at 10 mol% provided the highest yield (82%) of triazoles in the minimum time (10 min).

Singh and co-workers synthesized some 1,2,3-triazole hybrids (**60a–60o**) from aryl azides and aldehydes in the essential IL [DBU-Bu]OH by ultrasonication and using hydrated IL tetrabutylammonium hydroxide (Bu_4NOH) through conventional heating (Scheme 65).¹⁴¹ The synthetic process was simple, provided a good yield of products, involved easy workup, operational simplicity, and required a shorter time for completion. Also, the IL could be recovered and recycled without the loss of any significant catalytic activity. The [DBU-Bu]OH (20 mol%) gave a high yield in the minimum time (10 min) without any solvent under ultrasonication. In contrast, hydrated Bu_4NOH (20 mol%) provided an excellent yield without any solvent in a short time.

3. Advantages and disadvantages of ILs in organic synthesis

The superior physicochemical properties of ILs, such as low vapor pressure, non-volatility, non-flammability, excellent conductivity, and electrochemical and thermal stability, are responsible for their potential applications as catalysts and solvents in organic synthesis. These characteristics of ILs are also helpful for improving various aspects of chemical reactions, such as the catalyst recyclability, selectivity, and reactivity. Their use as benign solvents and green catalysts has garnered significant attention in recent organic synthesis. However, some gray sides of ILs as green solvents and catalysts may sometimes need our attention to carefully handle/use them as a part of reaction systems, such as that some ILs are harmful to human cells and aquatic creatures, which has prompted concerns about their safety in many applications. Also, sometimes the synthesis of valuable ILs requires multistep synthesis and expensive precursors, which makes their synthesis tedious and costly.

4. Future perspective

The use of ILs as a reaction medium or catalysts and in other greener approaches, like stirring and heating technology, can help researchers to develop more environmentally friendly, sustainable, and efficient pathways to various chemical conversions, including 1,2,3-triazole synthesis. Some future perspectives in ILs are given below.

(a) As the area develops, it would be useful to regularly monitor and reduce the environmental impact of the ILs of choice. Investigating the usage of renewable and biodegradable ILs may help to improve synthetic processes' overall sustainability.

(b) The exploration of novel ILs with customized characteristics could improve the catalytic activity and selectivity in the production of 1,2,3-triazoles or other target molecules.

(c) Their potential benefits could prompt an interest among chemists to develop ILs that are more efficient, cost-effective, and completely ecosystem-friendly.

(d) A better understanding of the mechanisms involved in producing 1,2,3-triazoles in IL settings can provide valuable insights for further optimization and reaction control. Computational and kinetic research could help illuminate the numerous fine details of these systems.

(e) While many encouraging outcomes have been obtained in the laboratory already, efforts to scale up these technologies for industrial applications will be critical. Addressing scaling issues and assuring repeatability will be essential for these approaches' effective inclusion in large-scale and commercial synthesis.

5. Conclusion

The synthesis of 1,2,3-triazoles using ILs has emerged as a versatile and promising method. Using ILs as a reaction medium

or catalysts has enabled more environment friendly, efficient, and sustainable pathways to various 1,2,3-triazole derivatives. In particular, the interaction of ILs adds distinctive characteristics to the copper(I)-catalyzed azide–alkyne cycloaddition (CuAAC) process and enables the synthesis of a diverse range of functionalized 1,2,3-triazoles with applications in pharmaceutical chemistry, materials science, and beyond. Further, ILs have been used as a solvent, a catalytic system, and both a solvent and catalyst for the synthesis of 1,2,3-triazoles in different approaches. Many applications covered in this paper demonstrate the advantages of using ILs, such as increased reaction speeds, higher regioselectivity, and reduced environment hazards because of the reusability of the catalyst/reaction media. This review summarized various reports on the synthesis of 1,2,3-triazoles using ILs and also highlighted the results for the best catalytic systems or reaction media, which may help in the development of IL-based new catalytic systems or solvents. Overall, this review paper should support and hopefully motivate experimentalists/chemists to develop environmentally friendly, green, and sustainable approaches adhering the green chemistry principles instead of various classical chemical transformations currently used to synthesize 1,2,3-triazoles.

Abbreviations

[Bmim]BF ₄	1-Butyl-3-methylimidazolium tetrafluoroborate
Bu ₄ NOAc	Tetrabutylammonium acetate
[Bmim]OH	1-Butyl-3-methylimidazolium hydroxide
[Bmim]PF ₆	Butyl-3-methylimidazolium hexafluorophosphate
CuAAC	Copper(I)-catalyzed azide–alkyne cycloaddition
CuSO ₄	Copper sulfate
CuI	Copper iodide
CuCl ₂	Cupric chloride
DMSO	Dimethyl sulfoxide
DCM	Dichloromethane
DBU	1,8-Diazabicyclo[5.4.0]undec-7-ene
DNA	Deoxyribonucleic acid
EAOC	Eliminative azide–olefinic cycloaddition
EHS	Environmental, health, and safety
[Hmim]TFA	1-Methylimidazolium trifluoroacetate
ILs	Ionic liquids
KOH	Potassium hydroxide
LCA	Life cycle assessment
MI	Microwave irradiation
NaN ₃	Sodium azide
OAc	Acetate
PEG	Polyethylene glycol
PTSA	<i>p</i> -Toluenesulfonic acid
RNA	Ribonucleic acid

Conflicts of interest

There are no conflicts to declare.

Acknowledgements

Vijay Kumar (296/(CSIR-NET JUNE-2019)) acknowledges University Grant Commission, New Delhi, India for the Senior Research fellowship.

References

- E. Kabir and M. Uzzaman, *Results Chem.*, 2022, **4**, 100606.
- M. Ninomiya, D. R. Garud and M. Koketsu, *Coord. Chem. Rev.*, 2011, **255**, 2968–2990.
- M. Fesatidou, A. Petrou and G. Athina, *Curr. Pharm. Des.*, 2020, **26**, 867–904.
- C. T. Walsh, *Tetrahedron Lett.*, 2015, **56**, 3075–3081.
- R. Dua, S. Shrivastava, S. K. Sonwane and S. K. Srivastava, *Adv. Biol. Res.*, 2011, **5**, 120–144.
- S. Mor, R. Mohil, S. Nagoria, A. Kumar, K. Lal, D. Kumar and V. Singh, *J. Heterocycl. Chem.*, 2017, **54**, 1327–1341.
- B. K. Devi, S. Naraparaju, C. Soujanya and S. D. Gupta, *Curr. Green Chem.*, 2020, **7**, 314–325.
- P. T. Anastas and T. C. Williamson, *Green Chem.*, 1996, **1**–17.
- P. Anastas and N. Eghbali, *Chem. Soc. Rev.*, 2010, **39**, 301–312.
- P. Pollet, E. A. Davey, E. E. Ureña-Benavides, C. A. Eckert and C. L. Liotta, *Green Chem.*, 2014, **16**, 1034–1055.
- F. Pena-Pereira, A. Kloskowski and J. Namieśnik, *Green Chem.*, 2015, **17**, 3687–3705.
- R. K. Henderson, C. Jiménez-González, D. J. C. Constable, S. R. Alston, G. G. A. Inglis, G. Fisher, J. Sherwood, S. P. Binks and A. D. Curzons, *Green Chem.*, 2011, **13**, 854–862.
- B. Zhou, J. Yang, M. Li and Y. Gu, *Green Chem.*, 2011, **13**, 2204–2211.
- C. Rus and B. Konig, *Green Chem.*, 2012, **14**, 2969–2982.
- P. Phukan and D. Sarma, *Curr. Org. Chem.*, 2021, **25**, 1523–1538.
- Z. Lei, B. Chen, Y. M. Koo and D. R. MacFarlane, *Chem. Rev.*, 2017, **117**, 6633–6635.
- E. Fabre and S. S. Murshed, *J. Mater. Chem.*, 2021, **9**, 15861–15879.
- R. A. Sheldon, *Green Chem.*, 2005, **7**, 267–278.
- R. L. Vekariya, *J. Mol. Liq.*, 2017, **227**, 44–60.
- S. K. Singh and A. W. Savoy, *J. Mol. Liq.*, 2020, **297**, 112038.
- N. V. Plechkova and K. R. Seddon, *Chem. Soc. Rev.*, 2008, **37**, 123–150.
- K. Ghandi, *Green Sustainable Chem.*, 2014, **4**, 44–53.
- P. Dominguez de Maria, *Angew. Chem., Int. Ed.*, 2008, **47**, 6960–6968.
- D. Zhao, M. Wu, Y. Kou and E. Min, *Catal. Today*, 2002, **74**, 157–189.
- F. Zhou, Y. Liang and W. Liu, *Chem. Soc. Rev.*, 2009, **38**, 2590–2599.
- D. D. Patel and J. M. Lee, *Chem. Rec.*, 2012, **12**, 329–355.

- 27 A. J. Greer, J. Jacquemin and C. Hardacre, *Molecules*, 2020, **25**, 5207.
- 28 G. A. Tiago, I. A. Matias, A. P. Ribeiro and L. M. Martins, *Molecules*, 2020, **25**, 5812.
- 29 G. Kaur, H. Kumar and M. Singla, *J. Mol. Liq.*, 2022, **351**, 118556.
- 30 I. M. Marrucho, L. C. Branco and L. P. N. Rebelo, *Annu. Rev. Chem. Biomol. Eng.*, 2014, **5**, 527–546.
- 31 J. Lu, F. Yan and J. Texter, *Prog. Polym. Sci.*, 2009, **34**, 431–448.
- 32 K. S. Egorova, E. G. Gordeev and V. P. Ananikov, *Chem. Rev.*, 2017, **117**, 7132–7189.
- 33 D. Wei and A. Ivaska, *Anal. Chim. Acta*, 2008, **607**, 126–135.
- 34 J. F. Liu, G. B. Jiang and J. Å. Jönsson, *TrAC, Trends Anal. Chem.*, 2005, **24**, 20–27.
- 35 R. Martínez-Palou, *Mol. Diversity*, 2010, **14**, 3–25.
- 36 B. Floris, F. Sabuzi, P. Galloniand and V. Conte, *Catalysts*, 2017, **7**, 261.
- 37 A. K. Pathak, C. Ameta, R. Ameta and P. B. Punjabi, *J. Heterocycl. Chem.*, 2016, **53**, 1697–1705.
- 38 N. E. Leadbeater, H. M. Torenus and H. Tye, *Comb. Chem. High Throughput Screening*, 2004, **7**, 511–528.
- 39 A. G. Ying, X. Z. Chen, W. D. Ye, D. F. Zhang, L. Liu and J. H. Chen, *Prog. Chem.*, 2008, **20**, 1642–1650.
- 40 B. C. Ranu and R. Jana, *J. Org. Chem.*, 2005, **70**, 8621–8624.
- 41 J. M. Lévêque and G. Cravotto, *Chimia*, 2006, **60**, 313–313.
- 42 B. C. Ranu, R. Jana and S. S. Dey, *Chem. Lett.*, 2004, **33**, 274–275.
- 43 N. Nehra, R. K. Tittal, V. D. Ghule and K. Lal, *J. Mol. Struct.*, 2021, **1245**, 131013.
- 44 Naveen, R. K. Tittal, V. D. Ghule, P. Rani, K. Lal and A. Kumar, *ChemistrySelect*, 2020, **5**, 6723–6729.
- 45 S. Deswal, R. K. Tittal, P. Yadav, K. Lal, V. D. Ghule and N. Kumar, *ChemistrySelect*, 2019, **4**, 759–764.
- 46 M. Yadav, K. Lal, A. Kumar, A. Kumar and D. Kumar, *J. Mol. Struct.*, 2022, **1261**, 132867.
- 47 M. K. Sharma, S. Parashar, M. Chahal, K. Lal, N. U. Pandya and H. Om, *J. Mol. Struct.*, 2022, **1257**, 132632.
- 48 A. Kumar, K. Lal, V. Kumar, M. Murtaza, S. Jaglan, A. K. Paul, S. Yadav and K. Kumari, *Bioorg. Chem.*, 2023, **133**, 106388.
- 49 N. Poonia, K. Lal and A. Kumar, *Res. Chem. Intermed.*, 2021, **47**, 1087–1103.
- 50 K. Lal, L. Kumar, A. Kumar and A. Kumar, *Curr. Top. Med. Chem.*, 2018, **18**, 1506–1513.
- 51 V. Kumar, K. Lal, A. Kumar, R. K. Tittal, M. B. Singh and P. Singh, *Res. Chem. Intermed.*, 2023, **49**, 917–937.
- 52 Naveen, R. K. Tittal, V. D. Ghule, P. Yadav, K. Lal and A. Kumar, *Steroids*, 2020, **161**, 108675.
- 53 A. Kumar, Y. Rohila, V. Kumar and K. Lal, *Curr. Top. Med. Chem.*, 2023, **23**, 833–847.
- 54 S. G. Agalave, S. R. Maujan and V. S. Pore, *Chem. – Asian J.*, 2011, **6**, 2696–2718.
- 55 S. Kumar, S. L. Khokra and A. Yadav, *Future J. Pharm. Sci.*, 2021, **7**, 106.
- 56 N. Agouram, E. M. El Hadrami and A. Bentama, *Molecules*, 2021, **26**, 2937.
- 57 C. Ornelas, J. R. Aranzaes, E. Cloutet, S. Alves and D. Astruc, *Angew. Chem.*, 2007, **119**, 890–895.
- 58 J. Camponovo, J. Ruiz, E. Cloutet and D. Astruc, *Chem. – Eur. J.*, 2009, **15**, 2990–3002.
- 59 A. R. Katritzky, Y. Song, R. Sakhuja, *et al.*, *J. Polym. Sci., Part A: Polym. Chem.*, 2009, **47**, 3748–3756.
- 60 C. J. Hawker and J. M. Frechet, *J. Am. Chem. Soc.*, 1990, **112**, 7638–7647.
- 61 P. Wu, M. Malkoch, J. N. Hunt, R. Vestberg, E. Kaltgrad, M. G. Finn, V. V. Fokin, K. B. Sharpless and C. J. Hawker, *Chem. Commun.*, 2005, **46**, 5775–5777.
- 62 P. Wu, A. K. Feldman, A. K. Nugent, C. J. Hawker, A. Scheel, B. Voit, J. Pyun, J. M. J. Fréchet, K. B. Sharpless and V. V. Fokin, *Angew. Chem.*, 2004, **116**, 4018–4022.
- 63 S. Kantheti, R. Narayan and K. V. S. N. Raju, *RSC Adv.*, 2015, **5**, 3687–3708.
- 64 W. H. Binder and R. Sachsenhofer, *Macromol. Rapid Commun.*, 2008, **29**, 952–981.
- 65 W. Li, L. Yan, H. Zhou and W. You, *Chem. Mater.*, 2015, **27**, 6470–6476.
- 66 Y. S. Yen, J. L. Hsu, J. S. Ni and J. T. Lin, *Dyes Pigm.*, 2021, **188**, 109220.
- 67 L. Lan, G. Zhang, Y. Dong, L. Ying, F. Huang and Y. Cao, *Polymer*, 2015, **67**, 40–46.
- 68 N. P. Debia, M. T. Saraiva, B. S. Martins, R. Beal, P. F. Gonçalves, F. S. Rodembusch, D. Alves and D. S. Lüdtkke, *J. Org. Chem.*, 2018, **83**, 1348–1357.
- 69 P. Rani, K. Lal, R. Shrivastava and V. D. Ghule, *J. Mol. Struct.*, 2020, **1203**, 127437.
- 70 P. Rani, K. Lal, K. S. Negi, R. Shrivastava and V. D. Ghule, *Polycyclic Aromat. Compd.*, 2023, **43**, 2376–2388.
- 71 G. Singh, N. George, R. Singh, G. Singh, G. Kaur, H. Singh and J. Singh, *Appl. Organomet. Chem.*, 2023, **37**, e6897.
- 72 R. Ujan, N. Arshad, F. Perveen, P. A. Channar, B. Lal, M. Hussain, Z. Hussain, S. Saeed and S. A. Shehzadi, *Chem. Pap.*, 2021, **75**, 6377–6388.
- 73 T. A. Bakka, M. B. Strøm, J. H. Andersen and O. R. Gautun, *Bioorg. Med. Chem.*, 2017, **25**, 5380–5395.
- 74 N. M. Grob, D. Häussinger, X. Deupi, R. Schibli, M. Behe and T. L. Mindt, *J. Med. Chem.*, 2020, **63**, 4484–4495.
- 75 T. Zheng, S. H. Rouhanifard, A. S. Jalloh and P. Wu, *Click triazoles for bioconjugation*, Springer, 2012, vol. 28, pp. 163–183.
- 76 R. Huisgen and A. Padwa, *1,3-Dipolar Cycloaddition Chemistry*, Wiley, New York, 1984, vol. 1, pp. 55–92.
- 77 C. W. Tornøe, C. Christensen and M. Meldal, *J. Org. Chem.*, 2002, **67**, 3057–3064.
- 78 V. V. Rostovtsev, L. G. Green, V. V. Fokin and K. B. Sharpless, *Angew. Chem.*, 2002, **114**, 2708–2711.
- 79 J. Lu, E. Q. Ma, Y. H. Liu, Y. M. Li, L. P. Mo and Z. H. Zhang, *RSC Adv.*, 2015, **5**, 59167–59185.
- 80 M. M. Masood, *Polycyclic Aromat. Compd.*, 2023, 1–32, DOI: [10.1080/10406638.2023.2247119](https://doi.org/10.1080/10406638.2023.2247119).

- 81 S. Kumar, B. Lal and R. K. Tittal, *Green Chem.*, 2024, **26**, 1725–1769.
- 82 A. A. Ali, M. Konwar, M. Chetia and D. Sarma, *Tetrahedron Lett.*, 2016, **57**, 5661–5665.
- 83 M. Javaherian, F. Kazemi and M. Ghaemi, *Chin. Chem. Lett.*, 2014, **25**, 1643–1647.
- 84 D. Raut, K. Wankhede, V. Vaidya, *et al.*, *Catal. Commun.*, 2009, **10**, 1240–1243.
- 85 J. Yan and L. Wang, *Synthesis*, 2010, 447–452.
- 86 Y. B. Zhao, Z. Y. Yan and Y. M. Liang, *Tetrahedron Lett.*, 2006, **47**, 1545–1549.
- 87 P. Zhong and S. R. Guo, *Chin. J. Chem.*, 2004, **22**, 1183–1186.
- 88 A. Garg, D. Borah, P. Trivedi, *et al.*, *ACS Omega*, 2020, **5**, 29830–29837.
- 89 S. V. Akolkar, A. A. Nagargoje, V. S. Krishna, D. Sriram, J. N. Sangshetti, M. Damale and B. B. Shingate, *RSC Adv.*, 2019, **9**, 22080–22091.
- 90 M. N. S. Rad, S. Behrouz, H. Saremi and J. Mohammadtaghi-Nezhad, *J. Mol. Liq.*, 2020, **299**, 112245.
- 91 N. Singh, *C. R. Chim.*, 2015, **18**, 1257–1263.
- 92 S. Narsimha, K. Sbattula, Y. N. Reddy and V. R. Nagavelli, *Chem. Heterocycl. Compd.*, 2018, **54**, 1161–1167.
- 93 J. D. Patil, S. A. Patil and D. M. Pore, *RSC Adv.*, 2015, **5**, 21396–21404.
- 94 H. R. Babu, M. Ravinder and S. Narsimha, *Indian J. Heterocycl. Chem.*, 2019, **29**, 389–395.
- 95 M. Dabiri, S. K. Movahed and D. I. MaGee, *Res. Chem. Intermed.*, 2015, **41**, 3335–3347.
- 96 S. Seeka, S. Narsimha, K. Battula, A. H. Shaikh, S. J. Tangeda and V. R. Nagavelli, *Eur. J. Chem.*, 2015, **6**, 482–487.
- 97 A. Marra, A. Vecchi, C. Chiappe, B. Melai and A. Dondoni, *J. Org. Chem.*, 2008, **73**, 2458–2461.
- 98 I. V. Seregin, L. V. Batog and N. N. Makhova, *Mendeleev Commun.*, 2002, **12**, 83–84.
- 99 E. R. Sucharitha, T. M. Krishna, R. Manchal, G. Ramesh and S. Narsimha, *Bioorg. Med. Chem. Lett.*, 2021, **47**, 128201.
- 100 H. Singh, J. Sindhu, J. M. Khurana, C. Sharma and K. R. Aneja, *Eur. J. Med. Chem.*, 2014, **77**, 145–154.
- 101 O. I. Artyushin, D. V. Vorob'eva, T. P. Vasil'eva, S. N. Osipov, G. V. Rösenthaller and I. L. Odinets, *Heteroat. Chem.*, 2008, **19**, 293–300.
- 102 A. Vecchi, B. Melai, A. Marra, C. Chiappe and A. Dondoni, *J. Org. Chem.*, 2008, **73**, 6437–6440.
- 103 A. A. Saikia, R. N. Rao, S. Das, S. Jena, S. Rej, B. Maitin and K. Chanda, *Tetrahedron Lett.*, 2020, **61**, 152273.
- 104 N. Sharma, M. Gupta, B. Chowhan and A. Frontera, *J. Mol. Struct.*, 2021, **1224**, 129029.
- 105 M. Daraie and M. M. Heravi, *Int. J. Biol. Macromol.*, 2019, **140**, 939–948.
- 106 S. A. Sonawane and D. M. Pore, *Catal. Lett.*, 2022, **152**, 3317–3331.
- 107 P. G. Kargar, G. Bagherzade and H. Eshghi, *RSC Adv.*, 2020, **10**, 32927–32937.
- 108 H. G. Hosseini, E. Doustkhah, M. V. Kirillova, S. Rostamnia, G. Mahmoudi and A. M. Kirillov, *Appl. Catal.*, 2017, **548**, 96–102.
- 109 M. Thakur, P. Choudhury, A. Kejriwal, A. Mukherjee and K. Biswas, *Inorg. Chim. Acta*, 2023, **549**, 121405.
- 110 E. Afzali, Z. Mirjafary, A. Akbarzadeh and H. Saeidian, *Inorg. Chem. Commun.*, 2021, **132**, 108858.
- 111 A. Pawar, S. Gajare, A. Jagdale, S. Patil, W. Chandane, G. Rashinkar and S. Patil, *Catal. Lett.*, 2022, **152**, 1854–1868.
- 112 A. H. Leilan, M. Babazadeh, M. Hekmati and E. Ghasemi, *Inorg. Chem. Commun.*, 2022, **141**, 109566.
- 113 K. Fehér, E. Nagy, P. Szabó, *et al.*, *Appl. Organomet. Chem.*, 2018, **32**, e4343.
- 114 A. Pourjavadi, M. Tajbakhsh, M. Farhang and S. H. Hosseini, *New J. Chem.*, 2015, **39**, 4591–4600.
- 115 B. Mohan, H. Kang and K. H. Park, *Inorg. Chem. Commun.*, 2013, **35**, 239–241.
- 116 X. G. Liu, X. L. Zhao, Y. Zhang and J. R. Gao, *Lett. Org. Chem.*, 2016, **13**, 224–230.
- 117 Y. Wang, J. Liu and C. Xia, *Adv. Synth. Catal.*, 2011, **353**, 1534–1542.
- 118 M. Tavassoli, A. Landarani-Isfahani, M. Moghadam, S. Tangestaninejad, V. Mirkhani and I. Mohammadpoor-Baltork, *ACS Sustainable Chem. Eng.*, 2016, **4**, 1454–1462.
- 119 M. Tavassoli, A. Landarani-Isfahani, M. Moghadam, S. Tangestaninejad, V. Mirkhani and I. Mohammadpoor-Baltork, *Appl. Catal., A*, 2015, **503**, 186–195.
- 120 M. Dabiri, S. I. Alavioon and S. K. Movahed, *J. Iran. Chem. Soc.*, 2018, **15**, 2463–2474.
- 121 B. Li, R. Hu, A. Qin and B. Z. Tang, *Polym. Chem.*, 2020, **11**, 2006–2014.
- 122 C. N. Dige, J. D. Patil and D. M. Pore, *Catal. Lett.*, 2017, **147**, 301–309.
- 123 P. Phukan, A. Kulshrestha, A. Kumar, S. Chakraborti, P. Chattopadhyay and D. Sarma, *J. Chem. Sci.*, 2021, **133**, 131.
- 124 A. Z. Ahmady, F. Heidarizadeh and M. Keshavarz, *Synth. Commun.*, 2013, **43**, 2100–2109.
- 125 S. Koguchi and K. Nakamura, *Synlett*, 2013, **24**, 2305–2309.
- 126 M. Keshavarz, B. Karami, A. Z. Ahmady, A. Ghaedi and H. Vafaei, *C. R. Chim.*, 2014, **17**, 570–576.
- 127 N. Ketsomboon, R. Saeeng, K. Srisook and U. Sirion, *Tetrahedron Lett.*, 2021, **80**, 153325.
- 128 M. Saquib, S. Ahamad, M. F. Khan, M. I. Khan and M. K. Hussain, *Front. Pharmacol.*, 2023, **14**, 1168566.
- 129 L. Maiuolo, B. Russo, V. Algieri, M. Nardi, M. L. Di Gioia, M. A. Tallarida and A. De Nino, *Tetrahedron Lett.*, 2019, **60**, 672–674.
- 130 H. Singh, J. Sindhu and J. M. Khurana, *J. Iran. Chem. Soc.*, 2013, **10**, 883–888.
- 131 H. Valizadeh, M. Amiri and E. Khalili, *Mol. Diversity*, 2012, **16**, 319–323.

- 132 K. Sarkar, A. Bose and T. Pathak, *Eur. J. Org. Chem.*, 2022, e202200189.
- 133 A. De Nino, V. Algieri, M. A. Tallarida, P. Costanzo, M. Pedrón, T. Tejero, P. Merino and L. Maiuolo, *Eur. J. Org. Chem.*, 2019, 5725–5731.
- 134 Y. Jiang, K. Wu, X. Tan, D. Zhang, W. Dong, W. Li, G. Xu and W. Zhang, *J. Chem. Res.*, 2017, **41**, 631–635.
- 135 A. Kayet and T. Pathak, *Tetrahedron Lett.*, 2018, **59**, 3341–3344.
- 136 A. De Nino, P. Merino, V. Algieri, *et al.*, *Catalysts*, 2018, **8**, 364.
- 137 B. Dutta, A. Garg, P. Phukan, A. Kulshrestha, A. Kumar and D. Sarma, *New J. Chem.*, 2021, **45**, 12792–12797.
- 138 B. Dutta, P. K. Hazarika, P. Saikia, S. Konwer, L. Borthakur and D. Sarma, *New J. Chem.*, 2023, **47**, 11389–11393.
- 139 H. Valizadeh, H. Gholipour and M. Mahmoodian, *Synth. Commun.*, 2013, **43**, 2801–2808.
- 140 A. H. Banday and V. J. Hruby, *Curr. Organocatal.*, 2021, **8**, 223–227.
- 141 H. Singh, G. Khanna, B. Nand, *et al.*, *Monatsh. Chem.*, 2016, **147**, 1215–1219.