



Cite this: *Phys. Chem. Chem. Phys.*,  
2021, **23**, 21376

## 2D ferroelectric devices: working principles and research progress

Minghao Liu,<sup>a</sup> Ting Liao,<sup>a</sup> Ziqi Sun,<sup>b</sup> Yuantong Gu \*<sup>a</sup> and Liangzhi Kou \*<sup>a</sup>

Two-dimensional (2D) ferroelectric materials are promising for use in high-performance nanoelectronic devices due to the non-volatility, high storage density, low energy cost and short response time originating from their bistable and switchable polarization states. In this mini review, we first discuss the mechanism and operation principles of ferroelectric devices to facilitate understanding of these novel nanoelectronics and then summarize the latest research progress of electronic devices based on 2D ferroelectrics. Finally, the perspectives for future research and development directions in various fields are provided. We expect this will provide an overview regarding the application of 2D ferroelectrics in electronic appliances.

Received 21st June 2021,  
Accepted 17th August 2021

DOI: 10.1039/d1cp02788c

rsc.li/pccp

### Introduction

Ferroelectrics are materials with ordered spontaneous polarization that can be re-oriented under an external electric field. The bistable and switchable polarization states originate from their spatial symmetry breaking and offset negative/positive charge centre which have been explored to design functional devices,<sup>1–4</sup> such as sensors, ferroelectric-field effect transistors (FeFET), and ferroelectric tunnel junctions (FTJ) (Fig. 1). Compared with traditional devices based on common semiconductors/insulators, the ferroelectric devices show obvious advantages such as low energy consumption, high response speed and non-volatility.<sup>5–7</sup>

Over the last decades, research on ferroelectrics has mainly focused on traditional three-dimensional (3D) perovskites with the chemical formula of  $\text{ABO}_3$ . They have been proposed for the fabrication of ferroelectric devices and great successes have been achieved at the laboratory level.<sup>8,9</sup> However, their practical applications are still hindered by intrinsic issues including depolarization and structural instabilities when the thickness is reduced to atomic scale due to surface reconstruction and dangling bonds. A significant drop in the Curie temperature, or even the disappearance of ferroelectricity,<sup>10–12</sup> is the biggest obstruction toward real and large-scale applications. Therefore, a nanomaterial with high structural and ferroelectric stabilities is crucial to developing functional electronic devices.

Graphene<sup>13</sup> and other 2D materials<sup>14–16</sup> have emerged in recent years to provide feasible solutions for the dilemma due to their

excellent optical,<sup>17</sup> electrical,<sup>18,19</sup> thermal,<sup>20</sup> mechanical and ferroelectric properties<sup>21</sup> that do not exist in bulk materials. In particular, 2D ferroelectric materials with clean surfaces and stable polarization are promising for electronic device applications.<sup>22</sup> Currently, around 13 2D ferroelectrics have been experimentally confirmed and more than 100 candidates have been theoretically predicted,<sup>22</sup> including group IV monochalcogenides,<sup>23</sup> monolayer transition metal dichalcogenides,<sup>24</sup> and group III–V binary compounds.<sup>22,25–28</sup> The successful synthesis of 2D ferroelectrics, explicit the demonstration of ferroelectricity and the effective manipulations of ferroelectric switching render the application of new ferroelectric devices feasible.<sup>29,30</sup>

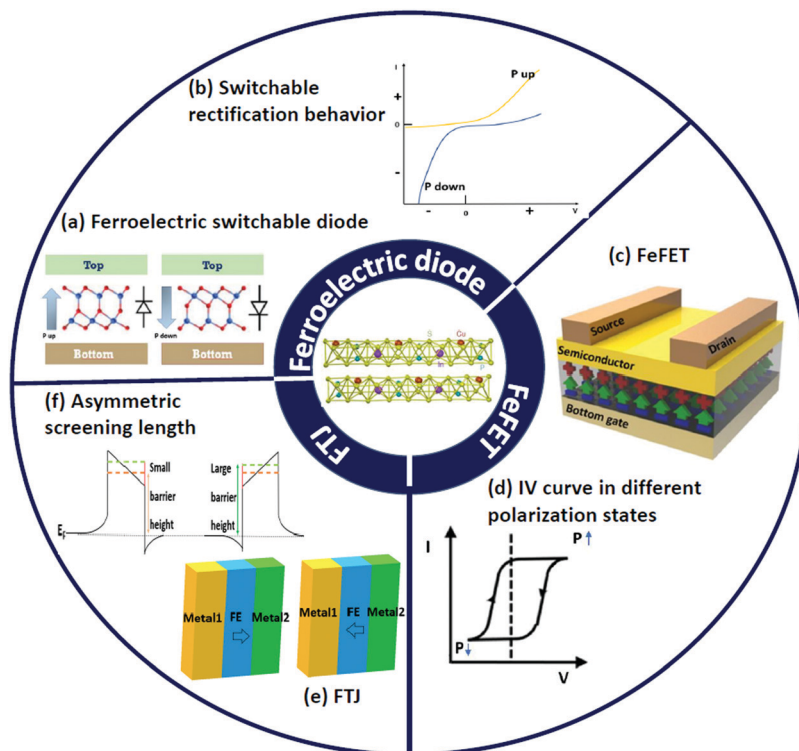
In this mini review, we briefly introduce the working mechanism of ferroelectric devices and summarize the current research progress of devices based on 2D ferroelectrics; an outlook on the future trends in ferroelectric electronic applications is discussed at the end of the review.

### Working mechanism and research progress of 2D ferroelectric devices

Fundamentally speaking, switchable polarization under external stimuli, the unique feature of ferroelectric materials, is the underlying principle and mechanism for all ferroelectric devices.<sup>6,31–33</sup> Although the bi-stable and switchable polarization states can be simply regarded as logic 0 or 1, as pointed out in some literature,<sup>34–36</sup> data storage and logic processes based on the polarization states are still challenges in reality, due to the manipulation difficulties of reading and writing.<sup>37</sup> More commonly, the architectures of traditional electronic devices (like FET and FTJ) are still adopted in ferroelectric devices, but the polarization states of ferroelectrics, rather than the external bias, are introduced as the effective approach to switch ON/OFF the conducting channels by

<sup>a</sup> School of Mechanical, Medical and Process Engineering, Queensland University of Technology, Brisbane, QLD 4001, Australia. E-mail: liangzhi.kou@qut.edu.au, yuantong.gu@qut.edu.au

<sup>b</sup> School of Chemistry and Physics, Queensland University of Technology, Brisbane, QLD 4001, Australia



**Fig. 1** Ferroelectric material devices (reprinted with permission from ref. 16, copyright 2016 Springer Nature) and their main applications. (a) Schematic diagram of ferroelectric switchable diode. (b)  $I$ - $V$  curve of ferroelectric diode with switchable rectification behaviour. (Fig. 1(a and b) reproduced from ref. 40 with permission from The Royal Society of Chemistry.) (c) Schematic diagram of FeFET structure. (d) Current-voltage curves in different polarization states. (Fig. 1(c and d) reprinted with permission from ref. 41, copyright 2021 AIP Publishing.) (e) Schematic diagram of FTJ structure. (f) The formation mechanism of FTJ. (Fig. 1(e and f) reprinted with permission from ref. 42, copyright 2016 Springer Nature.)

changing the carrier concentrations or band bending, as seen in Fig. 1. Due to the switchability and bistability of the polarization states, ferroelectric devices possess the advantages of fast writing speed, low energy consumption and non-volatility.<sup>38,39</sup> In these devices, ferroelectrics are the core materials that achieve the designed functionalities.<sup>30</sup> For example, ferroelectric polarization can rectify the current, which is key to achieving bidirectional rectification behaviour in ferroelectric diodes (Fig. 1a and b).<sup>40</sup> The two stable polarization states in ferroelectrics can be reversed under an external field to store digital information and are responsible for the non-volatility of FeFET (Fig. 1c and d).<sup>41</sup> Meanwhile, polarization reversal in the ferroelectric heterostructure can change the electron tunnelling transmittance and resistive switching; a FTJ<sup>42</sup> can thus be designed based on the quantum tunnelling effect<sup>43</sup> and different screening lengths<sup>44</sup> (Fig. 1e and f). In the following, these three representative 2D ferroelectric nanodevices, namely the ferroelectric field-effect transistor, diode, and tunnelling junction (see Fig. 1), are presented with more detailed working principles and their research progress.

## Ferroelectric field-effect transistor (FeFET)

2D ferroelectric field-effect transistors (FeFET) are the typical devices that utilize a ferroelectric switch to control the

conducting channel and achieve ON/OFF states.<sup>45–47</sup> FeFETs generally adopt the same architectures as their traditional predecessors but control the conductance of the channel *via* polarization rather than an external electric field.<sup>48</sup> Taking the n-type traditional FETs as an example, the electric channel is switched off due to carrier depletion between the source and the drain of the PN junction. The energy band between the insulating layer and the semiconductor layer bends under a positive voltage. When the edge of the conduction band bends below the Fermi level of the semiconductor, electrons can move through to turn on the channel. A very similar principle is applied for FETs with p-type semiconductors. The valence band of the FeFET bends upward when a negative voltage is applied. A channel composed of holes is formed in the source and drain electrodes and the device becomes conductive. The underlying principle is still valid<sup>49</sup> in FeFETs, although a ferroelectric dielectric layer is inserted between the semiconductor and the bottom gate (Fig. 2a). However, due to the ferroelectricity and remanent polarization  $P_r$ , the channel state in FeFETs can be maintained even if the applied voltage is removed, leading to non-volatility.<sup>41</sup> The reserved state (ON/OFF state of the channel) disappears only when the negative voltage exceeds the coercive field  $E_c$  and is large enough to induce a change in the ferroelectric polarization direction.

Although the concept of FeFETs was first proposed in 1957,<sup>50</sup> devices based on 2D ferroelectric materials have been

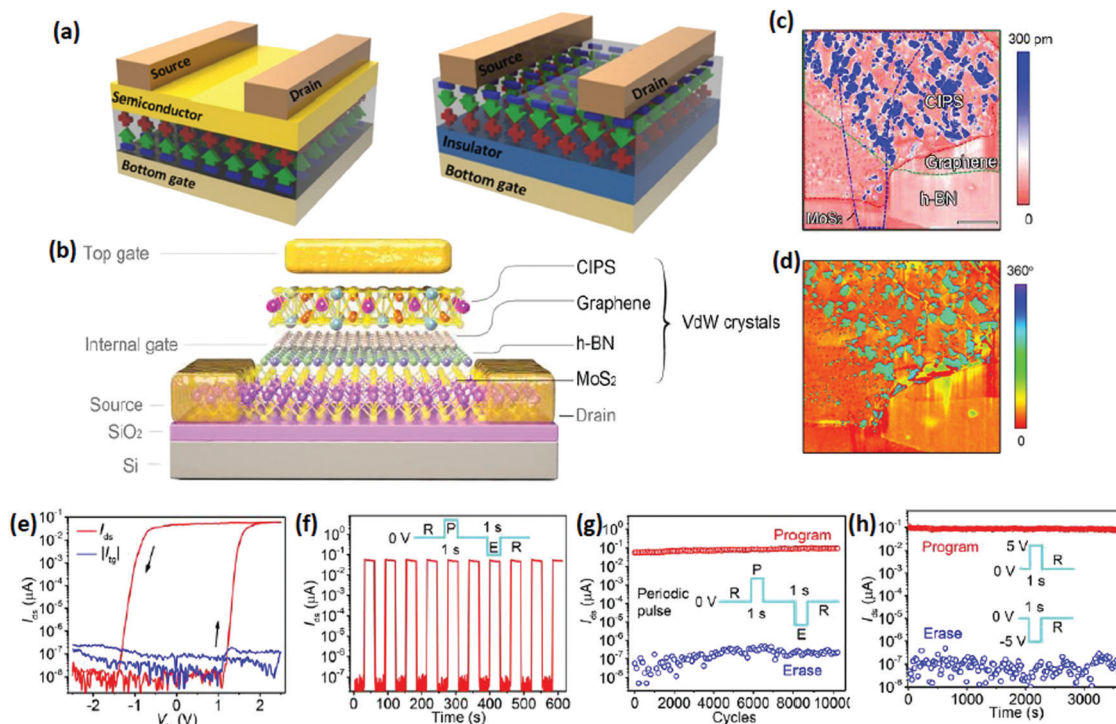


Fig. 2 (a) Schematic diagram of the structures of FeFET and FeSFET. (Reprinted with permission from ref. 41, copyright 2021 AIP Publishing.) (b) Schematic diagram of the structure of a two-dimensional ferroelectric field-effect heterojunction transistor. (c and d) PFM amplitude and phase image of a vdW heterostructure. (e) The  $I$ - $V$  curve under various gate voltages. (f) The dynamic characteristics of FeFET in response to a periodic pulse. (g) Endurance test, measuring the current curve under alternating program and erase cycles. (h) The retention time performance test curve. (Reprinted with permission from ref. 53, copyright: 2016 Springer Nature.)

realized only very recently. In 2016, Liu *et al.* observed 2D ferroelectricity in  $\text{CuInP}_2\text{S}_6$  (CIPS) ultrathin film with a thickness of around 4 nm through piezoelectric force microscopy (PFM) and second-harmonic generation (SHG), which opened the avenue of using 2D ferroelectrics for transistors.<sup>16</sup> For example, Si *et al.* used  $\text{CuInP}_2\text{S}_6$  as the gate and  $\text{MoS}_2$  as the channel to build a 2D van der Waals heterojunction as an FeFET. The 2D CIPS &  $\text{MoS}_2$  have no dangling bonds in the interlayer and the on/off ratio is as high as  $10^4$ , which can keep it stable under atmospheric environments. The observed counter-clockwise hysteresis loop at room temperature demonstrated the stabilities of the ferroelectricity and the designed device.<sup>45</sup> Alternatively, Wan *et al.* combined  $\alpha\text{-In}_2\text{Se}_3$  (as the insulator gate) with graphene (as the channel) to design a FeFET. Its stable out-of-plane ferroelectricity was also observed at room temperature, while the measured ON/OFF ratio reached  $10^5$ . These pioneering works prove that 2D ferroelectric materials have good application prospects in electronics.<sup>51</sup>

Although the FeFETs based on 2D ferroelectrics are quite promising for new generation transistors with high stability and ON/OFF ratios, the path towards real applications is still hindered by factors like the short retention time that results from gate current leakage and charge trapping<sup>52,53</sup> at the interface of the semiconductor and the ferroelectrics. In order to address this issue, a new device, a ferroelectric semiconductor field-effect transistor (FeSFET), was recently proposed (Fig. 2a). In a FeSFET, the ferroelectric material is used as the

semiconducting layer, while a higher quality amorphous insulating material is used as the insulating layer (Fig. 2b). In this structure, the depolarization field that appears in the traditional semiconductor layer can be eliminated by mobile electrons. This structural change has brought a fundamental change in the working mechanism of the FeSFET.<sup>54</sup> In a FeFET, the electrostatic potential is affected only by the polarization of the gate insulator and the semiconductor interface. However, the drain current in a FeSFET is determined by the upper and lower surfaces of the semiconductor since the polarized charges can be collected on the upper and lower surfaces of the semiconductor. This novel design has been demonstrated to significantly improve the performance of the device.<sup>53</sup> More importantly, charge trapping can be effectively reduced or even eliminated in van der Waals structures. It can be seen from Fig. 2c and d that the domain size of the ferroelectric materials on h-BN or  $\text{MoS}_2$  is much smaller than that on graphene. The performance of the FeSFET, such as the memory window and retention time, can be thus greatly improved in the van der Waals structure. The new FeSFET and its principles have been demonstrated by Si *et al.*, who effectively increased the retention time. The architecture uses ferroelectric indium selenide ( $\alpha\text{-In}_2\text{Se}_3$ ) as the channel material and  $\text{HfO}_2$  as the gate insulator. The switching performance of the new FeSFET, namely the ON/OFF ratio, can reach up to  $10^8$ . More importantly, it has a maximum drain current of  $671 \mu\text{A} \mu\text{m}^{-1}$  with a large memory window and low voltage requirements.<sup>54</sup> In 2021, Wang *et al.*

further improved the FeFET by adopting the metal–ferroelectric–metal–insulator–semiconductor architecture, where  $\text{MoS}_2$  and  $\text{CuInP}_2\text{S}_6$  heterojunctions were used as channel materials, graphene as the gate contact, and hexagonal-BN as the gate dielectric (Fig. 2b). Due to the effective charge-trapping, the retention time is greatly increased to 10 years. Moreover, it has a memory window of 3.8 V (Fig. 2e) and an ON/OFF ratio over  $10^7$ . The device can complete the plane reversal within 100 ns (Fig. 2f).<sup>53</sup> With the development of 2D FeFET, the gap between the prototype device and its practical application is quickly decreased, as digital information can be programmed and erased (Fig. 2g and h).

In addition to the common transistor application discussed above, the low-consumption and high-density integration characteristics of 2D ferroelectrics can also be used for promising neurosynaptic devices. For instance, Kwon *et al.* designed a Pt/SnS/Pt synaptic device in which the 2D in-plane ferroelectric material SnS acts as the channel material and the multilevel conductance state can be locally switched by controlling the ferroelectric domains of SnS. At a thickness of 6 nm, the simulation accuracy reached 92.1%. Significantly, the device reached an ON/OFF ratio of  $10^4$ , can operate stably at room temperature and does not require any passivation.<sup>55</sup> Besides the in-plane ferroelectrics, a nerve protruding device based on 2D ferroelectrics with out-of-plane polarization was also recently designed by Gao *et al.*<sup>56</sup> In addition to the typical behaviours of nerve protrusion, such as paired-pulse facilitation, long-term plasticity and short-term plasticity, the memory reinforcement engineering of the mammalian brain was simulated successfully. This research progress not only indicates the promising future of 2D ferroelectrics for FeFETs, but also their bright future in neurosynaptic devices.

## Ferroelectric switchable diode

A diode<sup>57–59</sup> is another representative device in which ferroelectric materials can be used to rectify the current behaviour and the performance can be significantly improved based on the unique polarization feature. Different from traditional unidirectional rectifier diodes, ferroelectric semiconductors<sup>57</sup> can change the rectification direction of the device according to the polarity switching of the ferroelectric material (Fig. 3a).<sup>40</sup>

This unique behaviour of ferroelectric diodes is due to the modification of the Schottky barrier<sup>60,61</sup> by two mechanisms: (1) the reversal of the polarization in ferroelectric material can cause a change of internal electric field, which leads to a drastic potential change relative to the vacuum level on both sides. (2) The materials on both sides of the ferroelectric diode differ in their ability to induce screening charges.<sup>40</sup>

Fig. 3b is a schematic diagram of a heterojunction ferroelectric diode, in which few-layer graphene (FLG) and monolayer graphene are the top electrode and bottom electrode, respectively. The Schottky barrier at the  $\alpha\text{-In}_2\text{Se}_3$ /FLG interface is much lower than that at the bottom  $\alpha\text{-In}_2\text{Se}_3$ /graphene interface due to the presence of polarization. Therefore, the diode is conductive from  $\alpha\text{-In}_2\text{Se}_3$  to the FLG electrode. When a forward voltage is applied, the Schottky barrier is increased at the bottom but reduced at the top, strengthening the diode's rectification effect. In the case of a negative voltage, the internal electric field of the ferroelectric material changes, strongly suppressing the Schottky barrier at the bottom and strengthening the Schottky barrier at the top.<sup>40</sup> Thus, a reverse rectification behaviour can be observed, as seen in Fig. 3c and d.

A similar ferroelectric diode was also fabricated based on a van der Waals (vdW) ferroelectric CIPS/Si heterostructure, in

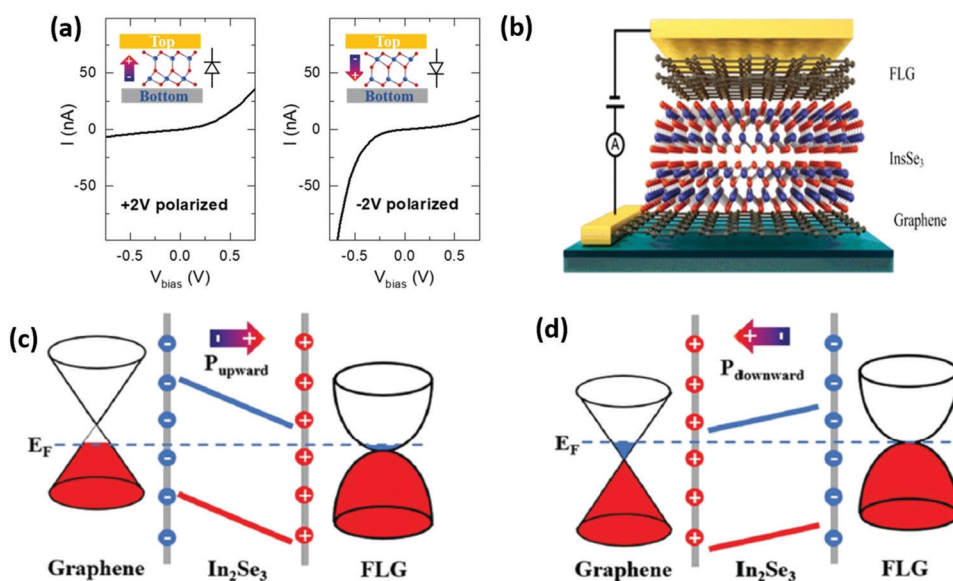


Fig. 3 (a) Schematic diagram of ferroelectric adjustable diode structure. (b)  $I$ - $V$  curve of diode rectification function. (c and d) Explanation of the switchable rectification behaviour of a ferroelectric diode, showing the energy band diagram of the graphene/ $\text{In}_2\text{Se}_3$  heterostructure and the evolution of the Schottky barrier in the ferroelectric polarization reversal. (Reproduced from ref. 40 with permission from The Royal Society of Chemistry.)

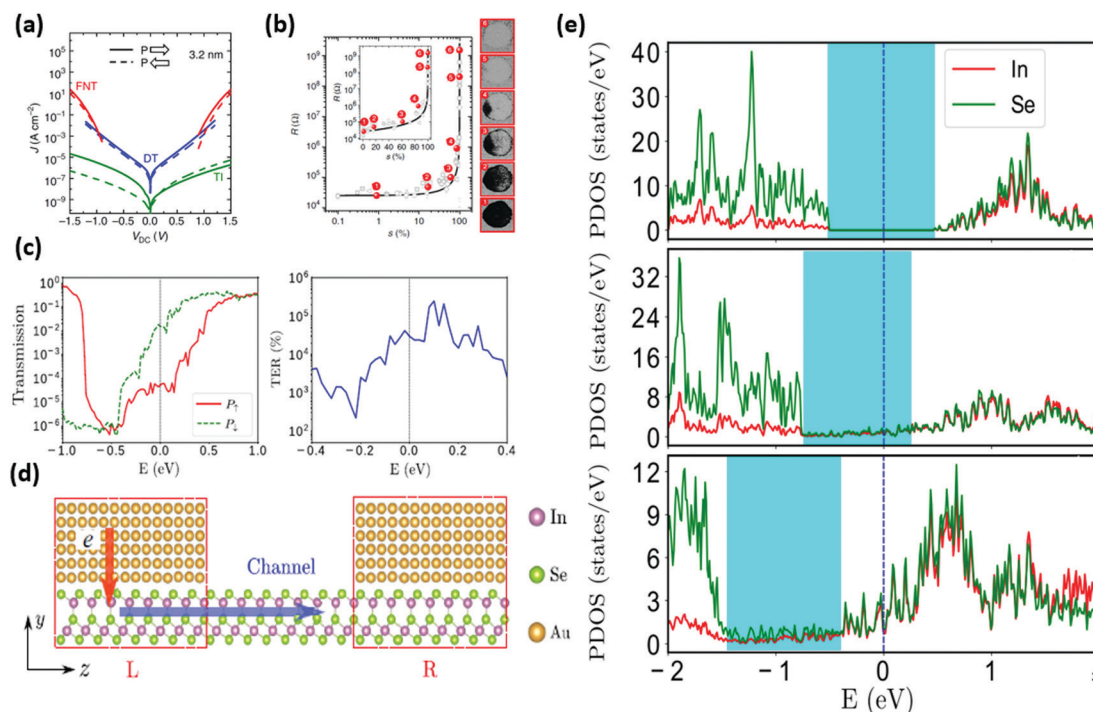
which the  $\text{CuInP}_2\text{S}_6$  (CIPS) ultrathin film has a thickness of around 4 nm, and good memory behaviour with an ON/OFF ratio of  $\sim 100$  was measured. This appealing work opened a novel avenue for 2D ferroelectrics-based devices.<sup>16</sup> Another ferroelectric diode with similar architecture was built by Wan *et al.* and was composed of a graphene/ $\alpha$ - $\text{In}_2\text{Se}_3$  heterojunction structure. The 5 nm thick  $\text{In}_2\text{Se}_3$  film can maintain stable out-of-plane ferroelectricity at room temperature, with an ON/OFF ratio of  $10^5$  and a low coercive electric field requirement of  $2 \times 10^5 \text{ V cm}^{-1}$ .

## Ferroelectric tunnel junction (FTJ)

The ferroelectric tunnel junction is a device based on the quantum-mechanical tunnelling that occurs when the thickness of the ferroelectric layer is reduced to nanoscale. They are generally smaller in size than ferroelectric capacitors, but have a higher readout speed than ferroelectric diodes.<sup>44,62,63</sup> A FTJ has a sandwich structure<sup>64,65</sup> with a semiconductor or metal as the leads and a ferroelectric material as the central tunnel barrier (Fig. 1e). The main parameter to measure the performance is the tunnelling electroresistance<sup>66–68</sup> (TER) which is contributed by the different screening capabilities of the leads on opposite sides of the ferroelectric material and the asymmetric potential profile from the polarization charge effect

(Fig. 1f).<sup>42,44</sup> Depending on voltage and thickness, different transmission mechanisms are responsible for the tunnel currents. For example, direct tunnelling predominates in low voltage and thin thickness and is generally the main mechanism in FTJ, while Fowler–Nordheim tunnelling is responsible under higher voltage (Fig. 4a).<sup>65</sup> The mechanism changes with the thermionic emission when the thickness increases. Additionally, the transport resistance is related to the ferroelectric domain population (Fig. 4b).<sup>69</sup> Therefore, the ON/OFF signal can be outputted in FTJs with respect to the ferroelectric polarized states (Fig. 4c).<sup>70</sup>

A large TER is essential for a FTJ as an electronic device being applied in practice; the performance can be improved *via* modulating the screening ability of the lead.<sup>71–73</sup> Alternative strategic approaches to improve the TER have been also proposed in recent years. For instance, the TER ratio can be increased by phase transition at the insulator/metal interface as a result of ferroelectric polarization<sup>70,74</sup> or the consumed or accumulated charge carriers at the interface.<sup>75</sup> Doping is thus an effective alternative strategy to increase the TER and ON/OFF ratios of 2D FTJ,<sup>64,76</sup> since both the barrier height and width of the semiconductor surface can be dynamically modulated due to the doping-induced change of the majority carriers according to the ferroelectric switching. Recently, surface functionalization of 2D materials was proposed to induce ferroelectricity and improve the TER.<sup>77</sup> The ferroelectric/non-ferroelectric



**Fig. 4** (a) Three transport mechanisms in nano-level ferroelectrics: direct tunnelling (DT), Fowler–Nordheim tunnelling (FNT) and thermionic emission. (Reprinted with permission from ref. 65, copyright 2010 American Physical Society.) (b) The correlation between resistance and the corresponding proportion of polarization reversal. (Reprinted with permission from ref. 69, copyright 2013 American Physical Society.) (c) The transmission and TER ratio as a function of electron energy in both polarization states. (d) The structure of FTJ with electron injection and transmitting process. (e) PDOS chart comparison: pristine  $\text{In}_2\text{Se}_3$ , P upstate, P downstate, and in contact with Au, respectively. (Reprinted with permission from ref. 63, copyright 2020 American Physical Society.)

junction can be theoretically designed by passivating germanene with  $-\text{CH}_3$  and  $\text{CH}_2\text{F}$ .<sup>78</sup> In contrast to ferroelectric transistors, both in-plane and out-of-plane ferroelectric materials can be used to design ferroelectric tunnel junctions. As an example,<sup>79</sup> in-plane polarization of 2D ferroelectrics leads to upward or downward band bending of the interface, depending on the polarization direction, which can then change the resistance and modulate the barrier widths, thereby achieving a large TER. For out-of-plane ferroelectric materials, the working mechanism of the FTJ is similar,<sup>78</sup> but depends on the work functions of the two surfaces of the ferroelectrics. When the work functions at the opposite surfaces are similar/close, the 2D polar materials will remain insulated. In contrast, when the work functions are significantly different because of ferroelectric polarization, the empty conduction band or the full valence band will be filled due to charge transfer and the conducting channel will be switched on. Therefore, a two-dimensional ferroelectric material can act as the switcher to control the ON/OFF state of the channel and achieve the TER effect.<sup>63</sup>

Based on these working principles and the developments in 2D ferroelectric materials, a large number of 2D FTJs have been either theoretically proposed or experimentally designed. For example, Kang *et al.* proposed an FTJ based on a 2D ferroelectric BiP with in-plane ferroelectricity in which B/N-doped graphene is used as the leads. In theoretical simulations, the TER ratio can reach up to 623%, which proves the feasibility of fabricating a heterojunction based on 2D ferroelectrics.<sup>80</sup> Rather than a complicated heterostructure of combined different materials, Shen *et al.* designed a novel in-plane 2D ferroelectric tunnel homojunction by a simple doping strategy. The opposite ends of the ferroelectric SnSe monolayer are doped with In and Sb, which convert them into p-type and n-type semiconductors, respectively. A device composed of p-type semiconductor/ferroelectric/n-type semiconductor structure was thus designed. The in-plane ferroelectricity is helpful to maintain stability in a single-layer ferroelectric tunnel junction of atomic thickness. As estimated from a density functional theory simulation, the TER effect can reach 1460%.<sup>64</sup>

Different from the strategies to achieve a high TER ratio by using asymmetric left and right leads and different screening lengths, a much higher TER ratio can be achieved through metallic-insulating change under reversible polarization. For instance, due to the change of work function and charge transfer between graphene and the ferroelectric  $\text{In}_2\text{Se}_3$  monolayer, the system can be metallic or insulating depending on the polarization direction. Kang *et al.* thus proposed a 2D FTJ based on the ferroelectric heterojunctions of  $\text{In}_2\text{Se}_3$  and graphene, realizing a significant TER ratio of 10<sup>8</sup>%<sup>63</sup> which exceeds the value of most 3D ferroelectric heterojunctions. When the  $\text{In}_2\text{Se}_3$  layer is replaced with an Au(010) surface (Fig. 4d), the contact method can be changed from ohmic to Schottky type by the polarization direction due to the difference in work functions on the two polar surfaces of  $\text{In}_2\text{Se}_3$  and the subsequent substantially different charge transfer between Au(010) and  $\text{In}_2\text{Se}_3$ . Through PDOS analysis, it can be seen that in polarization upstate,  $\text{In}_2\text{Se}_3$  is still a semiconductor, while in

polarization downstate,  $\text{In}_2\text{Se}_3$  becomes metallic (Fig. 4e). As a result, greatly different equilibrium tunnel conductances dependent on the ferroelectric polarization can be obtained; the corresponding TER reaches up to 10<sup>4</sup>%.<sup>70</sup> The outstanding performance of the 2D ferroelectrics-based heterojunction and device indicates that it is promising and feasible to develop FTJs based on 2D ferroelectrics.

In recent years, there has also been significant experimental progress in FTJ investigations which effectively demonstrated working principles and theoretical predictions. Based on the atomic-thickness in-plane 2D ferroelectric SnTe, which can maintain robust ferroelectricity at room temperature at a thickness of 2–4 unit cells, a prototype FTJ device for non-volatile ferroelectric random access memory was fabricated and a high ON/OFF ratio of 3000 in 3-unit cell film was achieved as a result of band bending.<sup>81</sup> In 2019, by using a 2D distorted ferroelectric 1T-MoTe<sub>2</sub> monolayer which exhibits room temperature ferroelectricity, Yuan *et al.* fabricated a 2D vdW d1T-MoTe<sub>2</sub>/graphene FTJ device which demonstrated an ON/OFF resistance ratio of 1000.<sup>82</sup>

## Summary and outlook

Due to their high structural and ferroelectric stability, 2D ferroelectrics with switchable polarization have become potential candidates in the fields of artificial intelligence, information processing, and memory.<sup>83</sup> This mini review summarizes the optimization operating mechanism of three representative ferroelectric devices, including FeFET, ferroelectric diode, and FTJ. Great achievements have been made over the last few years: devices based on 2D ferroelectrics generally possess improved ON/OFF ratios, long retention time, low energy cost, non-volatility and fast operation speed when compared with traditional devices, although they share similar architectures. The obvious advantages of ferroelectric devices have inspired the academic and industrial communities, but great challenges have to be overcome before their practical application.

The first challenge is the 2D ferroelectric material itself. The lack of 2D ferroelectric materials with high stability and excellent performance is one of the main roadblocks restricting the development of corresponding devices. Although more than 10 2D ferroelectric materials have been experimentally synthesized in which the ferroelectricity was explicitly demonstrated, like CIPS,<sup>16</sup>  $\text{In}_2\text{Se}_3$ ,<sup>28,84</sup> and  $\text{SnS}$ ,<sup>23,85,86</sup> there are still very limited choices of materials for ferroelectric device fabrication. 2D ferroelectrics with higher Curie temperature, stronger polarization and better structural stability are urgently needed to improve the performance of the corresponding devices. Janus materials, such as  $\text{B}_2\text{P}_6$ , with intrinsic polarization are possible candidates to replace 2D ferroelectrics for device applications,<sup>87</sup> although comprehensive investigations are still required based on the characterization and fabrication technology,<sup>88</sup> such as PFM<sup>89–91</sup> and SHG.<sup>92,93</sup>

The second challenge is a thorough understanding of the underlying mechanism.<sup>94,95</sup> As briefly reviewed above, although it is basically clear that the working mechanism is a polarization-controlled ON/OFF channel due to band bending, carrier density variations and changes of contact types, some effects, like those of channel length, interface interaction and polarization strength/reversal, on the conductivity of the channel, operation speed and energy cost are still unclear.<sup>22,83</sup> Theoretical simulation is a powerful tool that can provide a comprehensive picture to clarify the issue, but is limited by the capacities of current simulation software and computing hardware.

The third challenge is the fabrication of the device and the precise manipulation of the polarization states.<sup>29,96</sup> Taking 2D ferroelectric FeFETs as a typical example, the heterojunction has to be built to optimize the performance. It is challenging work in the laboratory to precisely control the stacking pattern and exclude effects from defects or doping; there is still a longer and more challenging journey to reach mass production for industrial application.<sup>97</sup> For the FIJ device, most current research is focusing on achieving a higher TER ratio through theoretical simulation; experimental synthesis and measurements are rare.

Despite the challenges, the promising future and significant advantages of ferroelectric devices are motivating the research community to push the research frontier forward. In theoretical simulation, exploring the mechanism of two-dimensional ferroelectrics, searching for more stable 2D ferroelectric materials, and improving the performance of ferroelectric devices are future development directions. Meanwhile, the introduction of 2D materials is likely to break the current bottleneck for some existing devices. For example, the negative capacitance (NC) effect, which was first proposed in 1976 by Landauer,<sup>98</sup> can increase the surface charge in ferroelectric materials under a dropped voltage and reduce the power dissipation due to the energy storage of a phase transition and the positive feedback between the electric dipoles. In 2008, Salahuddin and Datta proposed to use the NC effect to break the Boltzmann limit of traditional FET and demonstrated that it can reduce the channel potential below 60 mV at 300 K.<sup>99</sup> Some traditional ferroelectric materials have been proposed for this purpose,<sup>100,101</sup> such as perovskite ferroelectrics, ferroelectric-dielectric heterojunction and so on, of which HfO<sub>2</sub> is regarded as the most promising. However, the ferroelectric effects of the materials cannot be well maintained at nanoscale, which restricts the development of NC-FET.<sup>102–105</sup> Fortunately, the emerging 2D ferroelectric materials, which are generally robust against depolarization, can provide a feasible solution for the intrinsic issues of NC-FET and are compatible with transit devices. It is expected that investigations into NC-FETs based on 2D ferroelectrics can advance micro- or nanotechnology.

## Author contributions

The manuscript was written through the contributions of all the authors. All the authors have given approval to the final version of the manuscript.

## Conflicts of interest

The authors declare no competing financial interest.

## Acknowledgements

We acknowledge the grants of high-performance computer time from the computing facility at the Queensland University of Technology, the Pawsey Supercomputing Centre and Australian National Computational Infrastructure (NCI). Y. G. gratefully acknowledges financial support by the ARC Discovery Project (DP200102546).

## References

- 1 S.-W. Cheong, D. Talbayev, V. Kiryukhin and A. Saxena, *npj Quantum Mater.*, 2018, **3**, 1–7.
- 2 S. Boyn, J. Grollier, G. Lecerf, B. Xu, N. Locatelli, S. Fusil, S. Girod, C. Carrétéro, K. Garcia and S. Xavier, *Nat. Commun.*, 2017, **8**, 1–7.
- 3 A. Malashevich, M. S. Marshall, C. Visani, A. S. Disa, H. Xu, F. J. Walker, C. H. Ahn and S. Ismail-Beigi, *Nano Lett.*, 2018, **18**, 573–578.
- 4 Z. Xi, J. Ruan, C. Li, C. Zheng, Z. Wen, J. Dai, A. Li and D. Wu, *Nat. Commun.*, 2017, **8**, 1–9.
- 5 W. Gao, Y. Zhu, Y. Wang, G. Yuan and J.-M. Liu, *J. Materiomics*, 2020, **6**, 1–16.
- 6 P. Zhao, H. Wang, L. Wu, L. Chen, Z. Cai, L. Li and X. Wang, *Adv. Energy Mater.*, 2019, **9**, 1803048.
- 7 S. Oh, H. Hwang and I. Yoo, *APL Mater.*, 2019, **7**, 091109.
- 8 T. Mikolajick, S. Slesazek, M. H. Park and U. Schroeder, *MRS Bull.*, 2018, **43**, 340–346.
- 9 T. Ali, P. Polakowski, S. Riedel, T. Büttner, T. Kämpfe, M. Rudolph, B. Pätzold, K. Seidel, D. Löhr and R. Hoffmann, *IEEE Trans. Electron Devices*, 2018, **65**, 3769–3774.
- 10 M. Dawber, K. Rabe and J. Scott, *Rev. Mod. Phys.*, 2005, **77**, 1083.
- 11 J. Junquera and P. Ghosez, *Nature*, 2003, **422**, 506–509.
- 12 D. D. Fong, G. B. Stephenson, S. K. Streiffer, J. A. Eastman, O. Auciello, P. H. Fuoss and C. Thompson, *Science*, 2004, **304**, 1650–1653.
- 13 K. S. Novoselov, A. K. Geim, S. V. Morozov, D. Jiang, Y. Zhang, S. V. Dubonos, I. V. Grigorieva and A. A. Firsov, *Science*, 2004, **306**, 666–669.
- 14 Z. Sun, T. Liao, Y. Dou, S. M. Hwang, M.-S. Park, L. Jiang, J. H. Kim and S. X. Dou, *Nat. Commun.*, 2014, **5**, 1–9.
- 15 Z. Sun, T. Liao, W. Li, Y. Qiao and K. Ostrikov, *Adv. Funct. Mater.*, 2019, **29**, 1901460.
- 16 F. Liu, L. You, K. L. Seyler, X. Li, P. Yu, J. Lin, X. Wang, J. Zhou, H. Wang and H. He, *Nat. Commun.*, 2016, **7**, 1–6.
- 17 H. Zeng, J. Dai, W. Yao, D. Xiao and X. Cui, *Nat. Nanotechnol.*, 2012, **7**, 490–493.
- 18 B. Radisavljevic, A. Radenovic, J. Brivio, V. Giacometti and A. Kis, *Nat. Nanotechnol.*, 2011, **6**, 147–150.

- 19 O. Lopez-Sanchez, D. Lembke, M. Kayci, A. Radenovic and A. Kis, *Nat. Nanotechnol.*, 2013, **8**, 497–501.
- 20 Y. Cai, J. Lan, G. Zhang and Y.-W. Zhang, *Phys. Rev. B: Condens. Matter Mater. Phys.*, 2014, **89**, 035438.
- 21 S. Bertolazzi, J. Brivio and A. Kis, *ACS Nano*, 2011, **5**, 9703–9709.
- 22 Z. Guan, H. Hu, X. Shen, P. Xiang, N. Zhong, J. Chu and C. Duan, *Adv. Electron. Mater.*, 2020, **6**, 1900818.
- 23 R. Fei, W. Kang and L. Yang, *Phys. Rev. Lett.*, 2016, **117**, 097601.
- 24 K.-A. N. Duerloo, M. T. Ong and E. J. Reed, *J. Phys. Chem. Lett.*, 2012, **3**, 2871–2876.
- 25 H. Şahin, S. Cahangirov, M. Topsakal, E. Bekaroglu, E. Akturk, R. T. Senger and S. Ciraci, *Phys. Rev. B: Condens. Matter Mater. Phys.*, 2009, **80**, 155453.
- 26 M. N. Blonsky, H. L. Zhuang, A. K. Singh and R. G. Hennig, *ACS Nano*, 2015, **9**, 9885–9891.
- 27 R. Gao and Y. Gao, *Phys. Status Solidi*, 2017, **11**, 1600412.
- 28 W. Ding, J. Zhu, Z. Wang, Y. Gao, D. Xiao, Y. Gu, Z. Zhang and W. Zhu, *Nat. Commun.*, 2017, **8**, 1–8.
- 29 J. Zhou, Q. Zeng, D. Lv, L. Sun, L. Niu, W. Fu, F. Liu, Z. Shen, C. Jin and Z. Liu, *Nano Lett.*, 2015, **15**, 6400–6405.
- 30 C. Cui, F. Xue, W.-J. Hu and L.-J. Li, *npj 2D Mater. Appl.*, 2018, **2**, 1–14.
- 31 G. Liu, S. Zhang, W. Jiang and W. Cao, *Mater. Sci. Eng., R*, 2015, **89**, 1–48.
- 32 A. Q. Jiang and Y. Zhang, *NPG Asia Mater.*, 2019, **11**, 1–5.
- 33 A. Blázquez-Castro, A. García-Cabañes and M. Carrascosa, *Appl. Phys. Rev.*, 2018, **5**, 041101.
- 34 Y. Cho, S. Hashimoto, N. Odagawa, K. Tanaka and Y. Hiranaga, *Nanotechnology*, 2006, **17**, S137.
- 35 Y. Xu and X. Yuhuan, University of California Press, Los Angeles, CA, 1991.
- 36 H. Kimura, T. Hanyu, M. Kameyama, Y. Fujimori, T. Nakamura and H. Takasu, *IEEE J. Solid-State Circuits*, 2004, **39**, 919–926.
- 37 L. W. Martin and A. M. Rappe, *Nat. Rev. Mater.*, 2016, **2**, 1–14.
- 38 J. Muller, T. S. Boscke, U. Schroder, R. Hoffmann, T. Mikolajick and L. Frey, *IEEE Electron Device Lett.*, 2012, **33**, 185–187.
- 39 W. Chung, M. Si, P. R. Shrestha, J. P. Campbell, K. P. Cheung and D. Y. Peide, First Direct Experimental Studies of Hf 0.5 Zr 0.5 O 2 Ferroelectric Polarization Switching Down to 100-picosecond in Sub-60mV/dec Germanium Ferroelectric Nanowire FETs, 2018.
- 40 S. Wan, Y. Li, W. Li, X. Mao, W. Zhu and H. Zeng, *Nanoscale*, 2018, **10**, 14885–14892.
- 41 J. Y. Kim, M.-J. Choi and H. W. Jang, *APL Mater.*, 2021, **9**, 021102.
- 42 J. P. Velev, J. D. Burton, M. Y. Zhuravlev and E. Y. Tsymlal, *npj Comput. Mater.*, 2016, **2**, 1–13.
- 43 M. Harmony, *Chem. Soc. Rev.*, 1972, **1**, 211–228.
- 44 V. Garcia and M. Bibes, *Nat. Commun.*, 2014, **5**, 1–12.
- 45 M. Si, P.-Y. Liao, G. Qiu, Y. Duan and P. D. Ye, *ACS Nano*, 2018, **12**, 6700–6705.
- 46 N. Park, H. Kang, J. Park, Y. Lee, Y. Yun, J.-H. Lee, S.-G. Lee, Y. H. Lee and D. Suh, *ACS Nano*, 2015, **9**, 10729–10736.
- 47 X. Liu, D. Wang, K.-H. Kim, K. Katti, J. Zheng, P. Musavigharavi, J. Miao, E. A. Stach, R. H. Olsson III and D. Jariwala, *Nano Lett.*, 2021, **21**, 3753–3761.
- 48 K. Kim and S. Lee, *J. Appl. Phys.*, 2006, **100**, 051604.
- 49 W. Shockley, *Proc. IRE*, 1952, **40**, 1365–1376.
- 50 E. Tokumitsu, K. Okamoto and H. Ishiwara, *US Pat.*, 2791760, 1999.
- 51 S. Wan, Y. Li, W. Li, X. Mao, C. Wang, C. Chen, J. Dong, A. Nie, J. Xiang and Z. Liu, *Adv. Funct. Mater.*, 2019, **29**, 1808606.
- 52 Y. Higashi, N. Ronchi, B. Kaczer, K. Banerjee, S. McMitchell, B. O'Sullivan, S. Clima, A. Minj, U. Celano and L. Di Piazza, *Impact of charge trapping on imprint and its recovery in HfO2 based FeFET*, 2019.
- 53 X. Wang, C. Zhu, Y. Deng, R. Duan, J. Chen, Q. Zeng, J. Zhou, Q. Fu, L. You and S. Liu, *Nat. Commun.*, 2021, **12**, 1–8.
- 54 M. Si, A. K. Saha, S. Gao, G. Qiu, J. Qin, Y. Duan, J. Jian, C. Niu, H. Wang and W. Wu, *Nat. Electron.*, 2019, **2**, 580–586.
- 55 K. C. Kwon, Y. Zhang, L. Wang, W. Yu, X. Wang, I.-H. Park, H. S. Choi, T. Ma, Z. Zhu and B. Tian, *ACS Nano*, 2020, **14**, 7628–7638.
- 56 J. Gao, Y. Zheng, W. Yu, Y. Wang, T. Jin, X. Pan, K. P. Loh and W. Chen, *SmartMat*, 2021, **2**, 88–98.
- 57 Q. Luo, Y. Cheng, J. Yang, R. Cao, H. Ma, Y. Yang, R. Huang, W. Wei, Y. Zheng and T. Gong, *Nat. Commun.*, 2020, **11**, 1–8.
- 58 Y. Zhou, C. Wang, S. Tian, X. Yao, C. Ge, E.-J. Guo, M. He, G. Yang and K. Jin, *Thin Solid Films*, 2020, **698**, 137851.
- 59 P. Blom, R. Wolf, J. Cillesen and M. Krijin, *Phys. Rev. Lett.*, 1994, **73**, 2107.
- 60 R. T. Tung, *Mater. Sci. Eng., R*, 2001, **35**, 1–138.
- 61 B. Sharma, *Metal-semiconductor Schottky barrier junctions and their applications*, Springer Science & Business Media, 2013.
- 62 J. Scott, *Science*, 2007, **315**, 954–959.
- 63 L. Kang, P. Jiang, H. Hao, Y. Zhou, X. Zheng, L. Zhang and Z. Zeng, *Phys. Rev. B: Condens. Matter Mater. Phys.*, 2020, **101**, 014105.
- 64 X.-W. Shen, Y.-W. Fang, B.-B. Tian and C.-G. Duan, *ACS Appl. Electron. Mater.*, 2019, **1**, 1133–1140.
- 65 D. Pantel and M. Alexe, *Phys. Rev. B: Condens. Matter Mater. Phys.*, 2010, **82**, 134105.
- 66 A. Gruverman, D. Wu, H. Lu, Y. Wang, H. Jang, C. Folkman, M. Y. Zhuravlev, D. Felker, M. Rzechowski and C.-B. Eom, *Nano Lett.*, 2009, **9**, 3539–3543.
- 67 F. Ambriz-Vargas, G. Kolhatkar, R. Thomas, R. Nouar, A. Sarkissian, C. Gomez-Yáñez, M. Gauthier and A. Ruediger, *Appl. Phys. Lett.*, 2017, **110**, 093106.
- 68 M. Y. Zhuravlev, Y. Wang, S. Maekawa and E. Y. Tsymlal, *Appl. Phys. Lett.*, 2009, **95**, 052902.
- 69 H. Yamada, V. Garcia, S. Fusil, S. R. Boyn, M. Marinova, A. Gloter, S. Xavier, J. Grollier, E. Jacquet and C. Carrétéro, *ACS Nano*, 2013, **7**, 5385–5390.



- 70 L. Kang, P. Jiang, H. Hao, Y. Zhou, X. Zheng, L. Zhang and Z. Zeng, *Phys. Rev. B: Condens. Matter Mater. Phys.*, 2021, **103**, 125414.
- 71 A. Zenkevich, M. Minnekaev, Y. Matveyev, Y. Lebedinskii, K. Bulakh, A. Chouprik, A. Baturin, K. Maksimova, S. Thiess and W. Drube, *Appl. Phys. Lett.*, 2013, **102**, 062907.
- 72 R. Soni, A. Petraru, P. Meuffels, O. Vavra, M. Ziegler, S. K. Kim, D. S. Jeong, N. A. Pertsev and H. Kohlstedt, *Nat. Commun.*, 2014, **5**, 1–10.
- 73 L. Tao and J. Wang, *J. Appl. Phys.*, 2016, **119**, 224104.
- 74 Z. Wen, C. Li, D. Wu, A. Li and N. Ming, *Nat. Mater.*, 2013, **12**, 617–621.
- 75 E. Tsybmal and A. Gruverman, *Nat. Mater.*, 2013, **12**, 602–604.
- 76 H. Ryu, H. Wu, F. Rao and W. Zhu, *Sci. Rep.*, 2019, **9**, 1–8.
- 77 M. Wu, S. Dong, K. Yao, J. Liu and X. C. Zeng, *Nano Lett.*, 2016, **16**, 7309–7315.
- 78 M. Zhao, G. Gou, X. Ding and J. Sun, *Nanoscale*, 2020, **12**, 12522–12530.
- 79 H. Shen, J. Liu, K. Chang and L. Fu, *Phys. Rev. Appl.*, 2019, **11**, 024048.
- 80 L. Kang, P. Jiang, N. Cao, H. Hao, X. Zheng, L. Zhang and Z. Zeng, *Nanoscale*, 2019, **11**, 16837–16843.
- 81 K. Chang, J. Liu, H. Lin, N. Wang, K. Zhao, A. Zhang, F. Jin, Y. Zhong, X. Hu and W. Duan, *Science*, 2016, **353**, 274–278.
- 82 S. Yuan, X. Luo, H. L. Chan, C. Xiao, Y. Dai, M. Xie and J. Hao, *Nat. Commun.*, 2019, **10**, 1–6.
- 83 L. Qi, S. Ruan and Y. J. Zeng, *Adv. Mater.*, 2021, **33**, 2005098.
- 84 M. Lin, D. Wu, Y. Zhou, W. Huang, W. Jiang, W. Zheng, S. Zhao, C. Jin, Y. Guo and H. Peng, *J. Am. Chem. Soc.*, 2013, **135**, 13274–13277.
- 85 R. Fei, W. Li, J. Li and L. Yang, *Appl. Phys. Lett.*, 2015, **107**, 173104.
- 86 T. Hu and J. Dong, *Phys. Chem. Chem. Phys.*, 2016, **18**, 32514–32520.
- 87 M. Sun and U. Schwingenschlogl, *Chem. Mater.*, 2020, **32**, 4795–4800.
- 88 Z. Zeng, Z. Yin, X. Huang, H. Li, Q. He, G. Lu, F. Boey and H. Zhang, *Angew. Chem.*, 2011, **123**, 11289–11293.
- 89 D. A. Bonnell, S. V. Kalinin, A. Kholkin and A. Gruverman, *MRS Bull.*, 2009, **34**, 648–657.
- 90 V. Garcia, S. Fusil, K. Bouzehouane, S. Enouz-Vedrenne, N. D. Mathur, A. Barthelemy and M. Bibes, *Nature*, 2009, **460**, 81–84.
- 91 Y. Sun, Z. Hu, D. Zhao and K. Zeng, *Nanoscale*, 2017, **9**, 12163–12169.
- 92 Z. Sheng, N. Ogawa, Y. Ogimoto and K. Miyano, *Adv. Mater.*, 2010, **22**, 5507–5511.
- 93 N. Kumar, S. Najmaei, Q. Cui, F. Ceballos, P. M. Ajayan, J. Lou and H. Zhao, *Phys. Rev. B: Condens. Matter Mater. Phys.*, 2013, **87**, 161403.
- 94 D. I. Khomskii, *J. Magn. Magn. Mater.*, 2006, **306**, 1–8.
- 95 Z. Li, Y. Cho, X. Li, X. Li, A. Aimi, Y. Inaguma, J. A. Alonso, M. T. Fernandez-Diaz, J. Yan and M. C. Downer, *J. Am. Chem. Soc.*, 2018, **140**, 2214–2220.
- 96 A. Zavabeti, A. Jannat, L. Zhong, A. A. Haidry, Z. Yao and J. Z. Ou, *Nano-Micro Lett.*, 2020, **12**, 1–34.
- 97 A. I. Khan, A. Keshavarzi and S. Datta, *Nat. Electron.*, 2020, **3**, 588–597.
- 98 R. Landauer, *Collect. Phenom.*, 1976, **2**, 167.
- 99 S. Salahuddin and S. Datta, *Nano Lett.*, 2008, **8**, 405–410.
- 100 A. I. Khan, K. Chatterjee, B. Wang, S. Drapcho, L. You, C. Serrao, S. R. Bakaul, R. Ramesh and S. Salahuddin, *Nat. Mater.*, 2015, **14**, 182–186.
- 101 J. Íñiguez, P. Zubko, I. Luk'yanchuk and A. Cano, *Nat. Rev. Mater.*, 2019, **4**, 243–256.
- 102 M. A. Alam, M. Si and P. D. Ye, AIP Publishing LLC, 2019.
- 103 M. Hoffmann, S. Slesazek and T. Mikolajick, *APL Mater.*, 2021, **9**, 020902.
- 104 M. Yayla, K.-H. Chen, G. Zervakis, J. Henkel, J.-J. Chen and H. Amrouch, *FeFET and NCFET for Future Neural Networks: Visions and Opportunities*, 2021.
- 105 L. Tu, X. Wang, J. Wang, X. Meng and J. Chu, *Adv. Electron. Mater.*, 2018, **4**, 1800231.