



Cite this: *Chem. Sci.*, 2018, 9, 5074

Rhodium-catalyzed asymmetric hydroamination and hydroindolation of keto-vinylidenecyclopropanes†

Song Yang,^a Quan-Zhe Li,^a Chen Xu,^a Qin Xu^a and Min Shi ^{*abc}

We reported a highly regio- and enantioselective hydroamination and hydroindolation of keto-vinylidenecyclopropanes via cationic Rh(I) catalysis in this context. The combination of various secondary amines and indoles with keto-vinylidenecyclopropanes afforded the corresponding hydrofunctionalization products in good to excellent yields with outstanding ee values under mild conditions. A new TMM–Rh model complex was proposed, providing an atom economical Rh– π -allyl precursor at the same time. Moreover, the resulting products could easily be transformed into more complex polyheterocycles upon further synthetic manipulation.

Received 8th April 2018

Accepted 9th May 2018

DOI: 10.1039/c8sc01595c

rsc.li/chemical-science

Introduction

Allylic substitutions^{1,2} and allylic oxidations³ are powerful synthetic tools for carbon–carbon and carbon–heteroatom bond formation and have a broad range of applications in the synthesis of biologically important molecules (Scheme 1a). Besides, recent studies show that even allylic alcohols can serve as allyl precursors.^{4,5} However, these methods suffer from drawbacks such as the required preinstallation of a leaving group or the use of stoichiometric amounts of oxidant, respectively. Thus, the development of new asymmetric carbon–carbon and carbon–heteroatom bond-forming reactions which fulfil the criteria of atom economy is of imminent importance to the evolution of chemical synthesis.⁶ In this respect, the atom economic pathway toward linear allylic products under Pd catalysis was pioneered by Trost and Yamamoto in the late 1990s and early 2000s utilizing mostly terminal allenes or internal Me-substituted alkynes.⁷ More examples using other metals were reported over the following years. Allenes,^{8,9} alkynes^{10,11} and conjugated dienes^{12,13} have been transformed into electrophilic metal– π -allyl intermediates using iridium, rhodium and other transition metal catalysts, which undergo nucleophilic attack to form hydrofunctionalization

products (Scheme 1b). This strategy could be regarded as an atom-economic alternative to the traditional metal catalyzed allylic substitution and allylic oxidation.

Vinylidenecyclopropanes (VDCPs), bearing an allene moiety connected to a highly strained cyclopropane ring, serve as fascinating building blocks in organic synthesis and have received great attention from organic chemists.¹⁴ Based on our ongoing investigation on metal-catalyzed transformations of VDCPs, we found that cationic Rh(I) complexes could insert into

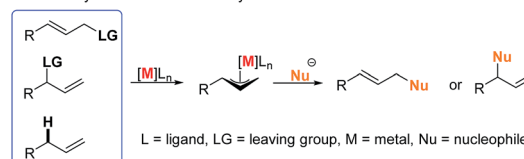
^aKey Laboratory for Advanced Materials and Institute of Fine Chemicals, School of Chemistry & Molecular Engineering, East China University of Science and Technology, 130 Meilong Road, Shanghai 200237, China. E-mail: mshi@sioc.ac.cn

^bState Key Laboratory and Institute of Elemento-organic Chemistry, Nankai University, Tianjin 300071, P. R. China

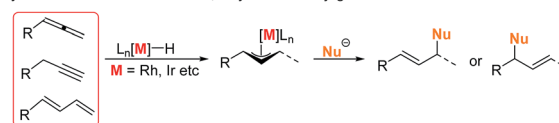
^cState Key Laboratory of Organometallic Chemistry, Center for Excellence in Molecular Synthesis, University of Chinese Academy of Sciences, Shanghai Institute of Organic Chemistry, Chinese Academy of Sciences, 345 Lingling Road, Shanghai 200032, China

† Electronic supplementary information (ESI) available: Experimental procedures and characterization data of the new compounds. CCDC 1538522, 1525845, and 1822276. For ESI and crystallographic data in CIF or other electronic format see DOI: 10.1039/c8sc01595c

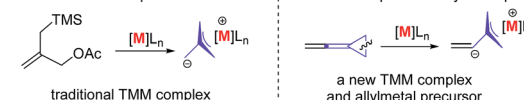
a) Traditional allylic substitutions and allylic oxidation



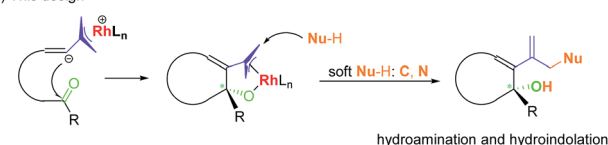
b) Hydrofunctionalization of allenes, alkynes and conjugated dienes



c) Traditional TMM complex and VDCPs as a new TMM complex and allylmetal precursor



d) This design



Scheme 1 Previous work and this work.



the weaker distal bond of the three-membered ring to give new trimethylenemethane (TMM) complexes of rhodium (Scheme 1c).¹⁵ However, unlike the traditional TMM metal complex, which has been used extensively in [3 + 2] cycloaddition reactions,¹⁶ this TMM–Rh species containing an inner olefinic moiety could react with an unsaturated functional group and then generate a new more reactive electrophilic Rh– π -allyl intermediate, which might be a productive electrophile for hydrofunctionalization (allylic substitution). Thus, we envisaged that VDCPs could be excellent candidates for the exploration of new reaction modes in the atom economic pathway of allylic substitution with “soft” carbon and heteroatom nucleophiles (those from conjugate acids with a pK_a less than 25) (Scheme 1d, the design presented in this work).

Results and discussion

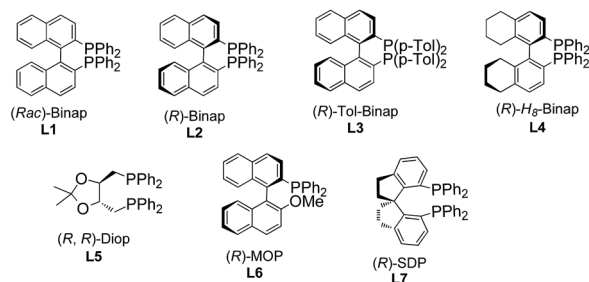
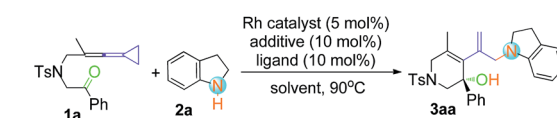
Experimental investigations

To test the feasibility of our hypothesis, we initially investigated the reaction of keto-VDCP **1a** with indoline **2a** as a coupling

partner. Notably, indoline and indole moieties are ubiquitous structural elements of many natural compounds of biological interest.¹⁷ Therefore, the development of efficient processes for the functionalization of these compounds will facilitate access to pharmaceutically attractive molecules. To our delight, when $[\text{Rh}(\text{cod})\text{Cl}]_2$ and AgNTf_2 were used as catalysts with (*rac*)-Binap as the ligand, hydroamination product *rac*-**3aa** could be successfully furnished in 75% yield in toluene at 90 °C (Table 1, entry 1). The structure of **3aa** has been unequivocally determined by X-ray diffraction.¹⁸ Some other nucleophiles were also investigated in this transformation, such as alcohols, thiophenol, benzothiazole and diketones. Disappointedly, only when dibenzoylmethane was used as the nucleophile could the corresponding hydrofunctionalization product be obtained in moderate yield (see Table S1 in the ESI†). Interestingly, 35% yield of *rac*-**3aa** could also be obtained when $[\text{Ir}(\text{cod})\text{Cl}]_2$ was used to replace $[\text{Rh}(\text{cod})\text{Cl}]_2$. A subsequent survey of other coordinating anions indicated that the sterically bulky, more weakly coordinating BAR_F^- anion ($\text{BAR}_F^- = \text{B}[(3,5\text{-}(\text{CF}_3)_2\text{C}_6\text{H}_3)_4]^-$) was the best choice (entries 2–5).¹⁹ Different

Table 1 Optimization of the reaction conditions for asymmetric hydroamination of Keto-VDCP **1a** with indoline **2a**^{abc}

| Entry ^a | [Rh] | Additive | Ligand | Solvent | Yield ^b [%] | ee ^c [%] |
|--------------------|---|------------------|-----------|--------------------|------------------------|---------------------|
| 1 | $[\text{Rh}(\text{cod})\text{Cl}]_2$ | AgNTf_2 | L1 | Toluene | 75 | — |
| 2 | $[\text{Rh}(\text{cod})\text{Cl}]_2$ | AgBF_4 | L1 | Toluene | 58 | — |
| 3 | $[\text{Rh}(\text{cod})\text{Cl}]_2$ | AgOTf | L1 | Toluene | 62 | — |
| 4 | $[\text{Rh}(\text{cod})\text{Cl}]_2$ | AgOTs | L1 | Toluene | 73 | — |
| 5 | $[\text{Rh}(\text{cod})\text{Cl}]_2$ | NaBAR_F | L1 | Toluene | 85 | — |
| 6 | $[\text{Rh}(\text{cod})\text{Cl}]_2$ | NaBAR_F | L1 | Chlorobenzene | 78 | — |
| 7 | $[\text{Rh}(\text{cod})\text{Cl}]_2$ | NaBAR_F | L1 | 1,2-Dichloroethane | 56 | — |
| 8 | $[\text{Rh}(\text{cod})\text{Cl}]_2$ | NaBAR_F | L1 | Dioxane | 92 | — |
| 9 | $[\text{Rh}(\text{cod})\text{Cl}]_2$ | NaBAR_F | L2 | Dioxane | 90 | –83 |
| 10 | $[\text{Rh}(\text{cod})\text{Cl}]_2$ | NaBAR_F | L3 | Dioxane | 75 | –89 |
| 11 | $[\text{Rh}(\text{cod})\text{Cl}]_2$ | NaBAR_F | L4 | Dioxane | 77 | –93 |
| 12 | $[\text{Rh}(\text{cod})\text{Cl}]_2$ | NaBAR_F | L5 | Dioxane | Trace | — |
| 13 | $[\text{Rh}(\text{cod})\text{Cl}]_2$ | NaBAR_F | L6 | Dioxane | Trace | — |
| 14 | $[\text{Rh}(\text{cod})\text{Cl}]_2$ | NaBAR_F | L7 | Dioxane | 92 | >99 |
| 15 | $[\text{Rh}(\text{cod})((R)\text{-SDP})]\text{BAR}_F$ | — | — | Dioxane | 93 | >99 |
| 16 ^d | $[\text{Rh}(\text{cod})((R)\text{-SDP})]\text{BAR}_F$ | — | — | Dioxane | 91 | >99 |
| 17 ^e | $[\text{Rh}(\text{cod})((R)\text{-SDP})]\text{BAR}_F$ | — | — | Dioxane | 68 | >99 |



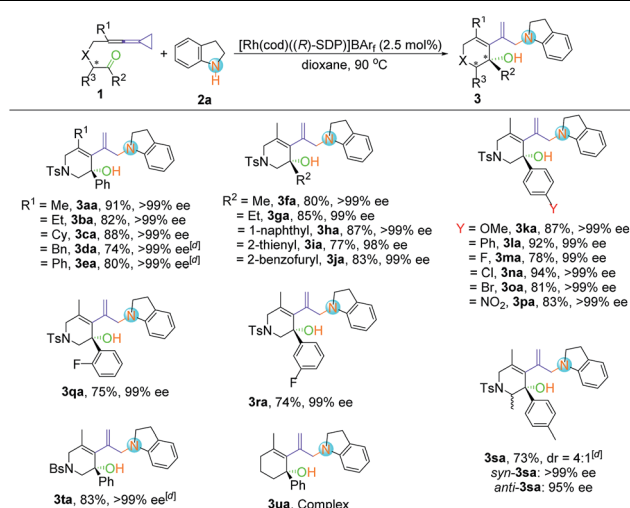
^a Reaction conditions: **1a** (0.10 mmol), **2a** (0.12 mmol), Rh catalyst (5 mol%), additive (10 mol%), ligand (10 mol%), and solvent (1.0 mL) for 4–12 h. ^b Isolated yield. ^c Determined by HPLC on a chiral stationary phase. ^d $[\text{Rh}(\text{cod})((R)\text{-SDP})]\text{BAR}_F$ (2.5 mol%) was employed. ^e The reaction was conducted at 60 °C. Ts = 4-toluenesulfonyl, cod = cyclo-1,5-octadiene, and NaBAR_F = sodium tetrakis[3,5-bis(trifluoromethyl)phenyl]borate.



solvents were surveyed next. A better yield up to 92% was realized when 1,4-dioxane was employed (entries 6–8). Encouraged by these results, various chiral bisphosphine ligands were investigated next. An excellent yield (90%) and good enantioselectivity (up to –83% ee) could be realized by using (*R*)-Binap (**L2**) as the ligand. Higher ee values were afforded when (*R*)-Tol-Binap (**L3**) and (*R*)-H₈-Binap (**L4**) were employed (entries 10 and 11). Unexpectedly, the use of either non-biaryl bisphosphine ligand **L5** or monophosphine ligand **L6** resulted in only trace amounts of the corresponding product being produced (entries 12 and 13). Gratifyingly, the best enantioselectivity (>99% ee) was achieved by employing (*R*)-SDP (**L7**) as a ligand (entry 14). For streamlining the operation, [Rh(cod)((*R*)-SDP)]BAR_F was prepared in advance and used as a catalyst, providing **3aa** in 93% yield with >99% ee value (entry 15). As the catalytic activity of this [Rh(cod)((*R*)-SDP)]BAR_F catalyst was very high, the reaction could even be carried out in the presence of 2.5 mol% of the Rh catalyst without reduction of the product's yield and ee value (entry 16). In addition, lowering the reaction temperature did not give a better result (entry 17).

With the optimal reaction conditions in hand, the scope of this asymmetric hydroamination was then assessed through variation of the keto-VDCPs and secondary amines. We first examined the scope of keto-VDCP **1**. As shown in Table 2, the substrate scope of this protocol was broad. For substrates **1b** and **1c** (R¹ = primary or secondary alkyl groups), the desired products **3ba** and **3ca** were obtained in good to excellent yields (82% and 88%) with outstanding ee values (>99% ee). R¹ could also be a benzyl or a phenyl group, giving the desired products **3da** and **3ea** in 74% and 80% yields along with >99% ee, respectively. We note that the optimized conditions should be

Table 2 Substrate scope of the asymmetric hydroamination of Keto-VDCP **1** and indoline **2a**^{abc}

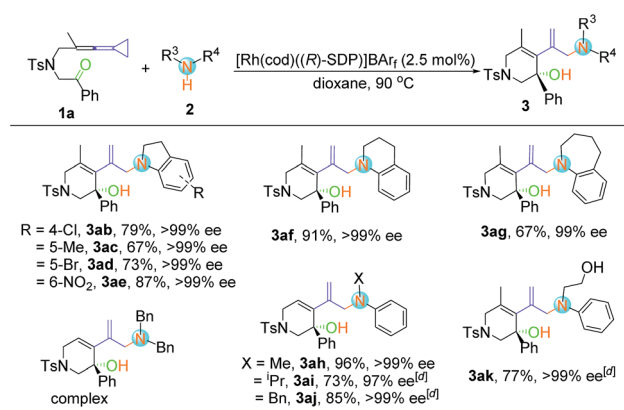


^a Reactions were performed with keto-VDCP **1** (0.10 mmol), secondary amine **2a** (0.12 mmol), and [Rh(cod)((*R*)-SDP)]BAR_F (2.5 mol%) in dioxane (1.0 mL) at 90 °C for 4–12 h. ^b Isolated yield. ^c Determined by HPLC on a chiral stationary phase. ^d [Rh(cod)Cl]₂ (2.5 mol%), AgNTf₂ (5.0 mol%), (*R*)-SDP (5.0 mol%), and toluene (1.0 mL) were used.

modified with regard to the substituent groups or linkers in keto-VDCP **1**. For substrates **1d**, **1e**, **1s** and **1t**, the reactions proceeded effectively to furnish the corresponding products (**3da**, **3ea**, **3sa** and **3ta**) in good yields (73–83%) with excellent ee values (up to 99% ee) in the presence of [Rh(cod)Cl]₂, AgNTf₂ and (*R*)-SDP in toluene at 90 °C. It is noteworthy that the product **3sa** contains a pair of diastereoisomers in a 4 : 1 ratio. The relative configuration of *syn*-**3sa** was determined by nuclear Overhauser effect spectroscopy (see page S58 in the ESI[†]). The ketone moiety of keto-VDCP **1** was examined next. We found that R² could be an aliphatic, naphthyl or heteroaromatic group, affording the corresponding products **3fa–3ja** in good yields with excellent ee values. As for the substituents at the benzene ring, whether they were electron-rich or electron-poor, the reactions proceeded smoothly to produce the desired products **3ka–3pa** in 78–94% yields with 99% ee values, even for strongly electron-withdrawing substituents such as the nitro group. Besides, no obvious reduction of yields and ee values was observed when different halogen atoms such as F, Cl or Br were introduced. Moreover, even when the halogen substituent was at different positions of the benzene ring, the desired products were produced in similar yields as in the cases of products **3ma**, **3qa** and **3ra**. The use of NBs (4-bromobenzenesulfonyl amide) as a tether was also tolerated in this transformation, giving the corresponding product **3ta** in 83% yield with >99% ee value. However, upon changing the linker to a carbon or an oxygen atom, or extending the carbon chain using a (CH₂)₂ or a (CH₂)₃ tether, only traces of expected product could be detected by thin-layer chromatography (TLC) monitoring (see Table S2 in the ESI[†]).

With respect to secondary amine **2**, various substituents at the indolines were firstly examined (Table 3). Substrates bearing chloro, bromo, methyl and nitryl groups at the different positions of indolines were smoothly transformed into the

Table 3 Substrate scope of the asymmetric hydroamination of Keto-VDCP **1a** and secondary amine **2**^{abc}



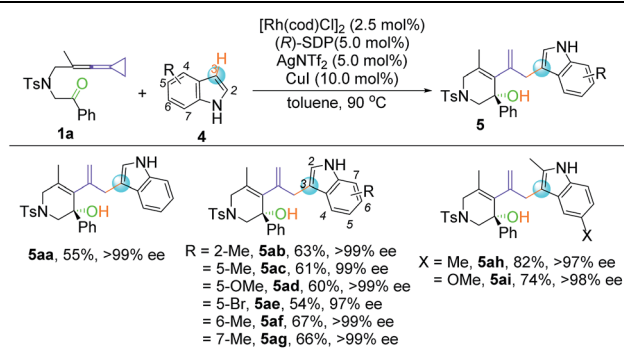
^a Reactions were performed with keto-VDCP **1a** (0.10 mmol), secondary amine **2** (0.12 mmol), and [Rh(cod)((*R*)-SDP)]BAR_F (2.5 mol%) in dioxane (1.0 mL) at 90 °C for 4–12 h. ^b Isolated yield. ^c Determined by HPLC on a chiral stationary phase. ^d [Rh(cod)Cl]₂ (2.5 mol%), AgNTf₂ (5.0 mol%), (*R*)-SDP (5.0 mol%), and toluene (1.0 mL) were used.



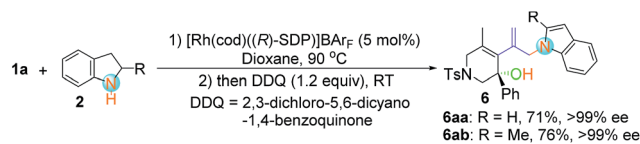
enantiomerically enriched hydroamination products with good yields (67–87%) and excellent enantioselectivities (97–99% ee). When 1,2,3,4-tetrahydroquinoline was used as the substrate, the desired product **3af** could also be obtained with excellent yield and ee value. However, the yield of **3ag** was slightly decreased when the N-heterocycle was extended to a 7-membered ring. As for non-cyclic secondary amines, the reactions proceeded smoothly to furnish the corresponding products **3ah–3aj** in good to excellent yields with outstanding ee values. In addition, **3ak** could be obtained with 2-anilinoethanol without the use of any protecting group. Disappointingly, none of the desired product was observed under the above conditions when dibenzylamine, diethylamine, morpholine, pyrrolidine and diphenylamine were employed (see Table S2 in the ESI†). It seems that the aryl group was essential because of its electronic nature.

Despite the diverse reactivity of indoles, we observed selective bond formation at the 3-position upon coupling of keto-VDCP **1a** and indoles to yield **5** as the only regioisomer (for details about optimization of the reaction conditions, please see Table S3 in the ESI†).²⁰ The structure of **5aa** has been unequivocally determined by X-ray diffraction.²¹ Then, we focused on developing an enantioselective cycloisomerization/cross coupling using indoles as the carbon nucleophile due to the importance of these heterocycles in natural and pharmaceutical products (Table 4). Efficient and selective indole–VDCP cross coupling occurs with a variety of indole substitution patterns. For example, a methyl group or methoxy group can be incorporated at the 2-, 5-, 6- and 7-positions of indole to afford the corresponding products in moderate yields, with up to 99% ee values (**5ab**, **5ac**, **5af**, and **5ag**). In comparison, a lower yield and ee value are observed with 5-bromolindole (**5ae**, 57% yield and 97% ee value). Moreover, we also observed better reactivity with indoles containing two electron-donating groups (**5ah** and **5ai**, up to 82% yield and 98% ee value).

Table 4 Substrate scope of the asymmetric hydroindolation of Keto-VDCP **1a** and indole **4**^{abc}



^a Reactions were performed with keto-VDCP **1a** (0.10 mmol), indole **4** (0.12 mmol), $[Rh(cod)Cl]_2$ (2.5 mol%), (R)-SDP (5.0 mol%), AgNTf₂ (5.0 mol%) and CuI (10.0 mol%) in toluene (1.0 mL) at 90 °C for 4–12 h. ^b Isolated yield. ^c Determined by HPLC on a chiral stationary phase.



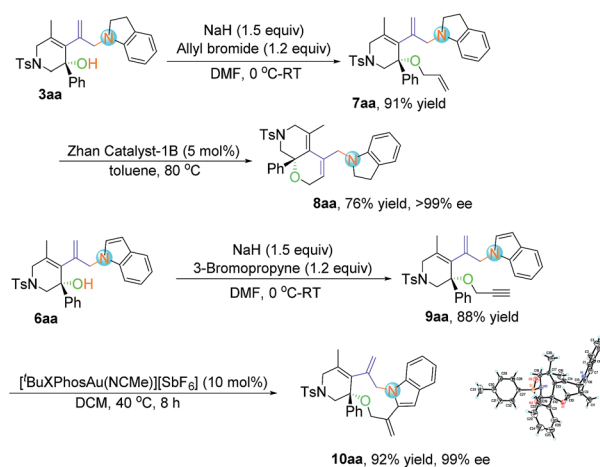
Scheme 2 One-pot asymmetric N1 allylic alkylation of indoles.

The enantioselective *N*-substitution of indoles has rarely been explored due to the weak acidity of the N–H group, despite the fact that the products are privileged structural motifs in natural alkaloids and biologically active compounds.²² A one-pot protocol was thus developed, using Rh-catalyzed asymmetric hydroamination and subsequent oxidative dehydroaromatization of indoline **2**, providing facile access to N1 allylic alkylation of indoles **6aa** in 71% yield with >99% ee value and **6ab** in 76% yield with >99% ee value (Scheme 2).

Considering the easy-to-handle functional groups in products **3** and **6**, further transformations of **3aa** and **6aa** were also examined (Scheme 3). The allyl-substituted product **7aa** could be obtained in 91% yield from **3aa** upon treatment with potassium carbonate and allyl bromide. The subsequent ruthenium-catalyzed intramolecular ring-closing olefin metathesis reaction of **7aa** gave the bicyclic derivative **8aa** in 71% yield with >99% ee. Its structure has been fully confirmed by NMR spectroscopic data including DEPT, COSY, HSQC and HMBC (see pages S112–S117 in the ESI†). Moreover, polycyclic indole **10aa** could be obtained from propargyl-substituted product **9aa** in the presence of $[Au(^t-BuXPhos)(NCMe)][SbF_6]$ (XPhos = 2-dicyclohexylphosphino-2',4',6'-triisopropylbiphenyl) (5 mol%) in 92% yield with 99% ee value. The absolute configuration of **10aa** has been determined to be *S* by X-ray diffraction. The ORTEP drawing is shown in Scheme 3 and the CIF data are summarized in the ESI.†²³

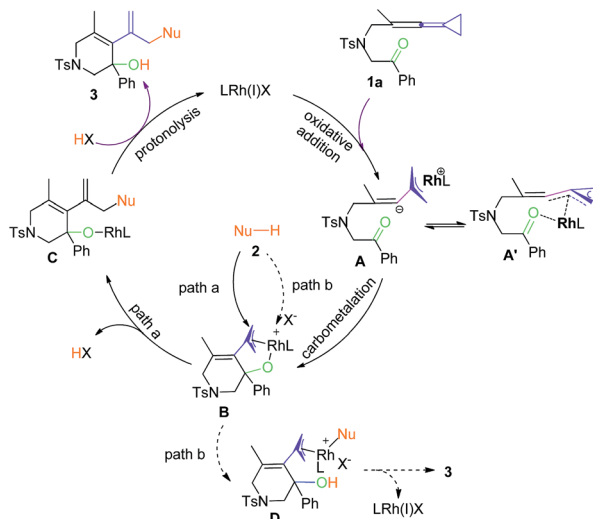
Mechanistic proposal

Proposed reaction pathways. A plausible reaction mechanism is proposed in Scheme 4 using **1a** as a model substrate for the asymmetric hydroamination and hydroindolation on the



Scheme 3 Derivatizations of the products **3aa** and **6aa**.





Scheme 4 A plausible reaction mechanism.

basis of previous literature and our own observations. We reasoned that a new TMM–Rh complex **A** or intermediate **A'** was generated from oxidative addition of the weaker distal C–C bond along with isomerization.²⁴ A subsequent ketone carbo-metalation of the TMM–Rh complex **A** led to an electrophilic Rh– π -allyl intermediate **B**. From this intermediate, there are two likely pathways for nucleophilic addition. In path a, the soft nucleophile can directly attack the π -allyl moiety and then generate the corresponding alkoxy Rh intermediate **C** after reduction. Protonolysis of the alkoxy Rh intermediate **C** would afford the final asymmetric hydroamination or hydroindolation product **3**. Alternatively, in path b, the nucleophile attacks the Rh metal center in complex **B** to provide complex **D**. Reductive elimination of **D** releases the desired hydrofunctionalization product. As widely accepted paradigms for classifying the nucleophilic attacking mode on transition metal *p*-allyl intermediates in the Tsuji–Trost reaction, the “soft” nucleophiles generally attack the π -allyl moiety while “hard” nucleophiles first attack the metal center (*via* transmetalation).²⁵ Thus, path a in Scheme 4 could be considered as a major process.

Conclusions

In conclusion, we have developed a novel Rh-catalyzed highly regio- and enantioselective hydrofunctionalization of keto-VDCPs with a wide range of soft nucleophiles. The combination of various secondary amines with keto-VDCPs could afford the hydroamination products in good to excellent yields with outstanding ee values. The highly enantioselective allylic alkylation at both of the C3 and N1 positions of indoles could be realized either by using indoles as nucleophiles directly or *via* a one-pot asymmetric hydroamination and subsequent oxidative dehydroaromatization of indolines. A new TMM–Rh model complex was proposed, which can act as a new atom economical Rh– π -allyl precursor at the same time. Moreover, the resulting multiple functionalized products could easily be transformed into more complex polyheterocycles under ruthenium or gold(i)

catalysis. Further investigations to examine the mechanistic details more extensively and exploration of new methodologies based on this novel TMM–metal complex generated from functionalized VDCPs are currently underway in our laboratory.

General procedure for the synthesis of product 3

A 10 mL dried tube was charged with keto-VDCP **1** (0.1 mmol, 1.0 equiv.) and [Rh(cod)(*R*-SDP)]BAR_F (2.5 mol%, 0.025 equiv.). The reaction tube was evacuated and backfilled with argon (repeated three times). Then, secondary amine **2** (0.12 mmol, 1.2 equiv.) and dioxane (1.0 mL) were added into the tube. The reaction mixture was stirred at 90 °C for 4–10 h. The solvent was removed under reduced pressure and the residue was purified by flash column chromatography (SiO₂) to give the corresponding product **3**.

Compound 3aa. A white solid, 91% yield (45 mg). M. P. 105–107 °C. ¹H NMR (CDCl₃, 400 MHz, TMS) δ 1.87 (s, 3H), 2.40 (s, 3H), 2.85 (d, *J* = 11.6 Hz, 1H), 2.87–2.91 (m, 2H), 2.95–3.02 (m, 1H), 3.09 (dd, *J*₁ = 8.0 Hz, *J*₂ = 16.0 Hz, 1H), 3.25 (d, *J* = 14.8 Hz, 1H), 3.43 (d, *J* = 14.8 Hz, 1H), 3.45 (d, *J* = 16.4 Hz, 1H), 3.52 (d, *J* = 11.6 Hz, 1H), 3.89 (d, *J* = 16.4 Hz, 1H), 4.72 (s, 1H), 4.82 (brs, 1H), 5.18 (d, *J* = 0.8 Hz, 1H), 6.26 (d, *J* = 7.6 Hz, 1H), 6.70 (dd, *J*₁ = 7.2 Hz, *J*₂ = 7.6 Hz, 1H), 6.99 (dd, *J*₁ = 7.2 Hz, *J*₂ = 7.6 Hz, 1H), 7.06 (d, *J* = 7.2 Hz, 1H), 7.24–7.33 (m, 5H), 7.46 (d, *J* = 8.4 Hz, 2H), 7.62 (d, *J* = 8.8 Hz, 2H). ¹³C NMR (CDCl₃, 100 MHz, TMS) δ 18.6, 21.5, 28.4, 49.6, 54.1, 57.0, 57.3, 72.6, 108.9, 119.2, 119.8, 124.4, 126.5, 127.13, 127.15, 127.75, 127.77, 129.7, 130.4, 130.5, 133.0, 136.1, 141.4, 143.1, 143.6, 151.5. IR (CH₂Cl₂) ν 2971, 2920, 2850, 2360, 2342, 1603, 1518, 1486, 1456, 1343, 1305, 1249, 1158, 1090, 1022, 988, 911, 873, 857, 811, 749, 705 cm⁻¹. HRMS (ESI) calcd for C₃₀H₃₃N₂O₃S (M + H)⁺: 501.2206, found: 501.2198. Enantiomeric excess was determined by HPLC with a Chiralcel AD-H column [λ = 254 nm; eluent: hexane/isopropanol = 80/20; flow rate: 0.50 mL min⁻¹; *t*_{minor} = 26.03 min, *t*_{major} = 23.03 min; ee% > 99%; [α]_D²⁰ = +26.2 (c 1.00, CH₂Cl₂)].

General procedure for the synthesis of product 5

A 10 mL dried tube was charged with Keto-VDCP **1a** (0.1 mmol, 1.0 equiv.), [Rh(COD)Cl]₂ (0.0025 mmol, 0.025 equiv.), (*R*)-SDP (0.005 mmol, 0.05 equiv.), AgNTf₂ (0.005 mmol, 0.05 equiv.) and CuI (0.010 mmol, 0.10 equiv.). The reaction tube was evacuated and backfilled with argon (repeated three times). Then, indole **4** (0.12 mmol, 1.2 equiv.) and toluene (1.0 mL) were added into the tube. The reaction mixture was stirred at 90 °C for 4–10 h. The solvent was removed under reduced pressure and the residue was purified by flash column chromatography (SiO₂) to give the corresponding product **5**.

Compound 5aa. A white solid, 55% yield (27 mg). M. P. 183–185 °C. ¹H NMR (400 MHz, CDCl₃, TMS) δ 1.66 (s, 3H), 2.42 (s, 3H), 2.87 (s, 1H), 2.95 (d, *J* = 11.6 Hz, 1H), 3.17 (d, *J* = 17.2 Hz, 1H), 3.29 (d, *J* = 17.2 Hz, 1H), 3.38 (d, *J* = 16.0 Hz, 1H), 3.48 (d, *J* = 11.6 Hz, 1H), 3.78 (d, *J* = 16.0 Hz, 1H), 4.60 (s, 1H), 4.82 (d, *J* = 1.6 Hz, 1H), 6.79 (d, *J* = 3.0 Hz, 1H), 6.94–6.98 (m, 1H), 7.05 (d, *J* = 8.0 Hz, 1H), 7.09–7.13 (m, 1H), 7.28–7.36 (m, 6H), 7.50 (d, *J* = 8.0 Hz, 2H), 7.62 (d, *J* = 8.0 Hz, 2H), 7.92 (s, 1H). ¹³C NMR



(100 MHz, CDCl₃, TMS) δ 18.3, 21.5, 32.5, 49.5, 57.6, 72.8, 110.9, 112.8, 117.7, 119.0, 119.3, 121.7, 122.7, 126.6, 127.24, 127.78, 127.83, 128.6, 129.8, 132.5, 136.2, 137.9, 141.9, 143.9, 144.5. IR (CH₂Cl₂): ν 3455, 3328, 3062, 3031, 2970, 2921, 2848, 2820, 2360, 2342, 1598, 1491, 1447, 1393, 1346, 1184, 1169, 1153, 1107, 1090, 1051, 1039, 1018, 982, 944, 918, 900, 860, 809, 742, 703, 677, 661 cm⁻¹. HRMS (ESI) calcd for C₃₀H₃₄N₃O₃S (M + NH₄)⁺: 516.2315, found: 516.2310. Enantiomeric excess was determined by HPLC with a Chiralcel IC-H column [λ = 254 nm; eluent: hexane/isopropanol = 80/20; flow rate: 0.50 mL min⁻¹; t_{minor} = 13.68 min, t_{major} = 18.18 min; ee% > 99%; [α]_D²⁰ = +38.2 (c 1.00, CH₂Cl₂)].

Typical procedure for the preparation of compound 6aa

To a flame dried Schlenk tube were added compound 3aa (0.2 mmol), NaH (60% dispersion in mineral oil, 1.5 equiv.) and DMF (2.0 mL). The reaction mixture was stirred at 0 °C for 0.5 h before allyl bromide (1.2 equiv.) was added. The reaction mixture was stirred at 0 °C for another 4 h. Then, the reaction mixture was diluted with cold water and extracted with ether (4 mL \times 3) and the combined organics were dried over anhydrous Na₂SO₄. The solvent was removed under reduced pressure and the residue was purified by flash column chromatography (SiO₂) to give the corresponding product 7aa.

Under an argon atmosphere, compound 7aa (0.1 mmol, 1.0 equiv.), Zhan-catalyst-1B (0.10 equiv.) and toluene (10 mL) were added into a Schlenk tube and then the mixture was heated at 80 °C for 12 h. Then, the solvent was removed under reduced pressure and the residue was purified by flash column chromatography (SiO₂) to give the corresponding product 8aa.

Compound 8aa. A white solid, 76% yield (39 mg). M. P. 90–92 °C. ¹H NMR (CDCl₃, 400 MHz, TMS) δ 1.98 (s, 3H), 2.39 (s, 3H), 2.76 (d, J = 10.8 Hz, 1H), 2.82–2.95 (m, 2H), 3.06–3.17 (m, 2H), 3.27 (d, J = 17.2 Hz, 1H), 3.79–3.85 (m, 2H), 4.00 (d, J = 16.0 Hz, 2H), 4.07 (d, J = 18.0 Hz, 1H), 4.20 (d, J = 18.0 Hz, 1H), 5.65 (s, 1H), 6.30 (d, J = 8.0 Hz, 1H), 6.63 (dd, J_1 = 6.8 Hz, J_2 = 7.2 Hz, 1H), 6.96 (dd, J_1 = 7.2 Hz, J_2 = 7.6 Hz, 1H), 7.05 (d, J = 7.2 Hz, 1H), 7.20 (d, J = 8.0 Hz, 2H), 7.28–7.33 (m, 5H), 7.44 (d, J = 8.4 Hz, 2H). ¹³C NMR (CDCl₃, 125 MHz, TMS) δ 18.7, 21.5, 28.4, 51.3, 53.9, 54.8, 55.5, 61.9, 76.0, 106.8, 117.7, 124.4, 126.4, 127.16, 127.22, 127.38, 127.49, 127.63, 127.74, 127.95, 129.5, 129.9, 130.0, 133.2, 140.5, 143.5, 152.0. IR (CH₂Cl₂) ν 3060, 3021, 2920, 2828, 2161, 1980, 1606, 1489, 1448, 1351, 1304, 1253, 1159, 1131, 1089, 1056, 1010, 958, 902, 813, 747, 704 cm⁻¹. HRMS (ESI) calcd for C₃₁H₃₃N₂O₃S (M + H)⁺: 513.2206, found: 513.2211. Enantiomeric excess was determined by HPLC with a Chiralcel IC-H column [λ = 230 nm; eluent: hexane/isopropanol = 80/20; flow rate: 0.50 mL min⁻¹; t_{minor} = 37.50 min, t_{major} = 52.10 min; ee% > 99%; [α]_D²⁰ = -105.1 (c 1.00, CH₂Cl₂)].

Typical procedure for the preparation of compound 10aa

To a flame dried Schlenk tube were added compound 6aa (0.2 mmol), NaH (60% dispersion in mineral oil, 1.5 equiv.) and DMF (2.0 mL). The reaction mixture was stirred at 0 °C for 0.5 h before 3-bromopropyne bromide (1.2 equiv.) was added. The

reaction mixture was stirred at 0 °C for another 4 h. Then, the reaction mixture was diluted with cold water and extracted with ether (4 mL \times 3) and the combined organics were dried over anhydrous Na₂SO₄. The solvent was removed under reduced pressure and the residue was purified by flash column chromatography (SiO₂) to give the corresponding product 9aa.

To a flame dried Schlenk tube were added 9aa (0.1 mmol, 1.0 equiv.), [Au(^tBuXPhos)(NCMe)][SbF₆] (10 mol%) and DCM (2.0 mL), and the resulting mixture was stirred at 10 °C for 8 h. The solvent was removed under reduced pressure and the residue was purified by flash column chromatography (SiO₂) to give the corresponding product 10aa.

Compound 10aa. A white solid, 92% yield (49 mg). M. P. 190–192 °C. ¹H NMR (CDCl₃, 400 MHz, TMS) δ 1.41 (s, 3H), 2.39 (s, 3H), 2.75 (d, J = 12.4 Hz, 1H), 3.41 (d, J = 16.0 Hz, 1H), 3.85 (d, J = 16.0 Hz, 1H), 3.96 (d, J = 12.4 Hz, 1H), 4.25 (d, J = 14.8 Hz, 1H), 4.67–4.72 (s, 2H), 4.95 (d, J = 11.6 Hz, 1H), 5.04 (d, J = 14.8 Hz, 1H), 5.41 (s, 1H), 5.57 (s, 1H), 5.61 (d, J = 2.0 Hz, 1H), 6.29 (s, 1H), 7.03–7.13 (m, 2H), 7.20–7.23 (m, 1H), 7.26–7.29 (m, 5H), 7.40 (d, J = 7.6 Hz, 2H), 7.55 (m, 3H). ¹³C NMR (CDCl₃, 125 MHz, TMS) δ 18.2, 21.6, 49.4, 52.5, 57.0, 68.2, 78.4, 101.6, 110.1, 119.6, 120.5, 121.5, 122.0, 123.4, 126.8, 127.2, 127.8, 128.1, 129.9, 130.7, 132.1, 135.2, 138.9, 139.1, 141.1, 142.5, 143.7, 144.0 cm⁻¹. IR (CH₂Cl₂) ν 3027, 2920, 2856, 2804, 2360, 2340, 1631, 1600, 1533, 1492, 1458, 1449, 1403, 1386, 1344, 1331, 1309, 1252, 1224, 1170, 1160, 1108, 1093, 1055, 1018, 977, 958, 935, 895, 860, 807, 788, 764, 757, 743, 706, 664 cm⁻¹. HRMS (ESI) calcd for C₃₃H₃₃N₂O₃S (M + H)⁺: 537.2206, found: 537.2200. Enantiomeric excess was determined by HPLC with a Chiralcel IC-H column [λ = 254 nm; eluent: hexane/isopropanol = 80/20; flow rate: 0.50 mL min⁻¹; t_{minor} = 15.70 min, t_{major} = 18.88 min; ee% = 99%; [α]_D²⁰ = 37.7 (c 1.00, CH₂Cl₂)].

Conflicts of interest

There are no conflicts to declare.

Acknowledgements

We are grateful for the financial support from the National Basic Research Program of China [(973)-2015CB856603], the Strategic Priority Research Program of the Chinese Academy of Sciences (grant no. XDB20000000 and sioczz201808), the National Natural Science Foundation of China (20472096, 21372241, 21572052, 20672127, 21421091, 21372250, 21121062, 21302203, 21772037, 21772226, 20732008 and 21772037), and the Fundamental Research Funds for the Central Universities (222201717003).

References

- For selected reviews on allylic substitutions, see (a) R. L. Grange, E. A. Clizbe and P. A. Evans, *Synthesis*, 2016, **48**, 2911–2968; (b) S. Oliver and P. A. Evans, *Synthesis*, 2013, **45**, 3179–3198; (c) Z. Lu and S.-M. Ma, *Angew. Chem., Int. Ed.*, 2008, **47**, 258–297; (d) B. M. Stoltz and J. T. Mohr,



- Chem. Asian J.*, 2007, **2**, 1476–1491; (e) H. Miyabe and Y. Takemoto, *Synlett*, 2005, **2005**, 1641–1655; (f) G. Helmchen, *J. Org. Chem.*, 1999, **576**, 203–214; (g) B. M. Trost and D. L. V. Vranken, *Chem. Rev.*, 1996, **96**, 395–422.
- 2 For selected reviews on the applications of allylic substitutions in organic synthesis, see (a) J.-P. Qu and G. Helmchen, *Acc. Chem. Res.*, 2017, **50**, 2539–2555; (b) A. D. Hutters, E. D. Styduhar and N. K. Garg, *Angew. Chem., Int. Ed.*, 2012, **51**, 3758–3765; (c) B. M. Trost and M. L. Crawley, *Chem. Rev.*, 2003, **103**, 2921–2944.
- 3 For selected examples of allylic C–H functionalization, see (a) G.-Y. Yin, Y.-C. Wu and G.-S. Liu, *J. Am. Chem. Soc.*, 2010, **132**, 11978–11987; (b) G.-S. Liu and S. S. Stahl, *J. Am. Chem. Soc.*, 2007, **129**, 6328–6335; (c) M. S. Chen and M. C. White, *J. Am. Chem. Soc.*, 2004, **126**, 1346–1347.
- 4 For selected reviews on allylic substitutions *via* allylic alcohols, see (a) N. Butt, G.-Q. Yang and W.-B. Zhang, *Chem. Rec.*, 2016, **16**, 2683–2692; (b) N. A. Butt and W.-B. Zhang, *Chem. Soc. Rev.*, 2015, **44**, 7929–7967; (c) B. Sundararaju, M. Achard and C. Bruneau, *Chem. Soc. Rev.*, 2012, **41**, 4467–4483; (d) M. Bandini, *Angew. Chem., Int. Ed.*, 2011, **50**, 994–995; (e) K. J. Szabó, *Synlett*, 2006, **2006**, 811–824; (f) Y. Tamaru, *Eur. J. Org. Chem.*, 2005, **2005**, 2647–2656; (g) J. Muzart, *Tetrahedron*, 2005, **61**, 4179–4212.
- 5 For selected examples on allylic substitutions *via* allylic alcohols, see (a) J.-Y. Jing, X.-H. Huo, J.-F. Shen, J.-K. Fu, Q.-H. Meng and W.-B. Zhang, *Chem. Commun.*, 2017, **53**, 5151–5154; (b) X.-H. Huo, G.-Q. Yang, D.-L. Liu, Y.-G. Liu, I. D. Gridnev and W.-B. Zhang, *Angew. Chem., Int. Ed.*, 2014, **53**, 6776–6780; (c) R. Shibuya, L. Lin, Y. Nakahara, K. Mashima and T. Ohshima, *Angew. Chem., Int. Ed.*, 2014, **53**, 4377–4381; (d) Y.-X. Li, Q.-Q. Xuan, L. Liu, D. Wang, Y.-J. Chen and C.-J. Li, *J. Am. Chem. Soc.*, 2013, **135**, 12536–12539; (e) K. Das, R. Shibuya, Y. Nakahara, N. Germain, T. Ohshima and K. Mashima, *Angew. Chem., Int. Ed.*, 2012, **51**, 150–154; (f) G.-X. Jiang and B. List, *Angew. Chem., Int. Ed.*, 2011, **50**, 9471–9474; (g) T. Ohshima, Y. Miyamoto, J. Ipposhi, Y. Nakahara, M. Utsunomiya and K. Mashima, *J. Am. Chem. Soc.*, 2009, **131**, 14317–14328; (h) C. Defieber, M. A. Ariger, P. Moriel and E. M. Carreira, *Angew. Chem., Int. Ed.*, 2007, **46**, 3139–3143; (i) F. Ozawa, H. Okamoto, S. Kawagishi, S. Yamamoto, T. Minami and M. Yoshifuji, *J. Am. Chem. Soc.*, 2002, **124**, 10968–10969.
- 6 B. M. Trost, *Science*, 1991, **254**, 1471–1477.
- 7 (a) N. T. Patil, N. K. Pahadi and Y. Yamamoto, *Can. J. Chem.*, 2005, **83**, 569–573; (b) N. T. Patil, N. K. Pahadi and Y. Yamamoto, *Synthesis*, 2004, **2004**, 2186–2190; (c) N. T. Patil, F. Nawaz Khan and Y. Yamamoto, *Tetrahedron Lett.*, 2004, **45**, 8497–8499; (d) N. T. Patil, I. Kadota, A. Shibuya, Y. S. Gyoung and Y. Yamamoto, *Adv. Synth. Catal.*, 2004, **346**, 800–804; (e) I. Kadota, A. Shibuya, Y. S. Gyoung and Y. Yamamoto, *J. Am. Chem. Soc.*, 1998, **120**, 10262–10263; (f) M. Al-Masum and Y. Yamamoto, *J. Am. Chem. Soc.*, 1998, **120**, 3809–3810; (g) Y. Yamamoto, M. Al-Masum, N. Fujiwara and N. Asao, *Tetrahedron Lett.*, 1995, **36**, 2811–2814; (h) B. M. Trost and V. J. Gerusz, *J. Am. Chem. Soc.*, 1995, **117**, 5156–5157; (i) Y. Yamamoto, M. Al-Masum and N. Asao, *J. Am. Chem. Soc.*, 1994, **116**, 6019–6020; (j) B. M. Trost, W. Brieden and K. H. Baringhaus, *Angew. Chem., Int. Ed.*, 1992, **31**, 1335–1336.
- 8 For examples of the use of allenes as electrophilic allylmetal precursors, see (a) D. Berthold and B. Breit, *Org. Lett.*, 2018, **20**, 598–601; (b) S. Parveen, C. Li, A. Hassan and B. Breit, *Org. Lett.*, 2017, **19**, 2326–2329; (c) H. Zhou, Y.-N. Wang, L. Zhang, M. Cai and S.-Z. Luo, *J. Am. Chem. Soc.*, 2017, **139**, 3631–3634; (d) Z. Liu and B. Breit, *Angew. Chem., Int. Ed.*, 2016, **55**, 8440–8443; (e) A. B. Pritzius and B. Breit, *Angew. Chem., Int. Ed.*, 2015, **54**, 3121–3125; (f) K. L. Butler, M. Tragni and R. A. Widenhoefer, *Angew. Chem., Int. Ed.*, 2012, **51**, 5175–5178; (g) T. Kawamoto, S. Hirabayashi, X.-X. Guo, T. Nishimura and T. Hayashi, *Chem. Commun.*, 2009, **0**, 3528–3530; (h) R. L. LaLonde, B. D. Sherry, E. J. Kang and F. D. Toste, *J. Am. Chem. Soc.*, 2007, **129**, 2452–2453; (i) J. S. Johnson and R. G. Bergman, *J. Am. Chem. Soc.*, 2001, **123**, 2923–2924.
- 9 For examples of the use of allenes as nucleophilic allylmetal precursors, see (a) B. Sam, T. Luong and M. J. Krische, *Angew. Chem., Int. Ed.*, 2015, **54**, 5465–5469; (b) J. R. Zbieg, E. L. McInturff, J. C. Leung and M. J. Krische, *J. Am. Chem. Soc.*, 2011, **133**, 1141–1144; (c) J. Moran, A. Preetz, R. A. Mesch and M. J. Krische, *Nat. Chem.*, 2011, **3**, 287–290; (d) S. B. Han, I. S. Kim, H. Han and M. J. Krische, *J. Am. Chem. Soc.*, 2009, **131**, 6916–6917; (e) E. Skucas, J. R. Zbieg and M. J. Krische, *J. Am. Chem. Soc.*, 2009, **131**, 5054–5055.
- 10 For selected examples of the use of alkynes as electrophilic allylmetal precursors, see (a) J. Zheng and B. Breit, *Org. Lett.*, 2018, **20**, 1866–1870; (b) F. A. Cruz and V. M. Dong, *J. Am. Chem. Soc.*, 2017, **139**, 1029–1032; (c) F. A. Cruz, Y.-M. Zhu, Q. D. Tercenio, Z.-M. Shen and V. M. Dong, *J. Am. Chem. Soc.*, 2017, **139**, 10641–10644; (d) Q.-A. Chen, Z.-W. Chen and V. M. Dong, *J. Am. Chem. Soc.*, 2015, **137**, 8392–8395; (e) A. Lumbroso, N. Abermil and B. Breit, *Chem. Sci.*, 2012, **3**, 789–793; (f) A. Lumbroso, P. Koschker, N. R. Vautravers and B. Breit, *J. Am. Chem. Soc.*, 2011, **133**, 2386–2389; (g) N. T. Patil, L. M. Lutete, H.-Y. Wu, N. K. Pahadi, I. D. Gridnev and Y. Yamamoto, *J. Org. Chem.*, 2006, **71**, 4270–4279; (h) G. B. Bajracharya, Z.-B. Huo and Y. Yamamoto, *J. Org. Chem.*, 2005, **70**, 4883–4886; (i) I. Kadota, L. M. Lutete, A. Shibuya and Y. Yamamoto, *Tetrahedron Lett.*, 2001, **42**, 6207–6210.
- 11 For examples of the use of alkynes as nucleophilic allylmetal precursors, see (a) T. Liang, W. Zhang and M. J. Krische, *J. Am. Chem. Soc.*, 2015, **137**, 16024–16027; (b) T. Liang, K. D. Nguyen, W.-D. Zhang and M. J. Krische, *J. Am. Chem. Soc.*, 2015, **137**, 3161–3164; (c) B. Y. Park, K. D. Nguyen, M. R. Chaulagain, V. Komanduri and M. J. Krische, *J. Am. Chem. Soc.*, 2014, **136**, 11902–11905; (d) Y. Obora, S. Hatanaka and Y. Ishii, *Org. Lett.*, 2009, **11**, 3510–3513.
- 12 For examples of the use of dienes as electrophilic allylmetal precursors, see (a) N. J. Adamson, K. C. E. Wilbur and S. J. Malcolmson, *J. Am. Chem. Soc.*, 2018, **140**, 2761–2764;



- (b) J. S. Marcum, C. C. Roberts, R. S. Manan, T. N. Cervarich and S. J. Meek, *J. Am. Chem. Soc.*, 2017, **139**, 15580–15583; (c) N. J. Adamson, E. Hull and S. J. Malcolmson, *J. Am. Chem. Soc.*, 2017, **139**, 7180–7183; (d) X.-H. Yang and V. M. Dong, *J. Am. Chem. Soc.*, 2017, **139**, 1774–1777; (e) X.-H. Yang, A. Lu and V. M. Dong, *J. Am. Chem. Soc.*, 2017, **139**, 14049–14052; (f) M. J. Goldfogel and S. J. Meek, *Chem. Sci.*, 2016, **7**, 4079–4084; (g) Y. N. Timsina, R. K. Sharma and T. V. RajanBabu, *Chem. Sci.*, 2015, **6**, 3994–4008; (h) D. Banerjee, K. Junge and M. Beller, *Angew. Chem., Int. Ed.*, 2014, **53**, 1630–1635; (i) L.-Y. Liao and M. S. Sigman, *J. Am. Chem. Soc.*, 2010, **132**, 10209–10211.
- 13 For examples of the use of dienes as nucleophilic allylmetal precursors, see (a) K. D. Nguyen, D. Herkommer and M. J. Krische, *J. Am. Chem. Soc.*, 2016, **138**, 14210–14213; (b) B. Y. Park, T. P. Montgomery, V. J. Garza and M. J. Krische, *J. Am. Chem. Soc.*, 2013, **135**, 16320–16323; (c) A. Köpfer, B. Sam, B. Breit and M. J. Krische, *Chem. Sci.*, 2013, **4**, 1876–1880; (d) J. R. Zbieg, E. Yamaguchi, E. L. McInturff and M. J. Krische, *Science*, 2012, **336**, 324–327; (e) E. L. McInturff, E. Yamaguchi and M. J. Krische, *J. Am. Chem. Soc.*, 2012, **134**, 20628–20631.
- 14 For some more recent papers related to VDCPs, please see (a) S. Yang, K.-H. Rui, X.-Y. Tang, Q. Xu and M. Shi, *J. Am. Chem. Soc.*, 2017, **139**, 5957–5964; (b) S. Yang, Q. Xu and M. Shi, *Chem.–Eur. J.*, 2016, **22**, 10387–10392; (c) S. Yang, W. Yuan, Q. Xu and M. Shi, *Chem.–Eur. J.*, 2015, **21**, 15964–15969; (d) D.-Y. Li, Y. Wei, I. Marek, X.-Y. Tang and M. Shi, *Chem. Sci.*, 2015, **6**, 5519–5525; (e) D.-H. Zhang, X.-Y. Tang and M. Shi, *Acc. Chem. Res.*, 2014, **47**, 913–924; (f) A. V. Stepakov, A. G. Larina, V. M. Boitsov, V. V. Gurzhiy, A. P. Molchanov and R. R. Kostikov, *Tetrahedron Lett.*, 2014, **55**, 2022–2026; (g) M.-Z. Miao, J. Cao, J.-J. Zhang, X. Huang and L.-L. Wu, *J. Org. Chem.*, 2013, **78**, 2687–2692; (h) B.-L. Lu and M. Shi, *Angew. Chem., Int. Ed.*, 2011, **50**, 12027–12031; (i) M. Shi, L.-X. Shao, J.-M. Lu, Y. Wei, K. Mizuno and H. Maeda, *Chem. Rev.*, 2010, **110**, 5883–5913; (j) N. U. Zhanpeisov, K. Mizuno, M. Anpo and J. Leszczynski, *Int. J. Quantum Chem.*, 2004, **96**, 343–348; (k) H. Maeda, T. Hirai, A. Sugimoto and K. Mizuno, *J. Org. Chem.*, 2003, **68**, 7700–7706; (l) K. Mizuno, H. Maeda, H. Sugita, S. Nishioka, T. Hirai and A. Sugimoto, *Org. Lett.*, 2001, **3**, 581–584.
- 15 (a) H. Y. Lee, *Acc. Chem. Res.*, 2015, **48**, 2308–2319; (b) P. Dowd, *Acc. Chem. Res.*, 1972, **5**, 242–248; (c) B. M. Trost, *Angew. Chem., Int. Ed.*, 1986, **25**, 1–20; (d) B. M. Trost and D. M. T. Chan, *J. Am. Chem. Soc.*, 1979, **101**, 6429–6432.
- 16 For some selected papers related to TMM, please see (a) B. M. Trost and L. Debien, *J. Am. Chem. Soc.*, 2015, **137**, 11606–11609; (b) B. M. Trost, V. Ehmke, B. M. O'Keefe and D. A. Bringley, *J. Am. Chem. Soc.*, 2014, **136**, 8213–8216; (c) B. M. Trost, D. A. Bringley, T. Zhang and N. Cramer, *J. Am. Chem. Soc.*, 2013, **135**, 16720–16735; (d) B. M. Trost, T. M. Lam and M. A. Herbage, *J. Am. Chem. Soc.*, 2013, **135**, 2459–2461; (e) B. M. Trost and D. A. Bringley, *Angew. Chem., Int. Ed.*, 2013, **52**, 4466–4469; (f) E. E. Schultz and R. Sarpong, *J. Am. Chem. Soc.*, 2013, **135**, 4696–4699; (g) B. M. Trost and S. M. Silverman, *J. Am. Chem. Soc.*, 2012, **134**, 4941–4954; (h) B. M. Trost and T. M. Lam, *J. Am. Chem. Soc.*, 2012, **134**, 11319–11321; (i) B. M. Trost, S. M. Silverman and J. P. Stambuli, *J. Am. Chem. Soc.*, 2011, **133**, 19483–19497.
- 17 (a) A. J. Kochanowska-Karamyan and M. T. Hamann, *Chem. Rev.*, 2010, **110**, 4489–4497; (b) S. E. O'Connor and J. J. Maresh, *Nat. Prod. Rep.*, 2006, **23**, 532–547; (c) M. Somei and F. Yamada, *Nat. Prod. Rep.*, 2004, **21**, 278–311; (d) D. J. Faulkner, *Nat. Prod. Rep.*, 2002, **19**, 1–49; (e) J. Bosch and M. L. Bennasar, *Synlett*, 1995, **1995**, 587–596.
- 18 The crystal data of *rac-3aa* have been deposited at the CCDC with number 1538522.†
- 19 I. Krossing and I. Raabe, *Angew. Chem., Int. Ed.*, 2004, **43**, 2066–2090.
- 20 For examples of the asymmetric C3 alkylation of indoles *via* allylic substitutions, see (a) S. Gao, Z.-J. Wu, X.-X. Fang, A.-J. Lin and H.-Q. Yao, *Org. Lett.*, 2016, **18**, 3906–3909; (b) B. Feng, X.-Y. Pu, Z.-C. Liu, W.-J. Xiao and J.-R. Chen, *Org. Chem. Front.*, 2016, **3**, 1246–1249; (c) Y.-L. Liu and H.-F. Du, *Org. Lett.*, 2013, **15**, 740–743; (d) Z.-Q. Liu, Z.-P. Cao and H.-F. Du, *Org. Biomol. Chem.*, 2011, **9**, 5369–5372; (e) T. Hoshi, K. Sasaki, S. Sato, Y. Ishii, T. Suzuki and H. Hagiwara, *Org. Lett.*, 2011, **13**, 932–935; (f) Z.-P. Cao, Y.-L. Liu, Z.-Q. Liu, X.-Q. Feng, M.-Y. Zhuang and H.-F. Du, *Org. Lett.*, 2011, **13**, 2164–2167; (g) K. Onitsuka, C. Kameyama and H. Sasai, *Chem. Lett.*, 2009, **38**, 444–445.
- 21 The crystal data of *rac-5aa* have been deposited at the CCDC with number 1525845.†
- 22 For examples of the asymmetric N-substitution of indoles, see (a) K.-Y. Ye, Q. Cheng, C.-X. Zhuo, L. X. Dai and S.-L. You, *Angew. Chem., Int. Ed.*, 2016, **55**, 8113–8116; (b) W.-B. Liu, X. Zhang, L.-X. Dai and S.-L. You, *Angew. Chem., Int. Ed.*, 2012, **51**, 5183–5187; (c) B. M. Trost, M. Osipov and G.-B. Dong, *J. Am. Chem. Soc.*, 2010, **132**, 15800–15807; (d) L. Hong, W.-S. Sun, C.-X. Liu, L. Wang and R. Wang, *Chem.–Eur. J.*, 2010, **16**, 440–444; (e) Q. Cai, C. Zheng and S.-L. You, *Angew. Chem., Int. Ed.*, 2010, **49**, 8666–8669; (f) L. M. Stanley and J. F. Hartwig, *Angew. Chem., Int. Ed.*, 2009, **48**, 7841–7844; (g) H.-L. Cui, X. Feng, J. Peng, J. Lei, K. Jiang and Y.-C. Chen, *Angew. Chem., Int. Ed.*, 2009, **48**, 5737–5740; (h) M. Bandini, A. Eichholzer, M. Tragni and A. Umami-Ronchi, *Angew. Chem., Int. Ed.*, 2008, **47**, 3238–3241.
- 23 The crystal data of **10aa** have been deposited at the CCDC with number 1822276.†
- 24 (a) Y. Su, P. A. Inglesby and P. A. Evans, *Angew. Chem., Int. Ed.*, 2018, **57**, 673–677; (b) S. Mazumder, D. Shang, D. E. Negru, M. H. Baik and P. A. Evans, *J. Am. Chem. Soc.*, 2012, **134**, 20569–20572.
- 25 (a) H. Matsushita and E. J. Negishi, *J. Chem. Soc., Chem. Commun.*, 1982, 160–161; (b) B. M. Trost and T. R. Verhoeven, *J. Org. Chem.*, 1976, **41**, 3215–3216.

