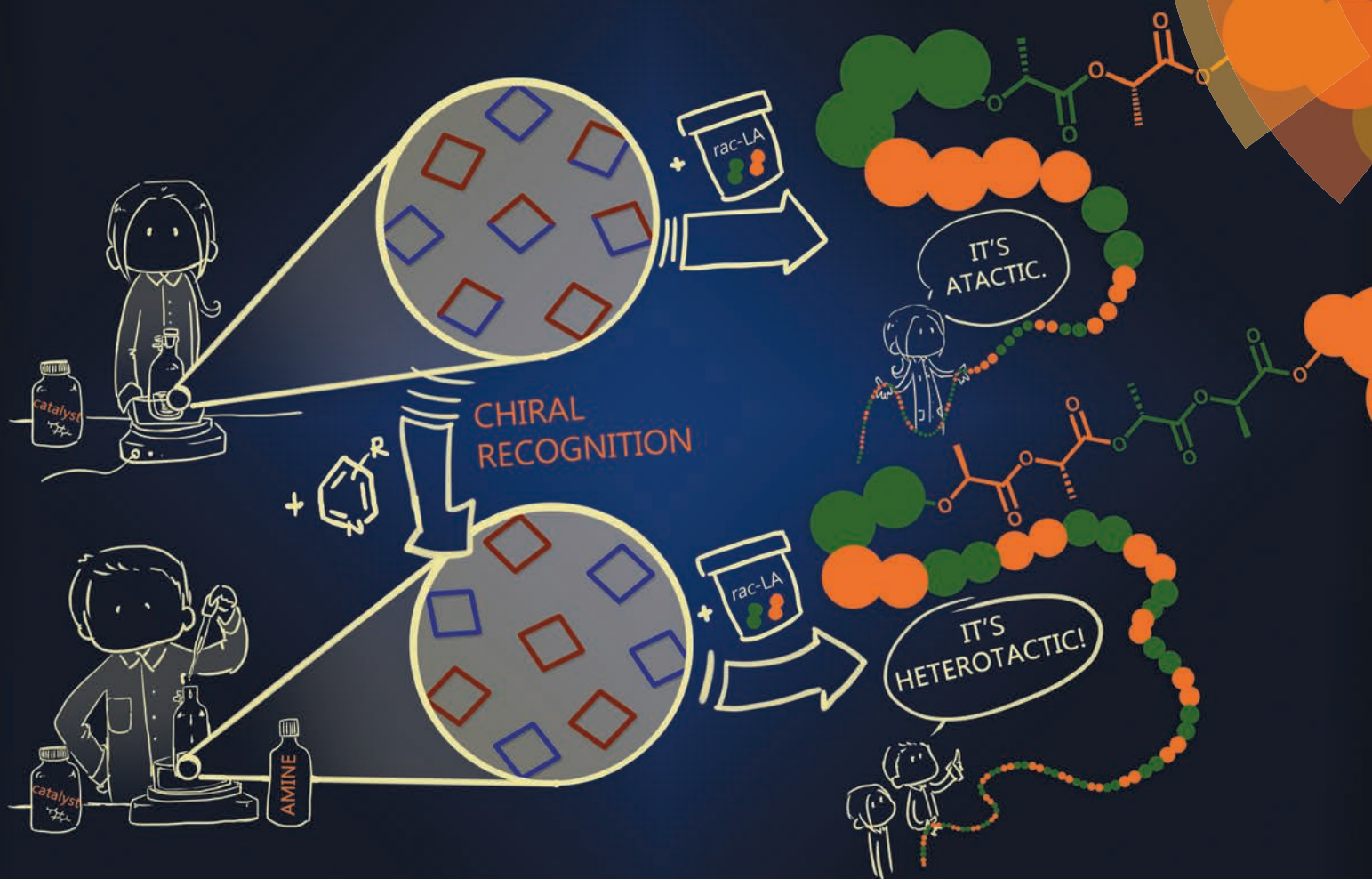


Polymer Chemistry

www.rsc.org/polymers



ISSN 1759-9954



PAPER
P. Horeglad *et al.*
Controlling the stereoselectivity of *rac*-LA polymerization by chiral recognition induced the formation of homochiral dimeric metal alkoxides

175 YEARS



Cite this: *Polym. Chem.*, 2016, 7, 2022

Controlling the stereoselectivity of *rac*-LA polymerization by chiral recognition induced the formation of homochiral dimeric metal alkoxides†

P. Horeglad,^{*a} M. Cybularczyk,^{a,b} A. Litwińska,^b A. M. Dąbrowska,^{a,b} M. Dranka,^c G. Z. Żukowska,^c M. Urbańczyk^{a,d} and M. Michalak^e

Using dimeric dialkylgallium and dialkylindium alkoxide catalysts for the polymerization of *rac*-lactide (*rac*-LA), we have shown for the first time that the formation of homochiral dimeric species [Me₂MOR]₂ (M = Ga, In), induced by chiral recognition of monomeric Me₂MOR units in the presence of Lewis base, leads to an increase of the heteroselectivity of the ring opening polymerization (ROP) of *rac*-LA, and therefore provides a new tool for controlling the stereoselectivity of the polymerization of heterocyclic monomers. To explain the origin of the heteroselectivity of the [Me₂Ga(μ-OCH(Me)CO₂Me)]₂/Lewis base system in the ROP of *rac*-LA, structure of (*S,S*)-[Me₂Ga(μ-OCH(Me)CO₂Me)]₂ ((*S,S*)-**1**) and *rac*-[Me₂Ga(μ-OCH(Me)CO₂Me)]₂ (**1**) in the absence and presence of tertiary amines and pyridines was investigated. Studies were further extended by analysis of the structure/activity data for both (*S,S*)-[Me₂In(μ-OCH(Me)CO₂Me)]₂ ((*S,S*)-**2**) and *rac*-[Me₂In(μ-OCH(Me)CO₂Me)]₂ (**2**). Contrary to gallium complex **1**, which exists in a solution as equimolar mixture of homo- and heterochiral diastereomers, an excess of homochiral (*R*,R**)-**2** species was observed in the case of **2**. For both the Ga and In complexes, the interaction of amines with the metal center increased the tendency for the formation of homochiral species with retention of the dimeric structure in the solution. This tendency was additionally demonstrated by the structure of model dialkylgallium (**3**) and indium (**4**) complexes with monoanionic ligands possessing chiral centers in the α-position to the alkoxide oxygen and pyridine functionalities. The polymerization of *rac*-LA with gallium and indium catalysts (*S,S*)-**1** and (*S,S*)-**2** resulted in the formation of heterotactically enriched polylactide (PLA) (*P_r* = 0.50–0.85) and (*P_r* = 0.54–0.72), respectively. The heteroselectivity of the investigated systems was in line with the excess of the homochiral catalytic species. The higher activity of homochiral species activated by amines resulted in a positive non-linear effect between an excess of homochiral (*R*,R**)-**1** or (*R*,R**)-**2** catalysts and the heterotacticity of the obtained PLA. The observed dependence of stereoselectivity of *rac*-LA polymerization on the excess of homochiral species was similar to the asymmetric amplification in enantioselective organic catalysis; however, it is exceptional in polymerization processes.

Received 15th December 2015,
Accepted 12th January 2016

DOI: 10.1039/c5py02005k

www.rsc.org/polymers

^aCentre of New Technologies, University of Warsaw, Banacha 2c, 02-097 Warsaw, Poland. E-mail: phoreglad@uw.edu.pl

^bFaculty of Chemistry, University of Warsaw, Pasteura 1, 02-093 Warsaw, Poland

^cFaculty of Chemistry, Warsaw University of Technology, Noakowskiego 3, 00-664 Warsaw, Poland

^dFaculty of Chemistry, Biological and Chemical Research Centre, University of Warsaw, Żwirki i Wigury 101, 02-089 Warsaw, Poland

^eInstitute of Organic Chemistry, Polish Academy of Science, Kasprzaka 44/52, 01-224 Warsaw, Poland

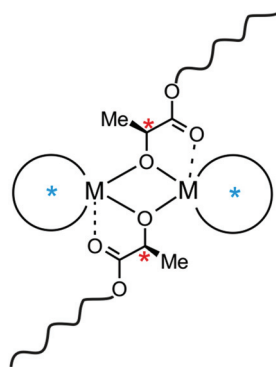
†Electronic supplementary information (ESI) available: Crystallographic data of (*R,S*)-**1**, (*S,S*)-**2**, (*R,S*)-**2** and **3** in CIF format; ¹H, ¹³C and PGSE NMR for **1–4**; FTIR data for (*S,S*)-**1** and (*S,S*)-**2**; details of *rac*-LA polymerization with (*S,S*)-**1** and (*S,S*)-**2**; MALDI-TOF spectra of PLA. CCDC 1438998–1439001. For ESI and crystallographic data in CIF or other electronic format see DOI: 10.1039/c5py02005k

1. Introduction

Almost 30 years ago, Kagan described for the first time the positive non-linear dependence between the excess of auxiliary ligand and the enantiomeric excess of a product, observed for the epoxidation of geraniol catalysed by titanium complexes.¹ This phenomenon, known in asymmetric organic synthesis as asymmetric amplification, was found to be dependent on the excess of homochiral over heterochiral (*meso*) catalytic species, which resulted in positive non-linear effects in the cases of several important organic transformations.² However, only two reports have been concerned with asymmetric amplification in polymerization; in both cases, this amplification led to positive non-linear effects. These are illustrated by the works of



Yashima and Nonokawa on the enantiomeric imbalance in α -amino acids on stereoregular poly(phenylacetylene) with crown ether pendants,³ and the asymmetric copolymerization of epoxides with CO₂ shown by Nozaki and coworkers.⁴ In the latter case, the different catalytic properties of homo- and heterochiral dimeric alkylzinc alkoxides were shown to be decisive for asymmetric amplification. With regard to the latter, it is noteworthy that diastereomeric dimeric species can be formed during polymerization of chiral cyclic esters with metal alkoxides which tend to aggregate in solution (Scheme 1). In this case, the formation of homochiral or heterochiral diastereomers, which could affect the stereoselectivity, may be caused by the supporting ligand (Scheme 1, blue stars) or by the presence of a chiral center located in the growing polymer chain (Scheme 1, red stars). Thus, the polymerization stereoselectivity could be controlled by the relative stereoselectivity, activity or ratio of homo- and heterochiral diastereomers. This new approach for controlling stereoselectivity would be especially important for the ring opening polymerization (ROP) of *rac*-LA, as the properties of polylactide (PLA) – a biodegradable and bioresorbable polymer⁵ – are strongly dependent on its tacticity.⁶ Contrary to this approach, scientists have focused on single site catalysts for stereoselective polymerization of *rac*-LA, which has resulted in the development of many monomeric metal alkoxides, by the use of appropriate supporting ligands.^{7–9} Despite the tendency of metal alkoxides to aggregate, reports on dimeric complexes, which can polymerize *rac*-LA in a controlled manner with a certain degree of stereoselectivity, have been less frequent.^{7,10,11} However, the effect of catalyst nuclearity was recently addressed for Y,¹² Cu¹³ and In¹⁴ complexes, and the formation of dimeric species was shown to be decisive for the stereoselectivity. It is noteworthy that in the case of isoselective indium complexes, the presence of homochiral and heterochiral diastereomers due to terminally bonded chiral supporting ligands was suggested to influence the stereoselectivity.^{14a} Although not indicated by the authors, the effects of the formation of homochiral dimeric Zr and Hf,¹⁵ Sc¹⁶ and In¹⁷ complexes on their stereoselectivity could not be excluded. However, the effect of dia-



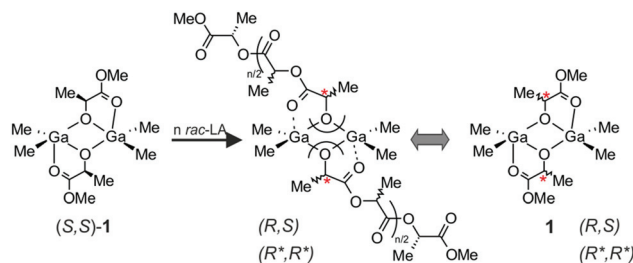
Scheme 1 The structure of dimeric metal alkoxides in the polymerization of *rac*-LA: an example of dimeric active sites in the ROP of chiral cyclic esters.

stereomeric species, resulting solely from the presence of a chiral centre in the growing PLA chain (Scheme 1, red stars), on the stereoselectivity of *rac*-LA polymerization has never been reported.

Recently, we have focused on simple dialkylgallium gallium alkoxides, previously reported by us, which polymerize *rac*-LA in heteroselective fashion in the presence of Lewis base,¹⁸ in order to explain the origin of the stereoselectivity. Herein we show that for simple dialkylgallium and dialkyllindium alkoxides, the addition of amines as a Lewis base leads to the chiral recognition of monomeric Me₂MOCH(Me)CO₂Me (M = Ga, In) units with the formation of excess homochiral (*R**,*R**)-[Me₂M(μ-OCH(Me)CO₂Me)]₂ over heterochiral (*R*,*S*)-[Me₂M(μ-OCH(Me)CO₂Me)]₂ species, and is responsible for the heteroselective *rac*-LA polymerization. Furthermore, we show for the first time that the heteroselectivity of the investigated catalysts originates from the formation of homochiral dimers with chiral centres located only at the growing PLA chain. This opens new ways for the design of stereoselective catalysts for the polymerization of chiral cyclic esters and other heterocyclic monomers. Due to the higher activity of homochiral dimers activated with amines over heterochiral species, we demonstrate for the first time the non-linear dependence between the excess of homochiral dimers and the tacticity of the obtained PLA.

2. Results and discussion

The trigger to take a closer look at heteroselective dialkylgallium alkoxide/amine catalytic systems previously reported by us¹⁸ was our observation concerning the role of Lewis base in the stereoselectivity. The effect of Lewis base on the stereoselectivity of other catalysts, *e.g.* magnesium alkoxides and amides, for the polymerization of *rac*-LA has already been noted; the role of the Lewis base was to slow the reaction and/or prevent transesterification reactions.^{9b} Importantly, for dialkylgallium alkoxides, we showed that although (*S,S*)-1 (Scheme 2) was not stereoselective, the polymerization of *rac*-LA, even without the addition of Lewis base, was living and fully controlled; essentially no transesterification was observed under mild conditions (up to 40 °C).¹⁸ Moreover, the addition of Lewis base resulted in heteroselective polymerization but did not result in deceleration of the polymerization. Therefore,



Scheme 2 The structure of active species in the heteroselective polymerization of *rac*-LA with (*S,S*)-1.



both of the above observations indicated the unknown role of the Lewis base. An additional motivation to revisit and extend our studies concerning this group of complexes, as well as to explain the mechanism of stereocontrol, was the fact that dialkylgallium/amine systems could be used for the synthesis of stereodiblock PLA comprised of isotactically and heterotactically enriched PLA blocks with the use of a facile stereoselectivity switch.¹⁹ It must be noted that the switch between heteroselective and isoselective catalytic species has recently attracted the interest of several research groups, including ours,²⁰ and is a prospectively challenging task in the field of ROP.²¹ Finally, we recently demonstrated that dialkylgallium alkoxides can be used for the synthesis of non toxic PLA for biomedical applications.²²

Although in our previous studies on the structure and activity of dialkylgallium alkoxides, (S,S) -[Me₂Ga(μ-OCH(Me)-CO₂Me)]₂ ((S,S) -1) was used as a model catalytic species,¹⁸ we showed that the structure of propagating species resulting from the insertion of *rac*-LA into the Ga-OR bond could be better described by the mixture of homochiral (R^*,R^*) -[Me₂Ga(μ-OCH(Me)CO₂R)]₂ and heterochiral (R,S) -[Me₂Ga(μ-OCH(Me)-CO₂R)]₂ species (Scheme 2).²³ Therefore, in our further studies described in this article, we used both (S,S) -1 and *rac*-[Me₂Ga(μ-OCH(Me)CO₂Me)]₂ (**1**), existing in solution as mixture of homochiral (R^*,R^*) -[Me₂Ga(μ-OCH(Me)CO₂Me)]₂ ((R^*,R^*) -1) and heterochiral (R,S) -[Me₂Ga(μ-OCH(Me)CO₂Me)]₂ ((R,S) -1) complexes, as model compounds to investigate the structure of active species in the presence of tertiary amines and pyridines. Indium alkoxides have been shown over the last few years to be promising catalysts for the stereoselective polymerization of *rac*-LA,^{11b,14,20e,24} and dialkylindium alkoxides [(Me₃SiCH₂)₂In(μ-OR)]₂ were able to polymerize *rac*-LA in a controlled manner (however, without stereoselectivity);²⁵ thus, we were interested in how dialkylindium alkoxides compared to gallium analogues. Therefore, we used analogous (S,S) -[Me₂In(μ-OCH(Me)-CO₂Me)]₂ ((S,S) -2) and *rac*-[Me₂In(μ-OCH(Me)CO₂Me)]₂ (**2**) to investigate the relationship between their structure, activity and stereoselectivity in the polymerization of *rac*-LA.

2.1 The effect of Lewis base on the structure of [Me₂Ga(μ-OCH(Me)CO₂Me)]₂

Prior to further polymerization studies, we examined the structure of (S,S) -[Me₂Ga(μ-OCH(Me)CO₂Me)]₂ ((S,S) -1) and *rac*-[Me₂Ga(μ-OCH(Me)CO₂Me)]₂ (**1**) in the absence and presence of a series of amines with different basicities and steric effects. As we demonstrated previously, (S,S) -1 was a homochiral dimer both in solution and in the solid state.¹⁸ For **1**, synthesized analogously to (S,S) -1 with *rac*-methyl lactate (*rac*-*melac*), crystallization from CH₂Cl₂/hexane solution resulted in the formation of colourless crystals, which were found to be heterochiral dimers – (R,S) -1 due to the presence of chiral centres in the *melac* ligands (Fig. 1). Although the dimeric structure and coordination sphere of gallium were similar for (S,S) -1 and (R,S) -1, the detailed analysis of their structure in the solid state revealed significant differences between the molecules. While (R,S) -1 is a centrosymmetric

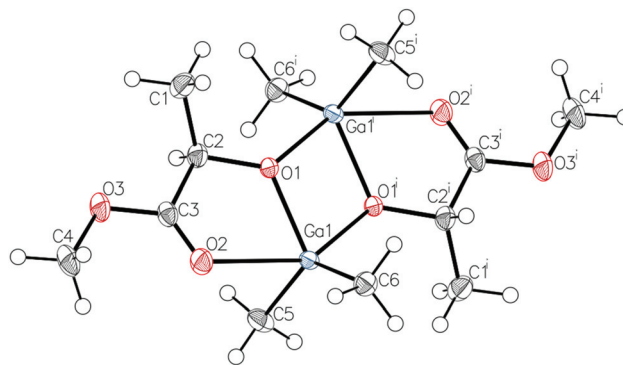


Fig. 1 Molecular structure of (R,S) -1 with thermal ellipsoids at the 50% probability level. Hydrogen atoms are omitted for clarity. Selected bond lengths (Å) and angles (°): Ga(1)–C(5) 1.9611(17), Ga(1)–C(6) 1.9584(18), Ga(1)–O(1) 1.9469(11), Ga(1)–O(1)ⁱ 2.0231(11), Ga(1)–O(2) 2.5220(13), O(2)–Ga(1)–O(1)ⁱ 148.09(4). The selected torsion angles (°): Ga(1)–O(1)–Ga(1)ⁱ–C(2) 146.08(15), Ga(1)ⁱ–O(1)ⁱ–Ga(1)–C(2)ⁱ –146.69(15).

dimer, (S,S) -1 reveals C_1 point symmetry, contrary to the expected C_2 point symmetry, due to the presence of chiral centres with the same absolute configuration. The latter is, among others, caused by the distortion of methine carbon of one of the *melac* ligands from the GaOCCO plane, which can be represented by significantly different Ga–O–Ga–CH(Me) torsion angles (Fig. 2). Moreover, the tension within the central Ga₂O₂ ring, evidenced by a Ga(1)O(1)Ga(2)O(2) torsion angle of about 2° and the different lengths of the weak C=O...Ga chelate bonds (2.475(2) Å and 2.400(2) Å), contributed to the differentiation of the Ga centres and the desymmetrization of (S,S) -1.¹⁸ Interestingly, [Me₂Ga(μ-OCH(Ph)CH(Me)NH(Me))]₂²⁶ and [Me₂Ga(μ-OCH(Ph)CH(Me)NMe₂)]₂²⁷ which were synthesized using enantiomerically pure ligands, are the only examples of X-ray characterized homochiral dialkylgallium alkoxides, and essentially possess C_2 symmetry.

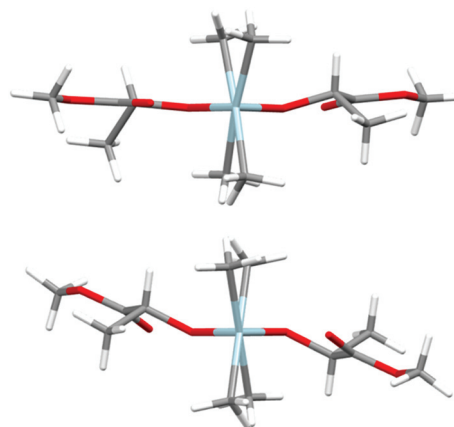


Fig. 2 The views of the molecular structures of (S,S) -1¹⁸ (top) and (R,S) -1 (bottom) along the Ga–Ga axis. Gallium and oxygen atoms are depicted as light blue and red, respectively.



While compound (*S,S*)-**1** remained in solution as a homochiral dimer, the dissolution of (*R,S*)-**1** led to an equimolar mixture of homochiral (*R*,R**)-**1** and heterochiral (*R,S*)-**1** dimers, which was indicated by three signals corresponding to Ga–Me protons. The appearance of homochiral dimers can be explained only by the fast exchange between homo and heterochiral dimers, despite the presence of strong Ga₂O₂ bridges and the presence of dimers in solution.²⁸ This exchange was additionally demonstrated by the reaction between (*R,R*)-**1** and (*S,S*)-**1**, which resulted in the instant formation of (*R*,R**)-**1** and (*R,S*)-**1** in a 1 : 1 molar ratio (see the ESI†). With regard to polymerization studies, elevated temperature during the polymerization should only facilitate the demonstrated exchange. Although the mechanism of this exchange cannot be explained at this stage, it must be noted that it does not necessarily require the dissociation to monomeric species, which was not observed in our case.

In order to investigate in detail the effect of Lewis base on the structure of [Me₂Ga(μ-OCH(Me)CO₂R)]₂ species, we used the tertiary amines with different steric and electronic properties: trimethylamine (TEA), dimethylethylamine (DMEA), and pyridines: 2,4,6-collidine, pyridine, γ-picoline and dimethylaminopyridine (DMAP). Their coordinating properties can be reflected by increasing donor number (in brackets) represented as the BF₃ affinity of Lewis bases, and changing in a row: 2,4,6-collidine (101.03 kJ mol⁻¹) < pyridine (128.08 kJ mol⁻¹) < γ-picoline (134.17 kJ mol⁻¹) < TEA (135.87 kJ mol⁻¹) < DMAP (151.55 kJ mol⁻¹).²⁹ The interaction of amines with gallium was reflected by FTIR studies of **1**/amine systems and the (*R*,R**)-**1** to (*R,S*)-**1** ratio revealed by ¹H NMR spectroscopy. Previously performed FTIR analysis in CH₂Cl₂ showed that the addition of 6 equiv. of γ-picoline to (*S,S*)-**1** resulted in an increase in the number of uncoordinated C=O groups.¹⁸ In the case of investigated (*S,S*)-**1**/amine systems, both in CH₂Cl₂ and toluene, the coordination efficiency of amine to gallium resulted in an increase in the number of free C=O groups (Table 1). Although in CH₂Cl₂, the coordination efficiency was essentially in line with the amine donor number, in toluene a discrepancy between the relatively high donor number of the tertiary amines (TEA and DMEA) and the low coordination efficiency was observed. Moreover, the lower tendency of (*S,S*)-**1** for the formation of dimers with pendant (*S*)-*melac* ligands in toluene was reflected by the lack of any uncoordinated C=O groups. For aromatic amines, it should be noted that the presence of steric hindrances resulted in lower coordination efficiency, which was demonstrated for sterically hindered 2,4,6-collidine. An increase in the quantity of free C=O groups was also observed for the decreased (*S,S*)-**1**/amine ratio, which was demonstrated for the **1**/pyridine system from ratios of 1 : 1 to 1 : 60.

Most importantly, the influence of the amine on the excess of homochiral dimers (*R*,R**)-**1** was evidenced for aromatic amines by ¹H NMR spectroscopy of the **1**/amine systems. The analysis of the Ga–Me signals of **1** showed the presence of one singlet at –0.35 ppm and two singlets at –0.42 and –0.27 ppm, corresponding to the homochiral (*R*,R**)-**1** and

Table 1 The percentage of free C=O groups for (*S,S*)-**1** and (*S,S*)-**1**/amine calculated on the basis of FTIR spectroscopy

Amine	(<i>S,S</i>)- 1 /Amine molar ratio	Free C=O (%) (CH ₂ Cl ₂) ^a	Free C=O (%) (toluene) ^a
—	—	12	0
2,4,6-Collidine	1 : 6	12	6
TEA	1 : 6	22	6
DMEA	1 : 6	25	9
Pyridine	1 : 1	14	—
Pyridine	1 : 2	16	—
Pyridine	1 : 6	21	11
Pyridine	1 : 60	28	—
Pyridine	In pyridine	41	—
γ-Picoline	1 : 6	34	28
DMAP	1 : 6	42	34

^aThe percentage of coordinated and pendant C=O groups was calculated after the deconvolution of the C=O band, resulting in two C=O bands corresponding to coordinated (1723–1724 cm⁻¹ in CH₂Cl₂ and 1726 cm⁻¹ in toluene) and free C=O (1741 cm⁻¹ in CH₂Cl₂ and 1744–1749 cm⁻¹ in toluene) (see the ESI†).

heterochiral (*R,S*)-**1** complexes, respectively, in a 1 : 1 ratio. Although all investigated amines could interact with gallium, as evidenced by FTIR, the addition of 6 equivalents of TEA, DMEA or 2,4,6-collidine to **1** had no effect on the ratio of (*R*,R**)-**1** and (*R,S*)-**1**. However, for the **1**/pyridine (1 : 6) and **1**/γ-picoline (1 : 6) systems, we observed the broadening of signals corresponding to (*R,S*)-**1** and the excess of homochiral (*R*,R**)-**1** species, resulting in (*R,S*)-**1**/*(R*,R*)*-**1** ratios equal to 45 : 55 and 41 : 59, respectively. The excess of homochiral species was also strongly dependent on the excess of pyridine, which was confirmed for **1**/pyridine (1 : 1)–**1**/pyridine (1 : 60) (Fig. 3). For **1** in pyridine-d₅ and **1**/DMAP (1 : 6), only homochiral (*R*,R**)-**1** species were essentially present in solution. For **1**/DMAP (1 : 6), the dimeric nature of the gallium species was confirmed by DOSY NMR, with (*S,S*)-**1**¹⁸ used as a reference (Table 2). In light of the results discussed above, the addition of amine shifts the equilibrium between (*R*,R**)-**1** and (*R,S*)-**1** towards (*R*,R**)-**1** species, as shown in Fig. 3.

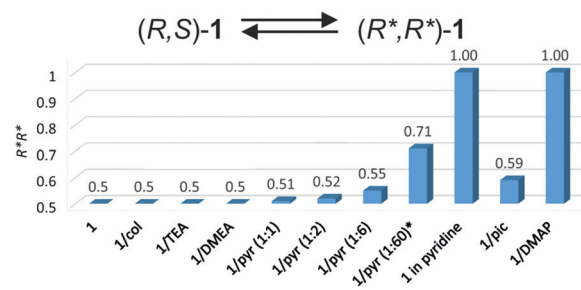


Fig. 3 Molar fraction of (*R*,R**)-**1** for **1**/amine systems. *In the presence of **1**/pyridine (1 : 60), the excess of homochiral species was estimated on the basis of the deconvolution of a broad signal corresponding to Ga–Me protons (11.5 Hz) (see the ESI†). The abbreviations 'col', 'pyr' and 'pic' are used for 2,4,6-collidine, pyridine and γ-picoline, respectively.



Table 2 Diffusion coefficients measured at 298 K in CD₂Cl₂ and molecular weights for selected compounds in solution

System	Compound	<i>M</i> [g mol ⁻¹]	<i>D</i> [m ² s ⁻¹] × 10 ⁹	<i>M</i> found [g mol ⁻¹]
(<i>S,S</i>)-1	(<i>S,S</i>)-1 ^a	406 ^a	1.282	—
(<i>S,S</i>)-1/DMAP (1 : 6)	(<i>S,S</i>)-1	406	1.157	552 (83) ^b
(<i>S,S</i>)-1/DMAP (1 : 6)	DMAP	122	1.550	227 (34) ^b
(<i>S,S</i>)-2	(<i>S,S</i>)-2	496	1.235	454 (68) ^b
(<i>S,S</i>)-2/DMAP (1 : 6)	(<i>S,S</i>)-2	496	1.160	540 (81) ^b
(<i>S,S</i>)-2/DMAP (1 : 6)	DMAP	122	1.770	154 (23) ^b
	3	446	1.273	415 (62) ^b
	4	536	1.217	475 (71) ^b

^a *M* of (*S,S*)-1 was confirmed by cryoscopic determination of the molecular weight. ^b The error of *M* found was calculated on the basis of the error of *D*, which was estimated at 5%.³⁰

2.2 The effect of Lewis base on the structure of [Me₂In(μ-OCH(Me)CO₂Me)]₂

(*S,S*)-[Me₂In(μ-OCH(Me)CO₂Me)]₂ ((*S,S*)-2) and *rac*-[Me₂In(μ-OCH(Me)CO₂Me)]₂ (**2**) were synthesized in an equimolar reaction between Me₃In and (*S*)-methyl lactate ((*S*)-*melac*) and *rac*-*melac*, respectively, and were isolated as colourless crystals suitable for X-ray diffraction analysis. While (*S,S*)-2 (Fig. 4a) crystallized in the form of homochiral dimers, the crystallization of **2** resulted, analogously to **1**, in the formation of heterochiral (*R,S*)-2 (Fig. 4b). For both (*S,S*)-2 and (*R,S*)-2, X-ray diffraction analysis revealed dimers with five-coordinate indium centres. The coordination spheres of both indium atoms adopted a distorted trigonal-bipyramidal geometry, with the methyl groups and alkoxide oxygen of *melac* ligand defining the equatorial plane. The carbonyl oxygen atom of the *melac* ester functionality and a bridging alkoxide oxygen atom of the second monomeric unit are located in the axial positions. The coordination of C=O to indium resulted in the elongation of bridging In–O bonds for both (*S,S*)-2 and (*R,S*)-2 (Fig. 4). Similarly to the gallium complexes, the differences between (*S,S*)-2 and (*R,S*)-2 were related to their symmetry (Fig. 5). While heterochiral (*R,S*)-2 was centrosymmetric, the homochiral (*S,S*)-2 was asymmetric due to the distortion of the methine carbon of one of the *melac* ligands from the InOCCO plane, and the different lengths of the C=O...In bonds (2.458(7) and 2.524(7) Å). Tension within central the In₂O₂ ring was reflected by the In–O–In–O torsion angles of about 5° (Fig. 5) and was slightly higher in comparison with the gallium analogue (*R,S*)-2. It is noteworthy that among all known homochiral dialkylindium alkoxides [R₂In(O,X)]₂ (where (O,X) represents a monoanionic alkoxide bidentate ligand with Lewis base functionality) with chiral centres in the α position with respect to the alkoxide oxygen, similar desymmetrization was observed for [Me₂In(μ-OCH(Me)CH₂NH₂)]₂³¹ but was essentially absent in the case of [Me₂In(μ-OCH(Ph)CH₂NMe₂)]₂,³² which in both cases were synthesized from enantiomerically pure alcohols.

The dimeric structure of (*S,S*)-2 was retained in solution, as demonstrated by DOSY NMR (Table 2). For **2**, the dimeric

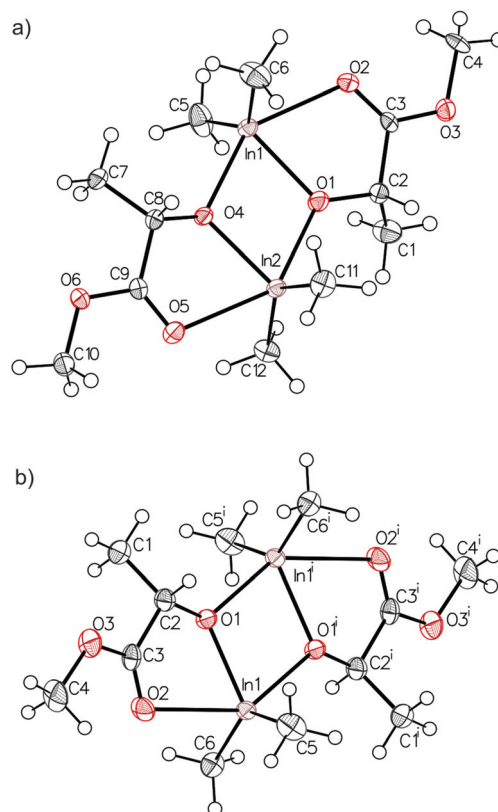


Fig. 4 Molecular structure of (*S,S*)-2 (a) and (*R,S*)-2 (b) with ellipsoids at the 50% probability level. Selected bond lengths (Å) and angles (°) for (*S,S*)-2: In(1)–C(5) 2.132(10), In(1)–C(6) 2.163(9), In(1)–O(1) 2.157(7), In(1)–O(4) 2.217(8), In(1)–O(2) 2.458(7), In(2)–C(11) 2.158(11), In(2)–C(12) 2.137(9), In(2)–O(4) 2.156(7), In(2)–O(1) 2.231(8), In(2)–O(5) 2.524(7), O(2)–In(1)–O(4) 143.3(3), O(5)–In(2)–O(1) 142.4(3); and (*R,S*)-2: In(1)–C(5) 2.142(3), In(1)–C(6) 2.135(3), In(1)–O(1) 2.1566(19), In(1)–O(1)ⁱ 2.2161(18), In(1)–O(2) 2.532(2), O(2)–In(1)–O(1)ⁱ 142.50(7).

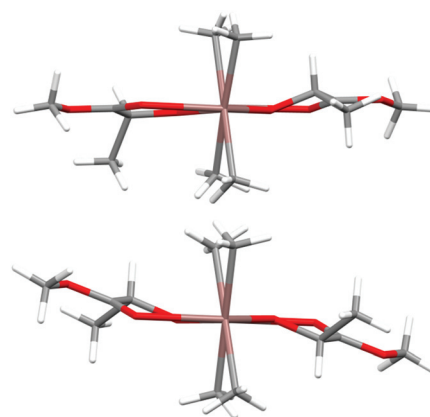


Fig. 5 The view of the molecular structures of (*S,S*)-2 (top) and (*R,S*)-2 (bottom) along the In–In axis. Indium and oxygen atoms are depicted as brown and red, respectively. The selected torsion angles (°) of (*S,S*)-2: In(1)–O(1)–In(2)–O(4) 4.9(3), In(1)–O(4)–In(2)–O(1) –4.7(3), In(2)–O(1)–In(1)–O(4) –4.7(3), In(2)–O(4)–In(1)–O(1) 4.9(3), In(1)–O(1)–In(2)–C(2) –177.6(6), In(2)–O(4)–In(1)–C(8) –148.9(6) and (*R,S*)-2: In(1)–O(1)–In(1)ⁱ–C(2) 150.5(2), In(1)ⁱ–O(1)ⁱ–In(1)–C(2)ⁱ –150.5(2).



structure in solution was reflected by ^1H NMR, which revealed, similarly to gallium, three singlets corresponding to the In–Me protons of homochiral (R^*,R^*)-2 (−0.32 ppm) and heterochiral (R,S)-2 (−0.35 and −0.27 ppm) (Fig. S20†). It is noteworthy that in this case, the excess of homochiral dimers (R^*,R^*)-2 (57%) was already observed in the absence of amine. The latter could be explained by the much stronger interaction of C=O with the fifth coordinate site of indium in comparison with the gallium analogues, and is discussed later in the text. A much stronger C=O...In interaction in comparison with C=O...Ga in (S,S)-1 was evidenced by the FTIR spectrum of (S,S)-2. For (S,S)-2, the carbonyl group ($\nu_{\text{C=O}} = 1706\text{ cm}^{-1}$, CH_2Cl_2), was red-shifted by 31 cm^{-1} (in comparison with $\nu_{\text{C=O}}$ of (S)-*melacH*), more significantly than for (S,S)-1 (12 cm^{-1}). Contrary to the (S,S)-1/amine system, the addition of amine to (S,S)-2 did not cause any shift of the C=O band. In the cases of (S,S)-2/pyridine (1 : 6), (S,S)-2/ γ -picoline (1 : 6) and (S,S)-2/DMAP (1 : 6), the symmetrical signal at 1706 cm^{-1} (CH_2Cl_2) or 1707 cm^{-1} (toluene) indicated that (S,S)-2 remains in solution in the form of dimeric species with C=O...In bonds. In the case of (S,S)-2/DMAP (1 : 6), the presence of an additional trace signal at around 1740 cm^{-1} may indicate that DMAP competes to a very limited extent with the C=O group of the (S)-*melac* ligand. Although for the investigated indium complexes, the pyridines could barely compete with C=O interactions for coordination to the fifth coordinate site, they could still interact with indium, leading to an excess of homochiral species, as evidenced by ^1H NMR spectra of 2. The addition of 6 equivalents of 2,4,6-collidine and TEA to 2 had essentially no effect on the excess of homochiral dimers in comparison with 2. However, for 2/DMEA (1 : 6), 60% homochiral species were observed. For 2/pyridine (1 : 6) and 2/ γ -picoline (1 : 6) the interaction of the amine led to further slight increases in the fraction of homochiral species (R^*,R^*)-2 to 62% and 63%, respectively. The addition of 1 equiv. or 3 equiv. of DMAP to 2 resulted in the formation of essentially pure homochiral (R^*,R^*)-2, which is shown by the presence of one singlet corresponding to the In–Me protons. At the same time, the presence of dimeric species was confirmed by DOSY NMR (Table 2). In light of the above results, the interactions of amines with 2 shift the equilibrium between (R^*,R^*)-2 and (R,S)-2 towards the (R^*,R^*)-2 species, as shown in Fig. 6.

The presence of an excess of the homochiral indium species (R^*,R^*)-2 (57%) in comparison with the equimolar mixture of gallium homochiral (R^*,R^*)-1 and heterochiral (R,S)-1 dimers could be explained by the increase of the strength of the C=O...M interaction in the case of $[\text{Me}_2\text{M}(\mu\text{-OCH}(\text{Me})\text{CO}_2\text{Me})_2]$ (M = Ga, In). This reasoning is further supported by the structure of the dimethylaluminum derivative of *rac*-ethyl lactate, for which exclusive formation of (R^*,R^*)- $[\text{Me}_2\text{Al}(\mu\text{-OCH}(\text{Me})\text{CO}_2\text{Et})_2]$ was evidenced in the solid state and in solution.³³ In this case, the interaction of the carbonyl functionality with the Al centre is stronger in comparison with both (S,S)-1 and (S,S)-2, as shown by FTIR measurements, which revealed that the $\nu_{\text{C=O}}$ band was shifted by 38 cm^{-1} . Therefore, the increase in the quantity of homo-

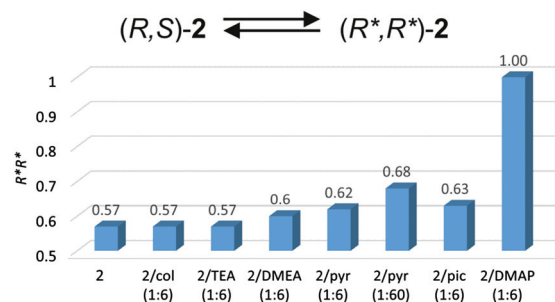


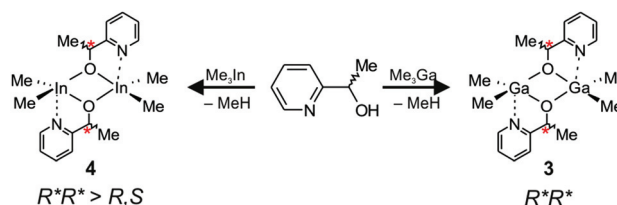
Fig. 6 Molar fractions of (R^*,R^*)-2 for 2/amine systems. The abbreviations 'col', 'pyr' and 'pic' are used for 2,4,6-collidine, pyridine and γ -picoline, respectively.

chiral gallium species in the presence of amines should also be related to the stronger interaction of the amines with the fifth coordinate site in comparison with the ester functionality. Therefore, the acidic character of the four coordinate metal centre in $[\text{Me}_2\text{M}(\mu\text{-OR})_2]$, influencing the strength of the C=O...M or amine...M interactions, plays a key role in the distribution of homochiral and heterochiral $[\text{Me}_2\text{M}(\mu\text{-OCH}(\text{Me})\text{CO}_2\text{R})_2]$ complexes. In order to demonstrate the effect of amine on the formation of homochiral dialkylgallium alkoxides, we synthesized and characterized model *rac*- $[\text{Me}_2\text{M}(\mu\text{-OCH}(\text{Me})\text{C}_5\text{H}_4\text{N})_2]$ (M = Ga (3), In (4)) complexes possessing monoanionic ligands with chiral centres in the α -position to the alkoxide oxygen, as well as pyridine Lewis base functionality.

2.3 The synthesis and structure of model $[\text{Me}_2\text{M}(\mu\text{-OCH}(\text{Me})\text{C}_5\text{H}_4\text{N})_2]$ (M = Ga, In) complexes

The reaction between Me_3Ga and a racemic mixture of 1-(2-pyridinyl)ethanol ($\text{HOCH}(\text{Me})\text{C}_5\text{H}_4\text{N}$) led to the formation of homochiral (R,R)- $[\text{Me}_2\text{Ga}(\mu\text{-OCH}(\text{Me})\text{C}_5\text{H}_4\text{N})_2]$ ((R,R)-3) and (S,S)- $[\text{Me}_2\text{Ga}(\mu\text{-OCH}(\text{Me})\text{C}_5\text{H}_4\text{N})_2]$ ((S,S)-3), which was the only product observed both in solution and in the solid state (Scheme 3).

The X-ray diffraction analysis revealed the presence of (R,R)-3 and (S,S)-3, of C_2 symmetry, with equivalent five-coordinate gallium centres (Fig. 7). The coordination spheres of both gallium atoms adopt a distorted trigonal-bipyramidal geometry with the methyl groups and the alkoxide oxygen of $\text{OCH}(\text{Me})\text{C}_5\text{H}_4\text{N}$ defining the equatorial plane. The nitrogen atom of the pyridine functionality and a bridging alkoxide oxygen are located in the axial positions. The bond distances, includ-



Scheme 3 Synthesis and structure of 3 and 4 in the solution.



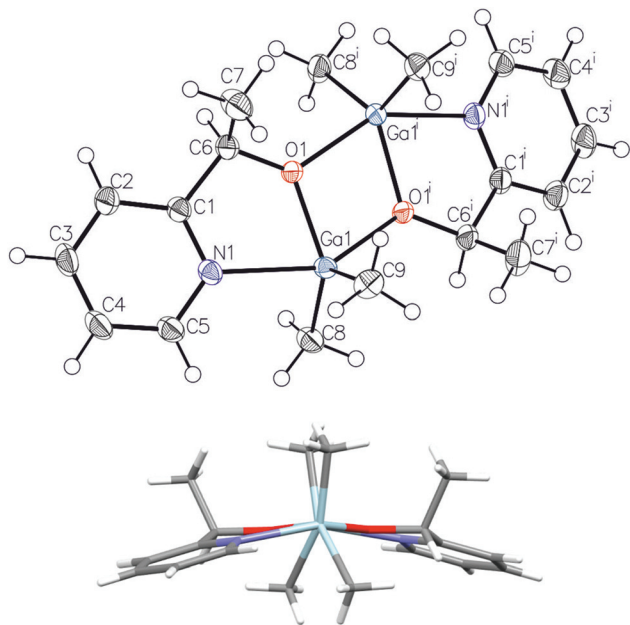


Fig. 7 Molecular structure of *(R,R)*-**3** with ellipsoids at 50% probability level and the view along the Ga–Ga axis (below); hydrogen atoms were omitted for clarity. Selected bond lengths (Å) and angles (°): Ga(1)–C(8) 1.976(2), Ga(1)–C(9) 1.969(2), Ga(1)–O(1) 1.9263(14), Ga(1)–O(1)ⁱ 2.0931(14), Ga(1)–N(1) 2.2789(18), N(1)–Ga(1)–O(1)ⁱ 146.83(6), Ga(1)–O(1)–Ga(1)ⁱ–O(1)ⁱ 8.61(6), Ga(1)–O(1)ⁱ–Ga(1)ⁱ–O(1) –7.92(6).

ing bridging Ga–O_{alkoxide} (1.9263(14) and 2.0931(14) Å) and chelate Ga–N (2.2789(18) Å) are similar to the bond distances in dimeric [R₂Ga(μ-OCH₂C₅H₄N)]₂ (R = Me, Et) complexes.³⁴ In the case of **3**, the coordination of the pyridine functionality to the fifth coordination site of gallium resulted in much stronger interaction in comparison with the C=O group of the *melac* ligand of **1**, as shown by significant elongation of the axial bridging Ga–O_{alkoxide} bonds (2.0931(14) Å) in comparison with (*S,S*)-**1** (2.0269(18) and 2.0349(17) Å)¹⁸ and (*R,S*)-**1** (2.0231(11) Å). Interestingly, in the case of **3**, the three fused rings formed due to the chelate Ga–N interaction adopted a boat conformation rather than a centrosymmetric planar or slightly distorted planar conformation in the cases of [Me₂Ga((μ-OCH₂C₅H₄N))]₂ and [Et₂Ga((μ-OCH₂C₅H₄N))]₂, respectively.³⁵ Importantly, the structure of **3** confirms that the stronger coordination of the pyridine functionality in comparison with other Lewis base functionalities may be responsible for the formation of homochiral dimers of general formula [Me₂Ga(μ-O,X)]₂. In the case of [R₂Ga(μ-OCH(Me)CH₂NMe₂)]₂ (R = Me, Et),³⁵ [R₂Ga(μ-OCH(Me)CH₂OMe)]₂³⁶ and [R₂Ga(μ-OCH(Me)C₆H₄OMe)]₂³⁷ the crystallization of heterochiral dimers was reported, which was associated with much weaker Ga–N bond in comparison with **3**. The dimeric structure of **3** in solution and the presence of homochiral (*R*,R**)-[Me₂Ga(μ-OCH(Me)CH₂NMe₂)]₂ dimers were further evidenced by DOSY NMR (Table 2) and by the presence of one singlet at –0.38 ppm for the Ga–Me protons in the ¹H NMR spectrum.

rac-[Me₂In(μ-OCH(Me)C₅H₄N)]₂ (**4**) was synthesized analogously to **3** by an equimolar reaction between Me₃In and *rac*-HOCH(Me)C₅H₄N (Scheme 3). Although **4** was isolated as a crystalline solid, crystals suitable for X-ray analysis could not be obtained. However, it must be noted that [Me₂In(μ-OCH₂CH₂C₅H₄N)]₂, possessing alkoxide ligands with pyridine functionality, has already been synthesized and characterized by X-ray.³⁸ In this case, the coordination of the pyridine functionality to the fifth coordination site of indium resulted in a much stronger interaction in comparison with the C=O group of the *melac* ligand for **2**, as shown by the more significant elongation of bridging In–O_{alkoxide} bonds (2.239 Å) in comparison with (*S,S*)-**2** (2.217(8) and 2.231(8) Å)¹⁸ and (*R,S*)-**2** (2.2161(18) Å). Importantly, in the case of dialkylindium propanolates possessing Lewis base functionality and synthesized using racemic alcohols, only heterochiral complexes were crystallized and characterized by X-ray diffraction.^{32,39} However, for **4**, the presence of three signals corresponding to the protons of the In–Me groups in ¹H NMR were indicative of a mixture of homo and heterochiral dimers in solution. The presence of the pyridine functionality instead of the ester group resulted in a higher fraction of homochiral species (67%) in comparison with **2** (57%). Interestingly, although **2** exhibited a higher tendency for the formation of homochiral species than **1**, due to the stronger interaction of the C=O functionality with indium, the effect of the interaction of the amine with the metal five coordinate site was much more pronounced in the case of **3** in comparison with **4**. Finally, the DOSY NMR spectrum was in line with the dimeric structure of **4** (Table 2).

2.4 Polymerization studies

In order to investigate the effect of the excess of homochiral species on the heteroselectivity of dialkylgallium and dialkylindium alkoxides in the polymerization of *rac*-LA, we selected a series of catalytic systems – **1**/amine and **2**/amine – with different abilities for the formation of homochiral dimeric species. As the mixture of homochiral (*R*,R**)-[Me₂M(μ-OCH(Me)CO₂R)]₂ and heterochiral (*R,S*)-[Me₂M(μ-OCH(Me)CO₂R)]₂ (M = Ga, In; R = growing PLA chain) species is formed after the insertion of *rac*-LA into the M–O_{alkoxide} bond of **1** or **2**, irrespectively to the diastereomer (*cf.* Scheme 2), in our studies we used (*S,S*)-**1** and (*S,S*)-**2** as initiators. In order to generate a different excess of homochiral species during the polymerization, we used the following with gallium: (*S,S*)-**1**/TEA (1 : 6), (*S,S*)-**1**/DMEA (1 : 6), (*S,S*)-**1**/2,4,6-colidine (1 : 6), (*S,S*)-**1**/pyridine (1 : 6), (*S,S*)-**1**/γ-picoline (1 : 6) and (*S,S*)-**1**/DMAP (1 : 6) and indium systems: (*S,S*)-**2**/TEA (1 : 6), (*S,S*)-**2**/DMEA (1 : 6), (*S,S*)-**2**/2,4,6-colidine (1 : 6), (*S,S*)-**2**/pyridine (1 : 6), (*S,S*)-**2**/γ-picoline (1 : 6) and (*S,S*)-**2**/DMAP (1 : 6). Additionally (*S,S*)-**1** and (*S,S*)-**2** with different excesses of pyridine were used (see Tables S4 and S5†). In all cases, polymerization of *rac*-LA occurred due to the insertion of *rac*-LA into the Ga–O_{alkoxide} bond or the In–O_{alkoxide} bond, which was in each case evidenced by ¹H NMR and MALDI TOF analysis (see the ESI†). The latter results, as well as the lack of activity of amines towards *rac*-LA under the



investigated conditions, were in line with the coordination insertion mechanism. The controlled nature of the polymerization was further supported by GPC analysis, which revealed a narrow M_n distribution in most cases, in agreement with living polymerization for both dialkylgallium and dialkylindium alkoxides; however, the increased PDI were in some cases indicative of the presence of transesterification. Dimethylgallium alkoxides, due to the low acidity of their metal centres, were much less susceptible to the transesterification reaction in comparison with indium analogues. For the polymerization of *rac*-LA with (*S,S*)-**1**, transesterification was observed clearly for (*S,S*)-**1**/DMAP (1 : 6) in CH_2Cl_2 and (*S,S*)-**1** in pyridine (see the ESI†). For the polymerization in toluene, essentially no transesterification was observed. In the case of indium systems, both inter- and intramolecular transesterification was observed for the polymerization of *rac*-LA in CH_2Cl_2 and toluene with (*S,S*)-**2**/pyridine (1 : 6), and was massive for (*S,S*)-**2**/ γ -picoline (1 : 6) and (*S,S*)-**2**/DMAP (1 : 6). It must be noted that for selected catalytic Ga and In systems, transesterification is more likely to occur in CH_2Cl_2 . Therefore, for our further discussion on the effect of homochiral diastereomers on stereoselectivity, we focused on the polymerization of *rac*-LA in toluene. Although the solvent effect on the stereoselectivity of *rac*-LA polymerization is an important issue, which has already been shown in several studies concerning the stereoselectivity of *rac*-LA polymerization,⁴⁰ it is too far from the main aspect of this article to investigate it in detail.

2.5 Stereoselectivity of *rac*-LA polymerization with (*S,S*)-**1**/amine catalysts

The polymerization of *rac*-LA initiated with (*S,S*)-**1**, (*S,S*)-**1**/2,4,6-collidine (1 : 6), (*S,S*)-**1**/TEA (1 : 6), (*S,S*)-**1**/DMEA (1 : 6), for which a lack of excess of homochiral dimeric gallium species (R^*,R^*)- $[\text{Me}_2\text{Ga}(\mu\text{-OCH}(\text{Me})\text{CO}_2\text{R})]_2$ during polymerization could be expected on the basis of the distribution of homochiral and heterochiral dimers of **1**, resulted in formation of atactic PLA. In light of the results showing that the formation of homochiral dimeric gallium species is essential for heteroselectivity (see below), the above results indicate that heterochiral species could be expected to be isoselective. The excess of homochiral species observed in the case of **1**/pyridine (1 : 6) (55%) and **1**/ γ -picoline (1 : 6) (59%) resulted in the formation of heterotactically enriched PLA of P_r equal to 0.69 and 0.75, respectively (Fig. 8). The dependence of heteroselectivity on the presence of the excess of homochiral species was also observed for (*S,S*)-**1**/pyridine (1 : 1–1 : 60) (Fig. 9). Although for **1** in pyridine, only homochiral species were observed, the lower heteroselectivity ($P_r = 0.66$) could be explained by the presence of transesterification reactions, as evidenced by MALDI-TOF (see the ESI†). The essential lack of transesterification in the case of **1**/DMAP (1 : 6), resulting in exclusively homochiral dimers in solution, allowed for the formation of highly heterotactic PLA ($P_r = 0.85$). It is noteworthy that except for the latter case, the heteroselectivity of the investigated systems was much higher in comparison with the fraction of homochiral species. The observed non-linear effect (Fig. 11)

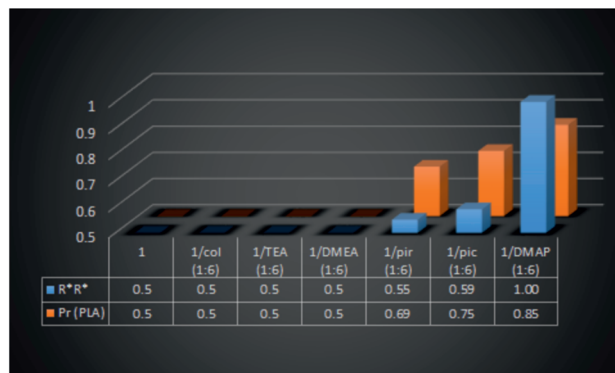


Fig. 8 The relation between the fraction of homochiral species for **1**/amine and the heteroselectivity of *rac*-LA polymerization with (*S,S*)-**1** in toluene at 40 °C.

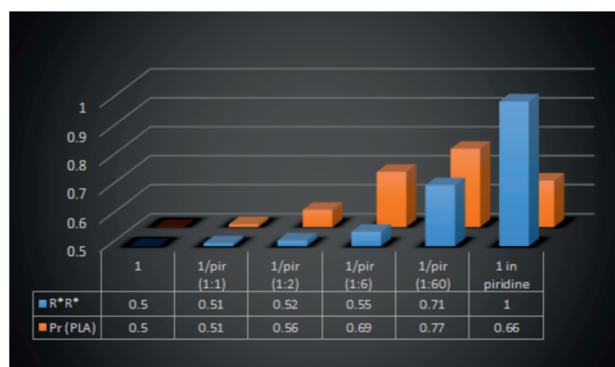


Fig. 9 The relation between the fraction of homochiral species for **1**/pyridine and the heteroselectivity of *rac*-LA polymerization with (*S,S*)-**1** in toluene (or pyridine) at 40 °C.

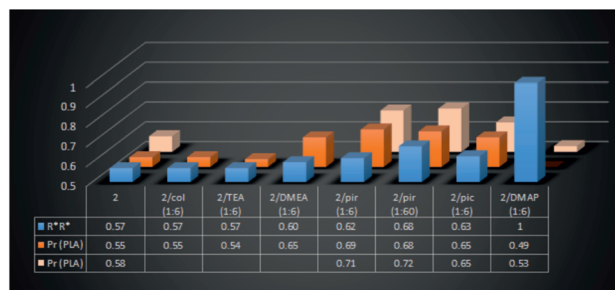


Fig. 10 The relationship between the fraction of homochiral species for **2**/amine and the heteroselectivity of *rac*-LA polymerization with (*S,S*)-**2** in toluene at 40 °C (orange) and room temperature (pale orange).

can be explained, similarly to zinc catalysts for the copolymerization of epoxides with CO_2 ,⁴ by the increased activity of the heteroselective homochiral species resulting from the interaction of the amine with gallium. The increased activity of $[\text{Me}_2\text{Ga}(\mu\text{-OCH}(\text{Me})\text{CO}_2\text{R})]_2$ in the presence of amines was demonstrated by the increasing *rac*-LA polymerization rate in a row (*S,S*)-**1** < (*S,S*)-**1**/pyridine (1 : 6) < (*S,S*)-**1**/DMAP (1 : 6) (see



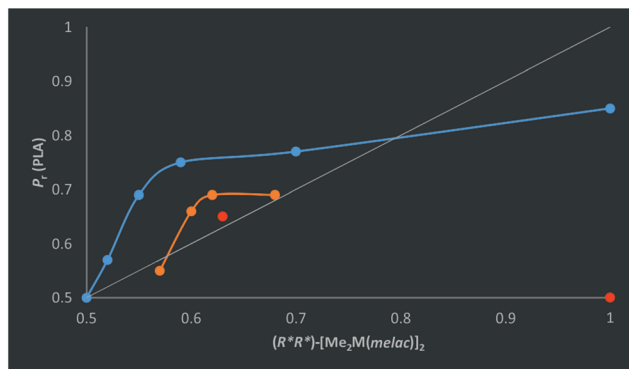


Fig. 11 The dependence of the heteroselectivity of $[\text{Me}_2\text{M}(\mu\text{-OCH}(\text{Me})\text{CO}_2\text{Me})_2]$ ($\text{M} = \text{Ga}$ and In) on the fraction of homochiral gallium (blue dots) and indium (orange dots) dimers (lines are indicated only for the clarity of the presentation) for the ROP of *rac*-LA in toluene at 40 °C. Red dots indicate indium catalysts (*S,S*)-2/ γ -picoline (1 : 6) ($R^*,R^* = 0.63$) and (*S,S*)-2/DMAP (1 : 6) ($R^*,R^* = 1$), for which the transesterification reaction was observed by MALDI-TOF.

the ESI \dagger for M_n : *rac*-LA conversion graphs). The latter could be rationalized by the elongation of bridging Ga–O_{alkoxide} bonds and the increased nucleophilicity of alkoxide oxygen. Moreover, the increased polymerization rates of (*S,S*)-1 with tertiary amines (TEA, DMEA), which could interact with gallium, were indicated by higher *rac*-LA conversion (Table S4 \dagger). It is noteworthy that the heteroselectivity of the essentially purely homochiral 1/DMAP (1 : 6) system could reflect the heteroselectivity of homochiral dimeric gallium species.

2.6 Stereoselectivity of *rac*-LA polymerization with (*S,S*)-2/amine catalysts

Similarly to gallium catalysts, indium complexes were also heteroselective, although the observed heteroselectivities were lower, which is in agreement with the literature.⁴¹ However, for the discussion on the influence of homochiral dimers on the heteroselectivity, it is especially noteworthy that the heterotacticity of PLA obtained with (*S,S*)-2 in toluene ($P_r = 0.55$ at 40 °C; $P_r = 0.58$ at r.t.) was closely correlated with the fraction of homochiral species observed for 2 ($R^*,R^* = 0.57$), while the slightly lower heteroselectivity at 40 °C could result from transesterification reactions. This is in agreement with the essentially identical activity of both the homochiral and heterochiral dialkylindium species in the absence of amines, which is in contrast to the zinc catalysts reported by Nakano *et al.*⁴ The latter serves as strong evidence that heteroselectivity is dependent on the excess of homochiral species, while the addition of external amine is not necessary to induce heteroselectivity. However, the addition of amine was shown to increase the excess of homochiral $[\text{Me}_2\text{In}(\mu\text{-OCH}(\text{Me})\text{CO}_2\text{R})_2]$ species to a smaller extent than in the case of the gallium complexes. For PLA synthesized in toluene with (*S,S*)-2/DMEA (1 : 6) ($P_r = 0.65$), (*S,S*)-2/pyridine (1 : 6), ($P_r = 0.69$), (*S,S*)-2/pyridine (1 : 60) ($P_r = 0.68$), the increase in tacticity of PLA was in line with the excess of homochiral species observed for respective 2/amine

systems. However, in contrast to *rac*-LA polymerization initiated by (*S,S*)-2, the heteroselectivity was in each case higher than the fraction of homochiral species. The non-linear effect can be explained by the increased activity of heteroselective homochiral species resulting from the interaction of amines with indium, similarly to the *rac*-LA polymerization with gallium catalysts (Fig. 11). The former was demonstrated by the increasing *rac*-LA polymerization rates in this order: (*S,S*)-2 < (*S,S*)-2/pyridine (1 : 6) < (*S,S*)-2/DMAP (1 : 6) as shown by the M_n : *rac*-LA conversion graphs (see the ESI \dagger). Notably, a weaker positive non-linear effect should result from the smaller difference between the heteroselectivity of $[\text{Me}_2\text{In}(\mu\text{-OCH}(\text{Me})\text{CO}_2\text{R})_2]$ without amine and the maximum heteroselectivity in the presence of amine. The higher tendency of indium complexes to undergo transesterification reactions should result in a decrease of the heteroselectivity, and was demonstrated by the polymerization of PLA with (*S,S*)-2/ γ -picoline (1 : 6) or (*S,S*)-2/DMAP (1 : 6) as evidenced by MALDI-TOF (see the ESI \dagger). In other cases, smaller transesterification effects were supported by a slight increase in the heterotacticity of PLA obtained at room temperature (Fig. 10).

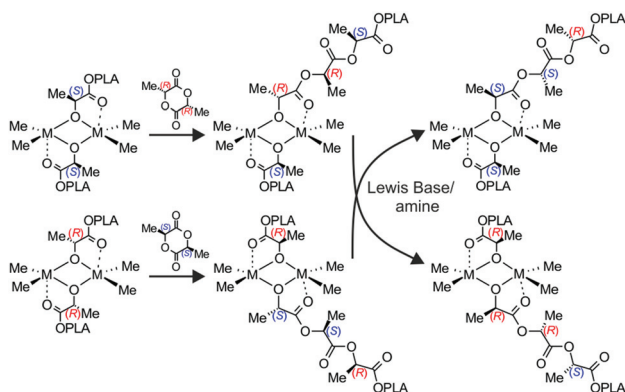
2.7 Discussion on the stereoselectivity of *rac*-LA polymerization with $[\text{Me}_2\text{M}(\mu\text{-OCH}(\text{Me})\text{CO}_2\text{Me})_2]$ ($\text{M} = \text{Ga}, \text{In}$)

Although previously, we assigned the increase in the heteroselectivity of dialkylgallium alkoxides upon addition of the amine to the coordination efficiency of the Lewis base,¹⁸ our results clearly show that the excess of homochiral gallium $[\text{Me}_2\text{Ga}(\mu\text{-OCH}(\text{Me})\text{CO}_2\text{R})_2]$ and indium $[\text{Me}_2\text{In}(\mu\text{-OCH}(\text{Me})\text{CO}_2\text{R})_2]$ species is responsible for their heteroselectivity. This observation has no precedence in the literature. However, one should note that the presence of homochiral dimeric metal based catalysts, due to a chiral centre located in the supporting ligand or initiating group, could be responsible for the stereoselectivity of *rac*-LA polymerization.^{14a,15,16} Moreover, in the case of aluminum complexes with salan ligands, the presence of different diastereomers due to chiral centres on the nitrogen atoms have been recently shown to have a crucial effect on stereoselectivity, resulting in iso- or heteroselectivity.⁴² Additionally, the homochiral diastereomers of lanthanides (Y, Eu, Er) – $\text{Ln}(\text{OC}^*\text{H}(\text{R})\text{CH}_2\text{P}(\text{O})\text{R}_2)_3$ ($\text{Ln} = \text{lanthanide}$) allowed for the highly isoselective polymerization of *rac*-LA.⁴³ These examples further support our studies showing that various diastereomers of catalytic species can influence the stereoselectivity of *rac*-LA polymerization. At this point, it can also be noted that in our case, the excess of stereoselective gallium or indium heterochiral species (potentially isoselective – see section 2.5 above), could allow, analogously to heteroselective homochiral species, control of *rac*-LA polymerization stereoselectivity. With regard to the examples above, not only is our system a new system to control the stereoselectivity of *rac*-LA polymerization using a diastereomeric dimeric catalyst, resulting from the presence of chiral centres located only at the growing polymer chain; it also allows for easy control of stereoselectivity during polymerization and, consequently, the microstructure of the PLA. Importantly, this concept has the



potential to be implemented for other chiral heterocyclic monomers by choosing an appropriate catalyst which can form homo- and heterochiral aggregates in solution.

Although our observations concerning the effects of homochiral $[\text{Me}_2\text{M}(\mu\text{-OCH}(\text{Me})\text{CO}_2\text{Me})_2]$ ($\text{M} = \text{Ga}, \text{In}$) species on their heteroselectivity in *rac*-LA polymerization has no precedence in the literature, it does not contradict well accepted mechanisms for stereoselectivity control.⁷ However, neither the enantiomeric site nor the chain end control mechanism can be clearly ascribed to our systems. The heteroselective homochiral dimers (R^*,R^*)- $[\text{Me}_2\text{M}(\mu\text{-OCH}(\text{Me})\text{CO}_2\text{R})_2]$ are asymmetric dimers, for which stereoselectivity could be controlled by an enantiomeric site mechanism. On the other hand, chiral centres located on the last monomeric unit of the growing PLA chain can control the stereoselectivity. Moreover, for the discussed gallium and indium catalysts, a clear indication of the mechanism is difficult due to the dynamic character of our stereoselective catalytic system. The heteroselectivity of the homochiral dimers, showing strong preference for *racemo* linkages, imposes the dominant insertion of (R^*,R^*)-LA into heteroselective (S^*,S^*)-homochiral dimers with the formation of (R,S)-heterochiral species; the subsequent rearrangement to the preferred homochiral dimers is triggered by the Lewis base (Scheme 4). Therefore, even for (S,S)-1/DMAP (1:6), for which only homochiral species are observed, the stereoerrors during the formation of heterotactically enriched PLA may occur from the rearrangement rate of heterochiral to homochiral dimers. In this regard, the ^1H NMR of mixtures of (R,R)-1 and (S,S)-1 or (R,R)-2 and (S,S)-2 were the same as 1 and 2, respectively, indicating essentially instant exchanges of the gallium and indium centres at ambient temperature (see the ESI†). Therefore, the relationship between polymerization rate and exchange rate would be a crucial factor. However, for the discussed gallium and indium systems, the polymerization rates are relatively slow in comparison with other reported catalysts,^{7–11} and the exchange should not decrease the polymerization stereoselectivity.



Scheme 4 The distribution of active $[\text{Me}_2\text{M}(\mu\text{-OCH}(\text{Me})\text{CO}_2\text{R})_2]$ species in the presence of amine, after heteroselective insertion of *rac*-LA into the $\text{M}-\text{O}_{\text{alkoxide}}$ bond of (R^*,R^*)- $[\text{Me}_2\text{M}(\mu\text{-OCH}(\text{Me})\text{CO}_2\text{PLA})_2]$ ($\text{M} = \text{Ga}$ and In , PLA = growing polylactide chain).

Although it is difficult to clearly assign the mechanism of stereocontrol, our system, for which the heteroselectivity depends on the excess of homochiral dimers, is to some extent analogous to the model for enantioselective organic synthesis with the use of dimeric metal complexes.²

2.8 Heteroselectivity in *rac*-LA polymerization vs. enantioselectivity in organic transformations

The dependence of the heteroselectivity of *rac*-LA polymerization on the excess of homochiral dimers $[\text{Me}_2\text{M}(\mu\text{-OCH}(\text{Me})\text{CO}_2\text{Me})_2]$ ($\text{M} = \text{Ga}, \text{In}$) is analogous to a situation in which the enantiomeric excess of the organic product is dependent mainly on the presence and activity of a homochiral diastereomer.² In the latter case, an excess of only one homochiral enantiomer is required in order to synthesize only one enantiomer of the product. In the case of polymerization, the presence of a mixture of homochiral (R,R) and (S,S) dimeric species is sufficient, as only the relative arrangement of chiral centres in PLA is important for its properties. According to the model of stereoselectivity control in enantioselective syntheses with metal complexes,² the stereoselectivity should be mainly dependent on the enantioselectivity of homochiral dimeric species and the ratio of the reaction rates with stereoselective homochiral and non selective heterochiral dimers. In our case, the stereoselectivity of the catalyst can be represented by the probability of *racemo* linkages (P_r) of PLA. Therefore, P_r reflecting the selectivity of the catalytic system should be treated as analogous to the enantiomeric excess of the organic product (ee). While $P_{r\text{-max}}$ represents maximum selectivity of the whole system, it must be noted that $P_{r\text{-max}}$ is a combination of the stereoselectivity of homochiral dimers and the exchange rate of heterochiral dimers formed after the insertion of *rac*-LA into (R^*,R^*)- $[\text{Me}_2\text{M}(\mu\text{-OCH}(\text{Me})\text{CO}_2\text{R})_2]$ ($\text{M} = \text{Ga}, \text{In}$, $\text{R} = \text{Me}$ or growing PLA chain) to homochiral dimers (Scheme 4). For gallium catalyst, the maximum selectivity ($P_{r\text{-max}}$) can be assigned to 0.85, which is the P_r value of PLA obtained with an essentially purely homochiral 1/DMAP (1:6) system. In the case of dialkylindium species, $P_{r\text{-max}}$ could not be assigned due to transesterification reactions in the case of *rac*-LA polymerization with essentially purely homochiral 2/DMAP. Analogously to enantioselective organic transformations, the asymmetric amplification in our system, resulting in a positive non-linear effect, results from the higher activity of heteroselective homochiral dimers interacting with the amines over heterochiral dimers.

3. Conclusions

Using a simple model $[\text{Me}_2\text{M}(\mu\text{-OCH}(\text{Me})\text{CO}_2\text{Me})_2]$ ($\text{M} = \text{Ga}$ and In) as catalysts, we focused on the mechanism of heteroselective polymerization of *rac*-LA with metal alkoxides on the basis of structure reactivity studies. We showed that dialkylgallium and dialkylindium alkoxides form homochiral complexes, which is dependent on the interaction of the Lewis base with the coordination centre. The heteroselectivity of the



$[\text{Me}_2\text{M}(\mu\text{-OCH}(\text{Me})\text{CO}_2\text{Me})_2]$ ($\text{M} = \text{Ga}$ and In) species was strongly dependent on the excess of homochiral dimeric active species in the course of polymerization occurring in a controlled manner. Despite a certain similarity between the stereoselectivities of the discussed systems in the ROP of *rac*-LA and enantioselective organic transformations with metal complexes, the specificity of polymerization imposes certain requirements that must be fulfilled to design catalysts/catalytic systems for the stereoselective polymerization of *rac*-LA:

- The formation of homochiral dimeric or higher multi-nuclear (*e.g.* trimeric, tetrameric) species that retain their structure during the polymerization of *rac*-LA.
- The excess of homochiral species.
- The exchange between homochiral and heterochiral diastereomers, which leads to the transformation of heterochiral species formed after the insertion of *rac*-LA into homochiral species (Scheme 4), is the prerequisite for heteroselective polymerization. For isoselective polymerization, the latter would not be a requirement.
- The lack of intermolecular transesterification, which strongly affects the tacticity of the resulting PLA.

If the initial requirements are fulfilled, the stereoselectivity is expected to depend on:

- The maximum stereoselectivity of the homochiral species. This parameter may vary depending on the complex used, while the metal coordination centre and ligands should have a strong influence.
- The exchange rate between the heterochiral and homochiral complexes. An exchange rate that is very slow in comparison with the polymerization rate may lead to a decrease in the heteroselectivity.
- The higher activity of homochiral over heterochiral species, which leads to the positive non-linear effect described above.

This is the first report that clearly shows that chiral recognition leading to homochiral metal alkoxides can be a strategy for the formation of stereoselective catalysts for the polymerization of *rac*-LA. Most importantly, our concept could be extended to stereoselective multinuclear catalysts for other types of polymerization, especially ROP of chiral cyclic esters and other classes of chiral heterocyclic monomers. The use of the effect of homochiral multinuclear species on the stereoselective polymerization of heterocyclic monomers for the design and synthesis of new efficient systems based on the proposed model is currently of scientific interest to us.

4. Experimental

4.1 Materials and methods

All operations were carried out under dry argon using standard Schlenk techniques. Solvents and reagents were purified and dried prior to use. Solvents were either dried over potassium (toluene, hexane) or calcium hydride (CH_2Cl_2), or purified using MBRAUN Solvent Purification Systems (MB-SPS-800). *rac*-Lactide was purchased from Aldrich and further purified

by crystallization from anhydrous toluene. (*S*)-Methyl lactate and *rac*-methyl lactate were purchased from Aldrich, dried over molecular sieves and distilled under argon. Me_3Ga and Me_3In were purchased from STREM Chemicals, Inc. and used as received. (*S,S*)- $[\text{Me}_2\text{Ga}(\mu\text{-OCH}(\text{Me})\text{CO}_2\text{Me})_2]$ ¹⁸ and *rac*-HOCH(Me) $\text{C}_5\text{H}_4\text{N}^{44}$ were synthesized according to the literature. (*R,R*)-**1** was synthesized analogously to (*S,S*)-**1** and its structure was confirmed on the basis of NMR spectroscopy (see the ESI†).

¹H and ¹³C NMR spectra were recorded on Agilent 400-MR DD2 400 MHz and Varian UnityPlus 200 MHz spectrometers with shifts given in ppm according to the deuterated solvent shift. PGSE NMR (DOSY) experiments were performed on an Agilent DD2 600 MHz spectrometer equipped with an HCN probe. FTIR spectra were recorded on a FTIR Perkin Elmer System 2000 instrument. GPC measurements were recorded on a Spectra-Physics chromatograph equipped with two high performance Plgel 5 μm MIXED-C columns and detectors: RI (VE3580 Viscotek) and viscometer (270 Dual Detector Array Viscotek) with universal calibration according to a polystyrene standard. MALDI-TOF spectra were recorded on a Bruker ultrafleXtreme mass spectrometer.

4.2 Syntheses

Synthesis of 1. *rac*- $[\text{Me}_2\text{Ga}(\mu\text{-OCH}(\text{Me})\text{CO}_2\text{Me})_2]$ was synthesized analogously to (*S,S*)-**1** in the equimolar reaction of Me_3Ga and *rac*-methyl lactate to give a white crystalline solid in essentially quantitative yield.¹⁸ The product was recrystallized from methylene chloride/hexane solution at -18 °C and the colorless crystals were dried under vacuum. ¹H NMR (CD_2Cl_2 , 400 MHz) -0.42 (s, 3H, GaCH_3), -0.35 (s, 6H, GaCH_3), -0.27 (s, 3H, GaCH_3), 1.36 (d, 6H, ³ $J(\text{H,H}) = 6.8$ Hz, CHCH_3), 3.75 (s, 6H, OCH_3), 4.39 (q, 2H, ³ $J(\text{H,H}) = 6.8$ Hz, CHCH_3); ¹³C NMR (CD_2Cl_2 , 100 MHz) -6.0 (GaMe_2), -4.7 (GaMe_2), -4.0 (GaMe_2), 22.2, 22.3, 53.5, 68.1, 68.2, 179.1, (C=O) 179.3 (C=O).

Synthesis of 2 and (*S,S*)-2. The stirred solution of Me_3In (480 mg, 3.0 mmol) in CH_2Cl_2 (5 mL) was cooled to -85 °C and 1 mL of a CH_2Cl_2 solution of *S*-methyl lactate or *rac*-methyl lactate (313 mg, 3.0 mmol) was added dropwise. The evolution of gas was observed immediately after mixing the reagents. The cooling bath was removed and the reaction mixture was warmed slowly to room temperature and stirred for an additional 1 h. Solvent and volatiles were removed under vacuum to give a white crystalline solid, which was recrystallized from methylene chloride/hexane solution at -18 °C to give colorless crystals in around 70% yield. ¹H NMR (CD_2Cl_2 , 400 MHz) of (*S,S*)-**2**: -0.32 (s, 6H, InCH_3), 1.31 (d, 3H, ³ $J(\text{H,H}) = 6.8$ Hz, CHCH_3), 3.75 (s, 3H, OCH_3), 4.39 (q, 1H, ³ $J(\text{H,H}) = 6.8$ Hz, CHCH_3); ¹³C NMR (CD_2Cl_2 , 100 MHz) of (*S,S*)-**2**: -5.7 (InMe_2), 23.7, 53.5, 67.7, 183.7 (C=O).

¹H NMR (CD_2Cl_2 , 400 MHz) of **2**: -0.35 , -0.32 , -0.27 (s, 6H, InCH_3), 1.31 (d, 3H, ³ $J(\text{H,H}) = 6.8$ Hz, CHCH_3), 3.75 (s, 3H, OCH_3), 4.39 (q, 1H, ³ $J(\text{H,H}) = 6.8$ Hz, CHCH_3); ¹³C NMR (CD_2Cl_2 , 100 MHz) of **2**: -6.7 (InMe_2), -5.7 (InMe_2), -4.5 (InMe_2), 23.7, 23.8, 53.5, 67.7, 67.9, 183.5 (C=O), 183.7 (C=O).



Synthesis of 3. A stirred solution of Me₃Ga (303 mg, 2.6 mmol) in CH₂Cl₂ (10 mL) was cooled to -70 °C and 2 mL of CH₂Cl₂ solution of *rac*-HOCH(Me)C₅H₄N (325 mg, 2.6 mmol) was added dropwise. The cooling bath was removed and the reaction mixture was warmed. Before the reaction mixture reached room temperature, the evolution of gas was observed. Then the reaction mixture was stirred for an additional 2 h. Solvent and volatiles were removed under vacuum to give a white crystalline solid in essentially quantitative yield. Recrystallization from methylene chloride/hexane solution at -18 °C led to colorless crystals which were dried under vacuum (176 mg, 30%). ¹H NMR (CD₂Cl₂, 400 MHz): -0.38 (s, 6H, GaCH₃), 1.50 (d, 3H, ³J(H,H) = 6.8 Hz, CHCH₃), 5.15 (q, 1H, ³J(H,H) = 6.8 Hz, CHCH₃), 7.28–7.31 (m, 2H, CH_{Ar}), 7.75–7.79 (m, 1H, CH_{Ar}), 8.35–8.37 (m, 1H, CH_{Ar}); ¹³C NMR (CD₂Cl₂, 100 MHz): -3.9 (GaMe₂), 26.0, 69.8, 121.0, 123.1, 138.5, 145.0, 165.4.

Synthesis of 4. A stirred solution of Me₃In (252 mg, 1.6 mmol) in CH₂Cl₂ (5 mL) was cooled to -80 °C and 1 mL of a CH₂Cl₂ solution of *rac*-HOCH(Me)C₅H₄N (194 mg, 1.6 mmol) was added dropwise. The evolution of gas was observed immediately after mixing the reagents. The cooling bath was removed and the reaction mixture was warmed slowly to room temperature and stirred for an additional 1 h. The solvent and volatiles were removed under vacuum to give a white crystalline solid, which was recrystallized from methylene chloride/hexane solution at -18 °C, and colorless crystals were dried under vacuum (273 mg, 65%). ¹H NMR (THF-*d*₈, 400 MHz): -0.40 (s, 1H, InCH₃), -0.33 (s, 4H, InCH₃), -0.24 (s, 1H, InCH₃), 1.49 (m, 3H, CHCH₃), 5.20 (q, 1H, ³J(H,H) = 6.4 Hz, CHCH₃), 7.35–7.40 (m, 2H, CH_{Ar}), 7.82–7.84 (m, 1H, CH_{Ar}), 8.40–8.41 (m, 1H, CH_{Ar}); ¹³C NMR (THF-*d*₈, 100 MHz): -7.9 (InMe₂), -6.5 (InMe₂), -4.5 (InMe₂), 27.5, 27.8, 69.5, 69.7, 121.5, 121.7, 122.9, 123.0, 138.3, 146.00, 167.2.

Details of polymerization studies of *rac*-LA. In a typical run, the methylene chloride solution (20 mL) of *rac*-LA (0.9 g, 6.24 mmol), the catalyst (0.12 mmol) and an appropriate amount of amine were thermostated for the indicated time. Each polymerization was quenched by the addition of HCl solution (5%, 50 mL). The organic phase was separated, washed twice with water (50 mL), and dried under vacuum to give PLA as a white solid. ¹H NMR (CDCl₃, 400 MHz): (a) PLA signals, 1.46–1.55 (m, 3H, CHCH₃), 5.10–5.23 (m, 1H, CHCH₃) (b) end groups for PLA: 1.47 (d, ³J(H,H) = 6.8 Hz, CHCH₃), 3.73, 3.74 (s, 3H OCH₃), 4.34 (q, 1H, ³J(H,H) = 6.8 Hz, CHCH₃).

X-ray structure determination. Single crystals of (*R,S*)-1, (*S,S*)-2, (*R,S*)-2 and 3 suitable for X-ray diffraction studies were selected under a polarizing microscope, mounted in inert oil and transferred to the cold gas stream of the diffractometer. Diffraction data were measured with graphite-monochromated MoK α (λ = 0.71073) radiation on the Oxford Diffraction κ -CCD Gemini A Ultra diffractometer. Cell refinement and data collection, as well as data reduction and analysis, were performed with CRYSLIS^{PRO} software.⁴⁵ Using Olex2,⁴⁶ the structure was solved with the ShelXT⁴⁷ structure solution program using Direct Methods and refined with the SHELXL-2013 program⁴⁸

refinement package using Least Squares minimization. CCDC 1438998–1439001 contain the supplementary crystallographic data for this paper.

Crystal data for (*R,S*)-1. C₁₂H₂₆Ga₂O₆ (M = 405.77 g mol⁻¹): monoclinic, space group $P2_1/c$, a = 8.15438(13) Å, b = 8.28026(15) Å, c = 12.8297(2) Å, β = 92.0637(14)°, V = 865.70(3) Å³, Z = 2, T = 120.0(1) K, μ (MoK α) = 3.130 mm⁻¹, D_{calc} = 1.557 g cm⁻³, 40 636 reflections measured ($7.016^\circ \leq 2\theta \leq 53.744^\circ$), 1870 unique ($R_{\text{int}} = 0.0352$, $R_{\text{sigma}} = 0.0096$) which were used in all calculations. The final R_1 was 0.0188 ($I > 2\sigma(I)$) and wR_2 was 0.0462 (all data).

Crystal data for (*S,S*)-2. C₁₂H₂₆O₆In₂ (M = 495.97 g mol⁻¹): triclinic, space group $P1$, a = 6.9927(3) Å, b = 8.3025(3) Å, c = 8.4128(3) Å, α = 76.086(3)°, β = 83.924(3)°, γ = 87.628(3)°, V = 471.37(3) Å³, Z = 1, T = 100.0(3) K, μ (MoK α) = 2.463 mm⁻¹, D_{calc} = 1.747 g cm⁻³, 20 453 reflections measured ($7.806^\circ \leq 2\theta \leq 52.744^\circ$), 3846 unique ($R_{\text{int}} = 0.0283$, $R_{\text{sigma}} = 0.0180$) which were used in all calculations. The final R_1 was 0.0158 ($I > 2\sigma(I)$) and wR_2 was 0.0398 (all data).

Crystal data for (*R,S*)-2. C₁₂H₂₆In₂O₆ (M = 495.97 g mol⁻¹): monoclinic, space group $P2_1/c$ (no. 14), a = 8.2700(2) Å, b = 8.4677(2) Å, c = 13.1476(3) Å, β = 91.014(2)°, V = 920.56(4) Å³, Z = 2, T = 120.0(1) K, μ (MoK α) = 2.522 mm⁻¹, D_{calc} = 1.789 g cm⁻³, 14 092 reflections measured ($6.888^\circ \leq 2\theta \leq 52.742^\circ$), 1885 unique ($R_{\text{int}} = 0.0281$, $R_{\text{sigma}} = 0.0131$) which were used in all calculations. The final R_1 was 0.0202 ($I > 2\sigma(I)$) and wR_2 was 0.0461 (all data).

Crystal data for 3. C₁₈H₂₈Ga₂N₂O₂ (M = 443.86 g mol⁻¹): monoclinic, space group $P2_1/n$, a = 8.0739(4) Å, b = 8.5229(5) Å, c = 14.4630(8) Å, β = 97.288(5)°, V = 987.20(9) Å³, Z = 2, T = 120.0(1) K, μ (MoK α) = 2.741 mm⁻¹, D_{calc} = 1.493 g cm⁻³, 8468 reflections measured ($6.982^\circ \leq 2\theta \leq 55.736^\circ$), 2362 unique ($R_{\text{int}} = 0.0237$, $R_{\text{sigma}} = 0.0171$) which were used in all calculations. The final R_1 was 0.0283 ($I > 2\sigma(I)$) and wR_2 was 0.0765 (all data).

Acknowledgements

This study was financially supported by the National Science Centre of Poland (SONATA BIS2 Programme, Grant No. DEC-2012/07/E/ST5/02860). PH and AL also thank the Ministry of Science and Higher Education of Poland (IUVENTUS PLUS Programme, Grant No. IP2010012970). The NMR diffusometry measurements (DOSY) were carried out at the Biological and Chemical Research Centre, University of Warsaw, established within a project co-financed by the European Union through the European Regional Development Fund under the Operational Programme Innovative Economy (2007–2013).

Notes and references

- 1 C. Puchot, O. Samuel, E. Dunach, S. Zhao, C. Agami and H. B. Kagan, *J. Am. Chem. Soc.*, 1986, **108**, 2353.
- 2 For selected examples see: (a) D. Guillaneux, S.-H. Zhao, O. Samuel, D. Rainford and H. B. Kagan, *J. Am. Chem. Soc.*,



- 1994, **116**, 9430; (b) C. Girard and H. B. Kagan, *Angew. Chem., Int. Ed.*, 1998, **37**, 2922; (c) B. L. Feringa and R. A. van Delen, *Angew. Chem., Int. Ed.*, 1999, **38**, 3418; (d) H. B. Kagan, *Adv. Synth. Catal.*, 2001, **343**, 227; (e) J. Inanaga, H. Furuno and T. Hayano, *Chem. Rev.*, 2002, **102**, 2211; (f) T. Satyanarayana, S. Abraham and H. B. Kagan, *Angew. Chem., Int. Ed.*, 2009, **48**, 456; (g) D. G. Blackmond, *Tetrahedron: Asymmetry*, 2010, **21**, 1630.
- 3 R. Nonokawa and E. Yashima, *J. Am. Chem. Soc.*, 2003, **125**, 1278.
- 4 K. Nakano, T. Hiyama and K. Nozaki, *Chem. Commun.*, 2005, 1871.
- 5 M. Vert, *Biomacromolecules*, 2005, **6**, 538.
- 6 (a) J. M. Becker, R. J. Pounder and A. P. Dove, *Macromol. Rapid Commun.*, 2010, **31**, 1923; (b) M. J. Stanford and A. P. Dove, *Chem. Soc. Rev.*, 2010, **39**, 486.
- 7 For selected reviews see: ref. 6b, (a) B. J. O'Keefe, M. A. Hillmyer and W. B. Tolman, *J. Chem. Soc., Dalton Trans.*, 2001, 2215; (b) O. Dechy-Cabaret, B. Martin-Vaca and D. Bourissou, *Chem. Rev.*, 2004, **104**, 6147; (c) J. Wu, T. L. Yu, C. T. Chen and C. C. Lin, *Coord. Chem. Rev.*, 2006, **250**, 602; (d) A. P. Dove, *Chem. Commun.*, 2008, 6446; (e) C. A. Wheaton, P. G. Hayes and B. J. Ireland, *Dalton Trans.*, 2009, 4832; (f) C. M. Thomas, *Chem. Soc. Rev.*, 2010, **39**, 165; (g) P. J. Dijkstra, H. Du and J. Feijen, *Polym. Chem.*, 2011, **2**, 520; (h) S. Słomkowski, S. Penczek and A. Duda, *Polym. Adv. Technol.*, 2014, **25**, 436.
- 8 For selected monomeric isoselective catalysts see: Al: (a) C. P. Radano, G. L. Baker and M. R. III Smith, *J. Am. Chem. Soc.*, 2000, **122**, 1552; (b) T. M. Ovitt and G. W. Coates, *J. Am. Chem. Soc.*, 2002, **124**, 1316; (c) N. Nomura, R. Ishii, M. Akakura and K. Aoi, *J. Am. Chem. Soc.*, 2002, **124**, 5938; (d) Z. Zhong, P. J. Dijkstra and J. Feijen, *Angew. Chem., Int. Ed.*, 2002, **41**, 4510; (e) Z. Zhong, P. J. Dijkstra and J. Feijen, *J. Am. Chem. Soc.*, 2003, **125**, 11291; (f) K. Majerska and A. Duda, *J. Am. Chem. Soc.*, 2004, **126**, 1026; (g) X. Pang, H. Du, X. Chen, X. Wang and X. Jing, *Chem. – Eur. J.*, 2008, **14**, 3126; (h) M. H. Chisholm, N. J. Patmore and Z. Zhou, *Chem. Commun.*, 2005, 127; (i) M. Bouyahyi, E. Grunova, N. Marquet, E. Kirillov, C. M. Thomas, T. Roisnel and J.-F. Carpentier, *Organometallics*, 2008, **27**, 5815; (j) H. Du, A. H. Velders, P. J. Dijkstra, J. Sun, Z. Zhong, X. Chen and J. Feijen, *Chem. – Eur. J.*, 2009, **15**, 9836; (k) A. Alaaeddine, C. M. Thomas, T. Roisnel and J.-F. Carpentier, *Organometallics*, 2009, **28**, 1469. Y: (l) M. Bouyahyi, N. Ajellal, E. Kirillov, C. M. Thomas and J.-F. Carpentier, *Chem. – Eur. J.*, 2011, **17**, 1872. Ga: (m) C. Bakewell, A. J. P. White, N. Long and C. K. Williams, *Inorg. Chem.*, 2013, **52**, 12561. Zn: (n) M. Honrado, A. Otero, J. Fernandez-Baeza, L. F. Sanchez-Barba, A. Lara-Sanchez, J. Tejada, M. P. Carrion, J. Martinez-Ferrer, A. Garces and A. M. Rodriguez, *Organometallics*, 2013, **32**, 3437; (o) H. Wang and H. Ma, *Chem. Commun.*, 2013, **49**, 8686; (p) S. Abbina and G. Du, *ACS Macro Lett.*, 2014, **3**, 689. Zr, Hf: (q) B. Rajashekhar, S. K. Roymuhury, D. Chakraborty and V. Ramkumar, *Dalton Trans.*, 2015, **44**, 16280. Na, K: (r) Z. Dai, Y. Sun, J. Xiong, X. Pan and J. Wu, *ACS Macro Lett.*, 2015, **4**, 556; (s) Y. Sun, J. Xiong, Z. Dai, X. Pan, N. Tang and J. Wu, *Inorg. Chem.*, 2016, **55**, 136.
- 9 For selected heteroselective monomeric catalysts see: Zn and Mg: (a) B. M. Chamberlain, M. Cheng, D. R. Moore, T. M. Ovitt, E. B. Lobkovsky and G. W. Coates, *J. Am. Chem. Soc.*, 2001, **123**, 3229; (b) M. H. Chisholm, J. Gallucci and K. Phomphrai, *Inorg. Chem.*, 2002, **41**, 2785; (c) D. J. Darensbourg and O. Karroonnirun, *Inorg. Chem.*, 2010, **49**, 2360; (d) L. F. Sanchez-Barba, A. Garces, J. Fernandez-Baeza, A. Otero, C. Alonso-Moreno, A. Lara-Sanchez and A. M. Rodriguez, *Organometallics*, 2011, **30**, 2775; (e) A. Otero, J. Fernandez-Baeza, L. F. Sanchez-Barba, J. Tejada, M. Honrado, A. Garces, A. Lara-Sanchez and A. M. Rodriguez, *Organometallics*, 2012, **31**, 4191. Ca: (f) M. H. Chisholm, J. Gallucci and K. Phomphrai, *Chem. Commun.*, 2003, 48; (g) D. J. Darensbourg, W. Choi, O. Karroonnirun and N. Bhuvanesh, *Macromolecules*, 2008, **41**, 3493; (h) M. G. Cushion and P. Mountford, *Chem. Commun.*, 2011, **47**, 2276. Y: (i) Y. A. Amgoune, C. M. Thomas, T. Roisnel and J.-F. Carpentier, *Chem. – Eur. J.*, 2006, **12**, 169; (j) L. Clark, M. G. Cushion, H. E. Dyer, A. D. Schwarz, R. Duchateau and P. Mountford, *Chem. Commun.*, 2010, **46**, 273; (k) T. P. A. Cao, A. Buchard, X. F. Le Goff, A. Auffrant and C. K. Williams, *Inorg. Chem.*, 2012, **51**, 2157; (l) J. S. Klitzke, T. Roisnel, E. Kirillov, O. D. L. Casagrande and J.-F. Carpentier, *Organometallics*, 2014, **33**, 309. Ge: (m) A. J. Chmura, C. J. Chuck, M. Davidson, M. D. Jones, M. D. Lunn, S. D. Bull and M. F. Mahon, *Angew. Chem., Int. Ed.*, 2007, **46**, 2280. Zr and Hf: (n) A. J. Chmura, M. G. Davidson, C. J. Frankis, M. D. Jones and M. D. Lunn, *Chem. Commun.*, 2008, 1293.
- 10 For isoselective dimeric complexes see: In: (a) D. C. Aluthge, B. O. Patrick and P. Mehrkhodavandi, *Chem. Commun.*, 2013, **49**, 4295. Zn: (b) M. Honrado, A. Otero, J. Fernández-Baeza, L. F. Sánachez-Barba, A. Garcés, A. Lara-Sánchez and A. M. Rodriguez, *Organometallics*, 2014, **33**, 1859. Zn, Mg: (c) Y. Sun, Y. Cui, J. Xiong, Z. Dai, N. Tang and J. Wu, *Dalton Trans.*, 2015, **44**, 16383.
- 11 For examples of heteroselective dimeric complexes see: Zn: (a) T. R. Jensen, L. E. Breyfogle, M. A. Hillmyer and W. B. Tolman, *Chem. Commun.*, 2004, 2504. In: (b) A. Pietrangelo, S. C. Knight, A. K. Gupta, L. J. Yao, M. A. Hillmyer and W. B. Tolman, *J. Am. Chem. Soc.*, 2010, **132**, 11649. Ln: (c) M. Sinenkov, E. Kirillov, T. Roisnel, G. Fukin, A. Trifonov and J.-F. Carpentier, *Organometallics*, 2011, **30**, 5509. Zr: (d) S. Pappuru, E. R. Chokkapu, D. Chakraborty and V. Ramkumar, *Dalton Trans.*, 2013, **42**, 16412. Mg: (e) A. Garcés, L. F. Sánachez-Barba, J. Fernández-Baeza, A. Otero, M. Honrado, A. Lara-Sánchez and A. M. Rodriguez, *Inorg. Chem.*, 2013, **52**, 12691. Zn: (f) T. J. J. Whitehorn, B. Vabre and F. Schaper, *Dalton Trans.*, 2014, **43**, 6339.
- 12 R. H. Platel, A. J. P. White and C. K. Williams, *Chem. Commun.*, 2009, 4115.



- 13 S. Fortun, P. Daneshmand and F. Schaper, *Angew. Chem., Int. Ed.*, 2015, **54**, 13669.
- 14 (a) A. F. Douglas, B. O. Patrick and P. Mehrkhodavandi, *Angew. Chem., Int. Ed.*, 2008, **47**, 2290; (b) I. Yu, A. Acosta-Ramirez and P. Mehrkhodavandi, *J. Am. Chem. Soc.*, 2012, **134**, 12758; (c) J. Fang, I. Yu, P. Mehrkhodavandi and L. Maron, *Organometallics*, 2013, **32**, 6950; (d) D. C. Aluthge, E. X. Yan, J. M. Ahn and P. Mehrkhodavandi, *Inorg. Chem.*, 2014, **53**, 6828; (e) D. C. Aluthge, J. M. Ahn and P. Mehrkhodavandi, *Chem. Sci.*, 2015, **6**, 5284.
- 15 M. Hu, M. Wang, H. Zhu, L. Zhang, H. Zhang and L. Sun, *Dalton Trans.*, 2010, **39**, 4440.
- 16 H. Ma, T. P. Spaniol and J. Okuda, *Angew. Chem., Int. Ed.*, 2006, **45**, 7818.
- 17 M. Hu, M. Wang, P. Zhang, L. Wang, F. Zhu and L. Sun, *Inorg. Chem. Commun.*, 2010, **13**, 968.
- 18 P. Horeglad, P. Kruk and J. Pécaut, *Organometallics*, 2010, **29**, 3729.
- 19 P. Horeglad, A. Litwińska, G. Z. Żukowska, D. Kubicki, G. Szczepaniak, M. Dranka and J. Zachara, *Appl. Organomet. Chem.*, 2013, **27**, 328.
- 20 (a) P. Hormnirun, E. L. Marshall, V. C. Gibson, A. J. P. White and D. J. Williams, *J. Am. Chem. Soc.*, 2004, **126**, 2688; (b) A. Stopper, J. Okuda and M. Kol, *Macromolecules*, 2012, **45**, 698; (c) P. Horeglad, G. Szczepaniak, M. Dranka and J. Zachara, *Chem. Commun.*, 2012, **48**, 1171; (d) W. Zhao, Y. Wang, X. Liu, X. Chen, D. Cui and E. Y. X. Chen, *Chem. Commun.*, 2012, **48**, 6375; (e) M. Normand, E. Kirillov, T. Roisnel and J.-F. Carpentier, *Organometallics*, 2012, **31**, 1448; (f) W. Zhao, Y. Wang, X. Liu, X. Chen and D. Cui, *Chem. – Asian J.*, 2012, **7**, 2403; (g) C. Bakewell, A. J. P. White, N. Long, X. F. L. Goff, A. Auffrant and C. K. Williams, *J. Am. Chem. Soc.*, 2012, **134**, 20577; (h) C. Bakewell, A. J. P. White, N. J. Long and C. K. Williams, *Angew. Chem., Int. Ed.*, 2014, **53**, 9226; (i) H. Wang, Y. Yang and H. Ma, *Macromolecules*, 2014, **47**, 7750; (j) M. J. Walton, S. J. Lancaster and C. Redshaw, *ChemCatChem*, 2014, **6**, 1892; (k) P. Horeglad, M. Cybularczyk, B. Trzaskowski, G. Z. Żukowska, M. Dranka and J. Zachara, *Organometallics*, 2015, **34**, 3480.
- 21 (a) S. M. Guillaume, E. Kirillov, Y. Sarazin and J.-F. Carpentier, *Chem. – Eur. J.*, 2015, **21**, 7988; (b) A. J. Teator, D. N. Lastovickova and C. W. Bielawski, *Chem. Rev.*, 2015, DOI: 10.1021/acs.chemrev.5b00426.
- 22 E. Oledzka, P. Horeglad, Z. Gruszczyńska, A. Plichta, G. Nałęcz-Jawecki and M. Sobczak, *Molecules*, 2014, **19**, 19460.
- 23 For examples on the model lactate metal derivatives for active species in ROP of lactide see: ref. 9l and J. S. Klitzke, T. Roisnel, E. Kirillov, O. D. L. Casagrande and J.-F. Carpentier, *Organometallics*, 2014, **33**, 5693, and references therein.
- 24 (a) A. Pietrangelo, M. A. Hillmyer and W. B. Tolman, *Chem. Commun.*, 2009, 2736. For the review on gallium and indium complexes for the ring-opening polymerizations of cyclic esters, see: (b) S. Dagorne, M. Normand, E. Kirillov and J.-F. Carpentier, *Coord. Chem. Rev.*, 2013, **257**, 1869.
- 25 M. P. Blake, A. D. Schwarz and P. Mountford, *Organometallics*, 2011, **30**, 1202.
- 26 F. Yuan, C. Zhu, J. Sun, Y. Liu and Y. Pan, *J. Organomet. Chem.*, 2003, **682**, 102.
- 27 H. Schumann, S. Wernik, F. Girgsdies and R. Weimann, *Main Group Met. Chem.*, 1996, **19**, 331.
- 28 C. J. Carmalt and S. J. King, *Coord. Chem. Rev.*, 2006, **250**, 682.
- 29 *Lewis Basicity and Affinity Scales: Data and Measurement*, ed. C. Laurence and J.-F. Gal, John Wiley & Sons Ltd, Chichester, United Kingdom, 2010.
- 30 M. Urbańczyk, D. Bernin, W. Koźmiński and K. Kazmierczuk, *Anal. Chem.*, 2013, **85**, 1828.
- 31 E. Hecht, T. Gelbrich, K.-H. Thiele and J. Sieler, *Main Group Chem.*, 2000, **3**, 109.
- 32 H. Schumann, J. Kaufmann, B. C. Wassermann, F. Girgsdies, N. Jaber and J. Blum, *Z. Anorg. Allg. Chem.*, 2002, **628**, 971.
- 33 J. Lewiński, J. Zachara and I. Justyniak, *Chem. Commun.*, 1997, 1519.
- 34 (a) S. J. Rettig, A. Storr, J. Trotter and K. Urich, *Can. J. Chem.*, 1984, **62**, 2783; (b) M. Westerhausen, A. N. Kneifel, P. Mayer and H. Nöth, *Z. Anorg. Allg. Chem.*, 2004, **630**, 2013.
- 35 (a) K.-H. Thiele, E. Hecht, T. Gelbrich and U. Dümichen, *J. Organomet. Chem.*, 1997, **540**, 89; (b) S. Basharat, C. J. Carmalt, R. Palgrave, S. A. Barnett, D. A. Tocher and H. O. Davies, *J. Organomet. Chem.*, 2008, **693**, 1787.
- 36 H. Schumann, M. Frick, B. Heymer and F. Grigsdies, *J. Organomet. Chem.*, 1996, **512**, 117.
- 37 E. Hecht, *Z. Anorg. Allg. Chem.*, 2000, **626**, 1642.
- 38 Y. Shen, Y. Pan, X. Jin, X. Xu, X. Sun and X. Huang, *Polyhedron*, 1999, **18**, 2423.
- 39 (a) J.-Z. Hu, M. Yang, X.-S. Wu, Y. Pan, Y.-J. Liu and X.-Z. Sun, *Chin. J. Inorg. Chem.*, 1999, **15**, 347; (b) C. E. Knapp, L. Pemberton, C. J. Carmalt, D. Pugh, P. F. McMillan, S. A. Barnett and D. A. Tocher, *Main Group Chem.*, 2010, **9**, 31.
- 40 For selected examples of solvent effect on the stereoselectivity of *rac*-LA polymerization see: Zn: (a) H. Y. Chen, B. H. Huang and C. C. Lin, *Macromolecules*, 2005, **38**, 5400; (b) F. Drouin, P. O. Oguadinma, T. J. J. Whitehorne, R. E. Prud'homme and F. Schaper, *Organometallics*, 2010, **29**, 2139. Mg: 9b, (c) M. H. Chisholm, J. C. Gallucci and K. Phomphrai, *Inorg. Chem.*, 2005, **44**, 8004; (d) J. C. Wu, B. H. Huang, M. L. Hsueh, S. L. Lai and C. C. Lin, *Polymer*, 2005, **46**, 9784. Al: (e) M. H. Chisholm, N. J. Patmore and Z. Zhou, *Chem. Commun.*, 2005, 127; (f) M. H. Chisholm, J. C. Gallucci, K. T. Quisenberry and Z. Zhou, *Inorg. Chem.*, 2008, **47**, 2613.
- 41 For the comparison of gallium and indium complexes concerning their stereoselectivity in *rac*-LA polymerization see for instance ref. 20e.
- 42 K. Press, I. Goldberg and M. Kol, *Angew. Chem., Int. Ed.*, 2015, **54**, 14858.



- 43 P. L. Arnold, J.-C. Buffet, R. P. Blaudeck, S. Sujecki, A. J. Blake and C. Wilson, *Angew. Chem., Int. Ed.*, 2008, **47**, 6033.
- 44 J. E. Steves and S. S. Stahl, *J. Am. Chem. Soc.*, 2013, **135**, 15742.
- 45 *CRYCALISPRO Software system*, Agilent Technologies, Oxford, UK, 2014.
- 46 O. V. Dolomanov, L. J. Bourhis, R. J. Gildea, J. A. K. Howard and H. Puschmann, *J. Appl. Crystallogr.*, 2009, **42**, 339.
- 47 G. M. Sheldrick, *Acta Crystallogr., Sect. A: Fundam. Crystallogr.*, 2015, **71**, 3.
- 48 G. M. Sheldrick, *Acta Crystallogr., Sect. A: Fundam. Crystallogr.*, 2008, **64**, 112.

