



Chem Soc Rev

**Late-Stage Functionalization of BN-Heterocycles**

Journal:	<i>Chemical Society Reviews</i>
Manuscript ID	CS-TRV-03-2019-000218.R1
Article Type:	Tutorial Review
Date Submitted by the Author:	07-May-2019
Complete List of Authors:	McConnell, Cameron; Boston College, Chemistry Liu, Shih-Yuan; Boston College, Chemistry

SCHOLARONE™  
Manuscripts

## ARTICLE

## Late-Stage Functionalization of BN-Heterocycles

Cameron R. McConnell<sup>a</sup> and Shih-Yuan Liu<sup>a\*</sup>Received 00th January 20xx,  
Accepted 00th January 20xx

DOI: 10.1039/x0xx00000x

BN/CC isosterism has emerged as a viable strategy to expand the chemical space of organic molecules. In particular, the application of BN/CC isosterism to arenes has received significant attention due to the vast available chemical space provided by aromatic hydrocarbons. The synthetic efforts directed at assembling novel aromatic BN heterocycles have resulted in the discovery of new properties and functions in a variety of fields including biomedical research, medicinal chemistry, materials science, catalysis, and organic synthesis. This tutorial review specifically covers recent advances in synthetic technologies that functionalize assembled boron-nitrogen (BN) heterocycles and highlights their distinct reactivity and selectivity in comparison to their carbonaceous counterparts. It is intended to serve as a state-of-the-art compendium for readers who are interested in the reaction chemistry of BN heterocycles.

## Introduction

Arenes are a ubiquitous motif found across many fields of chemistry, and accordingly the last two decades have seen significant research efforts devoted to BN/CC isosterism in arenes.<sup>1</sup> Replacing a CC bond with a BN bond in an arene has been demonstrated to be a viable strategy for expanding chemical space. Introduction of a polarized BN bond fundamentally alters the properties of a given molecule; in this way, BN isosteres of arenes, or azaborines, have advanced research in the fields of biomedical research, materials science, and catalysis.<sup>2,3,4</sup> The burgeoning of applications of azaborines is a direct result of advances in the synthetic access to these heterocycles.

The aim of this tutorial review is to provide all of the available methods for the late-stage functionalization of 1,2-azaborines, including monocyclic 1,2-azaborines as well as BN-naphthalenes (with connected BN units) and higher-order BN-polyaromatic hydrocarbons (PAHs). In this context, late-stage functionalization means any method used to install a functional group after the azaborine heterocycle itself has been synthesized. This review serves as a practical guide for engaging in azaborine research and covers the synthetic toolbox available for functionalizing each azaborine.

While much progress is yet to be made, the functionalization of azaborines has seen substantial development in the past few years. Some of this progress has come from harnessing the unique reactivity of 1,2-azaborines but the majority of developments in late-stage functionalization are a result of adapting established arene chemistry to BN-containing substrates. Regardless of the type of reactivity, developing methods to elaborate the azaborine core is essential to increasing the number of potential

applications. Azaborine chemistry as an emerging area provides both challenges and opportunities to the practicing synthetic chemist. The susceptibility of certain BN-compounds to degradation by water or oxidation represents a significant hurdle in developing new synthetic methods. On the other hand, the presence of the BN bond provides access to inherent selectivity not available to all-carbon compounds, as the reduction in the symmetry of the molecule renders each position of the 1,2-azaborine electronically distinct. This tutorial review is organized by the BN heterocyclic structural motif followed by reaction types.

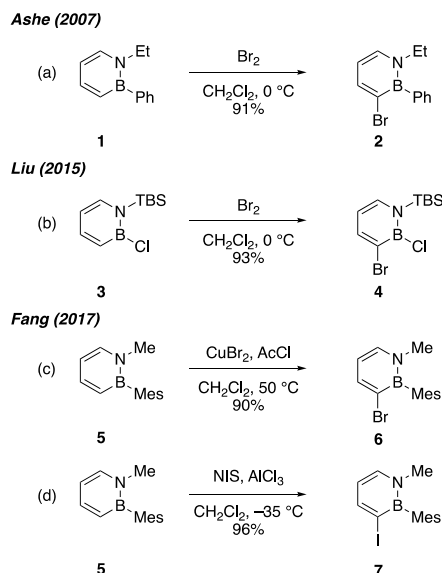
## 1,2-Azaborines

## Electrophilic Aromatic Substitution (EAS)

One of the hallmark reactions of aromatic compounds is electrophilic aromatic substitution (EAS). In 2007, Ashe first demonstrated that monocyclic 1,2-azaborines could undergo EAS. Compound **1** undergoes rapid reaction with molecular bromine, installing a bromine with complete regioselectivity at the C3 position (Scheme 1a).<sup>5</sup> According to calculations,<sup>6</sup> the C3 and C5 positions of the 1,2-azaborine are the most electron-rich, and are thus expected to undergo electrophilic attack. Halogenation opens a suite of well-developed reactions for converting aryl halides into a host of functionalized arenes (*vide infra*). The building block 1,2-azaborine **3\*** also reacts with bromine to afford C3-Br **4** in high yield (Scheme 1b).<sup>7</sup> This triply orthogonal 1,2-azaborine synthon can be further functionalized at the N, B, and C3 positions. Fang developed an alternative method for bromination with CuBr<sub>2</sub> as the bromine source and acetyl chloride as an activating agent (Scheme 1c).<sup>8</sup> In another publication by the Fang group, the C3 position of **5** underwent electrophilic attack with NIS activated by AlCl<sub>3</sub> in high yield (Scheme 1d).<sup>9</sup>

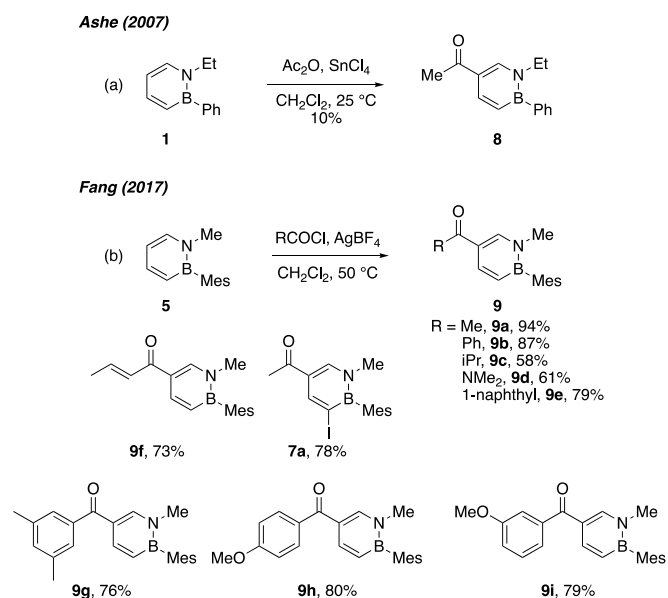
<sup>a</sup> Department of Chemistry, Boston College, Chestnut Hill, Massachusetts 02467-3860 United States

\*Compound **3** is now commercially available from www.strem.com, catalog number 05-0150. Accessed on 3/23/2019.



**Scheme 1** Halogenation of various 1,2-azaborines through EAS.

While the C3 position of the 1,2-azaborine attacks halogen electrophiles, the C5 position tends to engage in Friedel-Crafts reactivity. Ashe also reported the first example of C5 substitution; Friedel-Crafts acetylation of compound **1** proceeds in poor yield in the presence of acetic anhydride and SnCl<sub>4</sub> (Scheme 2a).<sup>5</sup> The 10% yield of acetylated **8** and messy product mixture suggest significant side-reactivity. Fang built on the work of Ashe to develop an improved Friedel-Crafts acylation method for *N*-methyl, *B*-mesityl-substituted azaborine **5** (Scheme 2b).<sup>9</sup> The mesityl (Mes = 2,4,6-trimethylphenyl) group is known to provide robustness to the azaborine heterocycle against unwanted side reactions such as oxidative degradation. AgBF<sub>4</sub> activates various acylchlorides at 50 °C in CH<sub>2</sub>Cl<sub>2</sub> toward Friedel-Crafts reaction with 1,2-azaborines **5** or **7**.



**Scheme 2** Acylation of 1,2-azaborines at C5 position.

Preference for substitution at the C5 instead of the C3 position may be explained by the presence of the bulky mesityl group. Intriguingly, when the reaction was performed with AlCl<sub>3</sub>, no regioselectivity was observed. The substrate scope for the AgBF<sub>4</sub> mediated reaction includes alkanoyl, alkenoyl, and aroyl chlorides as well as one example of a carbamic chloride to furnish compounds **9a-i**. Electron-deficient substrates are a limitation of this method, as they could not be activated with AgBF<sub>4</sub>.

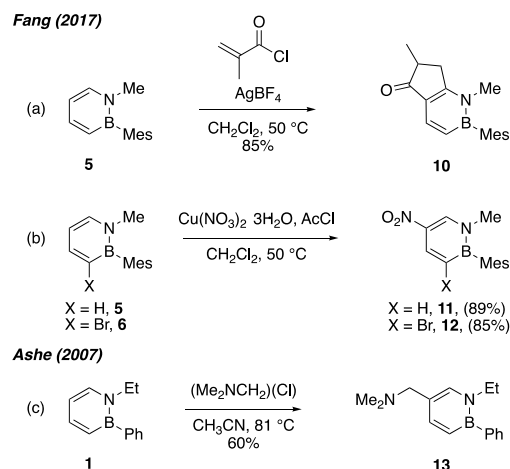
Other types of C5 substitution reactions are illustrated in Scheme 3. As part of their acylation work, the Fang group investigated the reaction between **5** and methacryloyl chloride, which produced BN-indanone analogue **10** (Scheme 3a).<sup>9</sup> According to the proposed mechanism, **5** first undergoes C5 Friedel-Crafts acylation followed by a Nazarov cyclization at the C6 position. In another report, Fang and co-workers developed a procedure for the regioselective nitration of **5** and **6** (Scheme 3b).<sup>8</sup> In the presence of a metal-nitrate hydrate and acetyl chloride a nitro group is installed at the C5 position in good yield, likely via a radical mechanism. In the presence of radical scavengers compound **5** produced the C5-acetylated compound **9a**. Ashe demonstrated that *N,N*-dimethylmethyleiminium chloride reacts with **1** in refluxing acetonitrile to afford **13** in moderate yield (Scheme 3c),<sup>5</sup> adding another example of a C5 selective substitution reaction.

### C-H Borylation

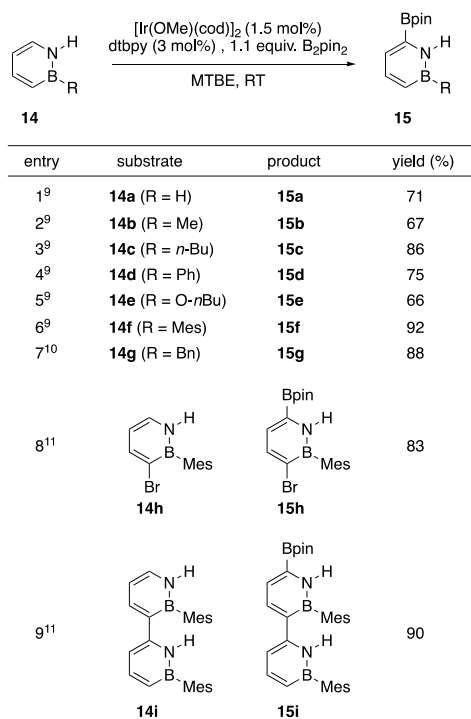
In addition to halogens, boronate esters are a versatile platform for forming bonds to arenes. C-H borylation proceeds at room temperature with complete regioselectivity for the most acidic C6-H position of parent azaborine **14a** (Scheme 4).<sup>10</sup> The preference for borylating the 1,2-azaborine ring is maintained in the presence of a phenyl ring within the same molecule as in **14d**, as well as in direct competition experiments with benzene itself. Various groups are tolerated in the reaction, including alkyl, aryl, and the alkoxide group at the boron position as well as the Br group at the C3 position (e.g., **14h**).<sup>11</sup>

### Cross-coupling

Optimization of a Suzuki cross-coupling for 1,2-azaborines followed the development of C-H borylation. Many substituted



**Scheme 3** Other C5 functionalization methods by Ashe and Fang.



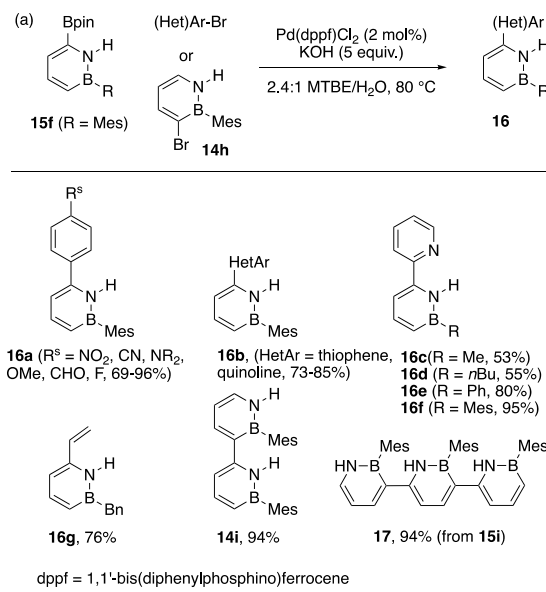
**Scheme 4** Substrate table for the C-H borylation of 1,2-azaborines.

phenyl bromides, heteroaryl bromides, and one example of an alkenyl bromide undergo cross-coupling with C6 borylated azaborines **15** (Scheme 5a).<sup>10</sup> The cross-coupled products **16** with *B*-alkyl or *B*-aryl substituents were prepared with Pd(dppf)Cl<sub>2</sub> as the catalyst and KOH as the base at 80 °C. 1,2-Azaborine can also be coupled to itself by reacting borylated **15f** with brominated **14h** to form dimer **14i** (Scheme 5a).<sup>11</sup> Another iteration of borylation and subsequent coupling between dimer **15i** and brominated **14h** produces trimer **17**. With some adjustment to the reaction conditions, C6 borylated, C3 brominated **15h** functions as a monomer in a polymerization process (via Suzuki coupling) to afford polymer **18** (Scheme 5b).<sup>11</sup>

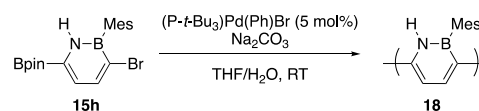
1,2-Azaborines bearing B-H or B-OR substitution generally required milder conditions, as these compounds are more susceptible to hydrolysis (Scheme 6). Thus, the borylated parent 1,2-azaborine **15a** undergoes the cross-coupling reaction at room temperature promoted by the more mild base Na<sub>2</sub>CO<sub>3</sub> solubilized with minimal water.<sup>10</sup> Under the room temperature conditions, compound **15e** maintains its *n*-butoxide substituent at the boron position in an *n*-BuOH/H<sub>2</sub>O solvent system. While the acidic N-H bond could theoretically participate in a competitive Buchwald-Hartwig C-N coupling, only the Suzuki coupling products were observed.

Just as C-H borylation opened up the possibility for Suzuki coupling of 1,2-azaborines at the C6 position, so too did bromination provide access to cross-coupling methods at the C3 position. For synthon **4** (Scheme 7), Negishi cross-coupling was selected due to the ready availability and low toxicity of zinc reagents as well as their functional group compatibility.<sup>7</sup> In addition, Negishi couplings do not require borophilic additives. The catalyst

Pd(*P*-*t*-Bu<sub>3</sub>)<sub>2</sub> promotes cross-coupling between alkyl, alkenyl, and aryl zinc halides and **4** at room temperature (Scheme 7). The labile Suzuki Coupling



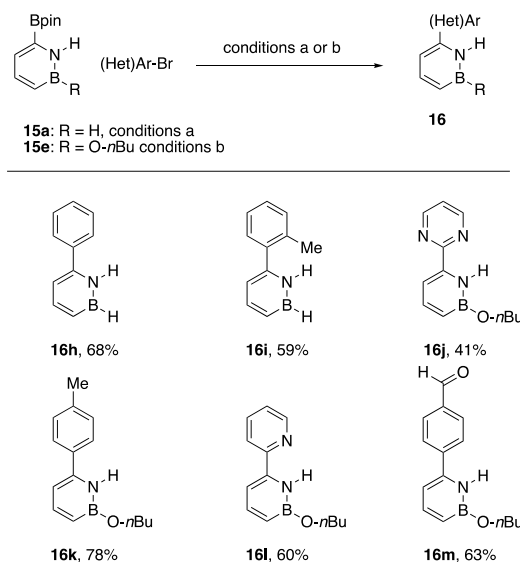
(b)



**Scheme 5** a) Suzuki cross-coupling of borylated 1,2-azaborines. b) Polymerization of C6-borylated, C3-brominated monomer via Suzuki cross-coupling.

B-Cl bond remains intact, and thus the boron position can be subsequently functionalized (*vide infra*). No background reactivity with zincates was observed in the absence of catalyst.

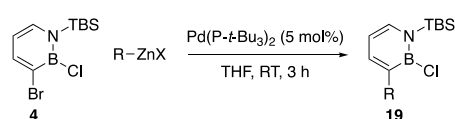
#### Suzuki Coupling



Conditions a: 2 mol% Pd<sub>2</sub>dba<sub>3</sub>, 8 mol% P(*o*-tolyl)<sub>3</sub>, 4 equiv. Na<sub>2</sub>CO<sub>3</sub>, 18:1 THF/H<sub>2</sub>O, RT. Conditions b: 1 mol% Pd(OAc)<sub>2</sub>, 2 mol% SPhos, 1.3 equiv. K<sub>3</sub>PO<sub>4</sub>, 30:1 *n*-BuOH/H<sub>2</sub>O, 60 °C. dba = dibenzylidenediacetone.

**Scheme 6** Suzuki cross-coupling of *B*-H and *B*-*O*-*n*Bu substituted 1,2-azaborines.

Negishi Coupling



entry	R-ZnX	yield (%) <sup>a</sup>
1	<i>n</i> -Pr-ZnBr	<b>19a</b> , 87
2	1-phenylvinyl-ZnBr	<b>19b</b> , 97
3	vinyl-ZnBr	<b>19c</b> , 69
4	2-(1,3-dioxan-2-yl)ethyl-ZnBr	<b>19d</b> , 69
5	4-chlorophenyl-ZnI	<b>19e</b> , 83
6	3,4,5-trifluorophenyl-ZnBr	<b>19f</b> , 91

<sup>a</sup>Yield determined by <sup>1</sup>H NMR.

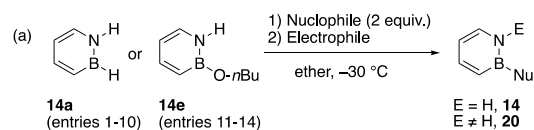
Scheme 7 Negishi cross-coupling of C3-Br 1,2-azaborine **4**.

Nucleophilic Substitution

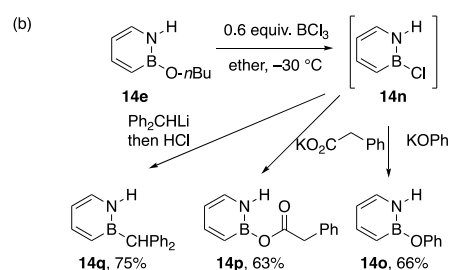
For hydrocarbon-based arenes and other heterocycles, nucleophilic substitutions typically require highly activated substrates (e.g. 2-fluoropyridine) and/or harsh conditions involving strong nucleophiles and high temperatures.<sup>12</sup> The vacant p-type orbital on the boron atom of the 1,2-azaborine renders the boron position susceptible to nucleophilic attack. Thus, more mild conditions and a greater variety of nucleophiles can typically be employed with BN heterocycles. This section details numerous examples of nucleophilic substitution at the boron atom as well as selected examples of substitution-type reactions at the C3 position.

In 2011 Liu and coworkers investigated the reactivity of the parental 1,2-azaborine **14a** with strong nucleophiles and developed a one-pot method for disubstitution at the N and B positions of the 1,2-azaborine.<sup>13</sup> Adding two equivalents of a strong nucleophile such as *n*-BuLi to parent 1,2-azaborine **14a** induces the boron-hydride to act as a leaving-group, leading to a substitution reaction (Scheme 8a, entries 1-10). One equivalent of the *n*-BuLi deprotonates the acidic N-H, and the resulting amide can then be quenched with an electrophile, yielding monosubstituted **14** (E = H) or disubstituted **20** (E ≠ H). The disubstitution reaction with respect to 1,2-azaborines was later expanded to include an alkoxide leaving-group on boron (Scheme 8a, entries 11-14).<sup>14</sup> Suitable nucleophiles include alkyl, alkenyl, aryl, and alkynyl organometallic reagents and electrophiles susceptible to attack by the nitrogen atom of the 1,2-azaborine in this one-pot procedure include proton, chlorotrimethylsilane, iodomethane, and benzylchloride. While alkoxides are suitable nucleophiles for the parent **14a** they are unable to displace the *n*-butoxide group in **14e**. Instead, ligand exchange between the 1,2-azaborine-alkoxide **14e** and borontrichloride *in-situ* generates the more reactive *B*-Cl **14n**, which then can undergo substitution with potassium phenoxide, potassium phenylacetate, or the hindered diphenylmethyl lithium (Scheme 8b).<sup>14</sup>

Many examples now exist for the simple nucleophilic displacement at the boron position of a 1,2-azaborine, in particular when the leaving-group is a halide. In 2007, the Liu group introduced *N*-ethyl-*B*-Cl substituted 1,2-azaborine synthon **21** to allow general access to *B*-substituted 1,2-azaborines.<sup>15</sup> The scope with respect to the nucleophiles is quite broad, including various N-,



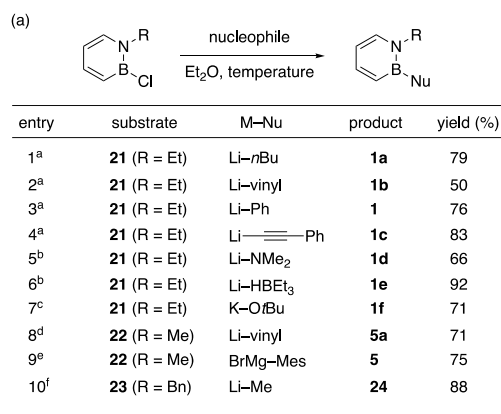
entry	M-Nu	E-X	product	yield (%)
1	Na-O <i>t</i> Bu	H-Cl	<b>14j</b>	63
2	K-Oallyl	H-Cl	<b>14k</b>	79
3	Li- <i>n</i> Bu	H-Cl	<b>14l</b>	81
4	Li- <i>n</i> Bu	H-Cl	<b>14c</b>	80
5	Li-Ph	H-Cl	<b>14d</b>	98
6	BrMg-vinyl	H-Cl	<b>14m</b>	59
7	BrMg-C≡C-Ph	H-Cl	<b>14n</b>	71
8	Li- <i>n</i> Bu	TMS-Cl	<b>20a</b>	89
9	Li- <i>n</i> Bu	Me-I	<b>20b</b>	67
10	Li- <i>n</i> Bu	Bn-Cl	<b>20c</b>	60
11	BrMg-vinyl	H-Cl	<b>14m</b>	62
12	Li- <i>n</i> Bu	H-Cl	<b>14c</b>	83
13	Li-Me	Me-I	<b>20d</b>	49
14	Li-Me	TMS-Cl	<b>20e</b>	63



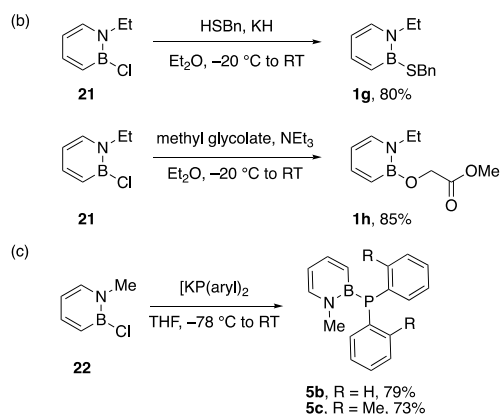
Scheme 8 a) Nucleophilic substitution reaction of 1,2-azaborine. b) *In-situ* generation of *N*-H-*B*-Cl-1,2-azaborine **14n** followed by nucleophilic substitution at boron.

O-based nucleophiles and alkyl, alkenyl, and aryl organometallic reagents (Scheme 9a). In addition to the *N*-Et derivatives **15**, examples of *N*-Me- (compounds **5**),<sup>9,16</sup> and *N*-Bn-substituted 1,2-azaborine (compounds **24**)<sup>17</sup> have been reported. Substitution at boron is also possible with nucleophiles generated *in-situ* with non-nucleophilic bases such as KH and Et<sub>3</sub>N (Scheme 9b).<sup>15</sup> Phosphides can also displace the chloride leaving-group, forming azaborine-containing triarylphosphine ligands **5b** and **5c** (Scheme 9c).<sup>18</sup> Neutral nucleophiles are in general not capable of displacing the chloride from the boron atom. However, when the chloride is replaced with the triflate (OTf<sup>-</sup>) leaving-group, pyridines become suitable nucleophiles to form cationic adducts **26** from the *B*-OTf-substituted 1,2-azaborine **25** (Scheme 10).<sup>19</sup>

The commercially available *N*-TBS-*B*-Cl 1,2-azaborine **3** has emerged as a foundational building block for the chemistry of monocyclic 1,2-azaborines and thus deserves special mention. In addition to the chloride leaving-group on boron, the TBS protecting group on nitrogen serves as a handle for late-stage functionalization. Compound **3** can be difunctionalized in a simple process: nucleophilic addition at the boron position followed by removal of the *N*-TBS group and subsequent functionalization at the nitrogen position. The scope of nucleophiles includes alkyl, aryl, alkynyl and benzylic organometallic species; non-anionic nucleophiles such as isopropanol can also be added in the presence of exogenous base (Scheme 11). For *N*-TBS, *B*-alkyl- or aryl-



<sup>a</sup> –78 °C to RT, <sup>b</sup> –20 °C to RT, <sup>c</sup> –10 °C to RT, <sup>d</sup> –91 °C to RT, <sup>e</sup> –35 °C to RT, <sup>f</sup> RT,

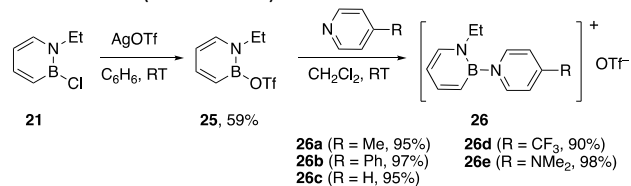


**Scheme 9** a) Nucleophilic substitution of *N*-alkyl-*B*-Cl 1,2-azaborines. b) Substitution with *in-situ* generated nucleophiles. c) Synthesis of azaborine-containing triarylphosphine ligands.

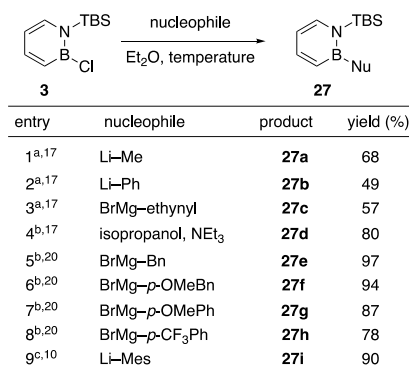
substituted 1,2-azaborines, the *N*-TBS group can subsequently be removed with TBAF (*vide infra*, Scheme 16).

Nucleophilic addition at the boron position is also possible with sterically more hindered C3-substituted *N*-TBS-*B*-Cl-1,2-azaborines (Scheme 12). C3-vinyl substituted 1,2-azaborines **28g** and **28h** were converted to BN-analogues of indenyl anion and naphthalene, respectively.<sup>7</sup> In the case of C3-brominated substrate **4**,<sup>20</sup> it appears that addition to boron with organolithium reagents occurs more rapidly than lithium-halogen exchange at the C3-Br position.

Ashe has reported additional transformations of C3-halide substituted 1,2-azaborine beyond cross-coupling chemistry.<sup>5</sup> For example, C3-brominated 1,2-azaborine **2** is converted to cyano-substituted **29a** with CuCN at elevated temperature (Scheme 13a).<sup>5</sup> Reportedly the synthesis of a 1,2-azaborine-phenol **29b** has been accomplished presumably via a C3-iodinated 1,2-azaborine intermediate (Scheme 13b).<sup>†</sup>

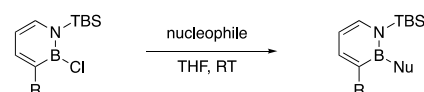


**Scheme 10** Preparation of azaborine cations from *B*-OTf-substituted 1,2-azaborine **25**.



<sup>a</sup> –78 °C to RT, <sup>b</sup> RT, <sup>c</sup> –20 °C to RT

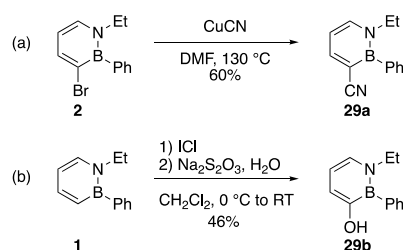
**Scheme 11** Nucleophilic substitution of *N*-TBS-*B*-Cl 1,2-azaborine.



entry	substrate	nucleophile	product	yield (%)
1–6 <sup>7</sup>	<b>19a–f</b> (from Scheme 7)	BrMg–Me, LiBr	<b>28a–f</b>	51–97
7 <sup>7</sup>	<b>19c</b> R = vinyl	BrMg–allyl	<b>28g</b>	94
8 <sup>7</sup>	<b>19c</b> R = vinyl	BrMg–homoallyl	<b>28h</b>	60
9 <sup>20</sup>	<b>19a</b> R = <i>n</i> -Pr	BrMg–Bn	<b>28i</b>	85
10 <sup>20</sup>	<b>4</b> R = Br	BrMg–Bn	<b>28j</b>	82
11 <sup>11</sup>	<b>4</b> R = Br	Li–Mes	<b>28k</b>	69

Numbers in superscript correspond to the citations listed in the Reference section.

**Scheme 12** Nucleophilic addition to sterically hindered C3-substituted *N*-TBS-*B*-Cl-1,2-azaborines.

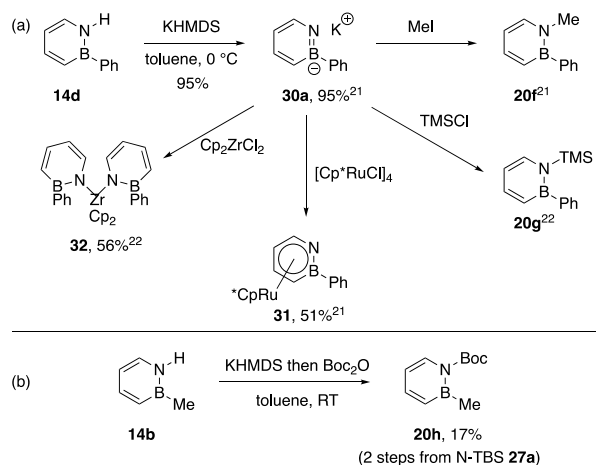


**Scheme 13** Nucleophilic substitutions at C3 position of azaborine.

### Electrophilic Substitution at Nitrogen

The *p*K<sub>a</sub> of the azaborine N-H bond is approximately 24, much more acidic than the other C-H positions on the ring, which have *p*K<sub>a</sub>'s between 43 and 47.<sup>10</sup> Ashe demonstrated that strong amide bases such as LDA<sup>21</sup> or KHMDS<sup>22</sup> can generate amide **30a** from *N*-H substituted **14d** in high yield (Scheme 14a). Compound **30a** can be isolated as a solid and then reacted with various electrophiles such as MeI<sup>21</sup> or TMSCl<sup>22</sup> to afford **20f** and **20g**, respectively. Complexes of 1,2-azaborine with transition metals (e.g., Ru(II)<sup>21</sup> or Zr(IV)<sup>22</sup>) can also be synthesized from **30a**. Liu demonstrated that deprotonation of 1,2-azaborine **14b** followed by quenching with di-*tert*-butyldicarbonate furnishes the *N*-Boc protected 1,2-azaborine **20h** (Scheme 14b).<sup>17</sup> Liu also demonstrated that epoxides can serve as

<sup>†</sup>Intriguingly, the <sup>11</sup>B NMR shift of compound **29b** (28 ppm) typically indicates the presence of a B–O bond.



**Scheme 14** a) Generation of amide **30a** and *N*-substitution with electrophiles. b) Boc protection of the *N*-position of the 1,2-azaborine.

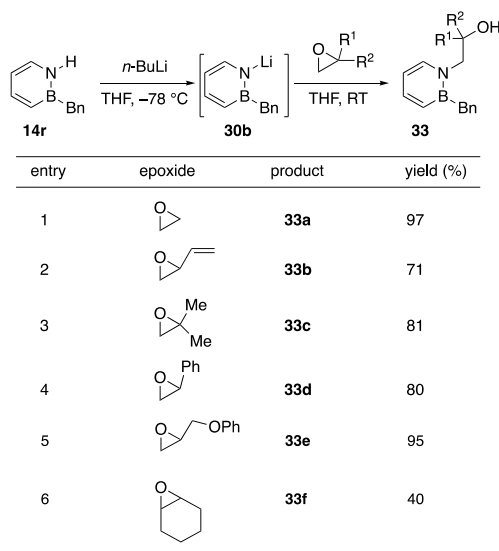
suitable electrophiles for 1,2-azaborine anions such as **30b** to produce  $\beta$ -amino alcohols **33** (Scheme 15).<sup>20</sup>

An alternative method for generating amides such as **30a** or **30b** is to treat an *N*-silyl protected 1,2-azaborine with TBAF; the intermediate amide can then be quenched for example with a proton to afford the corresponding *N*-H-1,2-azaborine. Examples include *N*-TMS<sup>21</sup> and *N*-TBS-substituted 1,2-azaborines (Scheme 16).<sup>10,16,20,23,24</sup>

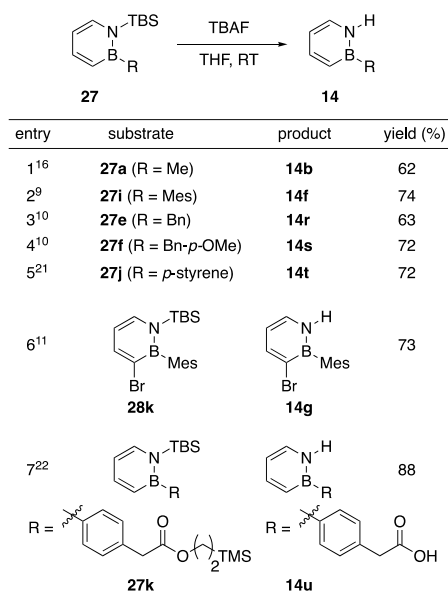
#### B-X Activation

In addition to the direct displacement of a suitable leaving-group (e.g., H, Cl, OR) at the boron position with a nucleophile via an addition/elimination process, a boron substituent can be installed by transition-metal catalyzed *B*-X activation chemistry. This section summarizes methods for functional group interconversions at the boron position mediated by rhodium and copper complexes.

In 2013, the Liu group described a Rh-catalyzed arylation

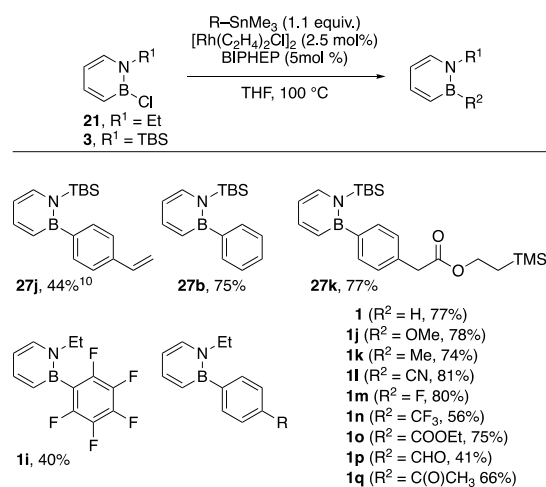


**Scheme 15** Reaction between 1,2-azaborine amide **30b** and epoxides.



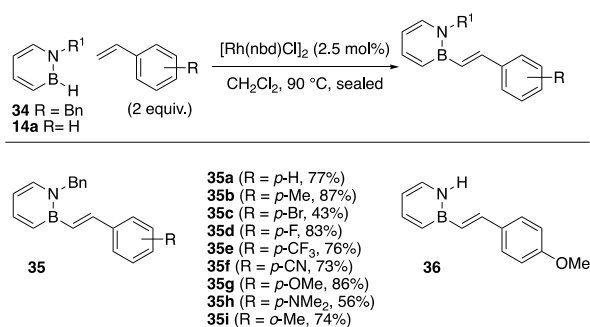
**Scheme 16** Removal of the *N*-TBS protecting group of 1,2-azaborine.

of *B*-Cl substituted 1,2-azaborines **21** and **3** with arylstannanes (Scheme 17).<sup>24</sup> Mechanistic studies reveal that the reaction proceeds by a series of transmetalations, first between the Rh catalyst and the arylstannane followed by the transfer of the aryl group from Rh to the 1,2-azaborine. A wide variety of arylstannanes are tolerated including those containing esters, aldehydes, ketones, and arylstannanes bearing electron-withdrawing, and electron-donating groups. The BN-analogue of felbinac, a non-steroidal anti-inflammatory drug, was prepared with the key bond-forming step being the arylation of **3** to afford **27k** followed by global deprotection with TBAF to yield BN felbinac **14u** (see Scheme 16 for its structure). In addition to Rh-catalyzed *B*-Cl arylation, the Liu group also demonstrated *B*-H activation with a Rh-catalyst.<sup>25</sup> While the relatively non-hydridic *B*-H bond does not participate in hydroboration in the absence of promoters, a Rh-catalyst can effect the dehydrogenative borylation of styrenes (Scheme 18). A variety



BIPHEP = 2,2'-bis(diphenylphosphino)-1,1'-biphenyl

**Scheme 17** Rh-catalyzed arylation of *B*-Cl 1,2-azaborines.

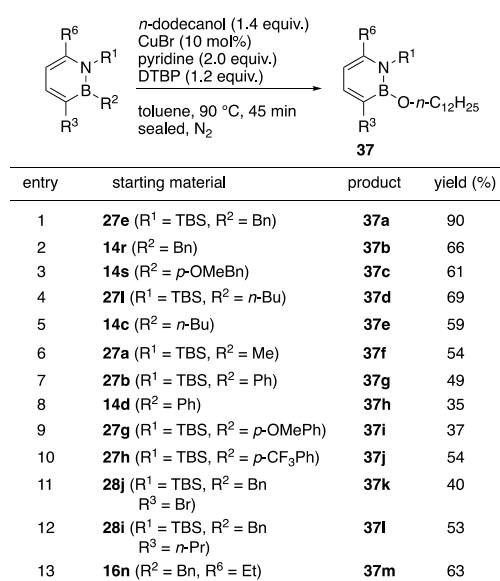


nbd = norbornadiene

**Scheme 18** Rh-catalyzed B-H activation of 1,2-azaborines.

of BN-stilbenes have been prepared with this method, including the BN-analogue **36** of the biologically active 4-methoxy-*trans*-stilbene. Only the *trans*-BN stilbenes were isolated under the reaction conditions among possible products (e.g., *cis*-stilbene or hydroboration products). A potential mechanism may involve an oxidative addition of the B-H bond to Rh followed by  $\beta$ -migratory insertion of the Rh-B bond into the styrene substrate. Subsequent  $\beta$ -hydride elimination would produce the desired *trans* BN stilbene product and a Rh dihydride complex which hydrogenates a second styrene substrate to restart the catalytic cycle.<sup>25</sup>

As previously shown, *B*-alkoxide groups of 1,2-azaborines are readily modifiable by nucleophilic substitution chemistry, however, they often are incompatible with other late-stage transformations. On the other hand, carbon-based boron groups, particularly arenes, provide chemical robustness to the 1,2-azaborines and prevent side-reactions. In 2017, the Liu group reported a reaction that exchanges *B*-alkyl or *B*-aryl moieties for a *B*-alkoxide fragment (Scheme 19).<sup>20</sup> This formal oxidation process allows carbon-based groups to function as a protecting group for the boron position that can be later transformed to the easily modifiable alkoxide moiety. Thus, under the optimized conditions, a Cu(I) compound mediates

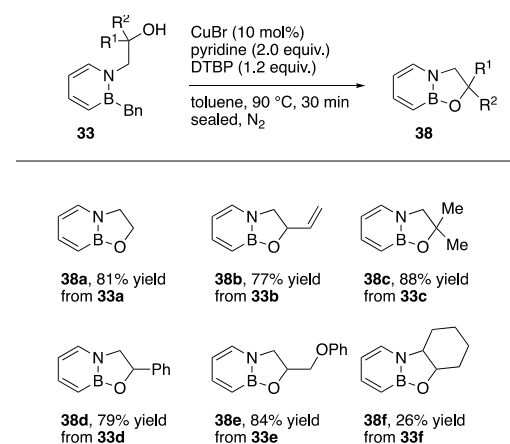
DTBP = di-*tert*-butylperoxide; if not specified, the corresponding R group is H.**Scheme 19** Cu-catalyzed B-R oxidation of 1,2-azaborines.

the homolytic cleavage of the B-C bond in the presence of a stoichiometric oxidant. Functional groups at the C6-, N-, and C3-positions are tolerated, including the *N*-TBS and the free *N*-H group. *B*-Alkyl, in particular *B*-benzyl substituted 1,2-azaborines are good substrates. *B*-Phenyl groups, as in **27b**, **14d**, **27g**, and **27h** are removed in modest yield, possibly due to decreased stability of the putative *sp*<sup>2</sup>-based phenyl radical. Notably, a C3-Br substituted 1,2-azaborine is a suitable substrate for the reaction, albeit with modest yield (Scheme 19, entry 11).

An intramolecular version of the *B*-alkyl to *B*-alkoxide exchange reaction was also demonstrated. *B*-Benzyl-substituted 1,2-azaborines **33**, accessed via ring-opening reaction of 1,2-azaborine anions with epoxides (Scheme 15), engage in the intramolecular displacement of *B*-alkyl groups to afford BN-dihydrobenzofurans **38** (Scheme 20).<sup>20</sup>

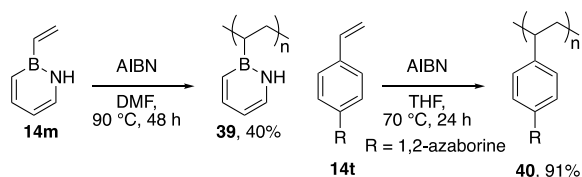
### BN-Styrene Reactivity

Like their all-carbon counterparts, BN-styrenes polymerize in the presence of free-radical initiators and also undergo controlled RAFT polymerization. Jäkle and Liu established that high molecular weight, atactic polymers can be obtained from the polymerization of monomer **14m**; the lower reactivity and yield compared to styrene was attributed to the decreased stability of the benzylic radical that is formed adjacent to boron during the polymerization process (Scheme 21).<sup>23</sup> The polymerization of the BN-analogue of *para*-vinylbiphenyl **14t** was also reported; yields comparable to the all-carbon analogue were observed. Staubitz reported the polymerization of *N*-Me monomer **5a** but obtained higher molecular weights and slightly improved reactivity compared to *N*-H monomer **14m**.<sup>16</sup> The Staubitz group was also able to copolymerize **5a** with 2-vinyltoluene. The resulting copolymer had a composition of approx. 3:2 (BN:CC) and its NMR characterization suggests a relatively random monomer distribution. The random nature of the copolymer as well as reaction progress monitoring by NMR suggest the rates of polymerization of the two monomers amongst themselves and with one another must be in the same order of magnitude. In another example of BN-styrene late-stage functionalization, the Liu group performed hydrogenation of the vinyl group in compound **16g** (Scheme 22).<sup>20</sup>

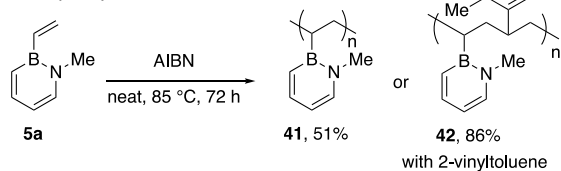
**Scheme 20** Intramolecular Cu-catalyzed *B*-R activation and oxidation of 1,2-azaborines to form BN-dihydrobenzofuran isosteres.



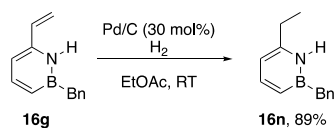
Jäkle, Liu (2016)



Staubitz (2017)



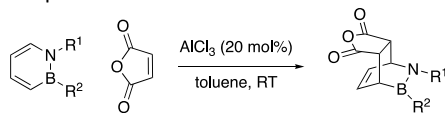
**Scheme 21** Free-radical polymerization of *B*-vinyl-1,2-azaborines.



**Scheme 22** Hydrogenation of C6-vinyl azaborine.

**Diels-Alder**

While benzene does not typically engage in Diels-Alder reactions, it was found that 1,2-azaborine undergoes [4+2] cycloaddition with activated dienophiles.<sup>17</sup> With a resonance stabilization energy (RSE) of about 32 kcal mol<sup>-1</sup>, benzene lacks sufficient thermodynamic driving force to break its aromaticity and engage in a thermal cycloaddition. On the other hand, parent azaborine **14a** has an RSE of about 19 kcal mol<sup>-1</sup> which situates it between two heterocycles known to engage in cycloaddition reactions, pyrrole (21 kcal mol<sup>-1</sup>) and furan (15 kcal mol<sup>-1</sup>). 1,2-azaborines react smoothly with maleic anhydride in the presence of a catalytic amount of AlCl<sub>3</sub> to afford the corresponding *endo*-cycloadducts; however, the reaction is highly sensitive to the nature of the boron and nitrogen substituents of the 1,2-azaborine (Scheme 23). High yields were obtained with the TBS group on nitrogen and Me or *O*-*i*Pr on boron. Yields fell precipitously when R<sup>1</sup> was changed to Boc or when R<sup>2</sup> was changed to H or alkyne. *B*-H and *B*-alkynyl 1,2-azaborines display increased measures of aromaticity (e.g., by NICS and RSE calculations) relative to *B*-alkyl or *B*-alkoxy 1,2-azaborines. Increased aromaticity corresponds to reduced Diels-Alder reaction free energy of the former compounds relative to the latter.<sup>17</sup>



entry	1,2-azaborine	R <sup>1</sup>	R <sup>2</sup>	yield (%) <sup>a</sup>
1	<b>27a</b>	TBS	Me	<b>43a</b> , 96
2	<b>24</b>	Bn	Me	<b>43b</b> , 20
3	<b>20h</b>	Boc	Me	<b>43c</b> , <5
4	<b>27b</b>	TBS	Ph	<b>43d</b> , 62
5	<b>27c</b>	TBS	≡-H	<b>43e</b> , <5
6	<b>27d</b>	TBS	<i>O</i> - <i>i</i> Pr	<b>43f</b> , 94
7	<b>27m</b>	TBS	H	<b>43g</b> , <5

<sup>a</sup>Yield determined by <sup>1</sup>H NMR.

**Scheme 23** Diels-Alder reaction of 1,2-disubstituted-1,2-azaborines.

The scope of dienophiles was limited to highly activated substrates (Scheme 24). Reactions between 1,2-azaborine and less-activated dienophiles (Scheme 24, entries 3,4) never went to completion, regardless of the conditions. High diastereoselectivities were observed with *cis*-alkenes but selectivity was eroded with *trans*-alkenes. Reaction with the unsymmetrical alkene in entry 5 led to a single regioisomer, consistent with the more nucleophilic nature of the C3 and more electrophilic nature of the C6 positions, respectively.

**BN-Naphthalenes**

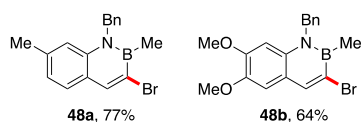
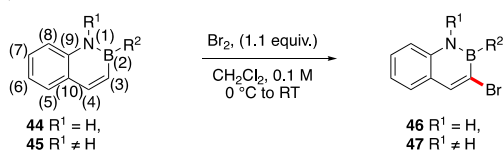
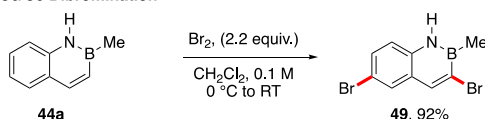
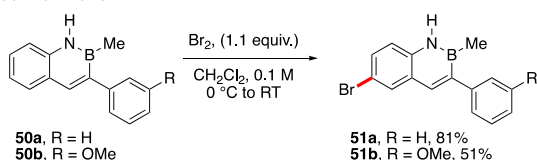
**EAS**

Some of the reactions described for 1,2-azaborines have also been optimized for BN-naphthalenes: primarily the 1,2 and 9,10 isomers and to a lesser extent the 2,1 isomer. For the purpose of this review, the prefix numbers refer to the positions of the nitrogen (first number), and boron (second number) with respect to the labelling convention of the corresponding hydrocarbon motif. Dewar pioneered the synthesis of 1,2- and 9,10-BN-naphthalenes and their “late-stage” functionalization. Molander and Fang later improved these methods for the 1,2-BN-naphthalene and 9,10-BN-naphthalene, respectively. Similar to their monocyclic counterparts, BN-naphthalenes are attacked by electrophiles at the most electron-rich position which is typically the carbon adjacent to boron atom.

In the case of 1,2-naphthalene, Molander investigated its EAS chemistry, improving reaction yields and greatly increasing the substrate scope beyond the initial work by Dewar (Scheme 25a).<sup>26</sup> Alkyl and H substituents are tolerated at nitrogen and alkyl, aryl, heteroaryl, and alkenyl substituents are tolerated at boron. Doubling the equivalents of bromine led to secondary bromination at the C6 position (Scheme 25b). Bromination at C6 also occurs when the C3 position is already substituted (Scheme 25c).

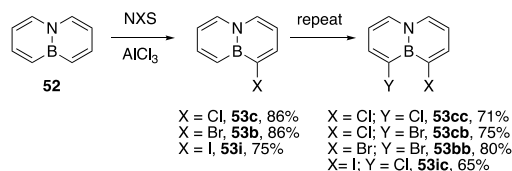
entry	dienophile	cycloadduct	yield (%)
1			<b>43a</b> , 96 <sup>a</sup> >95:5 d.r.
2			<b>43h</b> , 95 <sup>a</sup> >95:5 d.r.
3			<b>43i</b> , 9 <sup>b</sup> >95:5 d.r.
4			<b>43j</b> , 43 <sup>b</sup> 1.1:1 d.r.
5			<b>43k</b> , 90 <sup>a</sup> 1.1:1 d.r. single regioisomer

Yield determined by <sup>1</sup>H NMR. <sup>a</sup>toluene, RT, 12 h. <sup>b</sup>CH<sub>2</sub>Cl<sub>2</sub>, 50 °C, 12h

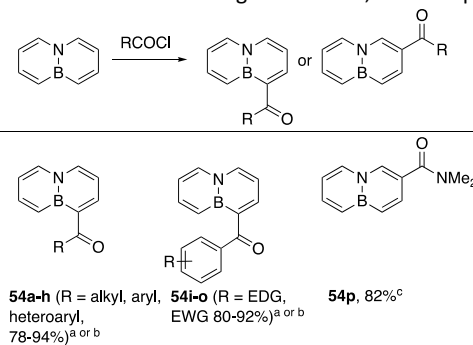
**Scheme 24** Diels-Alder reaction of azaborine **27a** with activated dienophiles.
(a) **C3 Bromination**(b) **C6/C3 Dibromination**(c) **C6 Bromination**
**Scheme 25** a) Bromination of 1,2-BN-naphthalene. b) Dibromination of 1,2-BN-naphthalene. c) Bromination of C3-substituted 1,2-BN-naphthalene.

The most nucleophilic positions of the 9,10-BN-naphthalene are the C4 and C5 carbon positions adjacent to boron. Fang developed a halogenation procedure for 9,10-BN-naphthalene using *N*-halosuccinimides promoted by  $\text{AlCl}_3$  (Scheme 26).<sup>27</sup> Repeating the process with the same or a different halogenating reagent installs a second halide at the C5 position. Acylation of 9,10-BN-naphthalene has also been demonstrated by Fang. Acylation of the C4 position with acyl chlorides proceeds in good to excellent yield with either  $\text{AlCl}_3$  or  $\text{AgBF}_4$  as the Lewis-acid promoter (Scheme 27).<sup>9</sup> Aryl and alkanoyl chlorides were effective substrates in the acylation reaction and all furnished C4 BN-naphthyl ketones. Dimethylcarbamoyl chloride was the exception, which yielded the C2 isomer **54p**. Repeating the acylation procedure with acetylated **54a** produced bisacetylated compound **54aa** (Scheme 28a). A BN-phenaleonone adduct was accessible via a tandem acylation, cyclization of **52** with methacryloyl chloride (Scheme 28b). Fang and coworkers also extended their nitration to 9,10-BN-naphthalene, which installs a nitro group at C2 position (Scheme 28c).<sup>8</sup>

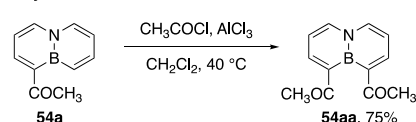
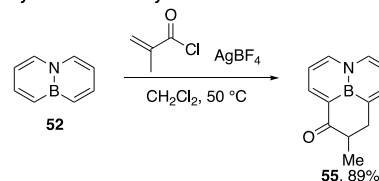
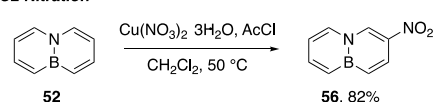
In 2018, Vaquero reported a complementary approach to the acylation reaction described by Fang and demonstrated the installation of an acyl group at the C1 position of 9,10-BN-naphthalene (Scheme 29).<sup>28</sup> Treating **52** with a strong base such as *t*-BuLi leads to



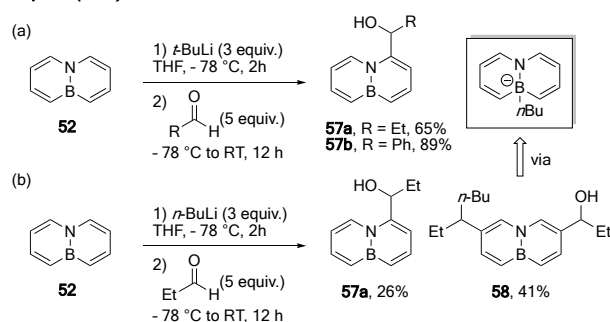
conditions: NXS (1.0 equiv.),  $\text{AlCl}_3$  (1.0 equiv.)  $\text{CH}_2\text{Cl}_2$ ,  $-35^\circ\text{C}$  to RT

**Scheme 26** Mono and dihalogenation of 9,10-BN-naphthalene.


<sup>a</sup> $\text{AlCl}_3$ ,  $\text{CH}_2\text{Cl}_2$ ,  $40^\circ\text{C}$ , 10 h. <sup>b</sup> $\text{AlCl}_3$ ,  $\text{CH}_2\text{Cl}_2$ ,  $50^\circ\text{C}$ , 24 h. <sup>c</sup> $\text{AgBF}_4$ ,  $\text{CH}_2\text{Cl}_2$ ,  $50^\circ\text{C}$ , 10 h.

**Scheme 27** Acylation of 9,10-BN-naphthalene.
(a) **Diacylation**(b) **Acylation/Nazarov Cyclization**(c) **C2 Nitration**
**Scheme 28** a). Acylation of BN-aryl ketone **54a**. b) BN-phenaleonone **55** prepared via-acylation-cyclization procedure. c) Nitration of BN-naphthalene **52**.

## Vaquero (2018)


**Scheme 29** a) C1 acylation of 9,10-BN-naphthalene. b) C2, C7 difunctionalization of 9,10-BN-naphthalene via activation with *n*-BuLi.

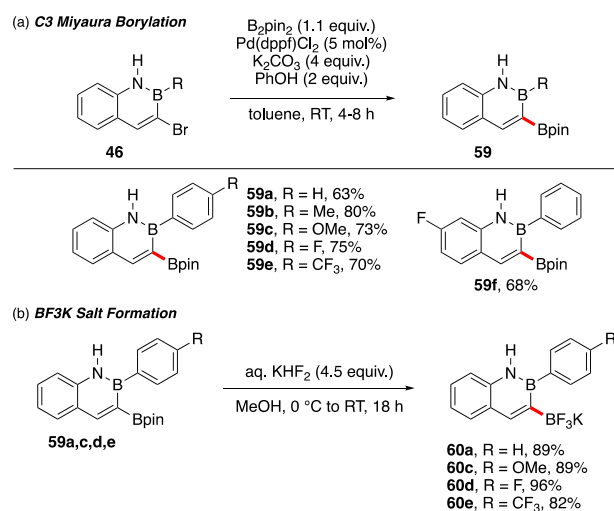
deprotonation of the most acidic C1-proton (Scheme 29a). Subsequent treatment of the C1-lithiated BN heterocycle with aldehydes furnishes alcohols **57** in good yield. The Vaquero group then discovered that the use of the more nucleophilic *n*-BuLi (vs. *t*-BuLi) can activate the C2 and C7 positions of 9,10-BN-naphthalene for EAS reactions with aldehydes (Scheme 29b). While C1-deprotonation still occurs with *n*-BuLi to form **57a**, the authors also observed the formation of C2- and C7-difunctionalized EAS product **58** in modest yield. *n*-BuLi activates compound **52** to EAS via initial addition to the boron atom to form a borate. Then the nitrogen lone pair participates in enamine-like reactivity, leading to EAS  $\beta$  to the nitrogen. It is worth noting that one of the benzylic hydroxy groups has been replaced with an *n*-butyl group.

### Borylation

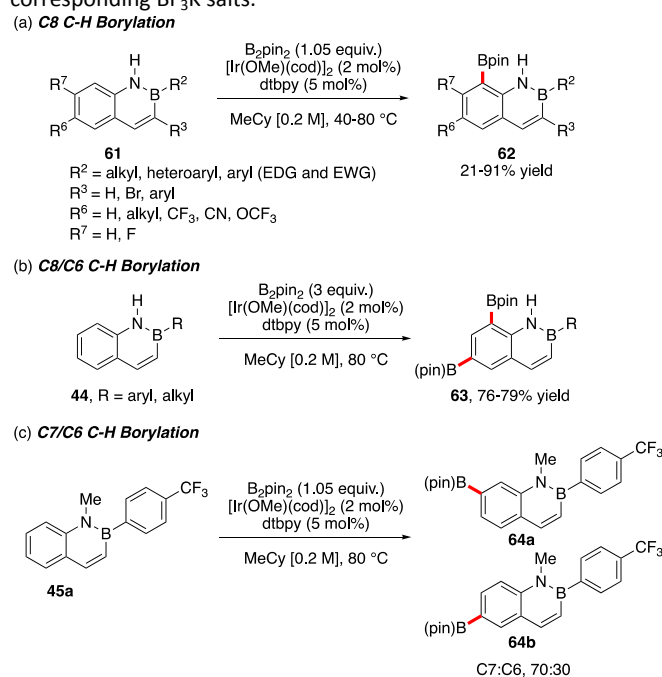
The previous section covered methods for preparing halogenated 1,2-BN-naphthalenes as electrophilic building blocks. This section will describe the synthesis of nucleophilic BN naphthalene building blocks. Molander demonstrated that brominated 1,2-BN-naphthalenes **46** can undergo Miyaura borylation at the C3 position (Scheme 30a).<sup>29</sup> C3-borylated **59** can subsequently be converted to BF<sub>3</sub>K salts **60** in good yields (Scheme 30b). Both boron reagents **59** and **60** are suitable substrates for Suzuki cross-coupling reactions (*vide infra*). Along with Miyaura borylation, Molander also described the selective C-H borylation of 1,2-BN-naphthalenes at the C8 position (Scheme 31a).<sup>30</sup> Alkyl and aryl substituents at B (R<sup>2</sup>), aryl and bromo substituents at C3 (R<sup>3</sup>), and alkyl, CF<sub>3</sub>, CN, and ether substituents at C6 (R<sup>6</sup>) are all tolerated. Anything larger than a proton on N or a proton or fluorine on C7 (R<sup>7</sup>) would sterically preclude borylation at the C8 position. The first C-H borylation is generally selective for the C8 position. A second Bpin can also be selectively installed at the C6 position to yield **62** in the presence of excess B<sub>2</sub>pin<sub>2</sub> with elevated temperatures (Scheme 31b). When the C8 position is sterically blocked, as in *N*-Me substituted **45a**, standard C-H borylation conditions lead to a mixture of C7 and C6 borylated isomers in a 70:30 ratio favoring the C7 isomer (Scheme 31c).

### Cross-Coupling

Molander, Fang, and Pei have all contributed to the cross-coupling chemistry of BN-naphthalenes. Molander has published extensively on the cross-coupling of 1,2-BN-naphthalenes, detailing a number of methods for functionalizing the C3, C6, and C8 positions totalling in the hundreds of substrates. Pei has demonstrated cross coupling at the C4 position of 1,2-BN-naphthalene, while Fang reported cross-coupling methods for the 9,10 isomer of BN naphthalene.



**Scheme 30** a) Miyaura borylation of 3-bromo-1,2-BN-naphthalenes. b) Conversion of 3-Bpin-1,2-BN-naphthalenes to corresponding BF<sub>3</sub>K salts.



**Scheme 31.** a) C-H borylation at C8 position of *N*-H-1,2-BN-naphthalene. b) Bisborylation at C8 and C6 positions of 1,2-BN-naphthalene. c) Monoborylation at C7 and C6 positions of *N*-substituted 1,2-BN-naphthalene.

C3 brominated 1,2-BN-naphthalenes **46** and **47** engage in Suzuki cross-coupling with aryl BF<sub>3</sub>K salts in modest to excellent yields (Scheme 32a).<sup>26</sup> Changing the catalyst and solvent broadened the scope of BF<sub>3</sub>K coupling partners to include alkenyl substrates (Scheme 32b).<sup>31</sup> *N*-Alkyl, *B*-aryl substituted **47** serves as the electrophilic partner in the Kumada coupling of aryl Grignard reagents (Scheme 32c).<sup>32</sup>

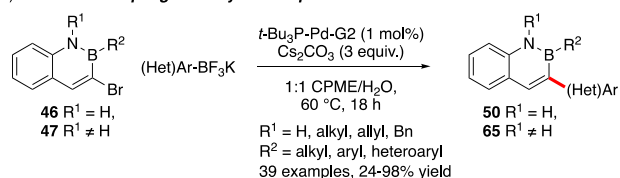
In order to extend the scope of cross-coupling reactions of 1,2-BN-naphthalenes to include alkyl reagents, Molander et al. developed the reductive cross-coupling of BN heteroaryl bromides and alkyl iodides.<sup>33</sup> Optimal conditions for the reductive cross-coupling include a Ni-catalyst supported by a bipyridine ligand, 4-ethylpyridine and NaBF<sub>4</sub> as additives, and Mn as the reductant (Scheme 33a). Cross-coupling of various alkyl iodides proceeds in

modest to excellent yield. Molander et al. subsequently expanded the scope of alkyl coupling partners to include more sensitive functional groups, especially those susceptible to reduction, by developing a photoredox/nickel dual catalytic functionalization.<sup>34</sup> The base-free method for derivatizing BN-naphthalene with ammonium bis(catecholato)silicates occurs at room temperature and is promoted by a Ni-catalyst and a Ru-derived photocatalyst (Scheme 33b). Functional groups such as esters, amides, lactams and even free amines are tolerated for the reaction.

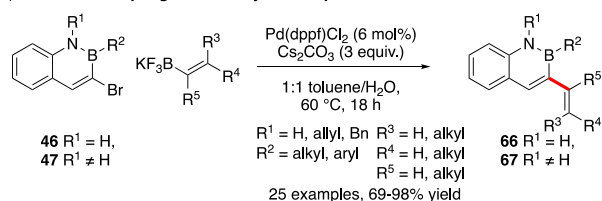
Borylated BN-naphthalenes serve as the nucleophilic partner in a cross-coupling reaction. C3-boron pinacol ester **59a** (Scheme 34a) and C3-BF<sub>3</sub>K salt **60d** (Scheme 34b) readily undergo Suzuki cross-coupling reactions.<sup>29</sup>

Molander et al. also developed a method for C3 functionalization via Suzuki cross-coupling where the BN-naphthalene contains both the nucleophile and the electrophile.<sup>32</sup> This self-arylation occurs when a *B*-aryl, C3-bromo 1,2-BN-naphthalene is treated with a palladium catalyst and strong base; the *B*-aryl group undergoes a net migration to the C3 position (Scheme 35).

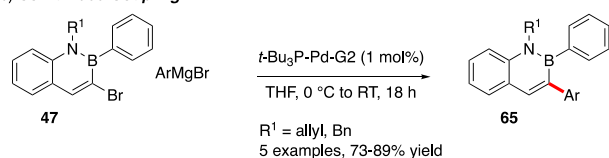
#### (a) C3 Suzuki Coupling with Aryl Nucleophiles



#### (b) C3 Suzuki Coupling with Alkenyl Nucleophiles



#### (c) C3 Kumada Coupling



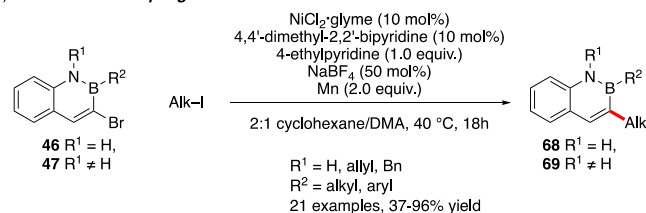
$t\text{-Bu}_3\text{P-Pd-G2}$  = chloro[bis(tri-*tert*-butylphosphine)]-[2-(2'-amino-1,1'-biphenyl)]-palladium(II).

**Scheme 32** Suzuki cross-coupling of 3-bromo-1,2-BN-naphthalenes and a) aryl BF<sub>3</sub>K reagents; b) alkenyl BF<sub>3</sub>K reagents. c) Kumada cross-coupling of 3-bromo-1,2-naphthalenes and aryl Grignard reagents.

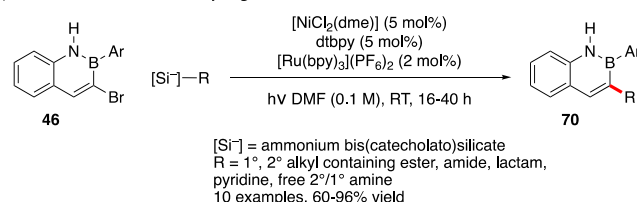
A crossover experiment revealed that the self-arylation is an intermolecular process. The boron atom of the 1,2-BN-naphthalene is hydrolyzed during the self-arylation, and the reaction affords a mixture of anhydride **71** and alcohol **72**. Treating the anhydride with KOH in THF/H<sub>2</sub>O converts it to the hydroxy compound.

Suzuki cross-coupling has been deployed as a functionalization method for other positions on the 1,2-naphthalene ring, including the C4, C6, and C8 positions. Using a bottom-up synthesis, Pei incorporated a bromine atom at the C4 position that serves as a handle for cross-coupling to afford a triaryl substituted BN-naphthalene core **74** (Scheme 36a).<sup>35</sup> Cross-coupling of

#### (a) C3 Reductive Coupling

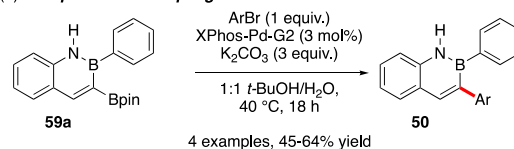


#### (b) C3 Photoredox/Cross-Coupling



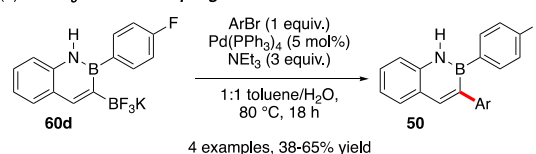
**Scheme 33** a) Reductive cross-coupling of 3-bromo-1,2-BN-naphthalenes and alkyl iodides. b) Photoredox/Nickel dual-catalytic functionalization of 3-bromo-1,2-BN-naphthalenes.

#### (a) C3-Bpin Suzuki Coupling



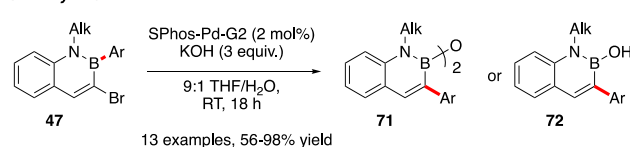
XPhos-Pd-G2 = chloro(2-dicyclohexylphosphino-2',4',6'-triisopropyl-1,1'-biphenyl)[2-(2'-amino-1,1'-biphenyl)]-palladium(II).

#### (b) C3-BF3K Suzuki Coupling



**Scheme 34** a) Cross-coupling of C3-Bpin-1,2-BN-naphthalene. b) Cross-coupling of C3-BF<sub>3</sub>K-1,2-BN-naphthalene.

#### Self-Arylation



SPhos-Pd-G2 = chloro(2-dicyclohexylphosphino-2',6'-dimethoxybiphenyl)[2-(2'-amino-1,1'-biphenyl)]-palladium(II).

**Scheme 35** Self-arylation of 1,2-BN-naphthalenes.

bisbrominated **49** or mono-C6-brominated **51** with aryl-BF<sub>3</sub>K reagents affords the corresponding C3,C6 substituted naphthalenes (Scheme 36 b,c).<sup>26</sup> The reactions depicted in Schemes 36b and c can also be performed with alkenyl-BF<sub>3</sub>K reagents (cf. Scheme 32b).<sup>31</sup> The reductive cross-coupling method depicted in Scheme 33a has also been applied to compound **51**.<sup>33</sup> Suzuki coupling is also effective with C8-Bpin **62** and a variety of aryl bromides (Scheme 36d).<sup>30</sup>

Fang described cross-coupling methods to functionalize 9,10-BN-naphthalenes, including Suzuki coupling (Scheme 37a), Sonogashira coupling (Scheme 37b), and Heck reaction (Scheme 37c).<sup>27</sup> Several examples of arylboronic acids, alkynes as well as one example of an alkene engage in coupling with the C4-iodo

compound **53i**. Diaryl phosphines also function as nucleophiles in a coupling reaction with **53i** to form BN-containing phosphine ligand **81** (Scheme 37d).<sup>36</sup>

### Nucleophilic Substitution

Dewar first reported the synthesis and functionalization of the 1,2-BN-naphthalene in 1959.<sup>37</sup> Incorporating a B-Cl bond into the synthesis allowed for ready functionalization of the product at the boron position via nucleophilic substitution, albeit in modest yields. An excess amount of hydride or methyl or phenyl Grignard reagents displace the chloride in *N*-H, *B*-Cl 1,2-BN-naphthalene **82** to afford substituted **44** after aqueous workup (Scheme 38a). In 2014, Molander showed that the B-OH bond-containing compound **72a**, the product of the self-arylation reaction, could be substituted with a phenyl group with a Grignard reagent (Scheme 38b).<sup>32</sup> In 2015, Cui reported the first synthesis and late-stage functionalization of the 2,1-BN-naphthalene.<sup>38</sup> The incorporation of the B-Br bond in compound **83** allows for the relatively facile substitution with various nucleophiles to afford compound **84** (Scheme 38c).

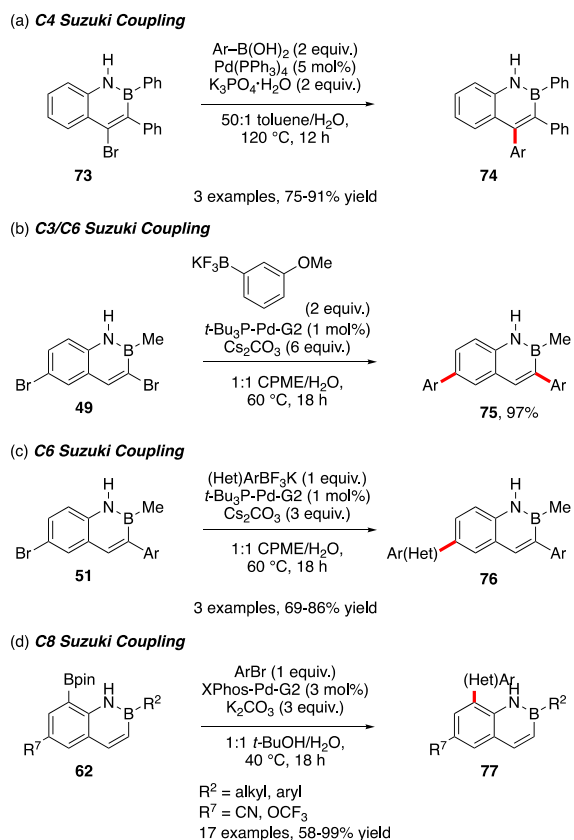
### Benzylic Functionalization

In 2014 Molander et al. prepared 2-chloromethyl-1,2-BN-naphthalene, a building block for benzylic functionalization.<sup>39</sup> Like its benzylic halide counterpart, the BN compound **85** undergoes nucleophilic substitutions with a wide variety of nucleophiles including amines, alcohols, carboxylic acids, thiols, and azide (Scheme 39). Cross-coupling reactions including Suzuki and Sonogashira reactions have also been reported.<sup>40</sup> Borylation and subsequent use of benzylic BF<sub>3</sub>K reagent **93** as the nucleophile in cross-coupling reactions is also possible.<sup>41</sup>

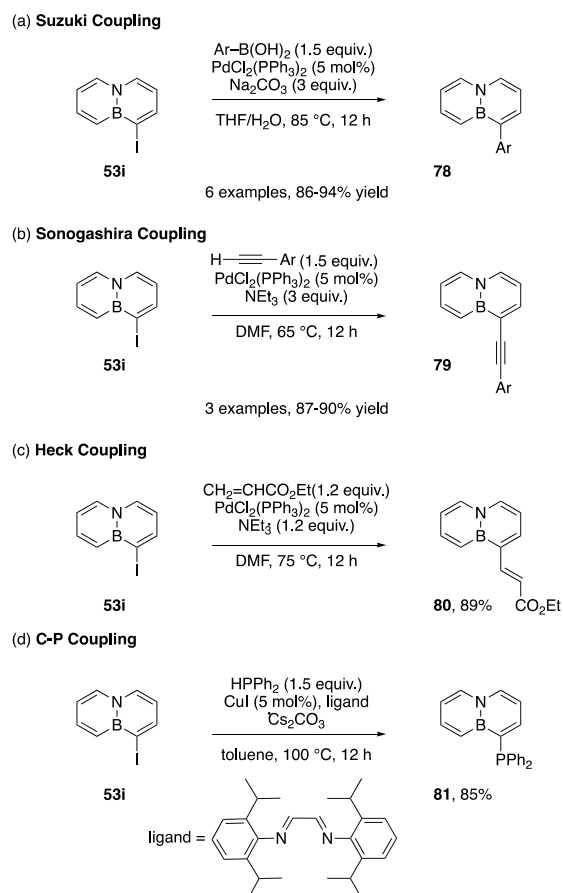
Similar to the BN-styrenes **14m** and **5a** (*vide supra*, Scheme 21), Klausen demonstrated that *B*-vinyl, 1,2-BN-naphthalene **44d** displays styrene-like reactivity (Scheme 40).<sup>42</sup> The reactivity of styrene and monomer **44d** are similar enough to prepare statistical copolymers using free-radical polymerization promoted by AIBN.

### Electrophilic Substitution at Nitrogen

In an effort to prepare boron-containing organic compounds for neutron capture therapy Dewar reported a procedure for the substitution of 1,2-BN-naphthalene at the nitrogen position with various electrophiles.<sup>43</sup> *N*-H-*B*-Me-1,2-BN naphthalene **44a** is first deprotonated with MeLi and then quenched with an alkyl or alkanoyl electrophile (Scheme 41). *N*-Me, allyl, and ethyl-ester substituted 1,2-naphthalenes **45** were prepared in good yield.



**Scheme 36** a) Suzuki coupling at the C4 position of 1,2-BN-naphthalene; b) C3 and C6 positions; c) C6 position; d) C8 position.



**Scheme 37** a) Suzuki coupling of 9,10-BN-naphthalene; b) Sonogashira coupling; c) Heck reaction; d) C-P coupling.

## BN-Polycyclic Aromatic Hydrocarbons (BN-PAHs)

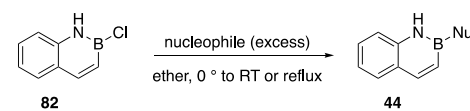
The chemistry of BN-doped polycyclic aromatic hydrocarbons encompasses a vast body of literature. The reader is encouraged to read the reviews by Piers<sup>1</sup> and Liu<sup>2</sup> and references therein as a starting point for this literature. Compared to the large number of publications about the assembly of BN-PAHs there are relatively few examples of late-stage functionalizations of these heterocycles. This section details the available methods for the late-stage functionalization of the 9,10- and 4a,10a-BN-phenanthrenes, 1,2- and 9a,9-BN-anthracenes, and a BN-tetraphene.

### EAS

As an early example of an EAS reaction of a BN heterocycle, Dewar in 1959 reported that EAS occurs at the C8 position of 9,10-BN-phenanthrene (Scheme 42).<sup>44</sup> Treatment of 9,10-BN-phenanthrene **95a** with chlorine or nitric acid affords the respective EAS product in moderate yield. 9,10-BN-phenanthrene is a remarkably stable compound, given the relatively harsh conditions of these substitution reactions by current standards.

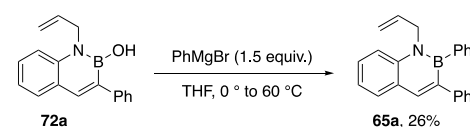
Vaquero synthesized the 4a,10a-BN-phenanthrene **97**, and like its simpler analogue 9,10-BN-naphthalene, it is attacked by halogen electrophiles at the carbon position adjacent to boron (Scheme 43a).<sup>45</sup> Either a Cl or a Br can be installed in good to excellent yield.

### (a) Dewar (1959)

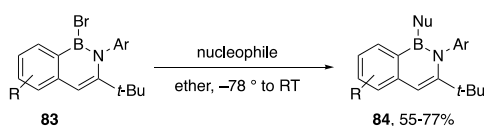


entry	nucleophile	product	yield (%)
1	LiAlH <sub>4</sub>	<b>44b</b>	40
2	PhMgBr	<b>44c</b>	43
3	MeMgBr	<b>44a</b>	45

### (b) Molander (2014)

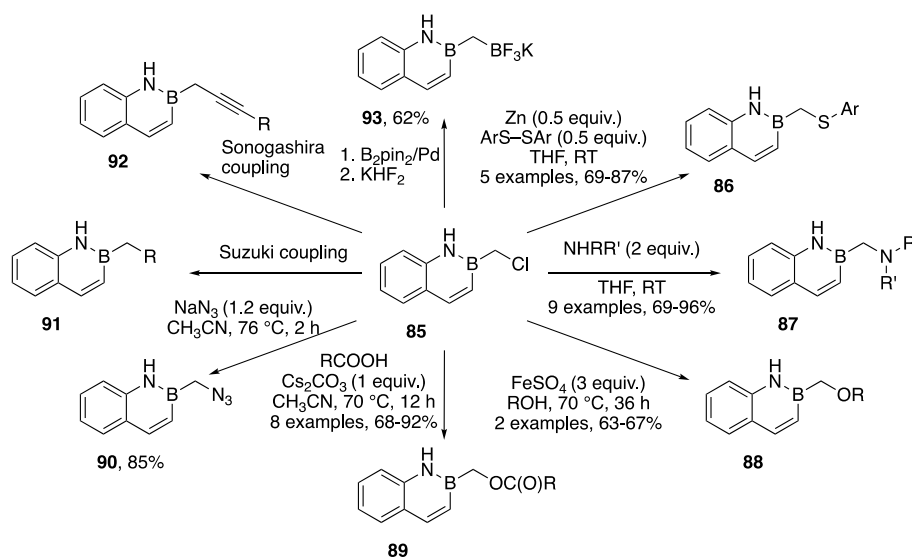


### (c) Cui (2015) 2,1-BN-naphthalene



Ar = phenyl and substituted phenyls  
R = H, Me, F  
Nu = phenyl, thienyl, naphthalenyl, alkynyl,  
PhCH<sub>2</sub>NH<sub>2</sub>/NEt<sub>3</sub>

**Scheme 38** a) Nucleophilic substitution at the boron position of 1,2-BN-naphthalene by Dewar. b) Nucleophilic substitution at the boron position of 1,2-BN-naphthalene by Molander. c) Nucleophilic substitution at the boron position of 2,1-BN-naphthalene by Cui.

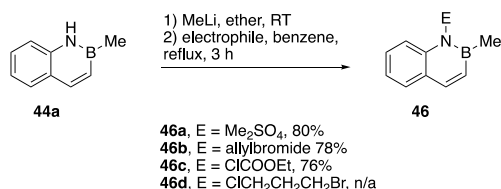


**conditions for Suzuki coupling:** Aryl: 1.25 mol% Pd<sub>2</sub>dba<sub>3</sub>, 2.5 mol% RuPhos, 2 equiv. Cs<sub>2</sub>CO<sub>3</sub>, 19:1 toluene/H<sub>2</sub>O 80 °C, 18 h, 22 examples of (Het)ArBF<sub>3</sub>K, 46-92%. Alkenyl: 2 mol% Pd<sub>2</sub>dba<sub>3</sub>, 4 mol% *t*-Bu<sub>2</sub>MeP HBF<sub>4</sub>, 2 equiv. K<sub>2</sub>CO<sub>3</sub>, 12 examples, 75-90%. **conditions for Sonogashira coupling:** 2 mol% XPhos-Pd-G2, 1 equiv. Cs<sub>2</sub>CO<sub>3</sub>, 19:1 toluene/H<sub>2</sub>O, 70 °C, 8 examples, 60-84%. **conditions for borylation:** 1. 3 mol% (Ph<sub>3</sub>P)<sub>2</sub>PdCl<sub>2</sub>, 2 equiv. K<sub>3</sub>PO<sub>4</sub>, 19:1 toluene/H<sub>2</sub>O, 75 °C, 17h

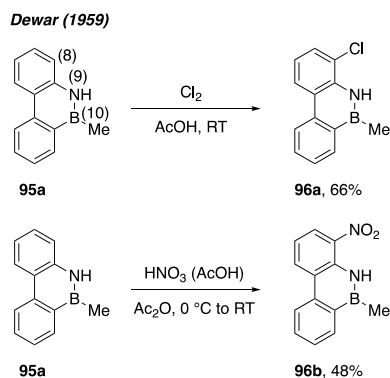
**Scheme 39** Benzylic functionalizations of 1,2-BN-naphthalene.



**Scheme 40** Copolymerization of styrene and 1,2-BN-naphthalene **44d**.



**Scheme 41** Electrophilic substitution at the nitrogen position of 1,2-BN-naphthalene.



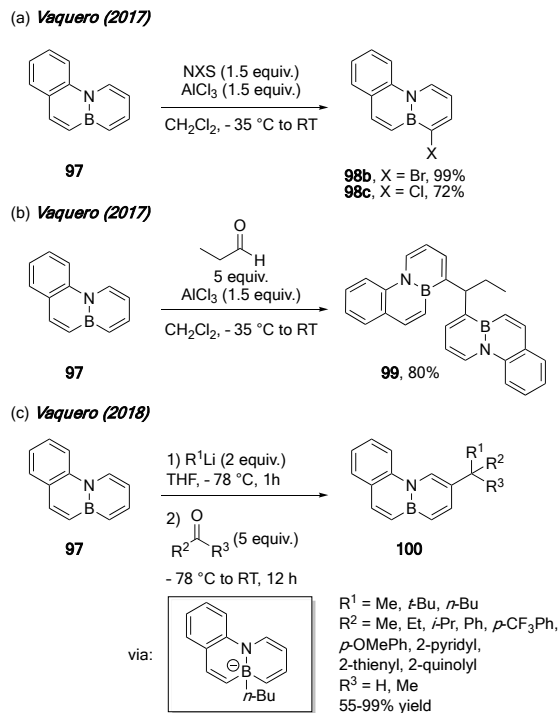
**Scheme 42** EAS reactions of 9,10-BN-phenanthrene.

When propanal is used as the electrophile, it can be attacked by two equivalents of **97** to form **99** (Scheme 43b). Selectivity for the EAS reaction with aldehydes can be shifted to the carbon position β to the nitrogen atom by employing *n*-BuLi as an activator (Scheme 43c). The activation method is analogous to the one described in Scheme 29 for 9,10-BN-naphthalene. Aldehyde and ketone electrophiles are viable substrates for EAS and unlike 9,10-BN-naphthalene the reaction is completely regioselective. The resulting carbinol reacts with an additional equivalent of the alkyllithium reagent, furnishing alkylated **100** in moderate to excellent yields.

Liu et al. reported the first example of a BN-anthracene in 2014.<sup>46</sup> Unlike its bi- and monocyclic analogues, EAS of the 1,2-BN-anthracene does not occur at the C3 position adjacent to B but rather at the C9 position (Scheme 44a). The authors found that there is a significant contribution to the HOMO from C9 but a vanishingly small one from C3. Thus, the reaction appears to be orbitally controlled which is consistent with the "soft" nature of the Br<sub>2</sub> electrophile. In 2019, the Liu group reported another anthracene isomer, the 9a,9 isomer.<sup>47</sup> Substitution of **103** with bromine was selective for the apical C10 position (Scheme 44b). Cui prepared BN-tetraphene **105** and also demonstrated EAS with bromine, yielding functionalized **106** (Scheme 45).<sup>48</sup>

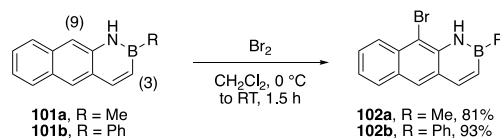
**Cross-Coupling**

Brominated **98b** serves as the electrophile in three different cross coupling reactions.<sup>45</sup> Suzuki cross-coupling leads to arylated **107**, Buchwald-Hartwig coupling furnishes amine-substituted **108**, and Sonogashira coupling installs an alkyne in product **109** (Scheme 46). The brominated BN-anthracenes **102b** and **104** also undergo Suzuki cross-coupling with arylboronic acids to furnish **110** (Scheme 47a)<sup>46</sup> and **111** (Scheme 47b), respectively.<sup>47</sup> Cui reported an

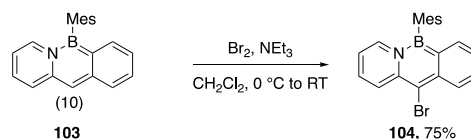


**Scheme 43** EAS reactions of 4a,10a-BN-phenanthrene.

(a) *Liu (2014)*

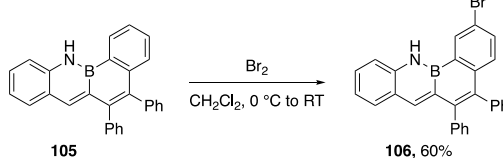


(b) *Liu (2019)*

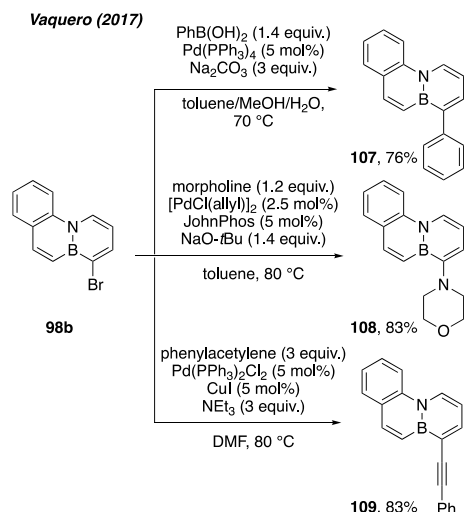


**Scheme 44** a) Bromination of 1,2-BN-anthracene. b) Bromination of 9a,9-BN-anthracene.

*Cui (2016)*



**Scheme 45** Bromination of BN-tetraphene.



**Scheme 46** Cross-coupling reactions of brominated BN-phenanthrene **98b**.

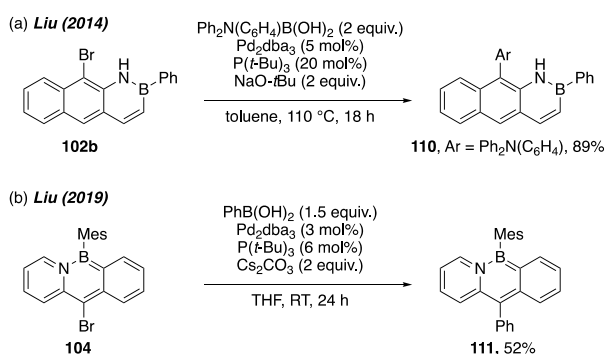
example of Sonogashira coupling to functionalize brominated BN-tetraphene **106** (Scheme 48).<sup>48</sup>

### Nucleophilic Substitution

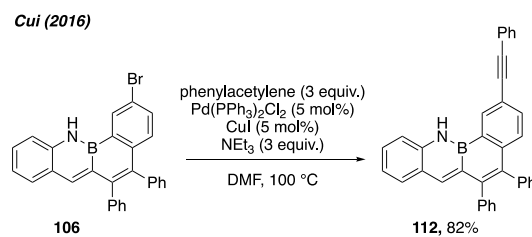
Synthesis of B-Cl substituted **113** provides a functional handle for nucleophilic substitution at the boron position. Dewar reported four examples of nucleophiles that displace the B-Cl: water, methyl Grignard, ethyl Grignard, and phenyl Grignard (Scheme 49).<sup>49</sup>

### Electrophilic Substitution

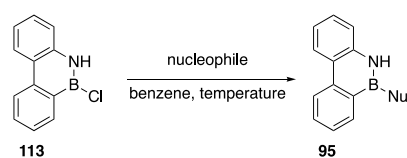
Similar to the analogous 1,2-BN-naphthalene, a strong base will deprotonate the N-H proton of BN-phenanthrene **95a** (Scheme 50).<sup>43</sup> The resulting amide was substituted with allylbromide in good yield.



**Scheme 47** a) Cross-coupling at C9 position of 1,2-BN-anthracene. b) Cross-coupling at C10 position of 9a,9-BN-anthracene.



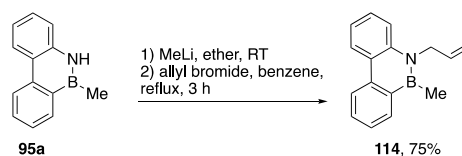
**Scheme 48** Cross-coupling of BN-tetraphene.



entry	nucleophile	product	yield (%)
1	$\text{H}_2\text{O}^a$	<b>95b</b>	99%
2	$\text{MeMgBr}^b$	<b>95a</b>	67%
3	$\text{EtMgBr}^b$	<b>95c</b>	72%
4	$\text{PhMgBr}^b$	<b>95d</b>	59%

<sup>a</sup>RT, <sup>b</sup>refluxing benzene

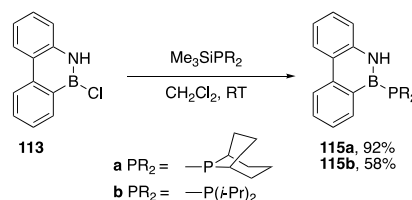
**Scheme 49** Nucleophilic substitution of 9,10-BN-phenanthrene **113**.



**Scheme 50** Electrophilic substitution at N of 9,10-BN-phenanthrene.

### B-X Activation

In an effort to synthesize BN-arene containing phosphine ligands, Pringle et al. discovered that B-Cl substituted BN-phenanthrene **113** reacts with silylphosphines at room temperature to afford BN-phosphine ligands **115** (Scheme 51).<sup>50</sup> The ease with which the B-Cl bond reacts with the P-Si bond was somewhat surprising given that formation of a P-B bond from  $\text{Et}_2\text{PSiMe}_3$  and  $\text{ClB}(n\text{-Pr})_2$  required several hours at high temperatures ( $120^\circ\text{C}$ ).



**Scheme 51** Exchange reaction between B-Cl **113** and silylphosphines.

### Distinct Reactivity of BN-Heterocycles



Replacing a CC with a BN unit of an arene can render each position of the resulting BN-heterocycle electronically distinct. As a result, the BN bond imbues distinct selectivity to a BN-heterocycle as compared to analogous reactions of its all-carbon counterpart. Based on the results presented in this review, several selectivity trends emerge for certain reactions of BN-heterocycles.

For monocyclic 1,2-azaborines and BN-naphthalenes, EAS occurs at the position adjacent to boron which is the most electron-rich (Schemes 1, 25, 26, 43). Friedel-Crafts reactions can occur either adjacent to boron (Schemes 27, 43), or at the second-most electron-rich position  $\beta$  to nitrogen (Schemes 2, 3, 27, 28, 29, 43) depending on the conditions. EAS selectivity for BN-PAHs does not necessarily follow these trends.

The N-H bond is the most acidic position and thus can be selectively deprotonated and functionalized with electrophiles (Schemes 14, 15, 41). The closest C-H proton to the nitrogen atom is the most acidic proton and will selectively engage in deprotonation/functionalization (in the absence of an N-H proton) (Scheme 29) or C-H borylation (Schemes 4, 31).

The boron atom is the most electrophilic position of a BN-heterocycle due to its partially occupied  $p$ -orbital. If a leaving group is attached, it will undergo substitution preferentially in the presence of other carbon-based leaving-groups (Scheme 12).

More broadly, the presence of the boron atom provides the opportunity to perform reactions not available to all-carbon compounds. Activation of various B-X bonds is possible: B-Cl bonds undergo transmetalations (Schemes 17, 51); B-H bonds can undergo dehydrogenative borylation (Scheme 18); B-C bonds can undergo oxidation (Schemes 19, 20) as well as the unique self-arylation reaction (Scheme 35); boron atoms internal to BN-PAHs can be activated with  $n$ -butyllithium, which in turn activates specific positions to functionalizations (Schemes 29 and 43). Finally, monocyclic 1,2-azaborines undergo Diels-Alder reactions under thermal conditions unlike their benzene-derived counterparts (Schemes 23, 24).

## Concluding Remarks

Significant progress has been made in the field of azaborine chemistry in the past two decades. The synthetic access to a continuously growing library of BN heterocyclic compounds has led to the discovery of new properties and functions in a variety of disciplines ranging from biomedical research to materials science. Despite the advances made to date, the field is still in relatively early stages of development and remains limited by the synthetic access to new BN heterocycles and their derivatives. The literature surveyed in this review highlights the distinguishing reactivity/selectivity patterns exhibited by BN heterocycles relative to their carbonaceous counterparts. It is also clear from the survey that the available synthetic toolbox for derivatizing BN heterocycles falls far short of the capabilities developed for arenes. Thus, further development in this area will undoubtedly help mature this burgeoning field. Overall, BN/CC isosterism as a general approach to create new function has tremendous potential due to the near unlimited chemical space provided by hydrocarbon compounds. Exciting untapped opportunities related to reaction chemistry that take advantage of the distinct electronic structure of BN

heterocycles include new bioconjugation chemistry and the use of BN heterocycles as synthons in organic synthesis, to name a few.

## Conflicts of interest

There are no conflicts to declare.

## Acknowledgements

We are very grateful to the many co-workers in the Liu laboratory who have contributed to the results described in portions of this review. This work was supported by the National Institutes of Health NIGMS (R01-GM094541) and National Science Foundation (CHE-1561153).

## Key Learning Points:

- 1) This review provides an overview of late-stage functionalization methods for monocyclic as well as polycyclic 1,2-azaborine heterocycles.
- 2) This review highlights the distinct reactivity and reaction selectivity of BN-heterocycles relative to their all-carbon counterparts.
- 3) This review includes all of the recent examples of late-stage functionalization published within the last decade.
- 4) This review presents "building block" strategies that have been used to diversify the functional groups available to BN-heterocycles.

## Notes and references

- 1 For an overview of BN/CC isosterism in aromatic compounds, see: M. J. D. Bosdet and W. E. Piers, *Can. J. Chem.*, 2009, **87**, 8-29.
- 2 For a history of azaborine chemistry, see: P. G. Campbell, A. J. V. Marwitz, and S.-Y. Liu, *Angew. Chem. Int. Ed.*, 2012, **51**, 6074-6092.
- 3 For recent developments in azaborine chemistry, see: G. Bélanger-Chabot, H. Braunschweig, D. K. Roy, *Eur. J. Inorg. Chem.*, 2017, (**38-39**), 4353-4368.
- 4 For a perspective on the applications of azaborines, see: Z. X. Giustra, S.-Y. Liu, *J. Am. Chem. Soc.*, 2018, **140**, 1184-1194.
- 5 J. Pan, J. W. Kampf, A. J. Ashe, *Org. Lett.*, 2007, **9**, 679-681.
- 6 A. Chrostowska, S. Xu, A. N. Lamm, A. Mazière, C. D. Weber, A. Dargelos, P. Baylère, A. Graciaa, S.-Y. Liu, *J. Am. Chem. Soc.*, 2012, **134**, 10279-10285.
- 7 A. N. Brown, B. Li, S.-Y. Liu, *J. Am. Chem. Soc.*, 2015, **137**, 8932-8935.
- 8 Y. Zhang, W. Dan, X. Fang, *Organometallics*, 2017, **36**, 1677-1680.
- 9 Y. Zhang, F. Sun, W. Dan, X. Fang, *J. Org. Chem.*, 2017, **82**, 12877-12887.
- 10 A. W. Baggett, M. Vasiliu, B. Li, D. A. Dixon, S.-Y. Liu, *J. Am. Chem. Soc.*, 2015, **137**, 5536-5541.
- 11 A. W. Baggett, F. Guo, B. Li, S.-Y. Liu, F. Jäkle, *Angew. Chem. Int. Ed.*, 2015, **54**, 11191-11195.
- 12 F. Terrier, in *Modern Nucleophilic Aromatic Substitution*, Wiley, Hoboken, NJ, 1st edn, 2013, ch. 1, pp 1-94.
- 13 A. N. Lamm, E. B. Garner, D. A. Dixon, S.-Y. Liu, *Angew. Chem. Int. Ed.*, 2011, **50**, 8157-8160.

- 14 E. R. Abbey, A. N. Lamm, A. W. Baggett, L. N. Zakharov, S.-Y. Liu, *J. Am. Chem. Soc.*, 2013, **135**, 12908-12913.
- 15 A. J. V. Marwitz, E. R. Abbey, J. T. Jenkins, L. N. Zakharov, S.-Y. Liu, *Org. Lett.*, 2007, **9**, 4905-4908.
- 16 B. Thiedemann, P. J. Gliese, J. Hoffmann, P. G. Lawrence, F. D. Sönnichsen, A. Staubitz, *Chem. Commun.*, 2017, **53**, 7258-7261.
- 17 R. J. Burford, B. Li, M. Vasiliu, D. A. Dixon, S.-Y. Liu, *Angew. Chem. Int. Ed.*, 2015, **54**, 7823-7827.
- 18 C. R. McConnell, P. G. Campbell, C. F. Fristoe, P. M. Memmel, L. N. Zakharov, B. Li, C. Darrigan, A. Chrostowska, S.-Y. Liu, *Eur. J. Inorg. Chem.*, 2017, **15**, 2207-2210.
- 19 A. J. V. Marwitz, J. T. Jenkins, L. N. Zakharov, S.-Y. Liu, *Angew. Chem. Int. Ed.*, 2010, **49**, 7444-7447.
- 20 A. W. Baggett, S.-Y. Liu, *J. Am. Chem. Soc.*, 2017, **139**, 15259-15264.
- 21 J. Pan, J. W. Kampf, A. J. Ashe, *Organometallics*, 2004, **23**, 5626-5629.
- 22 J. Pan, J. W. Kampf, A. J. Ashe, *Organometallics*, 2008, **27**, 1345-1347.
- 23 W.-M. Wan, A. W. Baggett, F. Cheng, H. Lin, S.-Y. Liu, F. Jäkle, *Chem. Commun.*, 2016, **52**, 13616-13619.
- 24 G. E. Rudebusch, L. N. Zakharov, S.-Y. Liu, *Angew. Chem. Int. Ed.*, 2013, **52**, 9316-9319.
- 25 A. N. Brown, L. N. Zakharov, T. Mikulas, D. A. Dixon, S.-Y. Liu, *Org. Lett.*, 2014, **16**, 3340-3343.
- 26 G. A. Molander, S. R. Wisniewski, *J. Org. Chem.*, 2014, **79**, 6663-6678.
- 27 F. Sun, L. Lu, M. Huang, Z. Zhou, X. Fang, *Org. Lett.*, 2014, **16**, 5024-5027.
- 28 A. Abengózar, M. A. Fernández-González, D. Sucunza, L. M. Frutos, A. Salgado, P. García-García, J. J. Vaquero, *Org. Lett.*, 2018, **20**, 4902-4906.
- 29 J. S. Compton, B. Saeednia, C. B. Kelly, G. A. Molander, *J. Org. Chem.*, 2018, **83**, 9484-9481.
- 30 G. H. M. Davies, M. Jouffroy, F. Sherafat, B. Saeednia, C. Howshall, G. A. Molander, *J. Org. Chem.*, 2017, **82**, 8072-8084.
- 31 G. A. Molander, S. R. Wisniewski, E. Etemadi-Davan, *J. Org. Chem.*, 2014, **79**, 11199-11204.
- 32 G. A. Molander, S. R. Wisniewski, *J. Org. Chem.* 2014, **79**, 8339-8347.
- 33 G. A. Molander, S. R. Wisniewski, K. M. Traister, *Org. Lett.*, 2014, **16**, 3692-3695.
- 34 M. Jouffroy, G. H. M. Davies, G. A. Molander, *Org. Lett.*, 2016, **18**, 1606-1609.
- 35 F.-D. Zhuang, J.-M. Han, S. Tang, J.-H. Yang, Q.-R. Chen, J.-Y. Wang, J. Pei, *Organometallics*, 2017, **36**, 2479-2482.
- 36 F. Sun, M. Huang, Z. Zhou, X. Fang, *RSC Advances*, 2015, **5**, 75607-75611.
- 37 M. J. S. Dewar, R. Dietz, *J. Chem. Soc.*, **1959**, 2728-2730.
- 38 X. Liu, P. Wu, J. Li, C. Cui, *J. Org. Chem.*, 2015, **80**, 3737-3744.
- 39 G. A. Molander, S. R. Wisniewski, J. Amani, *Org. Lett.*, 2014, **16**, 5636-5639.
- 40 G. A. Molander, J. Amani, S. R. Wisniewski, *Org. Lett.*, 2014, **16**, 6024-6027.
- 41 J. Amani, G. A. Molander, *Org. Lett.*, 2015, **17**, 3624-3627.
- 42 H. L. van de Wouw, E. C. Awuyah, J. I. Baris, R. S. Klausen, *Macromolecules*, 2018, **51**, 6359-6368.
- 43 M. J. S. Dewar, J. Hashmall, V. P. Kubba, *J. Org. Chem.* 1964, **29**, 1755-1757.
- 44 M. J. S. Dewar, V. P. Kubba, *Tetrahedron*, 1959, **7**, 213-222.
- 45 A. Abengózar, P. García-García, D. Sucunza, L. M. Frutos, O. Castaño, D. Sampedro, A. Pérez-Redondo, J. J. Vaquero, *Org. Lett.*, 2017, **19**, 3458-3461.
- 46 J. S. A. Ishibashi, J. L. Marshall, A. Mazière, G. J. Lovinger, B. Li, L. N. Zakharov, A. Dargelos, A. Graciaa, A. Chrostowska, S.-Y. Liu, *J. Am. Chem. Soc.*, 2014, **136**, 15414-15421.
- 47 J. S. A. Ishibashi, C. Darrigan, A. Chrostowska, B. Li, S.-Y. Liu, *Dalton. Trans.*, 2019, **48**, 2807-2812.
- 48 H. Huang, Z. Pan, C. Cui, *Chem. Commun.*, 2016, **52**, 4227-4230.
- 49 M. J. S. Dewar, V. P. Kubba, R. Pettit, *J. Chem. Soc.*, **1958**, 3073-3076.
- 50 J. A. Bailey, M. F. Haddow, P. G. Pringle, *Chem. Commun.*, 2014, **50**, 1432-1434.

Late-stage functionalization techniques allow synthetic chemists to decorate an assembled BN-heterocycle for a variety of applications!

