



Cite this: *EES Catal.*, 2025, 3, 97

## A supported Au/HZSM-5 catalyst for toluene removal by air plasma catalytic oxidation using the cycled storage-discharge (CSD) mode†

Amin Zhou,<sup>a</sup> Xiao-Song Li,<sup>\*a</sup> Jing-Lin Liu,<sup>a</sup> Lan-Bo Di<sup>id</sup><sup>\*b</sup> and Ai-Min Zhu<sup>id</sup><sup>a</sup>

Air plasma catalytic oxidation of toluene (C<sub>7</sub>H<sub>8</sub>) with the cycled storage-discharge (CSD) mode is a promising technology for toluene (C<sub>7</sub>H<sub>8</sub>) removal. However, the problem of low CO<sub>2</sub> selectivity must be solved. In this work, a novel HZSM-5 (HZ) supported Au catalyst (Au/HZ) with ca. 5.7 nm Au nanoparticles was prepared by combining impregnation-ammonia washing and plasma treatment, and adopted for C<sub>7</sub>H<sub>8</sub> removal. Au/HZ displays a large breakthrough capacity and an excellent oxidation ability of C<sub>7</sub>H<sub>8</sub> in dry and wet air plasma. To investigate the mechanism of CO<sub>2</sub> selectivity improvement with the Au/HZ catalyst, air plasma catalytic oxidation of gaseous C<sub>7</sub>H<sub>8</sub> and CO, as well as the adsorption of C<sub>7</sub>H<sub>8</sub> and CO on the catalysts were conducted. For plasma-catalytic oxidation of gaseous C<sub>7</sub>H<sub>8</sub> over Au/HZ, the CO<sub>2</sub> selectivity is 97.5%, significantly higher than those of HZ (55%) and Ag/HZ (62%). *In situ* TPD tests indicate that Au/HZ possesses a moderate adsorption strength for CO and C<sub>7</sub>H<sub>8</sub> compared with HZ and Ag/HZ. Meanwhile, plasma oxidation of CO over Au/HZ reaches 100%, which is much higher than those of HZ (15%) and Ag/HZ (24%). Nearly 100% C<sub>7</sub>H<sub>8</sub> conversion and CO<sub>2</sub> selectivity of plasma-catalytic oxidation of C<sub>7</sub>H<sub>8</sub> on Au/HZ can be attributed to the moderate adsorption strength of Au/HZ for C<sub>7</sub>H<sub>8</sub> and CO, and very high plasma catalytic activity for CO oxidation.

Received 1st August 2024,  
 Accepted 2nd October 2024

DOI: 10.1039/d4ey00159a

[rsc.li/eescatalysis](http://rsc.li/eescatalysis)

### Broader context

The CO<sub>2</sub> selectivity and carbon balance have to be improved to ensure the long-term durability of the cycled storage-discharge (CSD) mode for removal of low-concentration volatile organic compounds, especially when using air plasma. Therefore, it is very necessary to combine a Au catalyst with a zeolite support as a two-in-one catalyst. However, it is difficult to obtain small-sized Au nanoparticles on non-reducible zeolites. Herein, a novel HZSM-5 (HZ) supported Au catalyst (Au/HZ) with ca. 5.7 nm Au nanoparticles was prepared by plasma treatment. The Au/HZ exhibits large breakthrough capacity and excellent oxidation ability for C<sub>7</sub>H<sub>8</sub>. *In situ* TPD tests indicate that Au/HZ possesses moderate adsorption strength for CO and C<sub>7</sub>H<sub>8</sub> compared with HZ and Ag/HZ. Moreover, plasma oxidation of CO over Au/HZ reaches 100%. Therefore, both C<sub>7</sub>H<sub>8</sub> conversion and CO<sub>2</sub> selectivity reach nearly 100% in air plasma for the Au/HZ catalysts. These findings underscore the outstanding toluene removal performance of the developed Au/HZ catalyst and its potential for air plasma catalytic oxidation of low-concentration VOC applications.

## 1. Introduction

Plasma catalytic oxidation is a facile and rapid technology for removal of volatile organic compounds (VOCs) at low temperature.<sup>1</sup> For removal of low-concentration VOCs, normal continuous operation of the plasma catalytic process leads to high energy cost and generation of secondary pollutants like O<sub>3</sub>

and NO<sub>x</sub>.<sup>2,3</sup> To address this issue, a cycled storage-discharge (CSD) mode of plasma catalysis was proposed.<sup>4-6</sup> The CSD mode involves two stages: VOCs are firstly adsorbed onto the catalysts till saturation in the storage stage (plasma off), and then the adsorbed VOCs are oxidized to CO<sub>2</sub> and H<sub>2</sub>O in the discharge stage (plasma on). The transient discharge time significantly reduces energy consumption and production of secondary pollutants, making it a promising technology for removal of VOCs.<sup>5,7</sup>

Due to the unique pore structure and large VOC storage capacity, molecular sieves are widely adopted for removal of VOCs using the CSD mode.<sup>8-10</sup> Among the molecular sieves, HZSM-5 (HZ) with high silica to alumina ratios is more attractive due to its large storage capacity, good hydrophobicity

<sup>a</sup> Laboratory of Plasma Physical Chemistry, Dalian University of Technology,

Dalian 116024, China. E-mail: [lixsong@dlut.edu.cn](mailto:lixsong@dlut.edu.cn)

<sup>b</sup> College of Physical Science and Technology, Dalian University, Dalian 116622, China. E-mail: [dilanbo@163.com](mailto:dilanbo@163.com)

† Electronic supplementary information (ESI) available. See DOI: <https://doi.org/10.1039/d4ey00159a>



and stability.<sup>11</sup> Confined to the low CO<sub>2</sub> selectivity and carbon balance of HZ, HZ supported Ag, Cu, Mn, or Ce catalysts have been prepared and employed for plasma catalytic oxidation of benzene,<sup>7,12</sup> toluene (C<sub>7</sub>H<sub>8</sub>)<sup>13,14</sup> and formaldehyde (HCHO).<sup>5</sup> These catalysts exhibited large storage capacity and high plasma catalytic oxidation activity for removal of VOCs. However, oxygen plasma is generally adopted, which is not economically affordable and inconvenient. Meanwhile, the CO<sub>2</sub> selectivity and carbon balance need to be further improved to ensure the long-term durability of the CSD mode, especially when using air plasma.

Since Au catalysts are active for CO oxidation at low temperature,<sup>15</sup> our previous work employed the tandem effect of in-plasma zeolite and a post-plasma Au/TiO<sub>2</sub> catalyst for complete oxidation of C<sub>7</sub>H<sub>8</sub> to CO<sub>2</sub>, and nearly 100% CO<sub>2</sub> selectivity at 100% C<sub>7</sub>H<sub>8</sub> conversion was obtained.<sup>16</sup> To make it more convenient and beneficial for practical applications, it is very necessary to combine Au with the HZ support to prepare a Au/HZ catalyst. However, the activity of Au catalysts is sensitive to Au particle size, and larger particle sizes are generally less active.<sup>17</sup> In order to obtain small Au nanoparticles, reducible oxides<sup>18</sup> (such as TiO<sub>2</sub>, CeO<sub>2</sub>, etc.) are generally used as supports by using a deposition–precipitation method. Differently, zeolites such as HZ are non-reducible supports, and Au nanoparticles generally possess large size.<sup>15,19</sup> Therefore, so far Au/HZ has not been reported in plasma catalytic removal of VOCs.

Plasma has been proved to be an efficient method for synthesizing supported metal catalysts.<sup>20,21</sup> Herein, a Au/HZ catalyst was prepared by combining impregnation-ammonia washing and plasma treatment, and applied for air plasma catalytic removal of C<sub>7</sub>H<sub>8</sub>. Au/HZ displays large breakthrough capacity, excellent oxidation activity, and stability for C<sub>7</sub>H<sub>8</sub> removal. To obtain insight into the underlying mechanism of the excellent performance of Au/HZ, plasma oxidation of gaseous C<sub>7</sub>H<sub>8</sub> and CO was performed, and *in situ* TPD tests were adopted to further investigate C<sub>7</sub>H<sub>8</sub> and CO adsorption on the catalysts. The results indicate that the nearly 100% CO<sub>2</sub> selectivity of the plasma-catalytic oxidation of C<sub>7</sub>H<sub>8</sub> on Au/HZ can be attributed to the moderate adsorption strength of Au/HZ for C<sub>7</sub>H<sub>8</sub> and CO, and very high plasma catalytic activity for CO oxidation.

## 2. Experimental

### 2.1 Preparation of catalysts

HZ supported Au catalysts were prepared by a combination of impregnation-ammonia washing and plasma treatment using HAuCl<sub>4</sub> as the Au precursor. Prior to the preparation, HZ was calcined in a muffle furnace at 550 °C for 3 h and then cooled to room temperature. Then, 1 g of HZ powder was immersed in 2.2 mL of HAuCl<sub>4</sub> solution and left at room temperature in the dark for 12 h. Subsequently, it was washed twice with ammonia water (pH = 12) and deionized water to remove the chloride ions. The obtained sample was centrifuged, dried at 80 °C for

6 h, prepared into tablets, crushed, and sieved to a size of 40–60 mesh. Finally, the sample was treated by air plasma (with an input power of 7.0 W and an air flow rate of 100 mL min<sup>-1</sup>) using a coaxial dielectric barrier discharge (DBD) reactor for 20 min to obtain the Au/HZ catalysts. An AC high voltage power supply (CTP-2000 K, Nanjing Suman, China) was used to ignite the plasma. Details of the DBD reactor can be found in our previous work.<sup>22</sup> The loading amounts of Au in the Au/HZ catalysts are 0.3 wt%, 0.6 wt% and 1.1 wt%, respectively. Additionally, in comparison with plasma treatment, a Au/HZ catalyst was also prepared by thermal treatment at 200 °C in air atmosphere for 2 h. Unless otherwise specified, the Au loading in Au/HZ is 0.6 wt%.

Since Ag/HZ is generally adopted for removal of VOCs by thermal catalysis and plasma catalysis, a Ag/HZ catalyst was also prepared by an incipient-wetness impregnation method using AgNO<sub>3</sub> and HZ as the Ag precursor and support, respectively, according to previous work.<sup>23</sup> 1 g of HZ powder was immersed in a certain concentration of AgNO<sub>3</sub> solution and left at room temperature in the dark for 12 h. It was then dried at 110 °C for 3 h and calcined in a muffle furnace at 450 °C for 3 h. Finally, the prepared Ag/HZ powder was prepared into tablets, crushed, and sieved to a size of 40–60 mesh for use.

### 2.2 Adsorption and plasma oxidation of C<sub>7</sub>H<sub>8</sub>

The breakthrough capacity of the catalysts for C<sub>7</sub>H<sub>8</sub> is defined as the adsorption capacity from the beginning of C<sub>7</sub>H<sub>8</sub> adsorption to the time when the concentration at the outlet of the reaction tube reaches 5% of the initial concentration of C<sub>7</sub>H<sub>8</sub>. The determination of the initial C<sub>7</sub>H<sub>8</sub> concentration and the reaction evaluation setup are reported in our previous work.<sup>22</sup> The initial concentration of C<sub>7</sub>H<sub>8</sub> is *ca.* 105 ppm.

Simulated air plasma was adopted for C<sub>7</sub>H<sub>8</sub> removal using the cycled storage-discharge (CSD) mode. First, simulated air containing C<sub>7</sub>H<sub>8</sub> was introduced into the same DBD reactor as that used for the preparation of catalysts. After adsorption for a certain period, simulated air was used to purge the catalyst bed to remove weakly adsorbed C<sub>7</sub>H<sub>8</sub>. Subsequently, the CTP-2000 K plasma power supply was turned on to treat the adsorbed C<sub>7</sub>H<sub>8</sub> using simulated air as the working gas with an input power ( $P_{in}$ ) of 7.0 W and a discharge power ( $P_{dis}$ ) of 1.5 W.  $P_{in}$  was determined using a wattmeter, and  $P_{dis}$  was obtained by the Lissajous figure method using a 0.47 μF capacitance. The discharge time in this work was 20 min. Gaseous products were monitored online by using a nondispersive infrared gas analyzer (S710, Sick-Maihak, Germany) and a mass spectrometer (HPR-20 QIC, Hiden Analytical, UK).

Plasma catalytic oxidation of adsorbed C<sub>7</sub>H<sub>8</sub> was conducted over the Au/HZ catalysts prepared by thermal treatment and air plasma treatment, respectively. It was found that the plasma-activated Au/HZ catalyst can show higher CO<sub>2</sub> selectivity (Fig. S1, ESI†). Therefore, unless otherwise specified, the Au/HZ catalysts are prepared by air plasma treatment.

To understand the underlying mechanism of the catalysts for oxidation of adsorbed C<sub>7</sub>H<sub>8</sub>, plasma-catalytic oxidation of gaseous C<sub>7</sub>H<sub>8</sub> and CO was also performed. Simulated air





Fig. 1 TEM images of Au/HZ with different Au loadings: (a) 0.3 wt%, (b) 0.6 wt%, and (c) 1.1 wt%, and (d)–(f) the corresponding size distribution histograms of Au nanoparticles.

containing certain concentrations of  $C_7H_8$  or CO was introduced into the DBD reactor with a 7.0 W input power.

### 3. Results and discussion

#### 3.1 Valence state and particle size of Au in Au/HZ catalysts

To overcome the problem of large size of Au nanoparticles on HZ prepared by the conventional deposition–precipitation method, Au/HZ catalysts were prepared using an impregnation–ammonia washing combined with the plasma treatment method. TEM images of Au/HZ with different Au loadings were recorded and are shown in Fig. 1(a)–(c). The Au nanoparticles were uniformly distributed in the Au/HZ samples. By calculating more than 300 Au nanoparticles, the particle size distribution histograms of Au were obtained, as shown in Fig. 1(d)–(f). The statistical analysis reveals an average size of 5.7–5.9 nm, when the Au loading is below 0.6 wt%. With increasing Au loading to 1.1 wt%, the average size slightly increases to 7.0 nm due to enhanced aggregation and growth of Au nanoparticles. Notably, the method used in this work yields smaller Au nanoparticles compared to the literature (Au loading of 0.5 wt%, average size of  $8.1 \pm 2.4$  nm).<sup>24</sup>

To investigate the valence state of Au, the Au/HZ catalyst (0.6 wt% Au) was analyzed using XPS and  $H_2$ -TPR. As shown in Fig. 2(a), the XPS results indicate that Au species primarily exist as  $Au^0$  and  $Au^{\delta+}$  in Au/HZ, with the proportion of  $Au^0$  ( $\sim 55$  at%) slightly exceeding that of  $Au^{\delta+}$ . The UV-vis diffuse reflectance spectroscopy (DRS) characterization of Au/HZ (Fig. S2, ESI†) displays a distinct absorption peak at 560 nm, which can be attributed to the plasmonic resonance absorption of  $Au^0$ . This confirms the presence of  $Au^0$  in Au/HZ, which is consistent with the XPS results. The  $H_2$ -TPR analysis of the Au/HZ catalyst (Fig. 2(b)) reveals a hydrogen consumption peak at 98 °C associated with the reduction of  $Au^{\delta+}$ . Furthermore, a CO-TPR experiment was conducted on the Au/HZ catalyst, under a 1400 ppm CO/He atmosphere, resulting in concentration change curves of CO and  $CO_2$  during the CO-TPR process,

along with the corresponding mass spectrometry signals, as shown in Fig. 2(c) and (d). The CO reduction peak, observed at around 100 °C and shown in Fig. 2(c) for the Au/HZ catalyst, is attributed to the reduction of  $Au^{\delta+}$  species, consistent with the  $H_2$ -TPR results. At 630 °C, the concentration of CO ( $m/z = 28$ ) decreases, accompanied by a peak in  $CO_2$  generation. The gaseous products detected include  $CO_2$  ( $m/z = 44$ ) and  $H_2$  ( $m/z = 2$ ) (Fig. 2(d)).

This indicates the occurrence of the water–gas shift reaction ( $CO + H_2O \rightarrow CO_2 + H_2$ ) as the temperature rises, involving the reaction of CO with adsorbed  $H_2O$  molecules on the catalyst surface.

#### 3.2 Breakthrough capacity of Au/HZ catalysts for $C_7H_8$

The breakthrough capacity of Au/HZ for  $C_7H_8$  with different Au loadings is shown in Fig. 3(a). With increasing the Au loading, the  $C_7H_8$  breakthrough capacity first increases and then decreases. Under both dry and wet conditions, the  $C_7H_8$  breakthrough capacity of the Au/HZ catalysts reaches the maximum at a 0.6 wt% Au loading. Moreover, Au/HZ catalysts exhibit very close  $C_7H_8$  breakthrough capacities under dry and wet conditions, indicating their good moisture resistance. In addition, Au/HZ demonstrates a significantly larger  $C_7H_8$  breakthrough capacity than HZ and comparable performance to Ag/HZ (Fig. S3, ESI†).

The  $C_7H_8$  breakthrough capacity of Au/HZ is significantly improved in comparison with HZ. TPD technology was applied to analyze  $C_7H_8$  adsorption sites on HZ and Au/HZ for exploring the mechanism of increased  $C_7H_8$  breakthrough capacity. With the same adsorption amount of  $C_7H_8$ , Au/HZ catalysts with different Au loadings were subjected to TPD experiments under an Ar atmosphere, and the corresponding  $C_7H_8$  TPD curves were obtained, as shown in Fig. 3(b)–(d). Two  $C_7H_8$  desorption peaks appear on Au/HZ with different Au loadings. Combined with the  $C_7H_8$  TPD curve on HZ, the  $C_7H_8$  desorption peak at around 200 °C is attributed to  $C_7H_8$  adsorbed on the HZ adsorption site, while the peak at around 300 °C is ascribed to  $C_7H_8$  adsorbed on Au adsorption sites. With increasing Au





Fig. 2 (a) XPS spectrum of Au 4f in Au/HZ; (b) H<sub>2</sub>-TPR profiles of Au/HZ and HZ; and (c) CO and CO<sub>2</sub> concentrations and (d) MS signals of CO, CO<sub>2</sub> and H<sub>2</sub> in CO-TPR tests over Au/HZ (0.6 wt% Au). H<sub>2</sub>-TPR conditions: 30 mL min<sup>-1</sup> of 5% H<sub>2</sub>/Ar, 0.20 g Au/HZ. CO-TPR conditions: 100 mL min<sup>-1</sup> of 1400 ppm CO/He.



Fig. 3 Effect of Au loading on (a) C<sub>7</sub>H<sub>8</sub> breakthrough capacity under dry and wet conditions; (b) C<sub>7</sub>H<sub>8</sub> concentration, (c) CO concentration, and (d) CO<sub>2</sub> concentration in TPD tests. Adsorption conditions: 100 mL min<sup>-1</sup> of dry or wet (RH = 66%, 20 °C) simulated air with C<sub>7</sub>H<sub>8</sub>; TPD conditions:  $\dot{n}_{\text{C}_7\text{H}_8}^0 = 13.5 \mu\text{mol}$ , 100 mL min<sup>-1</sup> of Ar.



loading, the  $C_7H_8$  concentration desorbed from HZ adsorption sites gradually decreased, while the  $C_7H_8$  concentration desorbed from Au adsorption sites increased, indicating an enhanced adsorption strength of Au/HZ catalysts for  $C_7H_8$  with increasing Au loading. Meanwhile, the amounts of CO and  $CO_2$  generated from oxidation of adsorbed  $C_7H_8$  on Au adsorption sites also increased with increasing Au loading.

### 3.3 Performance of plasma catalytic oxidation of adsorbed $C_7H_8$ on Au/HZ catalysts

From Fig. 3, it can be seen that Au loading exhibits a significant impact on the  $C_7H_8$  breakthrough capacity and adsorption strength of Au/HZ. The effect of Au loading on plasma-catalytic oxidation of  $C_7H_8$  using Au/HZ was further investigated and is illustrated in Fig. 4. As shown in Fig. 4(a), Au/HZ significantly reduces CO production during the discharge stage under both dry  $C_7H_8$  storage and simulated air discharge conditions compared with HZ. From Fig. 4(b) and (c), it can be observed that with Au loading increasing from 0 to 0.6 wt%,  $CO_2$  production increases from 100.4 to 150.3  $\mu\text{mol}$ , while CO production decreases from 65.4 to 15.4  $\mu\text{mol}$ . Correspondingly,  $CO_2$  selectivity increases from 57% to 86%, and CO selectivity decreases from 33% to 8%. However, when Au loading increases to 0.9 wt% and 1.1 wt%,  $CO_2$  and CO produced remain almost unchanged. The corresponding CO selectivity decreases from 33% of HZ to around 10%, and the  $CO_2$  selectivity remains at approximately 75%. The adsorption of  $C_7H_8$  and intermediates

on Au/HZ strengthens as the Au loading increases (Fig. 3(b)–(d)), and some active sites may be occupied by intermediates, thus affecting further oxidation of  $C_7H_8$  and leading to a decrease in  $CO_x$  production during the discharge process. Additionally, when the Au loading increases to 1.1 wt%, an increased size of Au nanoparticles reduces the plasma-catalytic activity. Therefore, appropriate Au loading for Au/HZ catalysts is 0.6 wt% at both storage and discharge stages in this work.

According to the  $CO_x$  selectivity results (the sum of CO and  $CO_2$  sensitivities) from Fig. 4(c),  $CO_x$  selectivity during the discharge process reaches about 90%, indicating that small amounts of intermediates are adsorbed on the catalysts or desorbed into the gas phase during the discharge process. To verify the carbon balance results of the Au/HZ catalysts, an *in situ* TPO test was conducted on the Au/HZ catalysts under a 10%  $O_2/Ar$  atmosphere after three cycles of storage and discharge (Fig. S4, ESI†). Intermediates adsorbed on the catalysts are fully oxidized to  $CO_2$ , and the amount of intermediates can be determined through the  $CO_2$  production, thus obtaining carbon balance results. The  $CO_2$  concentrations during the TPO process are shown in Fig. S4(a) (ESI†). Compared to one desorption peak of  $CO_2$  on HZ, two  $CO_2$  desorption peaks appear on the Au/HZ catalysts, with significantly increased peak values and areas. This indicates that there are two types of surface intermediates adsorbed on the Au/HZ catalysts after discharge, which are gradually oxidized to  $CO_2$  during the TPO process. With the further increase of Au loading to more than



Fig. 4 Effect of Au loading on (a)  $CO_x$  concentration, (b) the amount of  $CO_x$  produced, and (c)  $CO_x$  selectivities in plasma oxidation of adsorbed  $C_7H_8$  on Au/HZ. Conditions:  $n_{C_7H_8}^0 = 25.2 \mu\text{mol}$ ,  $P_{in} = 7.0 \text{ W}$ ,  $t_{dis} = 20 \text{ min}$ ,  $100 \text{ mL min}^{-1}$  of dry simulated air.





Fig. 5 (a) CO<sub>x</sub> concentration, (b) amounts of CO and CO<sub>2</sub> produced, and (c) CO, CO<sub>2</sub>, and CO<sub>x</sub> selectivities of five cycles of C<sub>7</sub>H<sub>8</sub> CSD oxidation over the Au/HZ catalyst. Conditions:  $n_{\text{C}_7\text{H}_8}^0 = 13.5 \mu\text{mol}$ ,  $P_{\text{in}} = 7.0 \text{ W}$ ,  $t_{\text{dis}} = 20 \text{ min}$ ,  $100 \text{ mL min}^{-1}$  of dry simulated air.

0.6 wt%, the peak surface values of CO<sub>2</sub> concentration basically no longer increase.

CO<sub>2</sub> produced from surface intermediates on the Au/HZ catalysts with different Au loadings can be obtained by integrating the CO<sub>2</sub> concentration-time curve, hence obtaining the carbon balance (average of three cycles), as shown in Fig. S4(b) (ESI<sup>†</sup>). The carbon balance of 0.6 wt% Au/HZ reaches 97.5%. It is higher than that of HZ (carbon balance of 93%) due to the stronger adsorption strength of Au/HZ for C<sub>7</sub>H<sub>8</sub>, which may reduce desorption during the discharge process. This is consistent with the infrared spectroscopy result that no desorbed C<sub>7</sub>H<sub>8</sub> or intermediates are detected during the discharge process.

To evaluate the oxidation performance and stability of Au/HZ in the CSD experiments, five cycles of C<sub>7</sub>H<sub>8</sub> storage-discharge oxidation were conducted. The corresponding CO<sub>x</sub> production and selectivity results are shown in Fig. 5. Compared to the CO<sub>2</sub> production, CO production is negligible. CO<sub>2</sub> selectivity reached approximately 95% in 5 cycles. This indicates that the Au/HZ catalyst exhibits stable and excellent plasma-catalytic oxidation performance for C<sub>7</sub>H<sub>8</sub>.

To obtain insight into the underlying mechanism of the excellent performance of the Au/HZ catalysts for complete oxidation of C<sub>7</sub>H<sub>8</sub>, at first, plasma-catalytic oxidation of gaseous

C<sub>7</sub>H<sub>8</sub> and CO was conducted in comparison to HZ and the widely adopted Ag/HZ catalyst. CO and CO<sub>2</sub> concentrations as a function of discharge time over the catalysts for gaseous C<sub>7</sub>H<sub>8</sub> oxidation are shown in Fig. 6(a)–(c). 100% C<sub>7</sub>H<sub>8</sub> conversion is obtained on the catalysts. No CO is detected on Au/HZ, and the CO<sub>2</sub> concentration on Au/HZ is significantly higher than those on Ag/HZ and HZ. In contrast, both HZ and Ag/HZ produce a significant amount of CO during plasma-catalytic oxidation of C<sub>7</sub>H<sub>8</sub>, with CO<sub>2</sub> concentration on Ag/HZ being slightly higher than that on HZ. Accordingly, CO and CO<sub>2</sub> selectivity for plasma-catalytic oxidation of C<sub>7</sub>H<sub>8</sub> over different catalysts are shown in Fig. 6(d). The CO<sub>2</sub> selectivity over HZ and Ag/HZ is 55% and 62%, respectively, while it reaches as high as 97.5% over Au/HZ.

Plasma-catalytic oxidation of CO was also conducted in comparison with the HZ and Ag/HZ catalysts, as shown in Fig. 7. It can be noted that the Au/HZ catalyst has no activity for thermal catalytic oxidation of CO at room temperature. Even at 100 °C, the Au/HZ catalyst only exhibits a CO conversion of approximately 5%, being slightly higher than that of Ag/HZ (~3%), while HZ shows no thermal catalytic activity (Fig. S5, ESI<sup>†</sup>). In contrast, the Au/HZ catalyst is distinguished from HZ and Ag/HZ catalysts for plasma-catalytic CO oxidation. As shown in Fig. 7(a)–(c), only a small amount of



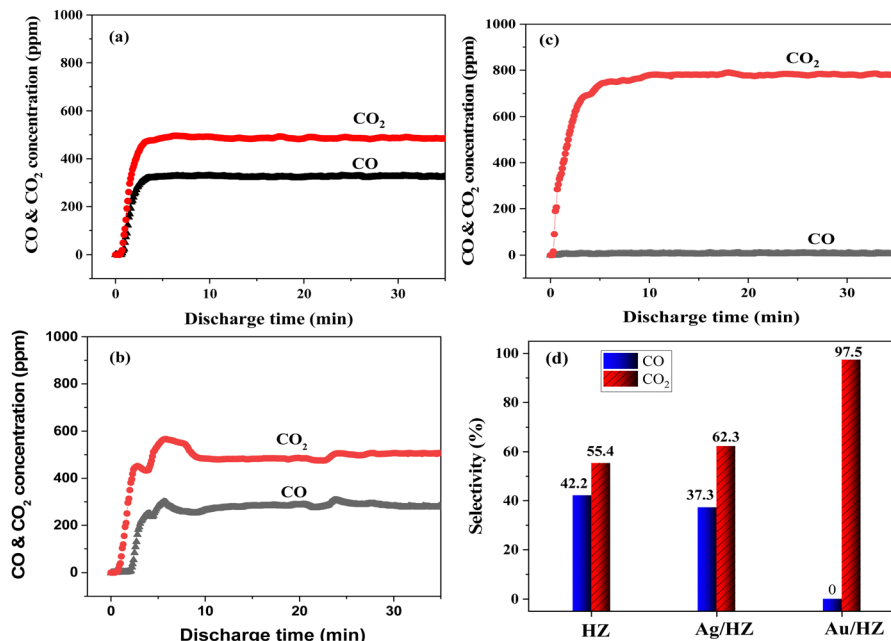


Fig. 6 CO and CO<sub>2</sub> concentrations of gaseous  $C_7H_8$  oxidation in dry simulated air plasma over (a) HZ, (b) Ag/HZ (1.2 wt% Ag), and (c) Au/HZ (0.6 wt% Au), and (d) their corresponding CO<sub>x</sub> selectivities. Conditions: 100 mL min<sup>-1</sup> of simulated air with 115 ppm  $C_7H_8$ ,  $P_{in} = 7.0$  W.

CO is converted to CO<sub>2</sub> on the HZ and Ag/HZ catalysts, resulting in around 240 and 365 ppm outlet CO<sub>2</sub> concentrations, respectively. Notably, no CO is detected in the outlet gas for the Au/HZ catalyst. That is, CO is fully oxidized to CO<sub>2</sub> on Au/HZ under the plasma. The CO conversion of different catalysts is presented in Fig. 7(d). Ag/HZ shows a slightly

higher CO conversion (24%) compared to HZ (15%), while Au/HZ achieves complete CO conversion (100%). This is well consistent with the CO<sub>2</sub> selectivity obtained in plasma-catalytic oxidation of  $C_7H_8$ , suggesting that enhanced CO<sub>2</sub> selectivity of Au/HZ in  $C_7H_8$  oxidation is correlated with its good CO oxidation activity in plasma.

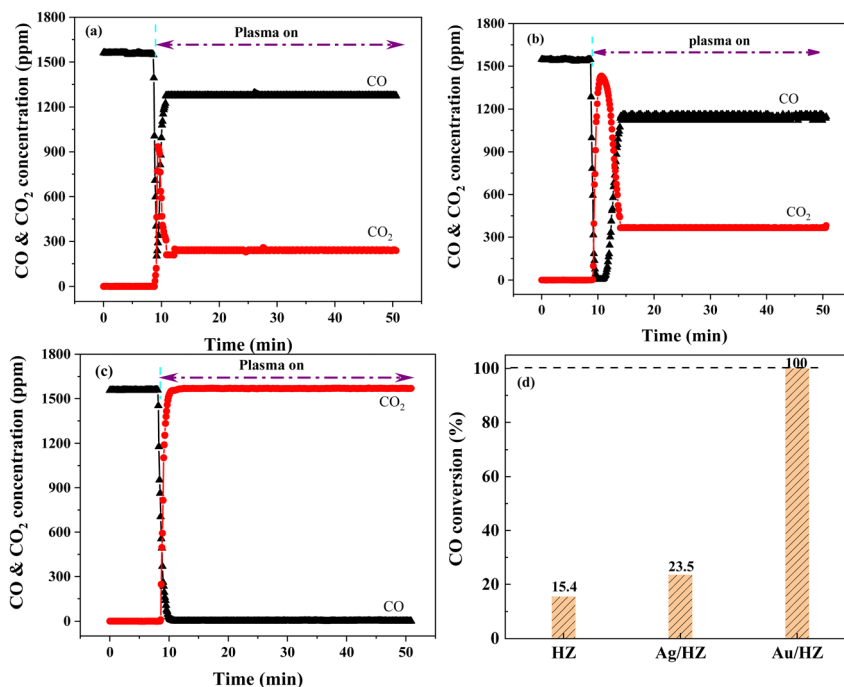


Fig. 7 CO and CO<sub>2</sub> concentrations of CO oxidation in dry simulated air plasma over (a) HZ, (b) Ag/HZ (1.2 wt% Ag), and (c) Au/HZ (0.6 wt% Au), and (d) the corresponding CO conversion over different catalysts. Conditions: 100 mL min<sup>-1</sup> of simulated air with 1555 ppm CO,  $m_{cat} = 0.20$  g,  $P_{in} = 7.0$  W.



To further investigate  $C_7H_8$  and CO adsorption on the HZ, Ag/HZ, and Au/HZ catalysts, TPD tests of the catalysts were carried out. First, TPD experiments on the HZ, Ag/HZ, and Au/HZ catalysts with identical amounts of adsorbed  $C_7H_8$  were conducted, as shown in Fig. 8(a).  $C_7H_8$  desorption on HZ occurs at approximately 200 °C. In contrast, Ag/HZ and Au/HZ display two distinct desorption peaks for  $C_7H_8$ . Apart from the peak near 200 °C attributed to  $C_7H_8$  adsorption on the HZ sites, additional desorption peaks at around 300 and 440 °C, respectively, are observed for Ag and Au adsorption sites. The  $C_7H_8$  desorption temperatures suggest the adsorption strength of the catalysts for  $C_7H_8$  follows the order: HZ < Au/HZ < Ag/HZ.

Then CO-TPD tests of the HZ, Ag/HZ, and Au/HZ catalysts were also carried out. Simulated air containing CO was passed through the catalyst bed for 5 min of adsorption, followed by 10 min of Ar purging. Subsequently, the catalyst bed was heated from room temperature to 550 °C (at a ramp rate of 10 °C min<sup>-1</sup>) under an Ar atmosphere. The CO-TPD curves for the HZ, Ag/HZ, and Au/HZ catalysts are shown in Fig. 8(b). A distinct CO desorption peak is observed on Ag/HZ, while nearly no CO desorption peak is detected on HZ. Differently, Au/HZ exhibits a small amount of CO<sub>2</sub> desorption, coming from CO oxidation on Au/HZ during the TPD process. In other words, Au/HZ demonstrates moderate CO adsorption, and Ag/HZ displays a stronger CO adsorption ability than Au/HZ and HZ. Furthermore, *in situ* DRIFT was performed to investigate the adsorption process of CO on HZ, Ag/HZ, and Au/HZ, as shown in Fig. 8(c). The CO adsorption peaks on Au/HZ are observed at 2115 and 2172 cm<sup>-1</sup>, which are close to the positions on HZ (2116 and 2172 cm<sup>-1</sup>). Since the CO adsorption on HZ and Au/HZ is weak, the adsorption peak on them is close to the infrared spectra of gaseous CO (located at 2120 and 2173 cm<sup>-1</sup>, respectively, with symmetrical peak shapes). With increasing the adsorption time, the intensity of the CO adsorption peak on HZ changes slightly, with a slight increase in the vibration peak at 2172 cm<sup>-1</sup>. In contrast, the CO adsorption peaks at 2115 and 2172 cm<sup>-1</sup> on Au/HZ show a certain increase, attributed to the reduction of a small amount of Au<sup>δ+</sup> species to Au<sup>0</sup> by CO.<sup>25,26</sup> This is consistent with the XPS and UV-vis DRS characterization results of Au/HZ. In contrast, CO adsorption on Ag/HZ is much stronger than those on HZ and Au/HZ (with an intensity difference of nearly two orders of magnitude), with an obvious blue shift. Due to the strong adsorption of CO by Ag/HZ, the intensity of the vibrational spectral peak of CO located at 2177 cm<sup>-1</sup> (Ag adsorption site) is much larger than that of the peak at 2122 cm<sup>-1</sup> (HZ adsorption site). In conclusion, the Au/HZ catalyst exerts a moderate adsorption effect on CO, which is important for the plasma-catalytic oxidation of  $C_7H_8$  and CO.

In summary, TPD experiments of  $C_7H_8$  and CO adsorption on the HZ, Ag/HZ, and Au/HZ catalysts indicate that Au/HZ shows a moderate adsorption effect on  $C_7H_8$  and CO. As for plasma-catalytic oxidation of adsorbed  $C_7H_8$ , catalysts with excessively strong adsorption may lead to prolonged occupation of active sites, resulting in incomplete  $C_7H_8$  oxidation and lower CO<sub>2</sub> selectivity. Conversely, catalysts with weak adsorption may cause partial desorption of  $C_7H_8$  during the discharge

process, leading to decreased CO<sub>2</sub> selectivity and carbon balance. Compared to HZ and Ag/HZ, Au/HZ exhibits a moderate adsorption strength for  $C_7H_8$  and CO, which contributes significantly to its superior performance in plasma-catalytic oxidation of  $C_7H_8$ .

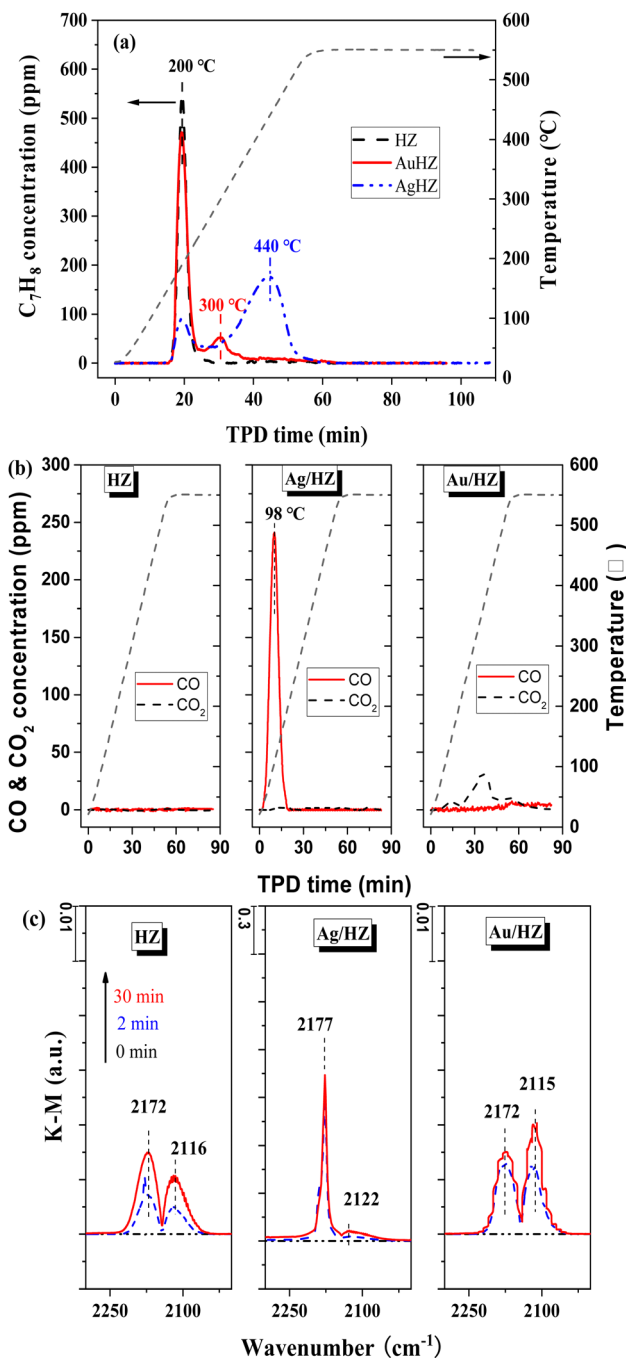


Fig. 8  $C_7H_8$  desorption over HZ, Ag/HZ and Au/HZ: (a)  $C_7H_8$  concentrations in TPD tests; TPD conditions:  $n_{C_7H_8}^0 = 13.5 \mu\text{mol}$ , 100 mL min<sup>-1</sup> of Ar.  $C_7H_8$  adsorption conditions: 100 mL min<sup>-1</sup> of  $C_7H_8/N_2$ , 25 °C. (b) CO and CO<sub>2</sub> concentrations during the CO-TPD process over HZ, Ag/HZ (1.2 wt% Ag) and Au/HZ (0.6 wt% Au). TPD conditions: 100 mL min<sup>-1</sup> of Ar, 10 °C min<sup>-1</sup>. (c) *In situ* DRIFT spectra of CO adsorption over HZ, Ag/HZ and Au/HZ. CO adsorption conditions: 40 mL min<sup>-1</sup> of 5% CO/He, 25 °C.



## 4. Conclusion

A novel Au/HZ catalyst, prepared by impregnation combined with plasma treatment, exhibits excellent performance for C<sub>7</sub>H<sub>8</sub> removal by air plasma catalytic oxidation using the cycled storage-discharge (CSD) mode. The size of Au is *ca.* 5.7 nm in Au/HZ (0.6 wt%), and the Au species are mainly in the form of Au<sup>0</sup> and Au<sup>δ+</sup>. Au/HZ possesses a large C<sub>7</sub>H<sub>8</sub> breakthrough capacity, which is significantly higher than that of HZ. For plasma-catalytic oxidation of gaseous C<sub>7</sub>H<sub>8</sub> over Au/HZ, the CO<sub>2</sub> selectivity is 97.5%, significantly higher than those of HZ (55%) and Ag/HZ (62%). This suggests that Au/HZ is indeed an excellent catalyst in air plasma catalytic oxidation of C<sub>7</sub>H<sub>8</sub>, especially suitable for the cycled storage-discharge mode. *In situ* TPD tests show that Au/HZ exhibits a moderate adsorption strength for C<sub>7</sub>H<sub>8</sub> and CO, compared with HZ and Ag/HZ. Moreover, Au/HZ exhibits 100% CO conversion during plasma catalytic CO oxidation, which is much higher than those of HZ (15%) and Ag/HZ (24%). Therefore, the nearly 100% CO<sub>2</sub> selectivity of the plasma-catalytic oxidation of C<sub>7</sub>H<sub>8</sub> on Au/HZ can be attributed to the moderate adsorption strength of Au/HZ for C<sub>7</sub>H<sub>8</sub> and CO, and very high plasma catalytic activity for CO oxidation.

## Author contributions

A. Z.: investigation, methodology, data curation, formal analysis, writing – original draft. X. L.: conceptualization, formal analysis, investigation, methodology, investigation, writing – review & editing. J. L.: investigation, methodology, data curation. L. D.: investigation, methodology, funding acquisition, conceptualization, writing – review & editing. A. Z.: conceptualization, formal analysis, funding acquisition, methodology, writing – review & editing.

## Data availability

The data supporting this article have been included as part of the ESI.†

## Conflicts of interest

There are no conflicts to declare.

## Acknowledgements

This work was supported by the National Natural Science Foundation of China (Grant No. 11975069 and 52077024) and Xingliao Talents Program (Grant No. 2022RJ16 and XLYC2203147).

## References

1 Y. Mu and P. T. Williams, *Chemosphere*, 2022, **308**, 136481.

- S. Sharmin, V. Arne, L. Christophe, D. G. Nathalie and M. Rino, *Catalysts*, 2015, **5**(2), 718–746.
- M. Schiavon, V. Torretta, A. Casazza and M. Ragazzi, *Water, Air, Soil Pollut.*, 2017, **228**(10), 388.
- A. O. Hyun-Ha Kim and Shigeru Futamura, *Appl. Catal., B*, 2008, **79**(4), 356–367.
- D. Z. Zhao, X. S. Li, C. Shi, H. Y. Fan and A. M. Zhu, *Chem. Eng. Sci.*, 2011, **66**(17), 3922–3929.
- D. I. Ogata Atsushi, Koichi Mizuno, Satoshi Kushiya and Toshiaki Yamamoto, *IEEE Trans. Ind. Appl.*, 2001, **37**(4), 959–964.
- H. Y. Fan, X.-S. Li, D. Z. Zhao, Y. Xu and A. M. Zhu, *J. Phys. D: Appl. Phys.*, 2009, **42**(22), 225105.
- K. J. Kim and H. G. Ahn, *Microporous Mesoporous Mater.*, 2012, **152**, 78–83.
- Q. H. Trinh, M. S. Gandhi and Y. S. Mok, *Jpn. J. Appl. Phys.*, 2014, **54**, 01AG04.
- J. E. Lee, Y. S. Ok, D. C. W. Tsang, J. H. Song and Y. K. Park, *Sci. Total Environ*, 2020, **719**, 137405.
- Y. Liu, X. S. Li, J. L. Liu, J. L. Wu, D. Ye and A. M. Zhu, *Catal. Sci. Technol.*, 2016, **6**(11), 3788–3796.
- H. A. M. Mohammad Sharif Hosseini and Rasoul Yarahmadi, *Plasma Chem. Plasma Process.*, 2018, **39**, 125–142.
- H. Y. Fan, X. S. Li, Y. Liu, J. Liu and A. M. Zhu, *CIESC J.*, 2011, **62**(7), 1922–1926.
- W. Z. Wang, H. Wang, T. L. Zhu and X. Fan, *J. Hazard. Mater.*, 2015, **292**(15), 70–78.
- J. Cao, R. J. Lewis, G. Qi, D. Bethell, M. J. Howard, B. Harrison, B. Yao, Q. He, D. J. Morgan, F. Ni, P. Sharma, C. J. Kiely, X. Li, F. Deng, J. Xu and G. J. Hutchings, *ACS Catal.*, 2023, **13**(11), 7199–7209.
- A. M. Zhou, J. L. Liu, B. Zhu, L. B. Di, X. S. Li and A. M. Zhu, *Plasma Processes Polym.*, 2023, **20**(6), e2200236.
- N. K. Erfan Behraves, Quentin Balme, Jorma Roine, Jarno Salonen, Andrey Schukarev, Jyri-Pekka Mikkola, Markus Peurla, Atte Aho, Kari Eränen, Dmitry Yu Murzin and Tapio Salmi, *J. Catal.*, 2017, **353**, 223–238.
- M. Ousmane, L. F. Liotta, G. D. Carlo, G. Pantaleo, A. M. Venezia, G. Deganello, L. Retailleau, A. Boreave and A. Giroir-Fendler, *Appl. Catal., B*, 2011, **101**(3–4), 629–637.
- J. Cao, Q. Guodong, B. Yao, Q. He, R. J. Lewis, X. Li, F. Deng, J. Xu and G. J. Hutchings, *ACS Catal.*, 2024, **14**, 1797–1807.
- L. B. Di, J. Zhang, X. L. Zhang, H. Y. Wang, H. Li, Y. Q. Li and D. C. Bu, *J. Phys. D: Appl. Phys.*, 2021, **54**(11), 333001.
- L. B. Di, J. S. Zhang and X. L. Zhang, *Plasma Processes Polym.*, 2018, **15**(5), 1700234.
- A. M. Zhou, J. L. Liu, B. Zhu, X. S. Li and A. M. Zhu, *Chem. Eng. J.*, 2022, **433**, 134338.
- Y. Liu, X.-S. Li, J.-L. Liu, J. Wu, D. Ye and A.-M. Zhu, *Catal. Sci. Technol.*, 2016, **6**(11), 3788–3796.
- G. Qi, T. E. Davies, A. Nasrallah, M. A. Sainna, A. G. Howe, R. Lewis, R. J. Quesne, C. R. A. M. Catlow, D. J. Willock and Q. He, *Nat. Catal.*, 2022, **5**, 45–54.
- M. Mihaylov, H. Knözinger, K. Hadjiivanov and B. C. Gates, *Chem. Ing. Tech.*, 2007, **79**(6), 795–806.
- X. Q. Deng, B. Zhu, X. S. Li, J. L. Liu, X. Zhu and A. M. Zhu, *Appl. Catal., B*, 2016, **188**, 48–55.

