

Chemical Science

Volume 14
Number 42
14 November 2023
Pages 11585–11926

rsc.li/chemical-science



ISSN 2041-6539

PERSPECTIVE

Hiroki Hayashi, Tsuyoshi Mita *et al.*
Quantum chemical calculations for reaction prediction in the
development of synthetic methodologies

Cite this: *Chem. Sci.*, 2023, 14, 11601

All publication charges for this article have been paid for by the Royal Society of Chemistry

Received 29th June 2023

Accepted 29th September 2023

DOI: 10.1039/d3sc03319h

rsc.li/chemical-science

Quantum chemical calculations for reaction prediction in the development of synthetic methodologies

Hiroki Hayashi, *^{ab} Satoshi Maeda ^{abc} and Tsuyoshi Mita *^{ab}

Quantum chemical calculations have been used in the development of synthetic methodologies to analyze the reaction mechanisms of the developed reactions. Their ability to estimate chemical reaction pathways, including transition state energies and connected equilibria, has led researchers to embrace their use in predicting unknown reactions. This perspective highlights strategies that leverage quantum chemical calculations for the prediction of reactions in the discovery of new methodologies. Selected examples demonstrate how computation has driven the development of unknown reactions, catalyst design, and the exploration of synthetic routes to complex molecules prior to often laborious, costly, and time-consuming experimental investigations.


1. Introduction

The discovery of chemical reactions is a primary research area that can provide new synthetic methods to create molecules in organic chemistry. Based on the developed methods, synthetic plans can be constructed for the preparation of complex molecules such as drug candidates or functional materials.^{1–3} However, the development of synthetic methodologies usually requires a number of experiments, mainly because the process

**Institute for Chemical Reaction Design and Discovery (WPI-ICReDD), Hokkaido University, Kita 21, Nishi 10, Kita-ku, Sapporo, Hokkaido, 001-0021, Japan. E-mail: hhayashi@icredd.hokudai.ac.jp; tmita@icredd.hokudai.ac.jp*

^bJST-ERATO, Maeda Artificial Intelligence in Chemical Reaction Design and Discovery Project, Kita 10, Nishi 8, Kita-ku, Sapporo, Hokkaido, 060-0810, Japan

^cDepartment of Chemistry, Faculty of Science, Hokkaido University, Kita 10, Nishi 8, Kita-ku, Sapporo, Hokkaido, 060-0810, Japan



Hiroki Hayashi received his undergraduate education and obtained his PhD from Nagoya University under the direction of Prof. Kazuaki Ishihara and Prof. Muhammet Uyanik in 2016. After pursuing his postdoctoral research in the group of Prof. John F. Hartwig at UC Berkeley until 2017, he was appointed in Kyushu University as an assistant professor and worked with Prof. Tatsuya Uchida. In 2020,

he moved to Hokkaido University as a specially appointed assistant professor of the Institute for Chemical Reaction Design and Discovery (WPI-ICReDD), working with Prof. Tsuyoshi Mita and Prof. Satoshi Maeda. He has received the Central Glass Award in Synthetic Organic Chemistry, Japan (2020) and the Young Scholar Lecture Series Award of the Chemical Society of Japan (2023). His research focuses on computation-based methodology development.



Satoshi Maeda received his PhD from Tohoku University in 2007 under the supervision of Prof. Koichi Ohno. In 2007–2010, he was a JSPS research fellow under the supervision of Prof. Ohno and Prof. Keiji Morokuma. In 2010–2012, he was an assistant professor of the Hakubi Project at Kyoto University in the group of Prof. Morokuma. In 2012–2017, he was Assistant Professor and Associate

Professor at Hokkaido University in the group of Prof. Tetsuya Taketsugu. He is now a full professor at Hokkaido University and Director of WPI-ICReDD. He has received the Nagakura Saburo Award for 2021, the WATOC Dirac Medal 2019, the Merck-Banyu Lectureship Award 2015, etc. His research area is theoretical and computational chemistry, in particular the development of methods for exploring quantum chemical potential energy surfaces.



relies on trial and error as well as on the intuition of organic chemists, which generates unwanted waste and inflates costs. Moreover, unexpected reactions are also often found during the research campaign, which may change the direction of the research project and are recognized as serendipitous findings that depend both on the researchers' intuition and on luck.^{4,5} Therefore, an efficient and systematic process without unnecessary experiments has long been desired, in line with the recent trends of research automation and digitalization.⁶

For this purpose, extensive investigations into the application of experimental or informatic technologies for methodology development have been conducted. For example, high-throughput experimentation (HTE), a technique widely used in medicinal chemistry for drug discovery⁷ that performs multiple experiments in parallel and thus accelerates the screening process, has been applied to investigate chemical reactions. This technique enables the combinatorial screening of reaction parameters, including reagents, catalysts, or additives, leading to conditions that provide better yields or selectivities in known chemical reactions.⁸ Although HTE has been proven to be effective in discovering certain unknown chemical reactions, it still requires a large number of experiments (typically >1000).^{9–11} For the systematic development of chemical reactions, data-driven approaches have also made significant progress with the advancement of chemoinformatic techniques, in which the experimental results are correlated to reaction

parameters in order to create models that capture data trends,¹² understanding of mechanistic insights, and prediction of reaction outcomes. This approach has evolved from the Brønsted catalysis law,¹³ a pioneering study in organic chemistry that established a quantitative relationship between acidity and reaction rate, to the data-driven optimization of reaction parameters that include not only conventionally effective factors such as the solvent and temperature, but also the substrate or catalyst structures, to improve the yield or selectivity.^{14–16} Despite the significant progress in modeling chemical reactions, applications for discovering unknown reactions still remain underdeveloped, and the models developed in reported studies are currently limited to predicting the optimal conditions for known reactions.

Quantum chemical calculations have also been used to investigate the properties of molecules and reaction mechanisms.¹⁷ Since the 1960s, significant advances in computational chemistry, such as the launch of the Gaussian program¹⁸ and the development of density functional theory (DFT),¹⁹ have made the use of quantum chemical calculations more common in organic chemistry. The technology and its accuracy continue to improve, enabling calculations that reveal detailed reaction processes, ranging from entire catalytic cycles to biological reaction pathways involving enzymatic catalysis. Consequently, quantum chemical calculations are at present primarily employed to gain mechanistic insight into known chemical reactions.

Due to the ability of quantum chemical calculations to be performed on even unknown reaction processes, their application in the prediction of reactions holds significant potential for methodology development. In biochemistry, analogous studies are often conducted to simulate protein–protein interactions or docking simulations between small molecules and target protein binding pockets using computational methods such as molecular dynamics, molecular mechanics, or their hybrid methods.²⁰ Unlike such simulations, which primarily focus on a single chemical process, the prediction of chemical reactions requires consideration of potential competitive reaction pathways; this encompasses the calculation of the relative energies of potential transition states and the resulting products using quantum-chemical calculations. It should be noted some such processes, e.g., those involving dynamical bifurcations, cannot be predicted accurately based solely on these parameters.^{21–23}

This perspective highlights the development of synthetic methodologies based on computational predictions using quantum chemical calculations (Fig. 1). While other reviews on this topic have mainly focused on improving yields or selectivities based on existing results,^{24–30} this perspective places greater emphasis on research in which prediction has significantly contributed to the discovery of new methodologies, including unexplored selectivity, catalyst design, and new synthetic routes toward complex molecules. We also compare the current calculation methods used to explore chemical reaction pathways, which are critical for predicting reactions, and discuss the potential of modern methods to guide computation-based methodology development. Although such predictive strategies have not yet reached a mature level of



Tsuyoshi Mita was born in 1976 in Tokyo, Japan. He received his BSc (2000) and MSc (2002) degrees from Keio University under the guidance of Prof. Tohru Yamada. For the following years, he worked in the Pharmaceutical Research Laboratory of Ajinomoto Co., Inc. In 2004, he left his job to pursue a PhD at the University of Tokyo under the guidance of Prof. Masakatsu Shibasaki. After receiving his PhD

in 2007, he carried out postdoctoral work at Harvard University under the guidance of Prof. Eric N. Jacobsen. In 2009, he joined the Faculty of Pharmaceutical Sciences, Hokkaido University, as an assistant professor. In 2019, he joined WPI-ICReDD, Hokkaido University, as a specially appointed associate professor, and was then promoted to full professor in 2023. He is also a group leader in the organic chemistry group of the JST ERATO "MAEDA Artificial Intelligence in Chemical Reaction Design and Discovery Project". He has received the Tosoh Corporation Award in Synthetic Organic Chemistry (2009), the Incentive Award in Synthetic Organic Chemistry (2014), the Hokkaido University President's Award for Research Excellence (2014), the Chemist Award BCA in MSD Life Science Foundation (2016), the Lecture Award of ICPAC Langkawi (2018), and the Hokkaido Science and Technology Incentive Award (2020). His current research interests are focused on synthetic organic, organometallic, medicinal, and computational chemistry.





Fig. 1 Conceptual illustration of the computation-based development of reactions.

practical use, they promise substantial potential to evolve into a next-generation tool. Finally, this perspective discusses the hurdles that remain to be overcome, along with an outlook for the future.

2. Approaches for estimating chemical reaction pathways using quantum chemical calculations

In computational studies, reaction pathways have traditionally been traced starting from the structure of the transition state, which serves as the first-order saddle point on the potential-energy surface, using intrinsic reaction coordinate (IRC) calculations (Fig. 2a).^{31,32} Therefore, computational methods to obtain a transition state for a desired chemical transformation have been the focus of development in the field of quantum

chemistry.^{33,34} The most common tool is the quasi-Newton method,^{35–38} which can find the transition state closest to the initial structure, as illustrated in Fig. 2b.

However, the quasi-Newton method does not converge or converges to a transition state of an unintended transformation if the assumed structures are not sufficiently close to those of the transition state of focus. To avoid such shortcomings, several approaches have been developed, which can be broadly classified into two subcategories: coordinate driving and interpolation (Fig. 2c).^{33,34} The coordinate driving approach maximizes the energy along a selected variable, such as a bond length or a normal mode, while minimizing the energy for all other variables.^{35,39–44} This procedure provides the approximate pathway for a chemical transformation driven by a change in the selected variable, and the maximum energy point on the pathway provides an appropriate estimate for the transition state that can serve as an input in further calculations using the quasi-Newton method. The relaxed scan and eigenvector following techniques are well-established and available in many standard quantum chemistry software packages.^{35,39} The interpolation approach minimizes a set of structures that represent a pathway between two equilibrium states while ensuring that the structures are properly distributed along the pathway.^{45–51} This procedure generates a minimum energy pathway by iteratively minimizing the energy until a predefined convergence is reached. Additionally, the quasi-Newton method is used to optimize the maximum energy point on the pathway, either after or in parallel with path optimization. The nudged elastic band (NEB) and string methods are widely employed as interpolation techniques, and can be found in various computational programs.^{48,49}



Fig. 2 Approaches for reaction path explorations using quantum chemical calculations. (a) IRC calculations for tracing the reaction pathways from the transition state. (b) Quasi-Newton method to locate the transition states. (c) Method for searching for approximate structures of transition states. (d) Automated reaction path exploration to create a reaction path network.



By harnessing the aforementioned approaches, automated procedures have been devised to capture theoretically conceivable reaction pathways, enabling their effective application for the elucidation of reaction mechanisms and the prediction of reactions (Fig. 2d).^{32,52,53} For example, through iterative application of the coordinate driving method using different variables selected from an equilibrium structure, pathways to the other equilibrium structures can be obtained, and by continuing this process with the generated equilibrium structures, a network of reaction pathways can be established. Likewise, analogous networks can be obtained by generating hypothetical molecular graphs and applying an interpolation method iteratively to all of them or to systematically selected pairs. The practical effectiveness of these algorithms depends on the level of thoroughness inherent in the selected path finding method. Although sufficiently exhaustive methods for exploring all the important reaction pathways are still limited,^{54,55} and bi- or multimolecular processes involving molecules that are not included in calculations cannot be considered, these algorithms are potentially suitable not only for mechanistic investigations of known reaction processes, but also for the estimation of unknown reaction modes, ultimately leading to the development of new synthetic methods.

This perspective is divided into two parts based on the calculation approach. The first part describes examples of prediction-based reaction developments, in which the original reaction candidates are primarily provided by researchers. The second part presents a distinct example in which an automated reaction path search algorithm provided the original idea for the development of chemical reactions.

3. Reaction development using computational predictions of researcher-guided reaction pathways

3.1 Pericyclic reactions

In 1987, the predictive capability of quantum chemical calculations based on transition states was first reported by Houk and co-workers in the field of synthetic organic chemistry with the successful prediction and subsequent experimental validation of the conrotatory electrocyclic ring-opening of 3-formylcyclobutene (Fig. 3).^{26,56} During their study on the ring-opening of substituted cyclobutenes, the authors found that the reaction of C3-substituted cyclobutenes such as 3-methyl-, 3-chloro-, 3-acetoxy-, and 3-ethoxycyclobutene exhibited a preference for the outward rotation of the substituent, resulting in the selective formation of the *E*-alkene.^{57,58} The authors also investigated the analogous reaction of 3-formylcyclobutene using quantum chemical calculations, which indicated that this substrate can be expected to selectively undergo inward rotation ($\Delta\Delta G^\ddagger = -4.6 \text{ kcal mol}^{-1}$) due to the participation of the $\pi_{\text{C}=\text{C}}^*$ orbital in the stabilization of the HOMO $\sigma_{\text{C}-\text{C}}$ orbital of the inward transition state, which stands in contrast to the selectivity of the aforementioned example. This counterintuitive prediction was subsequently validated experimentally. These findings prompted further investigations to understand the

Reported electrocyclization of C3-substituted cyclobutenes



Prediction and validation of electrocyclization of 3-formylcyclobutene

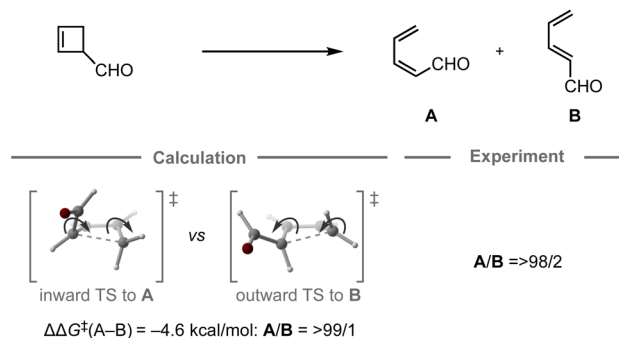


Fig. 3 Computational prediction of the ring-opening of 3-formylcyclobutene; calculations were performed at the HF/6-31G(d)//HF/3-21G level.

reaction mode.⁵⁹⁻⁶³ This study demonstrated that computations could provide predictions that are contrary to human intuition.

3.2 Computational design of organocatalysts

The computational design of catalysts is the holy grail in organic chemistry, as conventional catalyst development traditionally relies on a trial-and-error approach based on empiricism. This approach often requires a large number of experiments including the preparation of catalyst candidates and the evaluation of their catalytic activity. To transition from an intuitive approach to a systematic design, studies using computational methods have emerged as one of the most promising and prominent topics in this research field. In particular, catalytic enantioselective reactions have attracted the attention of many researchers due to their utility in producing optically active molecules and their relatively simple principle for achieving selectivity, in which enantiomeric excess is typically determined by the energy difference between the transition states leading to each enantiomer.²⁹ Recently, chemoinformatic approaches, in which models are generated using the experimental results and parameters of each target reaction, have been studied extensively for the prediction of the performance of chiral catalysts.¹⁷⁻¹⁹ Some studies have successfully developed models capable of predicting enantioselectivity, even in extrapolation spaces, allowing for the identification of catalysts that provide higher enantiomeric excess compared to others in the model.

Likewise, the application of quantum chemical calculations in the design of catalysts for controlling enantioselective processes is undeniably attractive, as it offers a rational strategy for the development of catalyst scaffolds. Conventionally, quantum chemical calculations have often been used to elucidate the structure of the transition states in known





Fig. 4 Computational design of organocatalysts for enantio- and *anti*-selective Mannich reactions; calculations were performed at the HF/6-31G* level.

enantioselective reactions, as well as to identify the factors that contribute to the induction of the observed selectivities. These abilities have prompted chemists to use them for enantioselectivity predictions, whereby most studies have hitherto focused on the modification of substituents on catalysts to improve known selectivities.^{24–30} In contrast, Houk, Tanaka, Barbas, and co-workers have jointly reported a remarkable

design achievement in the field of enantioselective organocatalysis (Fig. 4).⁶⁴ Typically, proline-catalyzed Mannich reactions provide an enantioenriched product with *syn*-selectivity, in which the catalyst dictates the conformation of the chair-like transition state, assisted by the hydrogen-bonding interaction between the imine substrate and the carboxylic acid moiety of proline.⁶⁵ In their computational study, a catalyst bearing a methyl group at the C2 position and a carboxylic acid at the C4 position on pyrrolidine was expected to favor the transition state leading to the formation of the *anti*-product, which was successfully validated experimentally with high enantiomeric excess and *anti*-selectivity (70% yield, >99% ee, *anti* : *syn* = 94 : 6). While the general approach for designing proline catalysts involves introducing a bulky substituent at the C2 position to enhance their enantiodiscrimination ability,⁶⁶ this work presents a different strategy (using a small substituent) guided by quantum chemical calculations, highlighting the potential of computational approaches for catalyst design in the development of new methodologies.

In addition to designing catalysts for superior catalytic activity, computational methods can also facilitate the simplification of catalyst structures. In this context, Paton, Dixon, and co-workers have reported the enantioselective desymmetrization of a prochiral cyclohexanone catalyzed by thiourea-based organocatalysts (Fig. 5).⁶⁷ Initially, they conducted experimental catalyst screening trials to enhance the enantioselectivity in the target reaction, leading to a thiourea catalyst^{68,69} bearing both *tert*-leucine and *trans*-1,2-cyclohexanediamine units that furnished the product in 84% yield with 96% ee, and



Fig. 5 Computational truncation of a thiourea catalyst for the asymmetric desymmetrization of cyclohexanes; calculations were performed at the M06-2X/6-311+G(d,p)/CPCM(CH₂Cl₂) level.



84.5°), suggesting that an appropriate substituent on the phosphine atom might accelerate this step even when using an ethylene-bridged scaffold, beyond the effect of the bite angle. Accordingly, replacing the phenyl groups in DPPE with trifluoromethyl groups resulted in a reduced barrier that was even lower than that with DPPE or Xantphos ($\Delta E^\ddagger = 24.8 \text{ kcal mol}^{-1}$, $\angle_{\text{P-Pd-P}} = 83.0$).⁷⁶ This observation was further validated experimentally, resulting in a quantitative conversion to provide benzotrifluoride at 80 °C. The acceleration in this case can be attributed to two factors, *i.e.*, the destabilization of the complex caused by electrostatic repulsion between the trifluoromethyl groups of one of the phosphine ligands and the ligand bound to palladium, and the reduced electron density of the metal center, which often facilitates the reductive elimination step in other organometallic reactions.⁸²

Reactive metal complexes often cause decomposition or side reactions that can be problematic in catalytic reactions.^{83–85} Therefore, a balance between the reactivity and stability of metal complexes species is critical for reaction efficiency. In this context, Buchwald and co-workers reported the computational design of copper complexes with sufficient reactivity and stability to act as catalysts in the C–N cross-coupling of aryl bromides and amines (Fig. 7).⁸⁶ The copper complexes comprise copper(I) species and an anionic N^1, N^2 -diarylbenzene-1,2-diamine ligand designed to accelerate the oxidative addition step of aryl electrophiles, which is conventionally problematic in copper-catalyzed cross-coupling reactions.^{87–89} Initially, the reaction of 4-bromoanisole and morpholine using a copper complex with an anionic N^1, N^2 -diphenylbenzene-1,2-diamine ligand was investigated, albeit the desired amination product was not obtained, presumably due to the instability of the naked

anionic copper species. To this end, a computational analysis was conducted, which revealed that the introduction of two phenyl groups onto the ligand stabilizes the complex through copper- π interactions ($\Delta G = 13.6 \text{ kcal mol}^{-1}$), while maintaining sufficient reactivity for the oxidative addition of 4-bromoanisole ($\Delta G^\ddagger = 8.4 \text{ kcal mol}^{-1}$). The reaction with this ligand proceeds at room temperature and provides the amination product in quantitative yield. While this work successfully demonstrates a predictive strategy for the development of catalytic reactions by focusing mainly on one elementary step, the prediction of entire catalytic cycles requires considering all individual steps in the catalytic cycle as well as the turnover for their catalytic efficiency.⁹⁰

3.4 Computational prediction of the key step in complex natural product syntheses

The computational prediction of chemical reactions is also potentially useful for retrosynthetic analysis, a concept used to devise synthetic routes toward complex molecules from readily available starting materials by converting a target compound to synthetic precursors and applying this process to each precursor, especially in the field of natural product synthesis. Since Corey's report on computational retrosynthetic analysis,⁹¹ this approach has received considerable attention, leading to studies using advanced cheminformatics methods and databases that contain experimental data pertaining to molecular synthesis. These studies enable innovative computational synthetic planning for the synthesis of complex molecules,^{17–19} which has been verified experimentally.^{92–98}

Given that complex natural product synthesis often involves key synthetic steps, a considerable number of experimental



Fig. 7 Computational design of diamine ligands for the copper-catalyzed amination of aryl bromides; calculations were performed at the B3LYP-D3/LACV3P/cc-pVTZ(-f)//B3LYP-D3/LACVP/6-31G(d,p) level.



investigations are often required to identify suitable substrates and reaction conditions. Ultimately, unsuccessful results force modifications onto the original synthetic route. To avoid such dead ends and detours, quantum chemical calculations have been used for the prediction of key steps and prospective substrates, thus enhancing the reliability of the retrosynthetic plan.⁹⁹ In this context, Overman and co-workers reported the total synthesis of (–)-chromodorolide B, demonstrating the utility of computational predictions in a key step to achieve the desired stereoselectivity (Fig. 8).¹⁰⁰ In their first report, one of the key steps was a radical cascade reaction involving an intermolecular C–C bond formation and subsequent stereoselective 5-*exo-trig* cyclization.¹⁰¹ Although their developed conditions afforded the product, the yield and stereoselectivity were low, *i.e.*, the major product consisted of the undesired stereoisomer. To gain insight into the structure of the transition state and improve the selectivity, they performed DFT

calculations for the radical cyclization step. While the alkyl radical derived from the original substrate exhibited the undesired preference ($\Delta\Delta G^\ddagger = 1.0$ kcal mol⁻¹, favoring the undesired stereochemistry B), consistent with the observed selectivity in the experiment, the cyclization of the chlorinated variant exhibited inverse selectivity, resulting in the desired stereoselectivity ($\Delta\Delta G^\ddagger = 1.9$ kcal mol⁻¹, favoring the desired stereochemistry A). These distinct selectivities were rationalized in terms of the steric interactions between the substituent at the α -position of the γ -butyrolactone and the alkene moiety at the transition states of 5-*exo-trig* cyclization. In the case of chlorinated substrates, the steric effects govern the olefin geometry of the transition state towards the desired diastereomer. Based on this notion, the reaction was performed using chlorinated substrates bearing either a methyl or a menthyl group, which resulted in selective cyclization and provided the desired product without the undesired diastereomer. The introduced



Fig. 8 Computational analysis of stereoselective radical cyclization toward the total synthesis of (–)-chromodorolide B; calculations were performed at the TPSSh-D3/Def2-TZVP/COSMO(CH_2Cl_2)/TPSS-D3/Def2-TZVP/COSMO(CH_2Cl_2) level.



chlorine atom was removed under the applied reaction conditions. With this improved key step, the authors ultimately completed the synthesis of (–)-chromodorolide **B** with a higher overall yield compared to that of the first-generation route.

Quantum chemical calculations have also been applied for selecting prospective substrates even prior to experimental investigations. Newhouse and co-workers reported the total synthesis of paspaline **A** and emindole PB using computation-directed substrate selection (Fig. 9).¹⁰² In that study, the authors aimed to synthesize both compounds from the same precursor in a divergent fashion.¹⁰³ To this end, calculations were conducted to assess the energy barriers of the Friedel-Crafts type cyclization and the 1,2-methyl shift leading to each key scaffold, in which these pathways were explored from a carbocation intermediate bearing various substituents distant from the reaction site. Calculations revealed that among carbocations **a–c**, the reaction of carbocation **c** has the highest preference for forming the hexacyclic motif in paspaline **A**. Inspired by these theoretical results, the synthesis commenced with the preparation of the computationally proposed precursor for carbocation **c** bearing a hydroxy group as a leaving group. However, when subjected to the reaction in the presence of a stoichiometric amount of aluminum chloride as a Lewis acid additive to promote the elimination of the hydroxy group, both products were obtained *via* cyclization and methyl shift in 44% combined yield with the inverse selectivity ratio (**A/B** = 1/3). The observed mismatched selectivity might be attributed to the involvement of a concerted elimination/1,2-methyl shift, a process that was not considered in the calculations. From isolated **A**, the synthesis of paspaline **A** was accomplished in 9

overall steps, which is shorter than the previously reported synthetic route. The first total synthesis of emindole PB was also achieved from **B**. Although this computational strategy was unable to accurately predict the experimental ratio, it guided the selection of substrates that ultimately led to the development of a shorter synthetic route and the achievement of the first total synthesis in a divergent manner.

4. Reaction development with automated reaction path search methods

4.1 Automated reaction path search methods for reaction development

The strategies presented above successfully showcase the possibility to develop new synthetic methodologies based on computational prediction in which researchers select the target reactions and competitive side reactions. While this is without a doubt very impressive, the success of these strategies still largely depends on the researchers' knowledge of organic chemistry and computational skills. In particular, when competitive side reactions that are preferred over the target reaction are overlooked, the computational prediction becomes less reliable. In this context, an automated reaction path search algorithm that can explore conceivable reaction pathways may be highly beneficial (Fig. 2d). Such algorithms offer distinct advantages, as they are not solely reliant on human knowledge and often user-friendly, requiring minimal computational skills, and a variety of algorithms for exploring reaction pathways have been developed over the years.^{32,52,53} Given the recent

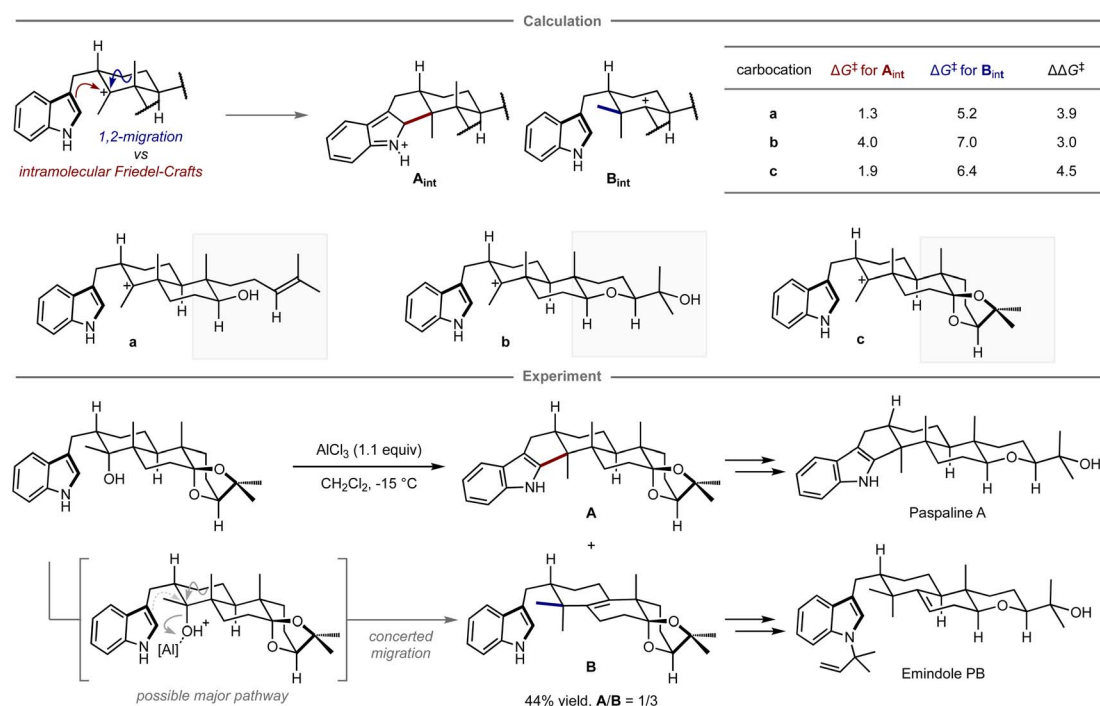


Fig. 9 Computational substrate design for the divergent synthesis of paspaline **A** and emindole PB. The calculations were performed at the mPW1PW91/6-31+G(d,p)//B3LYP/6-31G(d) level.



continuous advances in computing power as well as automated workflows (for examples since 2021, see: QChASM,¹⁰⁴ autodE,¹⁰⁵ ChemDyME,¹⁰⁶ YARP,¹⁰⁷ AutoMeKin2021,¹⁰⁸ CARNOT,¹⁰⁹ ChemTraYzer-TAD,¹¹⁰ and Chemoton 2.0 (ref. 111)), these methods have been able to realize the transition from applications in mechanistic studies to comprehensive reaction prediction. While the developed algorithms have been used effectively for these purposes, little effort has been devoted to the experimental validation of the discovered reactions or mechanisms in the context of synthetic methodology development.

A highly comprehensive exploration of chemical reaction pathways, integrated with deterministic kinetic simulations that possess numerical stability, is crucial for predicting all potential reaction products along with their yields. The artificial force induced reaction (AFIR) method,^{32,44,112–115} which uses a virtual force in quantum chemical calculations to find reaction pathways from an equilibrium structure, has been developed for this purpose (Fig. 10a). It has been shown to be sufficiently comprehensive for certain reaction classes including their conformational space.¹¹⁶ This method explores chemical reaction pathways by applying an arbitrary force to the input molecular structure to forcibly induce structural deformation. The force is applied to an automatically defined fragment pair in mutually approaching or diverging directions. The approximate reaction pathway estimated by minimizing the force-modified energy based on *ab initio* or semi-empirical calculations is optimized to obtain the actual reaction pathway or the IRC pathway. By applying the force to all conceivable fragment pairs, not only in the initial structure but also in the generated equilibrium structures, an exhaustive reaction path search can be performed to construct a network of chemical reaction pathways. To realize on-the-fly kinetic simulations,¹¹⁷ this method has been further combined with the deterministic and numerically stable kinetic simulation technique, termed rate constant matrix contraction (RCMC), which employs kinetics-based graph clustering to efficiently analyze complex reaction path networks that comprise thousands or more elementary reaction steps (Fig. 10b).^{118,119} By leveraging the integrated AFIR and RCMC methods, the forward on-the-fly kinetic simulation can be performed to estimate potential products together with their computational yields, starting

from the input reaction components; moreover, the backward on-the-fly kinetic simulation can also be performed to provide potential reactant species that could generate the input chemical structure as the reaction product in high yield.¹¹⁷ The detailed algorithms of the AFIR and RCMC methods have already been discussed in other reviews and are beyond the scope of this perspective;^{116,117} instead, the application of these methods in the context of reaction prediction and experimental validation is discussed. In the next section, the application of the AFIR method for reaction prediction will be described.

4.2 Computational retrosynthetic analysis for a new synthetic route to difluoroglycine derivatives

While the AFIR and RCMC methods have mainly been used for mechanistic investigations of established reactions or researcher-predicted reactions,^{120–130} our research group has embarked on exploring their potential as computational tools for predicting unexplored synthetic routes or reactions. In 2020, our research group reported a new synthetic route to difluoroglycine derivatives based on calculations using the AFIR/RCMC methods (Fig. 11).¹³¹ Due to limited synthetic routes toward this fluorinated motif, its promising applications have hitherto remained unexplored. To explore the potential synthetic route, the AFIR method was leveraged in computational retrosynthetic analysis, in which possible synthons were investigated by searching for equilibrium structures connected to difluoroglycine through reaction pathways. Among the 76 equilibrium structures generated as substrate candidates, the combination of ammonia, difluoroglycine, and carbon dioxide (CO₂) had prospects for experimental implementation due to the facile assembly of these three components ($\Delta G^\ddagger = 3.1 \text{ kcal mol}^{-1}$) as well as their availability. Further calculations were conducted to explore the possible reaction pathways from ammonia, the bromodifluoromethyl anion as a difluorocarbene precursor, and CO₂ using the AFIR method, after which the computational yields of possible products were estimated based on the obtained rate constant at the designated temperature and time using the RCMC method. Accordingly, difluoroglycine was expected to be formed in 69.6% yield, together with side products such as bromodifluoroacetic acid in 29.3% yield. To



Fig. 10 Schematic illustration of the AFIR and RCMC methods, which are used to explore chemical reaction pathways. (a) The process to find the reaction pathway from an equilibrium structure, in which the bond-forming reaction between atoms A and B in an input structure is shown as the example; α : arbitrary force-constant. (b) Kinetic simulation to determine the priority of the generated equilibrium structures for the subsequent calculations using the AFIR method to search for forward and backward reactions.



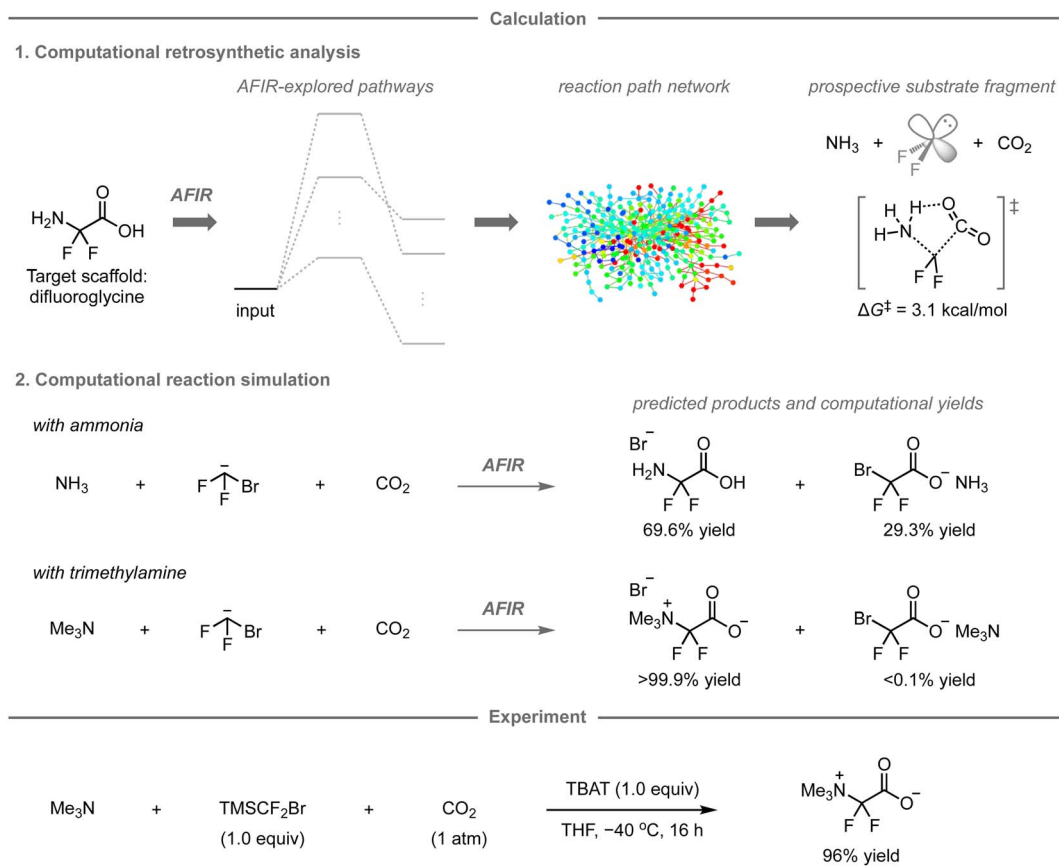


Fig. 11 Computational retrosynthetic analysis and reaction prediction toward a new method for the preparation of difluoroglycine derivatives. The automated search for the reaction pathways as well as the path optimizations were performed using the AFIR method at the ω B97X-D/6-31+G(d)/CPCM(THF) level. The computational yields in the reaction path network at 300 K within 1 hour were obtained using the RCMC method.

further explore other potential substrate candidates that could provide the glycine scaffold in better yield, analogous calculations were performed with trimethylamine instead of ammonia, resulting in a theoretically quantitative conversion to trimethyldifluoroglycine, while effectively suppressing the formation of any side products.

Based on these promising computational predictions, the experimental realization of the reaction with the proposed substrates was investigated. Ultimately, the reaction was experimentally realized using commercially available trimethylamine, CO_2 , and (bromodifluoromethyl)trimethylsilane (TMSCF_2Br) as the precursor for the generation of difluorocarbene in the presence of tetrabutylammonium difluorotriphenylsilicate (TBAT), furnishing the desired product in 96% yield. The developed three-component reaction can proceed with a wide range of *tert*-alkylamines and *N*-heteroaromatic compounds.¹³² However, the reaction with ammonia, one of the reactions originally predicted in this study, did not provide difluoroglycine experimentally, but ammonium fluoride instead. This is presumably due to the *in situ* formation of ammonium carbamate from ammonia and CO_2 , which was not estimated in the calculations due to the involvement of two molecules of ammonia; additional calculations and experiments indicated that this undesired pathway leads to the formation of ammonium fluoride.

4.3 In silico reaction screening with difluorocarbene for the development of three-component reactions

As the AFIR/RCMC method successfully guided the development of a new synthetic route to difluoroglycine derivatives, our group envisioned that these methods would also be effective in computational reaction screening toward the development of unexplored chemical reactions.¹³³ To demonstrate this, difluorocarbene was used as a component in a calculation using the AFIR method due to its synthetic utility in incorporating difluoromethylene groups into organic molecules and its small size, which can reduce calculation costs for the quantum chemical calculations (Fig. 12). Computational reaction simulations were conducted to explore the three-component reaction of difluorocarbene and two components bearing unsaturated bonds ($\text{C}=\text{O}$, $\text{C}=\text{N}$, $\text{C}=\text{C}$, and $\text{C}\equiv\text{C}$ bonds), in which formaldehyde, methanimine, ethylene, and acetylene were chosen due to their low computational costs and the inherent reactivity associated with unsaturated bonds. Based on the combinatorial screening using the AFIR/RCMC method for all combinations to create the reaction path network that encompasses the possible intermediates, transition states, or products with their computational yields, four reactions with methanimine, difluorocarbene, and a series of unsaturated bonds were expected to provide the α,α -difluorinated *N*-heterocyclic compounds **A1–4**



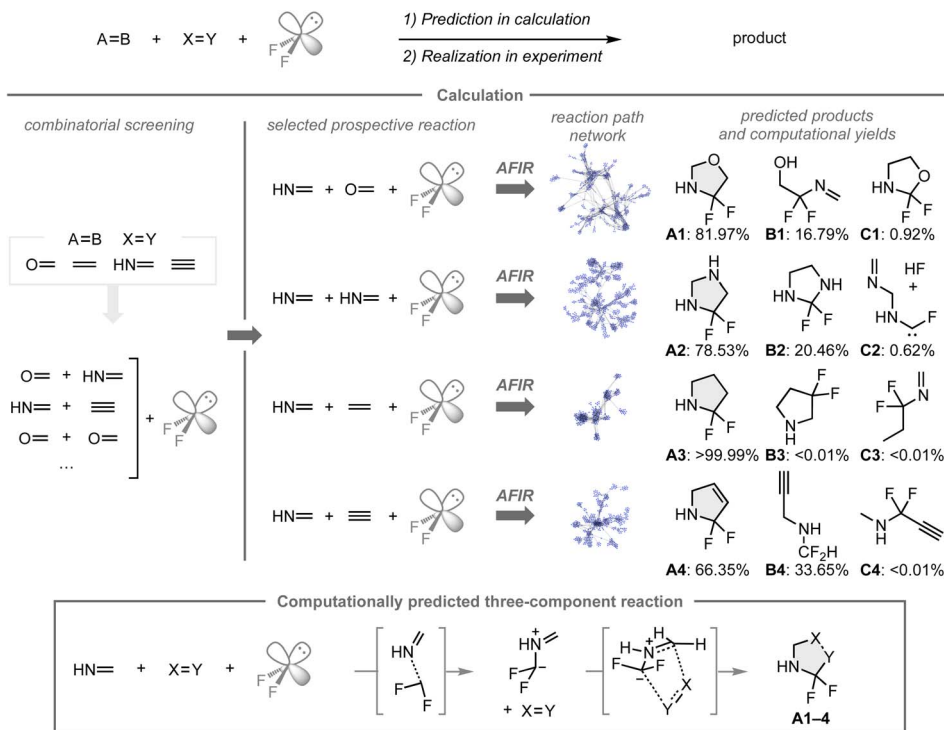


Fig. 12 Computational reaction screening with difluorocarbene for the exploration of three-component reactions. The automatic searches for the reaction pathways were performed using the AFIR method at the ω B97X-D/LanL2DZ/CPCM(THF) level. Single-point energy calculations were performed for the obtained pathways at the ω B97X-D/Def2-SVP/CPCM(THF) level. The top three predicted products in terms of computational yield in the reaction path network at 300 K within 1 second are shown.

as major products rather than other potential products such as **B1–4** and **C1–4**. In these reactions, **A1–4** were formed through 1,3-dipolar cycloadditions of the fluorinated azomethine ylide and the other coupling partners. While *N*-heterocyclic skeletons fluorinated β - or γ -positions relative to the nitrogen atom have been studied in medicinal chemistry, analogues that contain fluorine at the α -position are underexplored, presumably due to a lack of synthetic methods to construct such structures. Based on the results of the computational screening, the predicted reaction mode was investigated experimentally.

To realize a three-component assembly of a C=N bond, a C=O bond, and difluorocarbene as the model reaction, available organic substrates were investigated instead of the unsaturated compounds used in the computational screening due to their gaseous and polymerizable characteristics, which made it difficult to control their amounts precisely in the experiments (Fig. 13a). Accordingly, the reactions were conducted with *N*-Boc (where Boc is *tert*-butyl carbamate) or *N*-phenyl imine derived from benzaldehyde, which have been widely used in organic synthesis, and benzaldehyde as the sources of the C=N and C=O bonds, respectively, using TMSCF_2Br and TBAT to generate difluorocarbene *in situ*. However, the reaction did not provide the desired products because the undesired dimerization of difluorocarbene ($\Delta G^\ddagger = 1.0 \text{ kcal mol}^{-1}$) has a lower barrier than that of the formation of iminium ylide ($\Delta G^\ddagger = 6.5 \text{ kcal mol}^{-1}$ or $4.2 \text{ kcal mol}^{-1}$), and thus would proceed preferentially, as was indicated in additional DFT calculations. Further calculations also showed that

the ylide formation barriers for pyridine and its derivative bearing an electron-withdrawing ester group are comparable to that of the undesired reaction ($\Delta G^\ddagger = 1.0 \text{ kcal mol}^{-1}$ and $1.3 \text{ kcal mol}^{-1}$, respectively). Accordingly, the three-component reaction of pyridine and benzaldehyde leads to the formation of the desired cyclic compound involving the dearomatization of the pyridine ring. However, the product could not be isolated due to its instability, whereas the reaction with the pyridine derivative bearing the electron-withdrawing ester group provided the isolable product in 75% yield.

The other computationally predicted reactions were also investigated experimentally (Fig. 13b). For the predicted reactions of two molecules of methanimine and difluorocarbene to form **A2**, the reaction with the pyridine derivative and *N*-Boc imine successfully proceeded to give the fluorinated imidazolidine derivatives in 45% yield. Similarly, the predicted reactions of methanimine, ethylene, and difluorocarbene to form **A3** could also be realized by employing the pyridine derivative and acrylonitrile, furnishing the fluorinated indolizine products in 65% yield. On the other hand, while the three-component reaction of methanimine, acetylene, and difluorocarbene was expected to provide **A4** based on the computational screening, the reaction of the pyridine derivative and diethyl acetylenedicarboxylate furnished the fluorinated cyclic product in aromatic form, which was presumably obtained through the elimination of hydrogen fluoride driven by aromatization after the predicted 1,3-dipolar cycloaddition. The developed three-component reaction can employ a wide range of coupling partners





Fig. 13 Experimental realization based on computationally predicted three-component reactions. (a) Realization of the predicted reaction with the support of additional DFT calculations at the ω B97X-D/Def2-SVP/CPCM(THF) level. (b) Further experimental demonstrations.

including aldehydes, ketones, alkenes, and alkynes, as well as pyridines that bear a variety of functional groups. This study showcases the power of computational screening and the automated reaction path search method for the development of new chemical reactions.

5. Challenges

The studies discussed in this perspective highlight the utility of quantum chemical calculations for the prediction of new reactions in the field of synthetic methodology development, which goes beyond the conventional use of such calculations in mechanistic studies of established reactions. However, challenges remain especially with respect to accurately predicting reactions and ensuring consistency between calculated results and experimental observations (*vide infra*).

(a) In mechanistic studies, the choice of calculation level can be guided by experimental results, which may significantly influence the computational outcome. However, for the prediction of unknown reactions, there is currently no universal method to determine the appropriate calculation level. This becomes particularly problematic when predicting reaction

selectivity, especially when there are small energy differences among competing reaction pathways, such as in stereoselective reactions with chiral catalysts or site-selective reactions with multiple reactive sites. This challenge may be addressed by further developing computational methods that can estimate reaction pathways with sufficient accuracy within a reasonable calculation time.

(b) Quantum chemical calculations hardly consider physical properties such as solubility or stability of the calculated molecules in the reaction medium. Even when calculations propose new reactions or catalysts, these factors may prevent their experimental success. Currently, empiricism still plays a pivotal role in addressing these concerns, while the emerging cheminformatics techniques may offer promising avenues to effectively overcome this challenge.¹³⁴

(c) The selection of the solvent is often critical to reaction outcomes, albeit the details of the solvent effects are not comprehensively understood. In particular, the participation of solvent molecules in the reaction mechanism poses challenges for computational modeling, as it raises questions regarding the optimal number and location of solvent molecules for the accurate prediction of reactions. Advancements in computing



power and computational methods may provide appropriate solutions to this problem.

(d) While the algorithm for the automated reaction path search is effective in exploring potential chemical reaction pathways and predicting reaction outcomes by considering competitive pathways, it does not account for certain reactions that involve molecules that are excluded from the calculations. For example, the dimerization or polymerization of reactive species such as carbenes or radicals is not considered unless two or more identical structures are included in the initial components. Additionally, a calculation may miss a pathway involving a hidden catalyst that is not stoichiometrically involved in a reaction equation unless it is explicitly considered. A simple example is keto–enol tautomerisation, where the intramolecular 1,3-hydrogen shift is a thermally forbidden process, resulting in unreasonable barriers unless a molecule involved in proton transfer is explicitly considered.¹³⁵ It is important to keep these aspects in mind when analysing the results of the calculations.

6. Conclusions and outlook

Quantum chemical calculations have become an indispensable tool to carry out research in organic chemistry. Currently, their primary role is to serve in mechanistic studies of established reaction processes. However, as shown in this perspective, quantum chemical calculations have considerable potential to further guide research directions, which would allow a more systematic experimentation and thus accelerate research and diminish associated costs. Although addressing the aforementioned issues is essential for future progress, it is obvious that the evolution of computers and computational methods is remarkably rapid, and can be expected to greatly expand the use of computational reaction prediction in the future. Furthermore, the field of chemistry is currently witnessing the integration of machine learning and artificial intelligence technology, in which data-driven strategies for the prediction of reaction performance have been extensively explored using quantum chemical calculations as well. Consequently, the continued use of quantum chemical calculations as a predictive tool will undoubtedly contribute to the development of future synthetic methodologies.

Author contributions

H. H. compiled the reference list and drafted the manuscript. T. M. and S. M. supported the preparation of the final version.

Conflicts of interest

The authors declare no competing interests.

Acknowledgements

The authors gratefully acknowledge JST-ERATO (grant no. JPMJER1903) and JSPS-WPI. H. H. gratefully acknowledges a Grant-in-Aid for Young Scientists (grant no. 23K13737). T. M.

gratefully acknowledges grants for Challenging Research (Exploratory) (grant no. 21K18945), Scientific Research (B) (grant no. 22H02069), and Transformative Research Areas (A) (Digitalization-driven Transformative Organic Synthesis (Digi-TOS)) (grant no. 22H05330).

Notes and references

- 1 J. Wencel-Delord and F. Glorius, *Nat. Chem.*, 2013, **5**, 369.
- 2 D. G. Brown and J. Boström, *J. Med. Chem.*, 2016, **59**, 4443.
- 3 D. C. Blakemore, L. Castro, I. Churcher, D. C. Rees, A. W. Thomas, D. M. Wilson and A. Wood, *Nat. Chem.*, 2018, **10**, 383.
- 4 H. S. Eleuterio, *J. Mol. Catal.*, 1991, **65**, 55.
- 5 K. Fischer, K. Jonas, P. Misbach, R. Stabba and G. Wilke, *Angew. Chem., Int. Ed. Engl.*, 1973, **12**, 943.
- 6 I. W. Davies, *Nature*, 2019, **570**, 175.
- 7 R. Macarron, M. N. Banks, D. Bojanic, D. J. Burns, D. A. Cirovic, T. Garyantes, D. V. S. Green, R. P. Hertzberg, W. P. Janzen, J. W. Paslay, U. Schopfer and G. S. Sittampalam, *Nat. Rev. Drug Discovery*, 2011, **10**, 188.
- 8 K. D. Collins, T. Gensch and F. Glorius, *Nat. Chem.*, 2014, **6**, 859.
- 9 A. McNally, C. K. Prier and D. W. C. MacMillan, *Science*, 2011, **334**, 1114.
- 10 D. W. Robbins and J. F. Hartwig, *Science*, 2011, **333**, 1423.
- 11 K. Troshin and J. F. Hartwig, *Science*, 2017, **357**, 175.
- 12 W. L. Williams, L. Zeng, T. Gensch, M. S. Sigman, A. G. Doyle and E. V. Anslyn, *ACS Cent. Sci.*, 2021, **7**, 1622.
- 13 J. N. Brønsted and K. Pedersen, *Phys. Chem.*, 1924, **108U**, 185.
- 14 A. F. Zahrt, S. V. Athavale and S. E. Denmark, *Chem. Rev.*, 2020, **120**, 1620.
- 15 A. Nandy, C. Duan, M. G. Taylor, F. Liu, A. H. Steeves and H. J. Kulik, *Chem. Rev.*, 2021, **121**, 9927.
- 16 C. J. Taylor, A. Pomberger, K. C. Felton, R. Grainger, M. Barecka, T. W. Chamberlain, R. A. Bourne, C. N. Johnson and A. A. Lapkin, *Chem. Rev.*, 2023, **123**, 3089.
- 17 K. N. Houk and F. Liu, *Acc. Chem. Res.*, 2017, **50**, 539.
- 18 W. J. Hehre, W. A. Lathan, R. Ditchfield, M. D. Newton and J. A. Pople, *Gaussian 70 Quantum Chemistry Program Exchange, Program*, 1970, No. 237.
- 19 W. Kohn, *Rev. Mod. Phys.*, 1999, **71**, 1253.
- 20 G. Sliwoski, S. Kothiwale, J. Meiler and E. W. Lowe, *Pharmacol. Rev.*, 2014, **66**, 334.
- 21 D. H. Ess, S. E. Wheeler, R. G. Iafe, L. Xu, N. Çelebi-Ölçüm and K. N. Houk, *Angew. Chem., Int. Ed.*, 2008, **47**, 7592.
- 22 S. Lee and J. M. Goodman, *Org. Biomol. Chem.*, 2021, **19**, 3940.
- 23 P. Bharadwaz, M. Maldonado-Domínguez and M. Srnc, *Chem. Sci.*, 2021, **12**, 12682.
- 24 J. E. Eksterowicz and K. N. Houk, *Chem. Rev.*, 1993, **93**, 2439.
- 25 K. B. Lipkowitz and M. A. Peterson, *Chem. Rev.*, 1993, **93**, 2463.
- 26 K. N. Houk and P. H.-Y. Cheong, *Nature*, 2008, **455**, 309.
- 27 Y.-H. Lam, M. N. Grayson, M. C. Holland, A. Simon and K. N. Houk, *Acc. Chem. Res.*, 2016, **49**, 750.



- 28 Q. Peng and R. S. Paton, *Acc. Chem. Res.*, 2016, **49**, 1042.
- 29 Q. Peng, F. Duarte and R. S. Paton, *Chem. Soc. Rev.*, 2016, **45**, 6093.
- 30 J. P. Reid and M. S. Sigman, *Nat. Rev. Chem*, 2018, **2**, 290.
- 31 K. Fukui, *Acc. Chem. Res.*, 1981, **14**, 363.
- 32 S. Maeda, Y. Harabuchi, Y. Ono, T. Taketsugu and K. Morokuma, *Int. J. Quantum Chem.*, 2015, **115**, 258.
- 33 H. B. Schlegel, *J. Comput. Chem.*, 2003, **24**, 1514.
- 34 H. B. Schlegel, *Wiley Interdiscip. Rev.: Comput. Mol. Sci.*, 2011, **1**, 790.
- 35 C. J. Cerjan and W. H. Miller, *J. Chem. Phys.*, 1981, **75**, 2800.
- 36 H. B. Schlegel, *J. Comput. Chem.*, 1982, **3**, 214.
- 37 A. Banerjee, N. Adams, J. Simons and R. Shepard, *J. Phys. Chem.*, 1985, **89**, 52.
- 38 P. Culot, G. Dive, V. H. Nguyen and J. M. Ghuysen, *Theor. Chim. Acta*, 1992, **82**, 189.
- 39 R. L. Jaffe, D. M. Hayes and K. Morokuma, *J. Chem. Phys.*, 1974, **60**, 5108.
- 40 J.-Q. Sun and K. Ruedenberg, *J. Chem. Phys.*, 1993, **98**, 9707.
- 41 Y. Abashkin and N. Russo, *J. Chem. Phys.*, 1994, **100**, 4477.
- 42 K. K. Irikura and R. D. Johnson, III., *J. Phys. Chem. A*, 2000, **104**, 2191.
- 43 K. Ohno and S. Maeda, *Chem. Phys. Lett.*, 2004, **384**, 277.
- 44 S. Maeda and K. Morokuma, *J. Chem. Phys.*, 2010, **132**, 241102.
- 45 R. Elber and M. A. Karplus, *Chem. Phys. Lett.*, 1987, **139**, 375.
- 46 C. Choi and R. Elber, *J. Chem. Phys.*, 1991, **94**, 751.
- 47 P. Y. Ayala and H. B. Schlegel, *J. Chem. Phys.*, 1997, **107**, 375.
- 48 G. Henkelman and H. Jónsson, *J. Chem. Phys.*, 2000, **113**, 9978.
- 49 W. E. W. Ren and E. Vanden-Eijnden, *Phys. Rev. B*, 2002, **66**, 052301.
- 50 B. Peters, A. Heyden, A. T. Bell and A. Chakraborty, *J. Chem. Phys.*, 2004, **120**, 7877.
- 51 A. Behn, P. M. Zimmerman, A. T. Bell and M. Head-Gordon, *J. Chem. Phys.*, 2011, **135**, 224108.
- 52 A. L. Dewyer, A. J. Argüelles and P. M. Zimmerman, *Wiley Interdiscip. Rev.: Comput. Mol. Sci.*, 2018, **8**, e1354.
- 53 G. N. Simm, A. C. Vaucher and M. Reiher, *J. Phys. Chem. A*, 2019, **123**, 385.
- 54 C. A. Grambow, A. Jamal, Y.-P. Li, W. H. Green, J. Zádor and Y. V. Suleimanov, *J. Am. Chem. Soc.*, 2018, **140**, 1035.
- 55 S. Maeda and Y. Harabuchi, *J. Chem. Theory Comput.*, 2019, **15**, 2111.
- 56 K. Rudolf, D. C. Spellmeyer and K. N. Houk, *J. Org. Chem.*, 1987, **52**, 3708.
- 57 W. Kirmse, N. G. Rondan and K. N. Houk, *J. Am. Chem. Soc.*, 1984, **106**, 7989.
- 58 N. G. Rondan and K. N. Houk, *J. Am. Chem. Soc.*, 1985, **107**, 2099.
- 59 M. Murakami, T. Miyamoto and Y. Ito, *Angew. Chem., Int. Ed.*, 2001, **40**, 189.
- 60 P. S. Lee, X. Zhang and K. N. Houk, *J. Am. Chem. Soc.*, 2003, **125**, 5072.
- 61 M. Murakami, M. Hasegawa and H. Igawa, *J. Org. Chem.*, 2004, **69**, 587.
- 62 K. Aikawa, N. Shimizu, K. Honda, Y. Hioki and K. Mikami, *Chem. Sci.*, 2014, **5**, 410.
- 63 K. Honda, S. A. Lopez, K. N. Houk and K. Mikami, *J. Org. Chem.*, 2015, **80**, 11768.
- 64 S. Mitsumori, H. Zhang, P. H.-Y. Cheong, K. N. Houk, F. Tanaka and C. F. Barbas, III, *J. Am. Chem. Soc.*, 2006, **128**, 1040.
- 65 P. H.-Y. Cheong, C. Y. Legault, J. M. Um, N. Çelebi-Ölçüm and K. N. Houk, *Chem. Rev.*, 2011, **111**, 5042.
- 66 S. Mukherjee, J. W. Yang, S. Hoffmann and B. List, *Chem. Rev.*, 2007, **107**, 5471.
- 67 A. D. G. Yamagata, S. Datta, K. E. Jackson, L. Stegbauer, R. S. Paton and D. J. Dixon, *Angew. Chem., Int. Ed.*, 2015, **54**, 4899.
- 68 A. G. Doyle and E. N. Jacobsen, *Chem. Rev.*, 2007, **12**, 5713.
- 69 T. Parvin, R. Yadav and L. H. Choudhury, *Org. Biomol. Chem.*, 2020, **18**, 5513.
- 70 R. Noyori, *Angew. Chem., Int. Ed.*, 2002, **41**, 2008.
- 71 T. Sperger, I. A. Sanhueza, I. Kalvet and F. Schoenebeck, *Chem. Rev.*, 2015, **115**, 9532.
- 72 S. Santoro, M. Kalek, G. Huang and F. Himo, *Acc. Chem. Res.*, 2016, **49**, 1006.
- 73 T. Sperger, I. A. Sanhueza and F. Schoenebeck, *Acc. Chem. Res.*, 2016, **49**, 1311.
- 74 K. D. Vogiatzis, M. V. Polynski, J. K. Kirkland, J. Townsend, A. Hashemi, C. Liu and E. A. Pidko, *Chem. Rev.*, 2019, **119**, 2453.
- 75 E. Lyngvi, I. A. Sanhueza and F. Schoenebeck, *Organometallics*, 2015, **34**, 805.
- 76 M. C. Nielsen, K. J. Bonney and F. Schoenebeck, *Angew. Chem., Int. Ed.*, 2014, **53**, 5903.
- 77 D. A. Culkun and J. F. Hartwig, *Organometallics*, 2004, **23**, 3398.
- 78 V. V. Grushin and W. J. Marshall, *J. Am. Chem. Soc.*, 2006, **128**, 4632.
- 79 V. V. Grushin and W. J. Marshall, *J. Am. Chem. Soc.*, 2006, **128**, 12644.
- 80 P. C. J. Kamer, P. W. N. M. Van Leeuwen and J. N. H. Reek, *Acc. Chem. Res.*, 2001, **34**, 895.
- 81 P. Anstaett and F. Schoenebeck, *Chem. - Eur. J.*, 2011, **17**, 12340.
- 82 J. F. Hartwig, *Inorg. Chem.*, 2007, **46**, 1936.
- 83 P. E. Garrou, *Chem. Rev.*, 1985, **85**, 171.
- 84 P. W. N. M. van Leeuwen, *Appl. Catal., A*, 2001, **212**, 61.
- 85 R. H. Crabtree, *J. Organomet. Chem.*, 2014, **751**, 174.
- 86 S.-T. Kim, M. J. Strauss, A. Cabré and S. L. Buchwald, *J. Am. Chem. Soc.*, 2023, **145**, 6966.
- 87 G. O. Jones, P. Liu, K. N. Houk and S. L. Buchwald, *J. Am. Chem. Soc.*, 2010, **132**, 6205.
- 88 H.-Z. Yu, Y.-Y. Jiang, Y. Fu and L. Liu, *J. Am. Chem. Soc.*, 2010, **132**, 18078.
- 89 R. Giri, A. Brusoe, K. Troshin, J. Y. Wang, M. Font and J. F. Hartwig, *J. Am. Chem. Soc.*, 2018, **140**, 793.
- 90 S. Kozuch and S. Shaik, *Acc. Chem. Res.*, 2011, **44**, 101.
- 91 E. J. Corey and W. T. Wipke, Computer-Assisted Design of Complex Organic Syntheses, *Science*, 1969, **166**, 178.



- 92 T. Klucznik, B. Mikulak-Klucznik, M. P. McCormack, H. Lima, S. Szymkuć, M. Bhowmick, K. Molga, Y. Zhou, L. Rickershauser, E. P. Gajewska, A. Toutchkine, P. Dittwald, M. P. Startek, G. J. Kirkovits, R. Roszak, A. Adamski, B. Sieredzinska, M. Mrksich, S. L. J. Trice and B. A. Grzybowski, *Chem*, 2018, **4**, 522.
- 93 C. W. Coley, D. A. Thomas, J. A. M. Lummiss, J. N. Jaworski, C. P. Breen, V. Schultz, T. Hart, J. S. Fishman, L. Rogers, H. Gao, R. W. Hicklin, P. P. Plehiers, J. Byington, J. S. Piotti, W. H. Green, A. J. Hart, T. F. Jamison and K. F. Jensen, *Science*, 2019, **365**, eaax1566.
- 94 Y. Lin, Z. Zhang, B. Mahjour, D. Wang, R. Zhang, E. Shim, A. McGrath, Y. Shen, N. Brugger, R. Turnbull, S. Trice, S. Jasty and T. Cernak, *Nat. Commun.*, 2021, **12**, 7327.
- 95 B. Mikulak-Klucznik, P. Gołębiowska, A. A. Bayly, O. Popik, T. Klucznik, S. Szymkuć, E. P. Gajewska, P. Dittwald, O. Staszewska-Krajewska, W. Beker, T. Badowski, K. A. Scheidt, K. Molga, J. Mlynarski, M. Mrksich and B. A. Grzybowski, *Nature*, 2020, **588**, 83.
- 96 A. Wołos, D. Koszelewski, R. Roszak, S. Szymkuć, M. Moskal, R. Ostaszewski, B. T. Herrera, J. M. Maier, G. Brezicki, J. Samuel, J. A. M. Lummiss, D. T. McQuade, L. Rogers and B. A. Grzybowski, *Nature*, 2022, **604**, 668.
- 97 Y. Lin, R. Zhang, D. Wang and T. Cernak, *Science*, 2023, **379**, 453.
- 98 P. Zhang, J. Eun, M. Elkin, Y. Zhao, R. L. Cantrell and T. R. Newhouse, *Nat. Synth.*, 2023, **2**, 527.
- 99 M. Elkin and T. R. Newhouse, *Chem. Soc. Rev.*, 2018, **47**, 7830.
- 100 D. J. Tao, Y. Slutskyy, M. Muuronen, A. Le, P. Kohler and L. E. Overman, *J. Am. Chem. Soc.*, 2018, **140**, 3091.
- 101 D. J. Tao, Y. Slutskyy and L. E. Overman, *J. Am. Chem. Soc.*, 2016, **138**, 2186.
- 102 D. E. Kim, J. E. Zweig and T. R. Newhouse, *J. Am. Chem. Soc.*, 2019, **141**, 1479.
- 103 L. Li, Z. Chen, X. Zhang and Y. Jia, *Chem. Rev.*, 2018, **118**, 3752.
- 104 V. M. Ingman, A. J. Schaefer, L. R. Andreola and S. E. Wheeler, *Wiley Interdiscip. Rev.: Comput. Mol. Sci.*, 2021, **11**, e1510.
- 105 T. A. Young, J. J. Silcock, A. J. Sterling and F. Duarte, *Angew. Chem., Int. Ed.*, 2021, **60**, 4266.
- 106 R. J. Shannon, E. Martínez-Núñez, D. V. Shalashilin and D. R. Glowacki, *J. Chem. Theory Comput.*, 2021, **17**, 4901.
- 107 Q. Zhao and B. M. Savoie, *Nat. Comput. Sci.*, 2021, **1**, 479.
- 108 E. Martínez-Núñez, G. L. Barnes, D. R. Glowacki, S. Kopeck, D. Peláez, A. Rodríguez, R. Rodríguez-Fernández, R. J. Shannon, J. J. P. Stewart, P. G. Tahoces and S. A. Vazquez, *J. Comput. Chem.*, 2021, **42**, 2036.
- 109 X. Chen, M. Liu and J. Gao, *J. Chem. Theory Comput.*, 2022, **18**, 1297.
- 110 L. Krep, I. S. Roy, W. Kopp, F. Schmalz, C. Huang and K. Leonhard, *J. Chem. Inf. Model.*, 2022, **62**, 890.
- 111 J. P. Unsleber, S. A. Grimmel and M. Reiher, *J. Chem. Theory Comput.*, 2022, **18**, 5393.
- 112 S. Maeda, K. Ohno and K. Morokuma, *Phys. Chem. Chem. Phys.*, 2013, **15**, 3683.
- 113 W. M. C. Sameera, S. Maeda and K. Morokuma, *Acc. Chem. Res.*, 2016, **49**, 763.
- 114 S. Maeda, Y. Harabuchi, M. Takagi, K. Saita, K. Suzuki, T. Ichino, Y. Sumiya, K. Sugiyama and Y. Ono, *J. Comput. Chem.*, 2018, **39**, 233.
- 115 S. Maeda, Y. Harabuchi, T. Hasegawa, K. Suzuki and T. Mita, *AsiaChem*, 2021, vol. 2, p. 56.
- 116 S. Maeda and Y. Harabuchi, *Wiley Interdiscip. Rev.: Comput. Mol. Sci.*, 2021, **11**, e1538.
- 117 S. Maeda, Y. Harabuchi, H. Hayashi and T. Mita, *Annu. Rev. Phys. Chem.*, 2023, **74**, 287.
- 118 Y. Sumiya and S. Maeda, *Chem. Lett.*, 2020, **49**, 553.
- 119 Y. Sumiya, Y. Harabuchi, Y. Nagata and S. Maeda, *JACS Au*, 2022, **2**, 1181.
- 120 S. Maeda, S. Komagawa, M. Uchiyama and K. Morokuma, *Angew. Chem., Int. Ed.*, 2011, **50**, 644.
- 121 W. Kanna, Y. Harabuchi, H. Takano, H. Hayashi, S. Maeda and T. Mita, *Chem. - Asian J.*, 2021, **16**, 4072.
- 122 H. Takano, Y. You, H. Hayashi, Y. Harabuchi, S. Maeda and T. Mita, *ACS Omega*, 2021, **6**, 33846.
- 123 Y. Kamei, Y. Seino, Y. Yamaguchi, T. Yoshino, S. Maeda, M. Kojima and S. Matsunaga, *Nat. Commun.*, 2021, **12**, 966.
- 124 Y. You, W. Kanna, H. Takano, H. Hayashi, S. Maeda and T. Mita, *J. Am. Chem. Soc.*, 2022, **144**, 3685.
- 125 W. Matsuoka, Y. Harabuchi and S. Maeda, *ACS Catal.*, 2022, **12**, 3752.
- 126 H. Takano, H. Katsuyama, H. Hayashi, W. Kanna, Y. Harabuchi, S. Maeda and T. Mita, *Nat. Commun.*, 2022, **13**, 7034.
- 127 T. Mita, H. Takano, H. Hayashi, W. Kanna, Y. Harabuchi, K. N. Houk and S. Maeda, *J. Am. Chem. Soc.*, 2022, **144**, 22985.
- 128 S. R. Mangaonkar, H. Hayashi, H. Takano, W. Kanna, S. Maeda and T. Mita, *ACS Catal.*, 2023, **13**, 2482.
- 129 Y. Harabuchi, H. Hayashi, H. Takano, T. Mita and S. Maeda, *Angew. Chem., Int. Ed.*, 2023, **62**, 202211936.
- 130 W. Matsuoka, Y. Harabuchi, Y. Nagata and S. Maeda, *Org. Biomol. Chem.*, 2023, **21**, 3132.
- 131 T. Mita, Y. Harabuchi and S. Maeda, *Chem. Sci.*, 2020, **11**, 7569.
- 132 H. Hayashi, H. Takano, H. Katsuyama, Y. Harabuchi, S. Maeda and T. Mita, *Chem. - Eur. J.*, 2021, **27**, 10040.
- 133 H. Hayashi, H. Katsuyama, H. Takano, Y. Harabuchi, S. Maeda and T. Mita, *Nat. Synth.*, 2022, **1**, 804.
- 134 S. Boobier, D. R. J. Hose, A. J. Blacker and B. N. Ngun, *Nat. Commun.*, 2020, **11**, 5753.
- 135 R. B. Woodward and R. Hoffmann, *Angew. Chem., Int. Ed.*, 1969, **8**, 781.

