



 Cite this: *RSC Adv.*, 2019, 9, 3884

Cycloaddition of atmospheric CO₂ to epoxides under solvent-free conditions: a straightforward route to carbonates by green chemistry metrics

 Aazam Monfared,^a Robab Mohammadi,^a Akram Hosseinian,^b  Shahriar Sarhandi^a and Parvaneh Delir Kheirollahi Nezhad^{*a}

The conversion of carbon dioxide (CO₂) into value-added organic compounds has received more and more attention over recent years, not only because this gas is one of the major anthropogenic greenhouse gases, but also because it has been regarded as an abundant, inexpensive, nontoxic, nonflammable, and renewable one-carbon (C1) resource. Along these lines, the synthesis of five-membered cyclic carbonates employing CO₂ as a safe alternative to toxic reagents such as phosgene or its derivatives is of great interest because of their wide range of applications in organic synthesis. However, most of CO₂ incorporation reactions into carbonates are carried out in toxic and non-recyclable organic solvents. Furthermore, these transformations usually proceed at elevated pressures or supercritical CO₂ conditions. Recently, several catalytic systems have been developed that allow the synthesis of functionalized carbonates from the reaction of atmospheric CO₂ with corresponding epoxides under solvent-free conditions. This review is an attempt to summarize the most important advances and discoveries in this interesting research arena. The review is divided into three major sections. The first section will discuss ionic liquid catalyzed coupling reactions. The second will cover organocatalyzed reactions. The third focuses exclusively on metal-catalyzed fixations. Notably, the third section has been classified based on the metal element that carries out the catalysis (*i.e.* copper, palladium, zinc).

 Received 13th December 2018
Accepted 13th January 2019

DOI: 10.1039/c8ra10233c

rsc.li/rsc-advances
^aDepartment of Chemistry, Payame Noor University, 19395-4697 Tehran, Iran. E-mail: parvanehdalir@yahoo.com
^bSchool of Engineering Science, College of Engineering, University of Tehran, P. O. Box 11365-4563, Tehran, Iran

1. Introduction

The utilization of carbon dioxide as a one-carbon (C1) feedstock in organic synthesis has attracted ever-increasing attention since it may provide access to a variety of value-added chemicals



Aazam Monfared was born in Tehran, Iran, in 1965. She received her B.S. degree in Pure Chemistry from University of Shahid Beheshti, Tehran, Iran, and her M.S. degree in Organic chemistry from Shahid Beheshti University, Tehran, Iran, in 1991 under the supervision of Prof. A. Rustaiyan. She received her PhD degree in 1999 under the supervision of Prof. A. Rustaiyan in Shahid Beheshti

University, Tehran, Iran. Now, she is working at Payame Noor University of Tehran as Associate Professor. Her research interests include organic synthesis, phytochemistry, drug synthesis, nano chemistry, methodologies and theoretical chemistry.



Robab Mohammadi was born in Tabriz, Iran, in 1979. She received her B.S. degree in Pure Chemistry from University of Tabriz, Iran, and her M.S. degree in applied chemistry from Islamic Azad University, Tabriz Branch, Tabriz, Iran, in 2008 under the supervision of Dr L. Edjlali. She received her PhD degree in 2012 under the supervision of Prof. M. Rabani and Prof. B. Massoumi from Islamic

Azad University, Tehran Shomal Branch, Tehran, Iran. Now she is working at Payame Noor University of Tabriz as Associate Professor. Her research interests include nano materials synthesis and new methodologies in material synthesis.



(e.g. alcohols, carboxylic acids, esters, aldehydes, amides, urethanes, ureas, and carbamates) from a non-toxic, nonflammable, economical, abundant, renewable and environmental friendly resource.^{1–10} Among various carbon dioxide fixation reactions, cycloaddition of epoxides with CO₂ to five-membered cyclic carbonates represents one of the most attractive, straightforward and green protocols.^{11–15} Needless to say that five-membered cyclic carbonate (1,3-dioxolan-2-one) is one of the most important O-heterocycles having increasing importance in medicinal chemistry^{16–18} and organic synthesis.^{19–21} The 1,3-dioxolan-2-one skeleton is also widely found in natural products (Scheme 1).²²

For the synthesis of cyclic carbonates from epoxides and CO₂, organic solvents were usually necessary.²³ The pollution risk of such solvents prompted researchers to look for solvent-free processes.^{24–28} However, solvent-free fixation of CO₂ to carbonate often proceeds at high pressure or supercritical CO₂

conditions^{29,30} and direct use of atmospheric CO₂ in this environmentally benign process is of great interest, yet challenging.

In the last few years, numerous catalytic systems have been developed that could effectively catalyze the cycloaddition of epoxides with atmospheric CO₂ under solvent-free conditions. Since a number of developments in this interesting and explosively growing research arena have occurred from 2013 to present, a comprehensive review on this hot research topic seems to be timely. In continuation of our recent reviews on the CO₂ fixation reactions³¹ and heterocycles synthesis,³² herein, we will highlight the most important developments on the synthesis of five membered cyclic carbonates through the reaction of corresponding epoxides with atmospheric CO₂ under neat conditions (Fig. 1). The review is divided into three major sections. The first section will discuss ionic liquid catalyzed coupling reactions. The second will cover organocatalyzed reactions. The third focuses exclusively on metal-catalyzed fixations. Notably, the third section has been classified based on the metal element that carries out the catalysis (*i.e.* Cu, Pd, Al, Zn).



Akram Hosseinian was born in Ahar, Iran, in 1973. She received her B.S. degree in Pure Chemistry from University of Tehran, Iran, and her M.S. degree in inorganic chemistry from Tarbiat Modares University, Tehran, Iran, in 2000 under the supervision of Prof. A. R. Mahjoub. She completed her PhD degree in 2007 under the supervision of Prof. A. R. Mahjoub. Now she is working at University of Tehran as Associate

Professor. Her research interests include inorganic and organic synthesis, new methodologies in nano material synthesis.

2. Ionic liquid catalyzed reactions

Ionic liquids are low melting point salts (poorly coordinated cationic and anionic components in the liquid state) that have emerged as an environmentally friendly alternative to the volatile organic solvents. Though primarily used as green reaction media, they are now finding ever-increasing applications as catalysts for a wide variety of chemical reactions.³³ Recently, a large number of ionic liquids as solvents/catalysts have been applied in the synthesis of useful organic compounds *via* CO₂ fixation reactions.³⁴

In 2016, Saptal and Bhanage presented an efficient chemical fixation of atmospheric CO₂ to epoxides **4** under solvent-free conditions employing bifunctional ionic liquid derived from



Shahriar Sarhandi was born in Langarud, Iran, in 1975. He received his B.S. degree in applied chemistry from University of Guilan, Rasht, Iran, and his M.S. degree in organic chemistry from University of Guilan, Rasht, Iran, in 2002 under the supervision of Prof. M. Mamaghani and associate Prof. M. Yazdanbakhsh. He received his PhD degree in organic chemistry under the

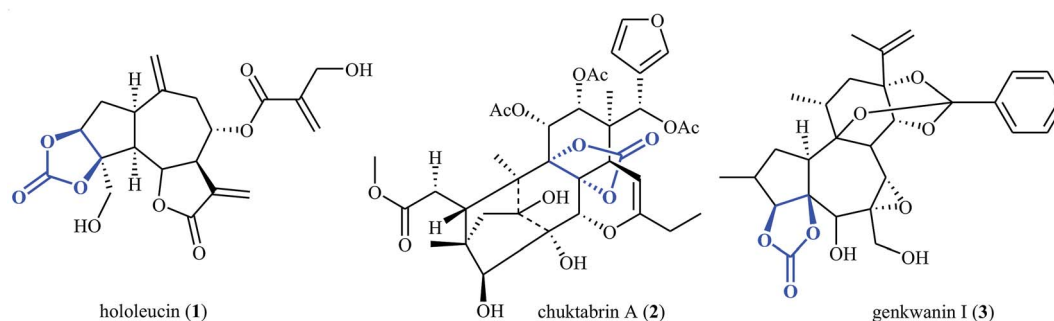
supervision of Prof. E. Vessally and assistant Prof. L. Zare Fekri from Payame Noor University, Zanjan, Iran. Now, He is working in department of chemistry supervision at Guilan combined cycle power plant. His research interests include organic synthesis, drug synthesis, ionic liquid synthesis, green chemistry, methodologies and theoretical chemistry.



Parvaneh Delir Kheirollahi Nezhad was born in Tabriz, Iran, in 1975. She received her B.S degree in applied chemistry from university of Tabriz, Tabriz, Iran, in 1998 and her M.S degree inorganic chemistry from Tarbiat Moallem university of Tehran, Iran, in 2003, under supervision of Dr H. Aghabozorg. She received PhD degree in 2015 under the supervision of Dr K. Nejati and Prof H. Keypour in

of Payame Noor University of Mashhad. Her research interests include inorganic chemistry, nanochemistry and theoretical inorganic chemistry.





Scheme 1 Selected examples of natural products containing cyclic carbonate core.

choline and histidine [Ch][His] as a sustainable catalyst.³⁵ The reactions were carried out in the presence of TBAI (tetra-*n*-butylammonium iodide) as a co-catalyst at 70 °C and provided the corresponding cyclic carbonates **5** in high yields (Scheme 2). It was observed that the catalyst could be freely recycled and reused for the same reaction at least five times without tangible loss in its catalytic activity and yield. It should be mentioned that other amino-acid-based ionic liquids such as [Ch][Gly], [Ch][Trp], [Ch][Ala], [Ch][Pro], [Ch][Ser], [Ch][Tyr], [Ch][Val], and [Ch][4-OH-Pro] were also found to promote the reaction; however, in lower yields. According to the author proposed mechanism, the presence of OH group of choline and the NH₂ group of the amino acids in the ionic liquids has a synergistic effect on the activation of the epoxide and CO₂ towards the cycloaddition reactions. The hydroxyl functional group acts as a hydrogen bond donor catalyst and activates the epoxide ring, whereas the presence of the amine functional group of the amino acid activates the CO₂ molecules (Scheme 3). It is noted that the above-mentioned ionic liquids were also successfully applied as efficient catalysts for the cyclization of a series of 2-aminobenzonitriles with CO₂ (2 MPa) under solvent-free conditions; the expected quinazoline-2,4(1*H*,3*H*)-diones were produced in moderate to good yields.

In the same year, Meng and Ma along with their co-workers prepared vinyl-functionalized quaternary phosphonium cation-based porous ionic polymers (PIP-Me-I, PIP-Et-Br, and PIP-Bn-

Cl) *via* a free-radical solvothermal polymerization reaction.³⁶ Due to their high surface areas (402, 625, and 758 m² g⁻¹, respectively), these polymers exhibited excellent CO₂ capacity with a CO₂ uptake of 6.1 wt% (1.4 mmol g⁻¹), 6.5 wt% (1.5 mmol g⁻¹), and 6.7 wt% (1.5 mmol g⁻¹) at ambient conditions, respectively. The authors selected PIP-Bn-Cl as a representative catalyst and investigated the catalytic activity of this catalyst for cycloaddition of various epoxides **6** with atmospheric CO₂ under solvent-free conditions. The reaction proceeded with no need to any additive and co-catalyst and afforded the desired cyclic carbonates **7** in excellent yields (Scheme 4). Moreover, the catalyst was reusable and could be applied for ten consecutive reaction runs without negligible loss of activity.

Inspired by these works, the group of Zhang developed of 4-(dimethylamino)pyridine hydrobromide ([DMAPH]Br) as a highly efficient and recyclable ionic liquid catalyst for the synthesis of cyclic carbonates **9** from atmospheric CO₂ and terminal epoxides **8** under solvent-free conditions (Scheme 5).³⁷ However, internal epoxides did not work well under this reaction conditions. It is noteworthy that using a mixture of CO₂ (15%) and N₂ (85%) to mimic flue gas in industry, this ionic liquid catalyst was also able to convert styrene oxide into the corresponding carbonate with excellent conversion (92%) and selectivity (99%).

Subsequently, Zhou and Wang along with their co-workers synthesized a novel vicinal dual hydroxyls tethered

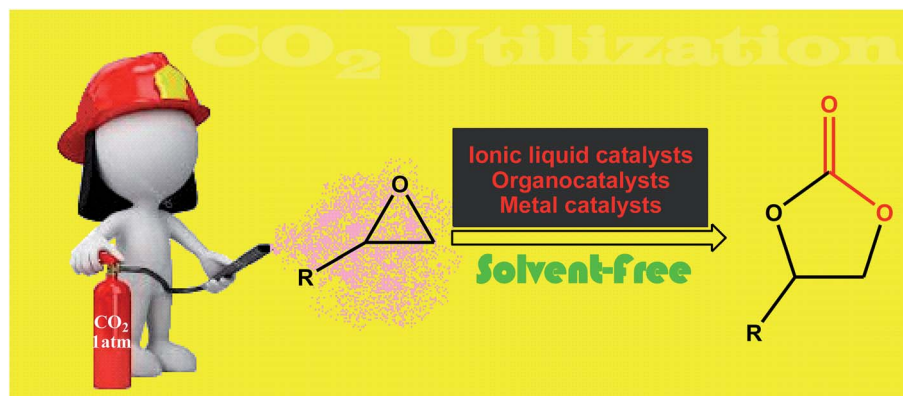
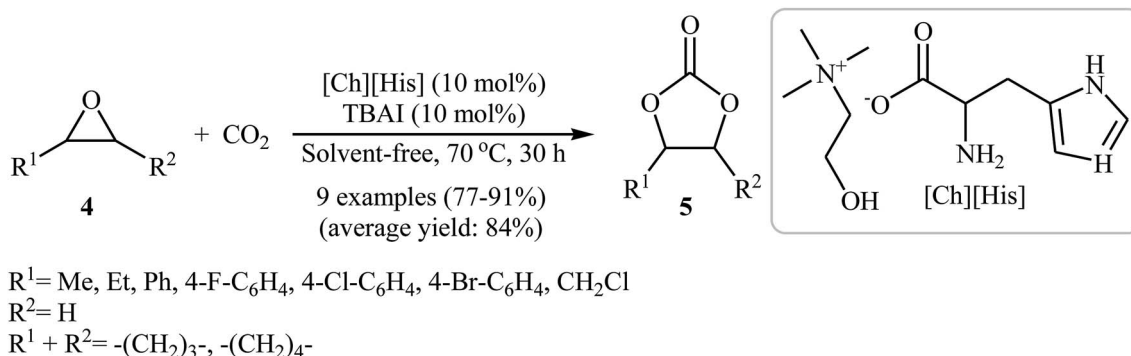


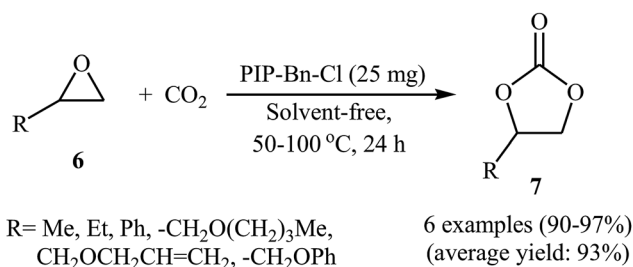
Fig. 1 Solvent-free fixation of atmospheric CO₂ into cyclic carbonates.



Scheme 2 [Ch][His]-catalyzed synthesis of carbonates 5 from epoxides 4 under atmospheric pressure of CO₂.

mesoporous poly-ionic liquid [PGDBr-5-2OH] *via* free radical polymerization of divinylbenzene and an epoxy-containing imidazolium ionic liquid (glycidyl-3-vinylimidazolium bromide) followed by epoxide ring-opening in hot water.³⁸ The catalyst was successfully used for the cycloaddition of atmospheric CO₂ to epoxides **10** in the presence of TBAI as co-catalyst under solvent-free conditions. The authors studied the effects of reaction variables such as reaction time and temperature. It was found that performing the reaction at room temperature for 18–120 h resulted in the best yields (Scheme 6). Just like previous works, this protocol for fixation of CO₂ (1 atm) to internal epoxides was considerably less efficient. Based on the DFT calculations, it was found that the vicinal diol moiety in ionic liquid acts as an organocatalytic hydrogen bond donor, whereas, the bromide anion, acts as the nucleophile for the ring-opening of the epoxide.

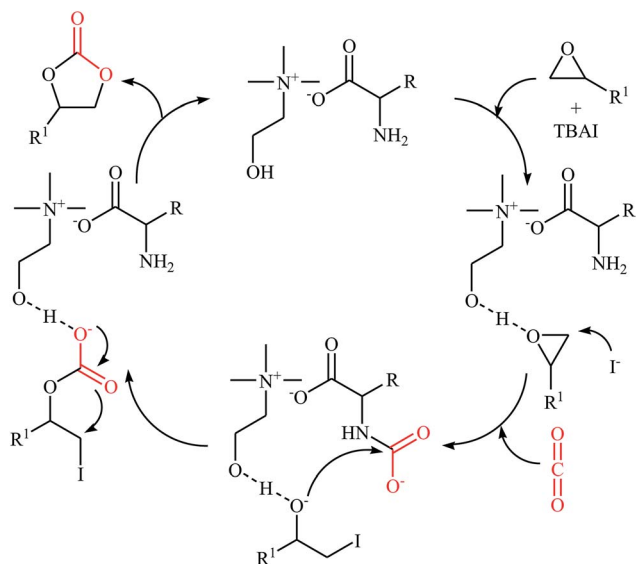
Very recently, Li's research team designed and synthesized a series of novel sponge-like crosslinked quaternary ammonium-based mesoporous poly ionic liquids (PDBA-BF₄-SCD, PDBA-PF₆-SCD, PDBM-Cl-SCD) through free-radical

Scheme 4 (PIP-Bn-Cl)-catalyzed fixation of atmospheric CO₂ onto epoxides 6 under solvent-free conditions.

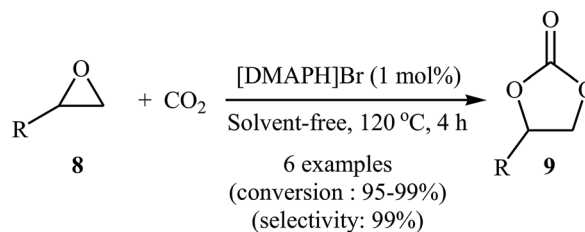
polymerization of corresponding dicationic monomers with different anions including BF₄⁻, PF₆⁻ and Cl⁻ (Scheme 7) and subsequent SCD to form sponge-like polymers.³⁹ The obtained poly ionic liquids were used as catalysts for cycloaddition of atmospheric CO₂ to epichlorohydrin under solvent-free conditions. The results proved that PDBA-Cl-SCD exhibited better catalytic performance compared to PDBA-BF₄-SCD and PDBA-PF₆-SCD. Various terminal epoxides **12** bearing with both alkyl and aryl substituents are well tolerated with this protocol, giving the desired carbonates **13** in almost quantitative yields (Scheme 8). Moreover, the catalyst was reusable and could catalyze at least five reaction cycles similar to the fresh catalyst.

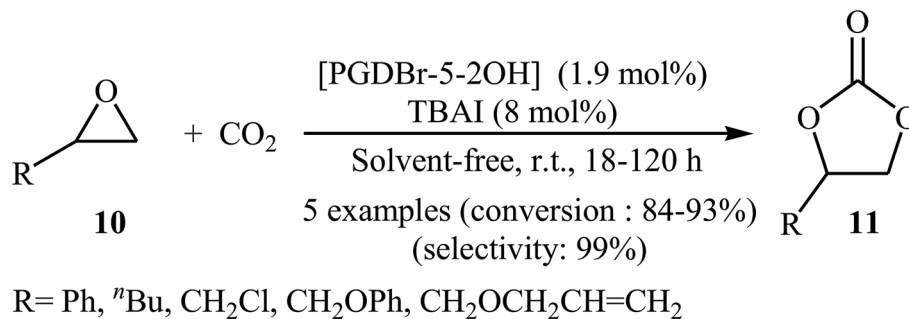
3. Organocatalyzed reactions

Over the past few decades, organic catalysts has attracted considerable attention from both academia and industry, and



Scheme 3 Plausible mechanism for the reaction in Scheme 2.

Scheme 5 Synthesis of carbonates 9 from the [DMAPH]Br-catalyzed reaction of epoxides 8 with CO₂.



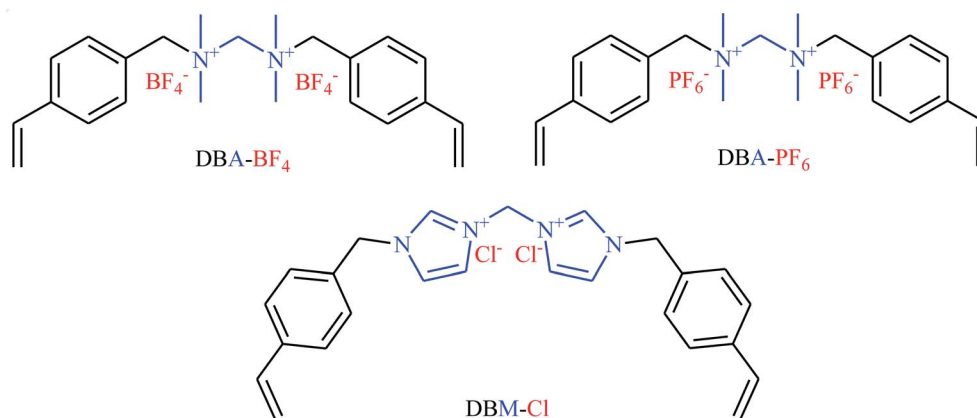
Scheme 6 Fixation of atmospheric CO_2 with epoxides **10** by using [PGDBr-5-2OH] as an organocatalyst.

emerged as one of the hot topics in advanced organic chemistry. These catalysts are typically robust, affordable, readily available, non-toxic, and inert towards air and, and thus are easy to handle.⁴⁰ In 2013, Dufaud and co-workers demonstrated for the first time the usefulness of organocatalysts for the cycloaddition of epoxides with atmospheric CO_2 under solvent-free conditions.⁴¹ They showed that azaphosphatranes **14** (0.1 mol%) could effectively catalyze the coupling of epoxides and CO_2 (1 atm) at 80 °C. Azaphosphatranes can be considered structurally tunable hydrogen-bonding organocatalysts, and as such their catalytic activity can be modulated by changing the substituents attached to the peripheral *N*-atoms (Scheme 9). The catalysts bearing bulkier substituents (*e.g.*, 4-methoxybenzyl and neo-pentyl) exhibited relatively higher stability than those bearing small substituents (*e.g.*, Me), and the azaphosphatrane bearing 4-methoxybenzyl groups showed the highest catalytic activity which achieved a turnover number of >1000 after 4 days for the conversion of epichlorohydrin.

With the objective of designing a greener procedure to five membered cyclic carbonates through cycloaddition of epoxides with CO_2 , the group of Hirose was able to demonstrate that a range of mono-substituted carbonates **16** could be obtained in high to excellent yields from the reaction of corresponding terminal epoxides **15** with CO_2 (1 atm) at room temperature under solvent-free conditions employing 2-pyridinemethanol as a cost-effective organocatalyst and TBAI as a co-catalyst (Scheme 10).⁴² However, because of the higher steric hindrance of the

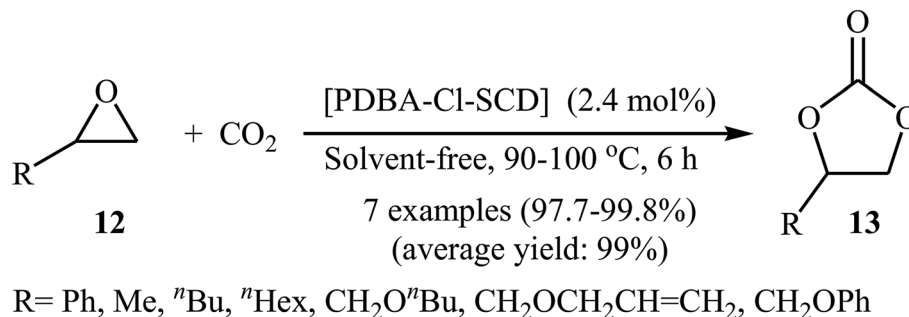
internal epoxides than terminal epoxides, preparation of the corresponding di-substituted carbonates using this method resulted in poor to moderate yields of desired products. Noteworthy, this inexpensive catalytic system was also successfully applied in the coupling reaction of CO_2 and enantiomerically pure epoxides. Moreover, the catalyst was also reusable and could be recovered and reused with negligible loss of the activity. Based on the ^1H NMR characterization of the reaction mixture, the authors found that the hydroxyl functional group of 2-pyridinemethanol acts as a hydrogen bond donor catalyst and activates the epoxide ring (Fig. 2). Subsequently, the same authors further improved the efficiency of their protocol by replacing 2-pyridinemethanol with 3-hydroxypyridine.⁴³

In 2016, Bhanage's research team developed novel amine-functionalized graphene oxide composite by simple heating (80 °C) of graphene oxide with 3-aminopropyltrimethoxysilane (APTMS) in ethanol.⁴⁴ The authors characterized the synthesized AP-GO by using various analyses such as TEM, SEM, XPS, EDS, XRD, and FTIR. The catalyst has a relatively high surface area of $16.47 \pm 0.08 \text{ m}^2 \text{ g}^{-1}$ and a two dimensional structure as shown from the TEM and SEM images. The catalytic utility of the hybrid system was investigated for the coupling reaction of atmospheric CO_2 and epoxides **17** under neat conditions at 100 °C. The results established excellent catalytic activity of the AP-GO (Scheme 11) which was reusable and could be recovered and reused for seven runs with negligible loss of performance. The protocol is noteworthy in that both terminal and internal

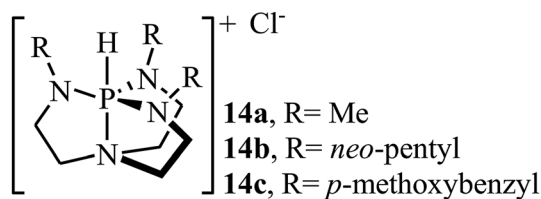


Scheme 7 Chemical structures of DBA- BF_4 , DBA- PF_6 , and DBM-Cl.





Scheme 8 Synthesis of carbonates **13** from epoxides **12** and atmospheric CO_2 under neat conditions developed by Li.



Scheme 9 Chemical structure of azaphosphatranes **14**.

epoxides were well tolerated. Shortly afterwards, the D'Elia laboratory discovered that ascorbic acid could effectively catalyze the conversion of CO_2 into cyclic carbonates under ambient and neat conditions with high to excellent yields (64–97% for 10 examples).⁴⁵

Along this line, very recently, Liu and his team explored the application of seven multi-functional organocatalysts **19a–g** in cycloaddition of epoxides with CO_2 under neat conditions (Fig. 3).⁴⁶ The results indicated that the catalyst **19e** containing phenolic hydroxyl group was catalytically more active than other catalysts. Thus, in the presence of 4 mol% of organocatalyst **19e** under ambient conditions a range of substituted epoxides **20** underwent coupling with CO_2 provided the corresponding carbonates **21** in good to excellent yields (Scheme 12). Unfortunately, the reusability of the catalyst did not examined in this study.

4. Metal catalyzed reactions

In this section, we describe the current literature on metal and/or metal organic frameworks catalyzed coupling reactions between atmospheric CO_2 and epoxides under neat conditions.

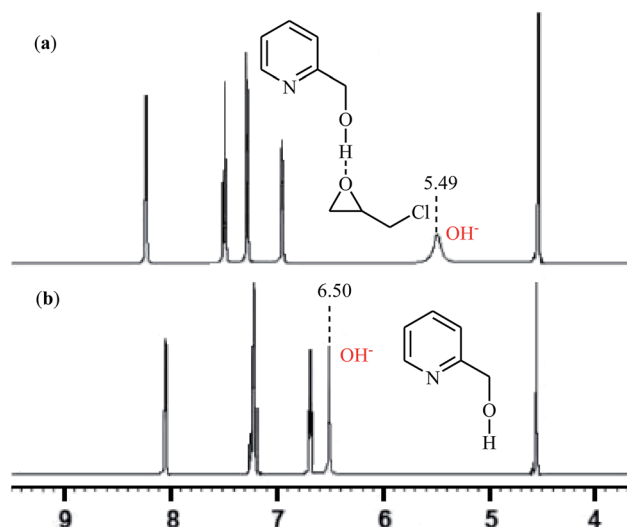
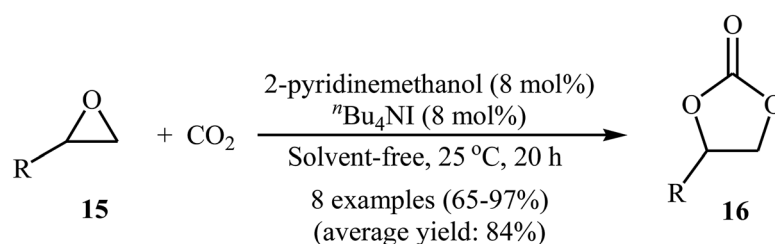


Fig. 2 ^1H NMR spectra of: (a) mixture of 2-pyridinemethanol and epichlorohydrin (ratio = 1 : 2); (b) 2-pyridinemethanol at 298 K in CDCl_3 .

In the present section, has been classified based on the metal element that carries out the catalysis (e.g. Cu, Ag, Al, Zn, Pd, Co, Cd, Bi, Mo, Sm, Zr).

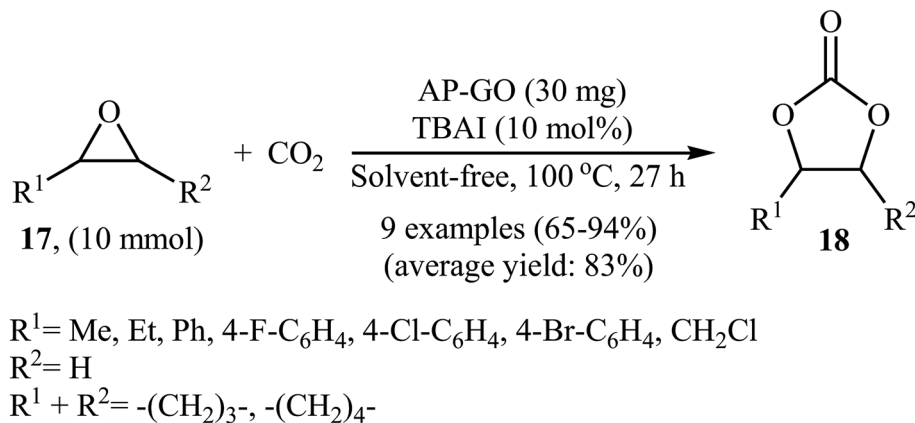
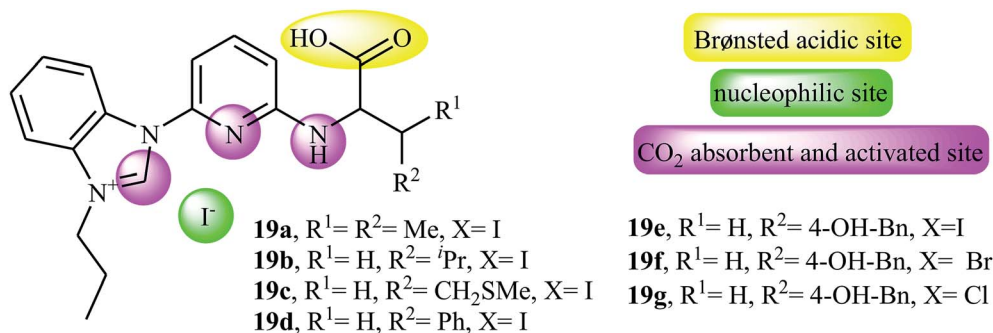
4.1. Copper

In 2015, Zou *et al.* designed copper-containing coordination polymer $((\text{CuL})_n$, $\text{L} = (Z)$ -2-(5-chlorin-2-hydroxy benzylideneamino) acetic acid, namely BIT-C) for chemical fixation of atmospheric CO_2 to cyclic carbonates (Scheme 13).⁴⁷ The metal-



Scheme 10 2-pyridinemethanol-catalyzed coupling of epoxides **15** with atmospheric CO_2 .

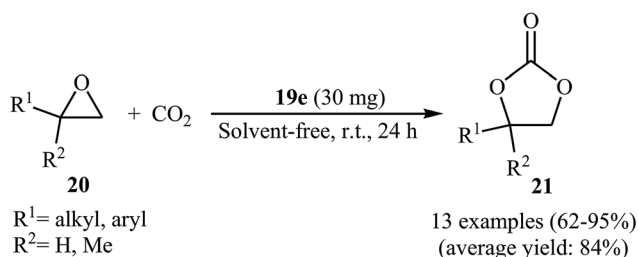
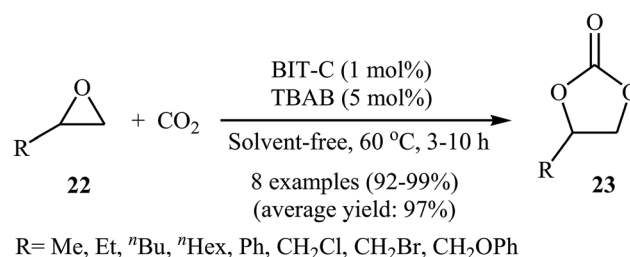


Scheme 11 Cycloaddition of epoxides **17** with CO_2 (1 atm) under neat conditions catalyzed by AP-GO.Fig. 3 Chemical structure of multi-functional organocatalysts **19a–g**.

organic framework (MOF) material exhibited high product selectivity greater than 99% and yield of 99%, in the cycloaddition of terminal epoxides **22** to carbonates **23**, in the presence of TBAB co-catalyst under solvent-free conditions. Recycling studies have demonstrated that the catalyst can be easily recovered by simple filtration and reused for five runs with preserving its catalytic activity. Electrospray ionization mass spectrometry (ESI-MS) analyses showed that BIT-C contains a series of fragments $((\text{CuL})$ to $(\text{CuL})_6$) and the abundances of fragments decrease with increasing degree of polymerization. Therefore, the authors speculated that the mononuclear unit CuL and binuclear unit $(\text{CuL})_2$ are most likely the main active species in catalysis, due to more coordination sites and smaller steric hindrance of Cu atoms compared to multinuclear units

$((\text{CuL})_3$ to $(\text{CuL})_6$). DFT calculations proposed binuclear unit is $62.9 \text{ kcal mol}^{-1}$ more stable than mononuclear unit. This energy difference indicate that $(\text{CuL})_2$ would not be dissociated into CuL by the effects of solvent or co-catalysts and it is worth emphasized that the electrospray ionization in the ESI-MS experiment may provide additional energy to dissociate $(\text{CuL})_2$ into CuL , leading to a signal of CuL . These results clearly proved that the binuclear Cu fragment $((\text{CuL})_2)$ is the most possible active species for the catalysis.

Subsequently, Zou and Zhao along with their co-workers reported an interesting triazole-containing copper-based metal-organic framework, namely Cu_4MTTP , in this chemistry (Fig. 4).⁴⁸ This MOF achieved high yield of cyclic carbonates (88–

Scheme 12 Liu's synthesis of cyclic carbonates **21**.Scheme 13 Fixation of atmospheric CO_2 with epoxides **22** under solvent-free conditions using BIT-C/TBAB catalytic system.

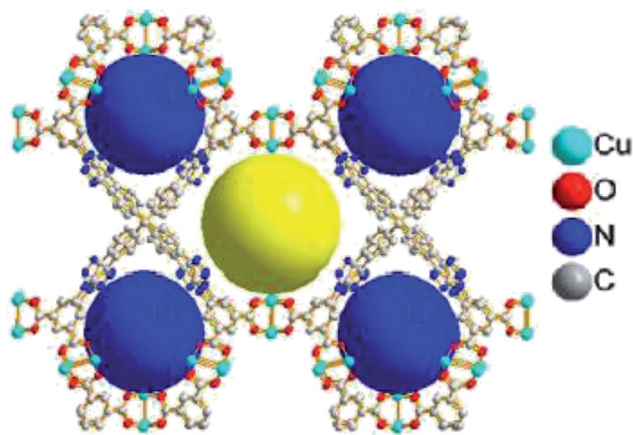
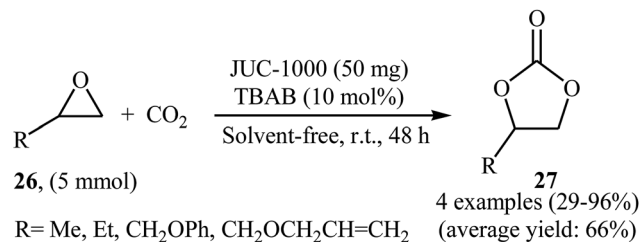


Fig. 4 Perspective view of 3D porous framework of Cu₄MTTP showing the incorporation of unsaturated Cu₂ sites and accessible nitrogen-rich triazole groups with two kinds of pores (yellow and blue balls).

96%) from small epoxides with the use of TBAB as a co-catalyst under solvent-free, 1 atm and at room temperature. However, due to the confinement of the pore diameter, big-size epoxides were incompatible in this reaction condition.

Very recently, the catalytic activity of copper-based amino-functionalised silica-coated magnetic nanoparticles (Cu-ABF@ASMNPs) in the coupling of epoxides with CO₂ at ambient temperature and pressure under solvent- and halide-free conditions was studied by Sharma *et al.*⁴⁹ The authors carefully studied the effects of reaction variables such as catalyst loading, base and temperature. It was found that using 50 mg of the catalyst (for 5 mmol of epoxide) at 80 °C resulted in the best yields. Among the various bases like Et₃N, PPh₃, DBU, DMAP, TBD; DBU was the most efficient for this reaction. Various terminal epoxides **24** reacted well under the reaction conditions to produce the corresponding carbonates **25** in excellent to almost quantitative yields (Scheme 14). Additionally, the catalyst could be readily separated from the reaction mixture by using an external magnet and reused five times without a loss in its activity.

In an innovative design, the group of Ma synthesized an organic ligand 2,4-bis(3,5-dicarboxyphenylamino)-6-ol triazine (H₄BDPO) that behave as a buffer, in which the phenol group is a weak acid with the amino and triazine groups serving as weak bases. This buffer molecule was then reacted with Cu(NO₃)₂·2.5H₂O in the mixture of DMF/H₂O at 85 °C for 3 days.⁵⁰ The



Scheme 15 (JUC-1000)-catalyzed coupling of atmospheric CO₂ with epoxides **26** under neat conditions.

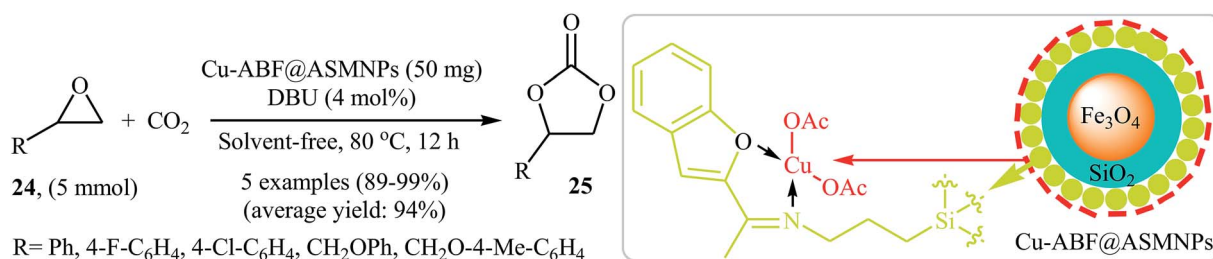
obtained microporous MOF, [Cu₂₄(BDPO)₁₂(H₂O)₁₂]·30DMF·14H₂O (namely JUC-1000) was employed as an efficient catalyst for promoting cycloaddition of terminal epoxides **26** with atmospheric CO₂ in the presence of TBAB under solvent-free conditions. The procedure furnished the desired carbonates **27** with use of very low amount of the catalyst (0.25 mol% per exposed copper site) at ambient temperature (Scheme 15). The comparison of the synthesized catalyst with the previously reported ones (MOF-505 and HKUST-1) demonstrated the superior catalytic activity of the novel catalyst.

4.2. Silver

Silver-based metal-organic frameworks have recently attracted considerable attention as efficient catalysts for the synthesis of cyclic carbonates *via* cycloaddition of corresponding propargyl alcohols with atmospheric CO₂ under neat conditions.⁵¹ However, the catalytic performance of these MOF in the coupling reaction of epoxides with CO₂ under above-mentioned conditions has been scarcely studied; in fact, only one example of such a reaction was reported thus far. In this report Chen, Gan, and Yi showed that treatment of alkyl substituted terminal epoxides **28** with CO₂ (1 atm) in the presence of dinuclear silver complex [Ag₂(PDP)]OTf at ambient temperature under solvent-free condition, resulted in functionalized carbonates **29** in good to high yields (Scheme 16).⁵² However, epoxides bearing an aryl group were not well compatible in this reaction. The reusability test established that the complex is decomposed due to the excess Br⁻ in co-catalyst TBAB.

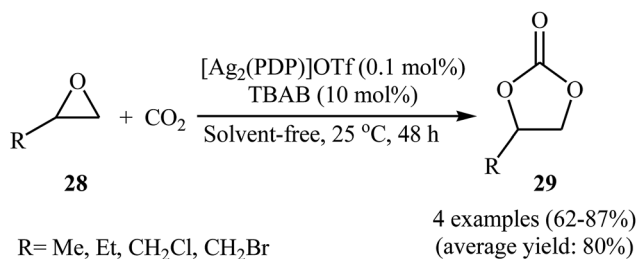
4.3. Aluminum

In 2016, Cao's research team developed a novel cationic porous organic polymer containing Salen-Al and imidazolium

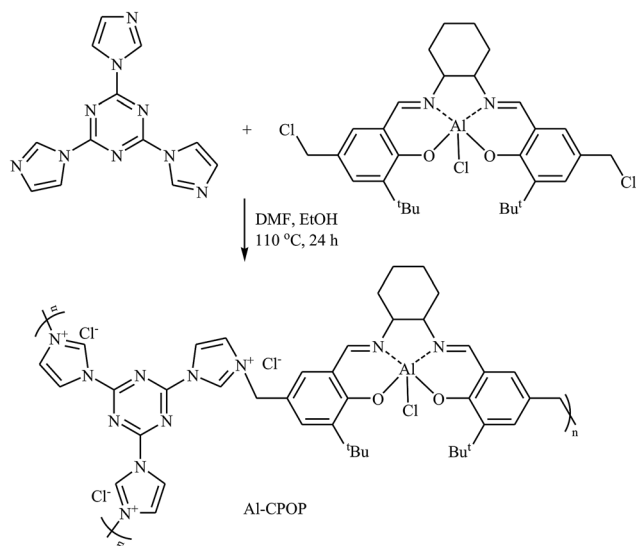


Scheme 14 (Cu-ABF@ASMNPs)-catalyzed synthesis of carbonates **25** from epoxides **24** and CO₂ developed by Sharma *et al.*





Scheme 16 Ag-catalyzed coupling of epoxides **28** with CO₂ (1 atm) under solvent-free conditions.



Scheme 17 Synthesis route for the preparation of Al-CPOP.

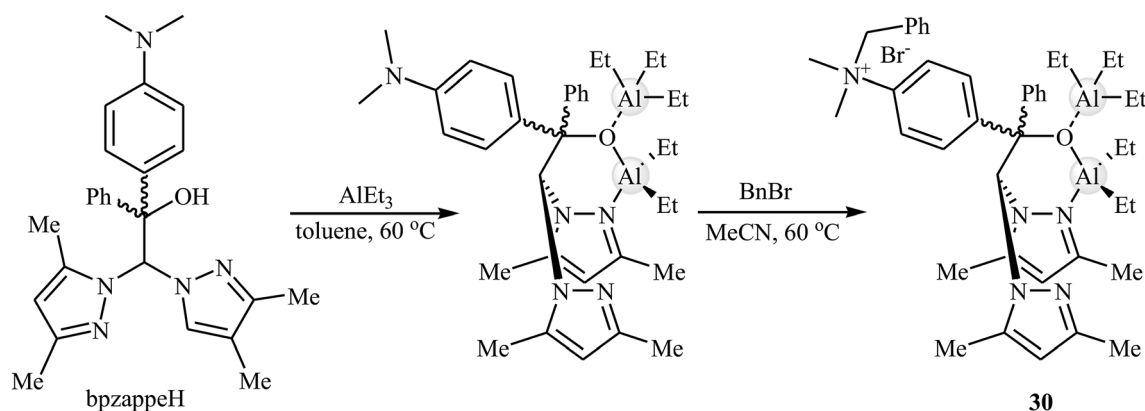
functionalities (Al-CPOP), through one-pot reaction of chloromethylated Salen-Al monomer and 2,4,6-tris(imidazol-1-yl)-1,3,5-s-triazine (TIST) in a mixture of DMF and EtOH (Scheme 17). The obtained polymer had a BET surface area of 136 m² g⁻¹ and was successfully used as a bifunctional catalyst for cycloaddition of terminal epoxides with CO₂ at ambient pressure under solvent-free conditions.⁵³

Later, Martínez *et al.* designed and synthesized a novel aluminum-based heteroscorpionate complex **30** through the reaction of heteroscorpionate precursor 2,2-bis(3,5-dimethylpyrazol-1-yl)-1-[4-(dimethylamino)phenyl]-1-phenylethanol (bpzappeH) with AlEt₃ in dry toluene followed by treatment with benzyl bromide in MeCN at 60 °C (Scheme 18).⁵⁴ Low catalytic loading (0.5–1 mol%) of the complex was used for promoting coupling reaction of atmospheric CO₂ and a range of terminal epoxides in the presence of Bu₄NBr (0.5 mol%) as a co-catalyst at room temperature. The desired products were slowly obtained in good to excellent yields (62–95% for 12 examples) under solvent-free conditions. The catalyst also showed excellent catalytic activity for the synthesis of disubstituted cyclic carbonates from challenging internal epoxides. However, these reactions were required to higher CO₂ pressure (20 bar).

In the closely related investigation, the same research team showed that performing the process in the presence of 5 mol% of aluminum-based complex **31** as a catalyst and without any co-catalyst at 35 °C afforded the expected carbonates **33** in high to excellent yields (Scheme 19).⁵⁵

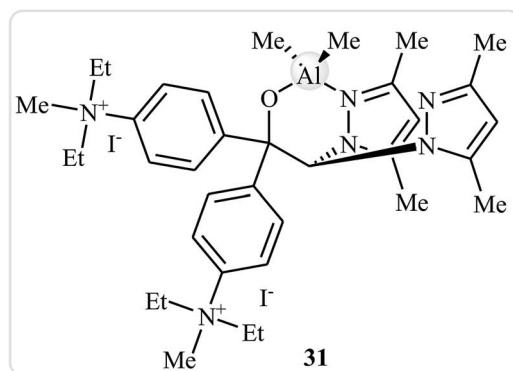
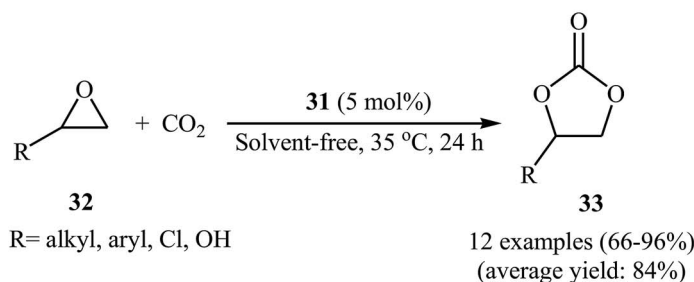
4.4. Zinc

One of the early attempts to chemical fixation of CO₂ at atmospheric pressure with epoxides under neat conditions utilizing Zn-based-catalysts was reported in 2016 by Ma *et al.*⁵⁶ In this report, a recyclable tetraoxo-coordinated zinc catalyst (Zn(OPO)₂, HOPO = 1-hydroxy-2-pyridone) was employed to the cycloaddition of a small series of terminal epoxides **34** with CO₂ in the presence of TBAI as a co-catalyst. Under the optimized protocol [Zn(OPO)₂ (1.5 mol%), TBAI (1.5 mol%), 80 °C, 6 h] the desired products **35** were obtained in almost quantitative yields (Scheme 20). However, in the cases of sterically hindered and internal epoxides, higher pressure of CO₂ (20–50 atm) were needed for the outcome of the reaction. The authors found that other Zn-catalysts also promoted the reaction (*e.g.*, ZnSO₄, ZnI₂, Salen-Zn); albeit in lower yields. Notably, the presence of co-catalyst was crucial for the success of this reaction. No product was detected in the absence of TBAI. To study the reusability of the Zn(OPO)₂/TBAI system, the reaction of 1,2-epoxyhexane was considered as a model of these cycloadditions.

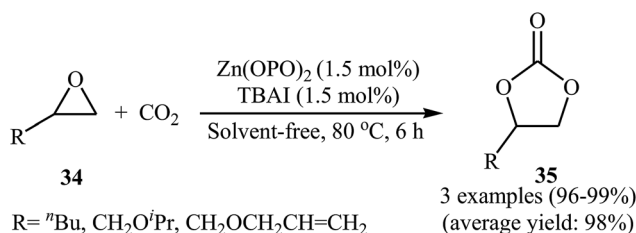


Scheme 18 Synthesis route for the preparation of aluminum-based heteroscorpionate complex **30**.





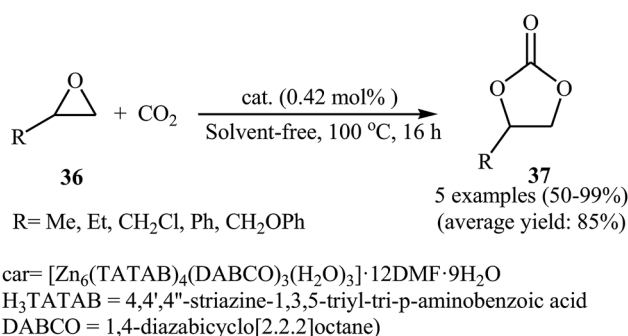
Scheme 19 Cycloaddition of epoxides **32** with atmospheric CO₂ under solvent-free conditions catalyzed by aluminum-based complex **31**.



Scheme 20 Ma's synthesis of cyclic carbonates **35**.

After completion of the reaction, the catalytic system was recovered from the reaction mixture by centrifugation and directly used for the next run. It was found that this system could be reused up to five consecutive times with a slight decrease in its activity.

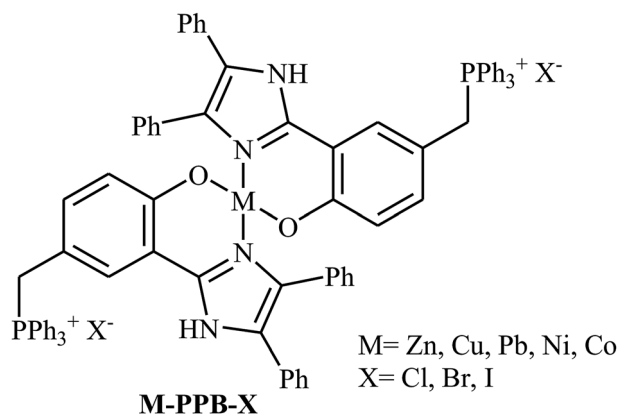
Subsequently, Du and co-workers developed a novel 3D → 3D interpenetrated Zn-polyhedral MOF [Zn₆(TATAB)₄(DABCO)₃(H₂O)₃]·12DMF·9H₂O with an internal diameter of about 3.2 nm which contains 48 Zn²⁺ Lewis acid catalytic sites and 48 -NH- Lewis base sites and used in the same cycloaddition reaction.⁵⁷ This reusable dual-walled cage MOF exhibited high catalytic performance for a coupling of a range of terminal epoxides **36** with atmospheric CO₂ in the absence of any co-catalyst or solvent (Scheme 21). However, internal epoxides did not work well under this reaction conditions.



Scheme 21 Coupling of terminal epoxides **36** with CO₂ using [Zn₆(TATAB)₄(DABCO)₃(H₂O)₃]·12DMF·9H₂O as catalyst.

Along this line, in 2018, Guo's group designed and synthesized a series of metal complexes containing a metal ion (Zn, Cu, Pb, Ni, Co) and two quaternary phosphonium salt units anchored on the ligands (M-PPB-X) as shown in Scheme 22.⁵⁸ The authors compared the catalytic activity of these complexes in the reaction between propylene oxide and CO₂ at ambient pressure under solvent-free conditions. The results showed that the catalytic activity is highly dependent on the type of metal center. The decreasing order of the catalytic activity for these single-component bifunctional metal complexes was found to be Zn-PPBCl > Co-PPBCl ≈ Ni-PPBCl > Pb-PPBCl > Cu-PPBCl. The comparative studies also proved that the leaving ability of bifunctional halogen anion group (Cl, Br, I) did not play an important role in the catalytic performance of these bifunctional complexes. Thus, Zn-PPBCl was selected as the best catalyst for this transformation. Under optimized conditions (0.33 mol% of Zn-PPBCl, neat, 1 atm, 110 °C, 13–60 h), the reaction tolerated various terminal epoxides and gave the expected carbonates in fair to excellent yields. However, simple 2-methyloxirane, sterically hindered isobutylene oxide and internal cyclohexene oxide failed to participate in the reaction.

Following up to the Zn-catalyzed reaction of atmospheric CO₂ with epoxides under neat conditions, various Zn-based metal-organic frameworks have been developed in the current year (Table 1). These include: [Zn₂(TCA)(BIB)_{2.5}](NO₃)₃,⁵⁹ [(PS-anthra)Zn(Cl)(H₂O)],⁶⁰ [Zn₄Tb₃L₄],⁶¹ [Zn(BDC)(L)],⁶² and



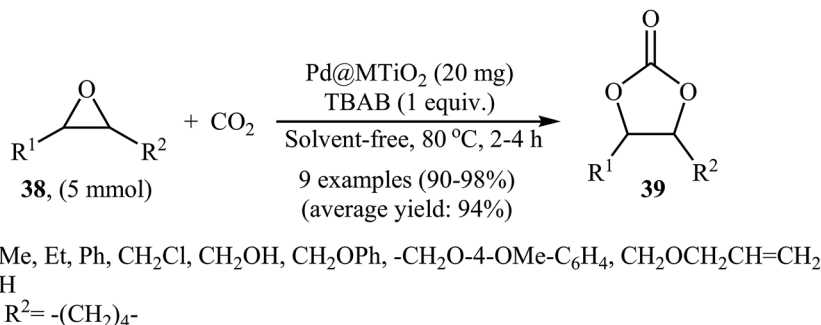
Scheme 22 Chemical structure of M-PPB-X.



Table 1 Cycloaddition of epoxides with atmospheric CO₂ under solvent-free conditions using Zn-based metal–organic frameworks as catalysts

Entry	Catalyst	Conditions	NE ^a	Yield (%)	
				Average	Range
1	[Zn ₂ (TCA)(BIB) _{2.5}](NO ₃) ^b	TBAB (1 mol%), 80 °C, 4 h	5	81.5	51–99
3	[(PS-anthra)Zn(Cl)(H ₂ O)] ^c	TBAB (5 mol%), r.t., 6 h	6	94	89–97
4	[Zn ₄ Tb ₃ L ₄] ^d	TBAB (5 mol%), r.t., 48 h	7	74.5	21–96
5	[Zn(BDC)(L)] ^e	TBAB (1.8 mol%), r.t., 8 h	6	70	14–99

^a Number of examples. ^b H₃TCA = tricarboxytriphenyl amine, BIB = 1,3-bis(imidazol-1-ylmethyl)benzene. ^c PS = polystyrene, anthra = anthranilic acid. ^d PS = polystyrene, anthra: anthranilic acid. ^e L = 4-pyridyl carboxaldehyde isonicotinoyl hydrazone; H₂BDC = benzene-1,4-dicarboxylic acid.

Scheme 23 Pd-catalyzed fixation of atmospheric CO₂ with epoxides **38** in the absence of any solvent.

a zeolite-like zinc-tetrazole framework with 24-nuclear zinc cages.⁶³ Interestingly, all of these catalysts were reusable and could be recovered easily and reused for several reaction runs without appreciable loss their catalytic activity.

4.5. Palladium

In 2017, Khatun and co-workers reported an efficient coupling of various internal and terminal epoxides **38** with CO₂ using mesoporous TiO₂ supported palladium nanoparticles (Pd@MTiO₂) as catalyst under atmospheric pressure.⁶⁴ These reactions were carried out using TBAB as a co-catalyst under neat conditions and generally provided corresponding functionalized carbonates **39** in excellent to almost quantitative yields (Scheme 23). This supported catalyst was easily prepared by simple heating (170 °C) of mesoporous TiO₂ with PdCl₂ in ethylene glycol and has a high surface area of over 172 m² g⁻¹ and a spherical structure as shown from the SEM image (Fig. 5). The recycling test established that the catalyst could be recovered and reused for five reaction runs. Notably, the atomic absorption spectroscopy analysis indicated the leaching of the active catalytic species was negligible.

4.6. Cobalt

A novel functionalized wheel-like resorcin[4]arene ligand (Fig. 6a) was designed and synthesized through the reaction of resorcinol with 1-bromo-3-chloropropane in the presence of MeONa followed by functionalization with benzaldehyde and finally treatment with 12 equiv. of 2-(2-pyridyl)imidazole.⁶⁵ The novel ligand was successfully utilized for the construction of a promising polyoxovanadate–resorcin[4]arene-based metal–

organic framework, [Co₂L_{0.5}V₄O₁₂]·3DMF·5H₂O (Fig. 6b and c) by incorporation of Co and V through the reaction with a mixture of NH₄VO₃ and Co(NO₃)₂·6H₂O in a binary solvent DMF/H₂O with ratio 1 : 1. Various mono-substituted cyclic carbonates were successfully synthesized (72–99% for 8 examples) through the reaction of corresponding terminal epoxides with atmospheric CO₂ employing this heterogeneous catalyst under solvent-free conditions. The catalyst could be easily recycled and reused five times without significant loss of activity and selectivity.

4.7. Cadmium

Recently, Yang and Ma along with their co-workers developed a novel microporous anionic metal–organic framework, [(CH₃)₂NH₂]₆[Cd₃L(H₂O)₂]₁₂·12H₂O (**40**) through solvothermal assembly of a new resorcin[4]arene-functionalized dodecarboxylic acid (H₁₂L) and Cd(II) cations (Fig. 7).⁶⁶ The microporous framework **40** was found to be an efficient catalyst in the synthesis of cyclic carbonates through the cycloaddition of atmospheric CO₂ to corresponding epoxides in the presence of TBAB as co-catalyst under solvent-free conditions. The catalyst also showed excellent reusability in this system with no remarkable decrease in performance after five consecutive runs. Moreover, fluorescent **40** could be used a luminescent sensor to probe Fe³⁺ and Cr₂O₇²⁻ in aqueous solutions with high selectivity and sensitivity.

4.8. Bismuth

In 2017, Peng and co-workers introduced a series of Bi(III) porphyrin complex catalysts **41** for solvent-free fixation of






Fig. 5 The FE-SEM images of Pd@MTiO₂ material at high (a) and low (b) resolutions.

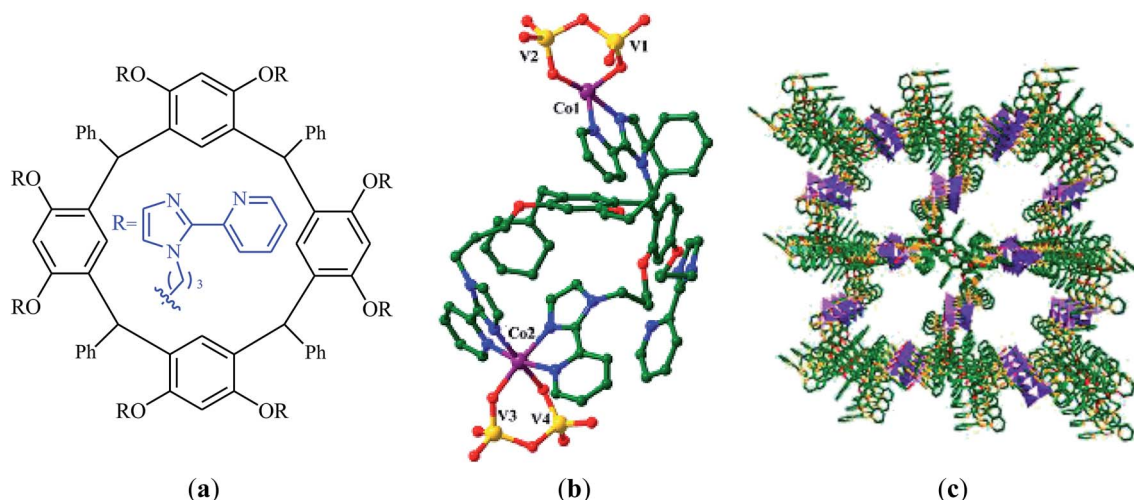


Fig. 6 (a) Chemical structure of ligand; (b) Coordination environments of the Co^{II} and V^V cations in [Co₂L_{0.5}V₄O₁₂]·3DMF·5H₂O; (c) View of the porous packing structure of [Co₂L_{0.5}V₄O₁₂]·3DMF·5H₂O.

atmospheric CO₂ and epoxides.⁶⁷ The complexes were prepared by simple metalation of the corresponding porphyrin ligands with BiX₃ (X = Cl, Br, I) in THF. The catalytic activities of the obtained complexes were tested for the coupling of 2-methyl-oxirane with CO₂ under solvent-free conditions in the presence of TBAI as co-catalyst. The results established that the catalytic performances were strongly influenced by the substitute of porphyrin framework and axial group X⁻. It was found that complex **41a** was the most active catalyst for this transformation. Under the optimized conditions [**41a** (0.2 mol%), TBAI (2.4 mol%), CO₂ (1 atm), neat, 90 °C, 6–24 h] a variety of terminal epoxides **42** react to give moderate to almost quantitative yields of the desired products **43** (Scheme 24). However, internal epoxides showed very low reactivity under this reaction conditions. The results demonstrated that substrates with aliphatic groups gave higher yields than those with aromatic groups.

4.9. Molybdenum

Very recently, the group of Ma-Cheng demonstrated for the first time the usefulness of molybdenum alkoxides as highly active catalysts for the chemical fixation of epoxides with atmospheric

CO₂ under neat conditions.⁶⁸ Among four investigated triply-bonded dimolybdenum compounds [*i.e.*, Mo₂(OSiMe₃)₆, Mo₂(-OⁱPr)₆, Mo₂(O^tBu)₆, and Mo₂(ONe)₆], Mo₂(O^tBu)₆ was found to be the best catalyst. The authors studied the effects of reaction variables such as catalyst loading, co-catalyst and temperature. It was found that using 1 mol% of the catalyst and 7.2 mol% of TBAB as a co-catalyst at room temperature resulted in the best yields (Scheme 25). However, in the case of epoxides bearing an aryl group, higher loading of co-catalyst and DCM solvent was needed for the success of the reaction. It should be mentioned that this catalytic system was also successfully applied in the fixation of terminal alkynes and aromatic heteroarenes with atmospheric CO₂ to the synthesis of corresponding carboxylic acids.

4.10. Samarium

Recently, Zhao *et al.* reported ionic rare-earth metal (lanthanum, ytterbium, yttrium and samarium) complexes **46–49** bearing an imidazolium cation for the cycloaddition of CO₂ to epoxides under neat conditions.⁶⁹ Very low catalytic loadings (0.2 mol%) of the latter complex (**49**, Scheme 26) could promote the cycloaddition of atmospheric CO₂ to various



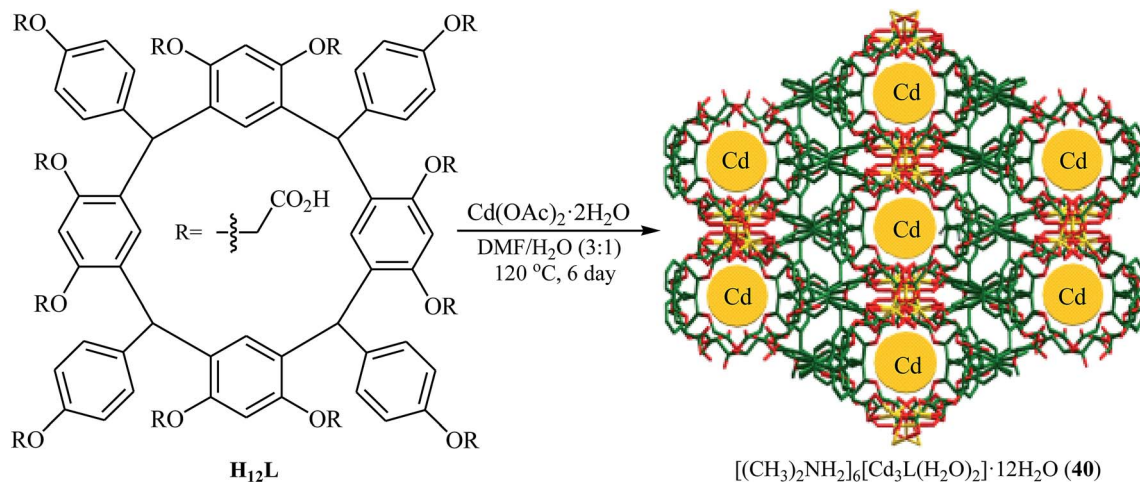
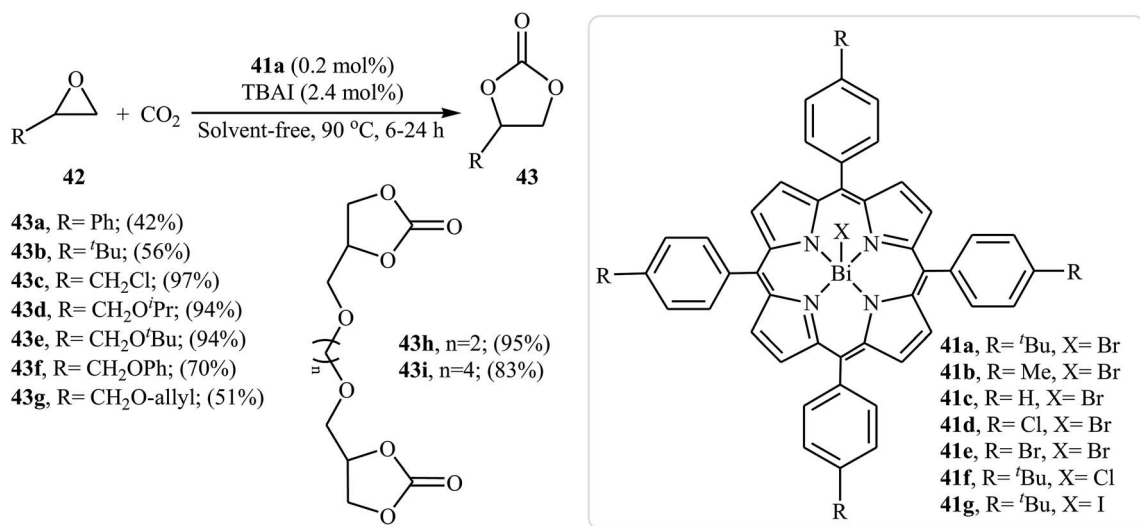


Fig. 7 Schematic diagram showing the formation of [(CH₃)₂NH₂]₆[Cd₃L(H₂O)₂]₆·12H₂O (40).



Scheme 24 Peng's synthesis of carbonates 43.

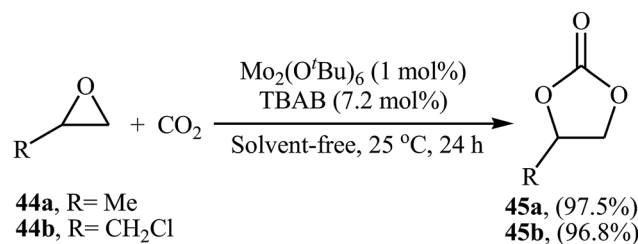
monosubstituted epoxides in the absence of any co-catalyst in 60–97% yields. When **49** (0.2 mol%) was applied for the cycloaddition of bulky/internal epoxides at 90 °C (20 bar CO₂ pressure) the authors observed moderate to excellent yields (40–95%) of expected carbonates in 12 h. More importantly, the catalyst can be easily separated from the reaction mixture by simple distillation, and then be reused five times without significant losses in the catalytic activity.

4.11. Zirconium

Recently, the group of Cao has reported a novel bifunctional imidazolium functionalized Zr-based metal-organic-framework, (I⁻)Meim-UiO-66, by post-synthetic ionization (PSI) of a new microporous imidazole-containing Zr-MOF Im-UiO-66.⁷⁰ Transmission electron microscopy (TEM) image of the synthesized MOF showed that the average size of the Im-UiO-66 particles was about 20–30 nm. Owing to the Brønsted-acid (Zr-OH/OH₂) sites and nucleophilic iodide ions in (I⁻)Meim-UiO-

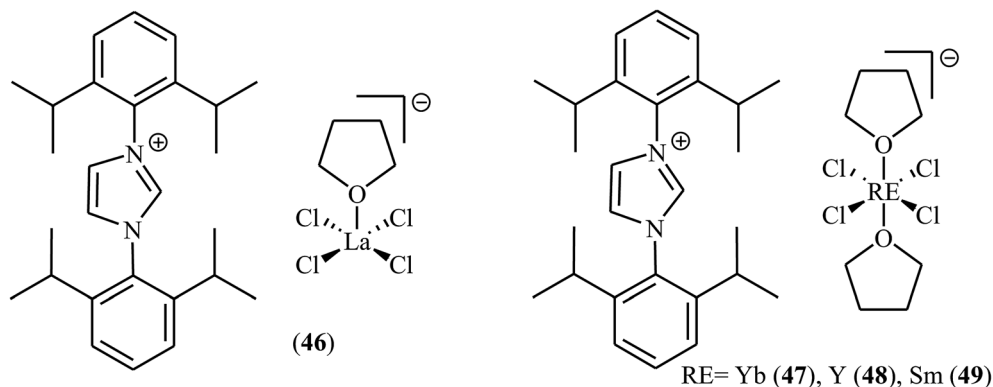
66, this framework was shown to be an efficient and recyclable heterogeneous catalyst for the cycloaddition of terminal epoxides **50** with atmospheric CO₂ without using any co-catalyst and solvent (Scheme 27).

Later, zinc porphyrin/imidazolium integrated multivariate zirconium metal-organic framework (ZnTCPPC(Br⁻)Etim-UiO-

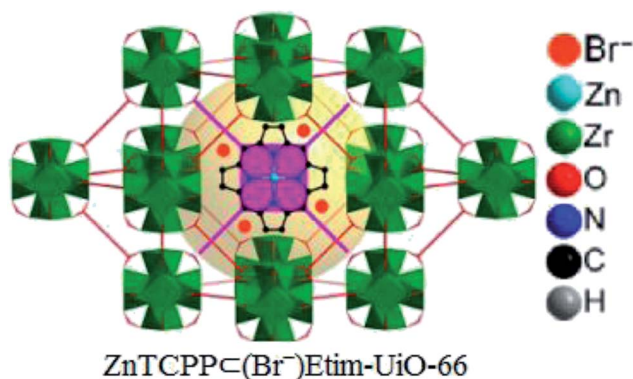
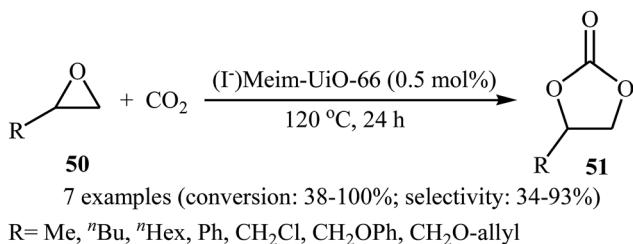


Scheme 25 Mo₂(O^tBu)₆-catalyzed synthesis of carbonates **45** through coupling of epoxides **44** with CO₂ (atm) in the absence of any solvent.





Scheme 26 Chemical structures of complexes 46–49.

Fig. 8 Perspective view of structure of ZnTCPP-(Br⁻)Etim-UiO-66.

Scheme 27 Cao's synthesis of carbonates 51.

66) has been successfully synthesized and applied as a reusable and efficient heterogeneous catalyst for this chemistry by the same research team (Fig. 8).⁷¹

5. Conclusion

The 1,3-dioxolan-2-one (five-membered cyclic carbonate) compound is not only prevalent in a large variety of important classes of natural products and biologically active molecules, but also used as a versatile intermediate in organic synthesis. Among the various methods for the synthesis of titled compounds, cycloaddition of epoxides with CO₂ represents one of the most attractive, straightforward and green protocols. From green and sustainable chemistry perspectives, solvent-

free reactions are indisputably more desirable than transformations in any kind of solvents. The most important advantages of solvent-free reactions over classical methods include: cost savings, reduced energy consumption, and reactor size. In this review, we have summarized the most important advances and discoveries in the cycloaddition of epoxides with atmospheric CO₂ under solvent-free conditions. To the best of our knowledge, this mini-review is the first of its kind to collect literature in the arena of solvent-free CO₂ fixation reactions. As illustrated, most of the conversion of CO₂ covered in this review have been carried out at ambient temperature and provided the expected carbonates in high yields. Moreover, most of the catalysts presented here could be recovered and reused for several reaction runs without tangible loss in their catalytic activity and selectivity, providing more sustainable processes for the chemical fixation of CO₂. We conclude this review article by hoping that it will stimulate interest and encourage further research in this area.

Conflicts of interest

There are no conflicts to declare.

References

- 1 B. Yu and L. N. He, *ChemSusChem*, 2015, **108**, 52–62.
- 2 J. Rintjema and A. W. Kleij, *Synthesis*, 2016, **48**, 3863–3878.
- 3 G. Fiorani, W. Guo and A. W. Kleij, *Green Chem.*, 2015, **17**, 1375–1389.
- 4 X.-F. Wu and F. Zheng, *Top. Curr. Chem.*, 2017, **375**, 4.
- 5 Q.-W. Song, Z.-H. Zhou and L.-N. He, *Green Chem.*, 2017, **19**, 3707–3728.
- 6 X.-D. Lang, X. He, Z.-M. Li and L.-N. He, *Curr. Opin. Green. Sus.*, 2017, **7**, 31–38.
- 7 Q.-W. Song, Z.-H. Zhou and L.-N. He, *Green Chem.*, 2017, **19**, 3707–3728.
- 8 M. Bonchio, A. Cherubini-Celli, J. Mateos, L. Dell'Amico and X. Companyó, *ChemSusChem*, 2018, **11**, 3056–3070.
- 9 R. Martin, A. Tortajada, F. Juliá-Hernández, M. Borjesson and T. Moragas, *Angew. Chem., Int. Ed.*, 2018, **57**, 15948–15982.



- 10 R. Norhasyima and T. Mahlia, *J. CO₂ Util.*, 2018, **26**, 323–335.
- 11 D. J. Darensbourg and M. W. Holtcamp, *Coord. Chem. Rev.*, 1996, **153**, 155–174.
- 12 X.-D. Lang, X.-F. Liu and L.-N. He, *Curr. Org. Chem.*, 2015, **19**, 681–694.
- 13 X. D. Lang and L. N. He, *Chem. Rec.*, 2016, **16**, 1337–1352.
- 14 D.-H. Lan, N. Fan, Y. Wang, X. Gao, P. Zhang, L. Chen, C.-T. Au and S.-F. Yin, *Chin. J. Catal.*, 2016, **37**, 826–845.
- 15 H. Buettner, L. Longwitz, J. Steinbauer, C. Wulf and T. Werner, *Top. Curr. Chem.*, 2017, **375**, 50.
- 16 O. D. Hensens, A. J. Kempf, R. E. Schwartz, R. S. Sykes, C. F. Wichmann, K. E. Wilson, S. B. Zimmerman and D. L. Zink, *Antifungal tri-yne carbonates*, *US Pat.* 4806565, 1989.
- 17 T. Asaka, M. Kashimura, Y. Misawa, S. Morimoto and K. Hatayama, *5-O-desosaminylerythronolide a derivatives*, *US Pat.* 5602239, 1997.
- 18 R. C. C. Huang, A. Gittis, E. Moudrianakis, J. A. Dohm, J. R. Hwu and M.-H. Hsu, *Heterocyclic and carbonate derivatives of NDGA and their use as new anti-HIV and anti-cancer agents*, *US Pat.* 7741357B1, 2010.
- 19 A.-A. G. Shaikh and S. Sivaram, *Chem. Rev.*, 1996, **96**, 951–976.
- 20 H. Tomita, F. Sanda and T. Endo, *J. Polym. Sci., Part A: Polym. Chem.*, 2001, **39**, 3678–3685.
- 21 H. Liu, Z. Huang, Z. Han, K. Ding, H. Liu, C. Xia and J. Chen, *Green Chem.*, 2015, **17**, 4281–4290.
- 22 H. Zhang, H.-B. Liu and J.-M. Yue, *Chem. Rev.*, 2014, **114**, 883–898.
- 23 C. Martin, G. Fiorani and A. W. Kleij, *ACS Catal.*, 2015, **5**, 1353–1370.
- 24 C. X. Miao, J. Q. Wang, Y. Wu, Y. Du and L. N. He, *ChemSusChem*, 2008, **1**, 236–241.
- 25 J. Sun, L. Han, W. Cheng, J. Wang, X. Zhang and S. Zhang, *ChemSusChem*, 2011, **4**, 502–507.
- 26 M. Liu, L. Liang, X. Li, X. Gao and J. Sun, *Green Chem.*, 2016, **18**, 2851–2863.
- 27 R. R. Kuruppathparambil, T. Jose, R. Babu, G.-Y. Hwang, A. C. Kathalikkattil, D.-W. Kim and D.-W. Park, *Appl. Catal., B*, 2016, **182**, 562–569.
- 28 Y. Jiang, C. Zhang, Y. Li, P. Jiang, J. Jiang and Y. Leng, *New J. Chem.*, 2018, **42**, 16829–16835.
- 29 Y. Du, F. Cai, D.-L. Kong and L.-N. He, *Green Chem.*, 2005, **7**, 518–523.
- 30 J.-Q. Wang, X.-D. Yue, F. Cai and L.-N. He, *Catal. Commun.*, 2007, **8**, 167–172.
- 31 (a) S. Arshadi, E. Vessally, M. Sobati, A. Hosseini and A. Bekhradnia, *J. CO₂ Util.*, 2017, **19**, 120–129; (b) S. Arshadi, E. Vessally, A. Hosseini, S. Soleimani-amiri and L. Edjlali, *J. CO₂ Util.*, 2017, **21**, 108–118; (c) E. Vessally, M. Babazadeh, A. Hosseini, S. Arshadi and L. Edjlali, *J. CO₂ Util.*, 2017, **21**, 491–502; (d) E. Vessally, K. Didehban, M. Babazadeh, A. Hosseini and L. Edjlali, *J. CO₂ Util.*, 2017, **21**, 480–490; (e) E. Vessally, S. Soleimani-Amiri, A. Hosseini, L. Edjlali and M. Babazadeh, *J. CO₂ Util.*, 2017, **21**, 342–352; (f) K. Didehban, E. Vessally, M. Salary, L. Edjlali and M. Babazadeh, *J. CO₂ Util.*, 2018, **23**, 42–50; (g) E. Vessally, R. Mohammadi, A. Hosseini, L. Edjlali and M. Babazadeh, *J. CO₂ Util.*, 2018, **24**, 361–368; (h) S. Farshbaf, L. Z. Fekri, M. Nikpassand, R. Mohammadi and E. Vessally, *J. CO₂ Util.*, 2018, **25**, 194–204; (i) A. Hosseini, S. Ahmadi, R. Mohammadi, A. Monfared and Z. Rahmani, *J. CO₂ Util.*, 2018, **27**, 381–389; (j) A. Hosseini, S. Farshbaf, R. Mohammadi, A. Monfared and E. Vessally, *RSC Adv.*, 2018, **8**, 17976–17988; (k) E. Vessally, A. Hosseini, L. Edjlali, M. Babazadeh and K. Didehban, *Mini-Rev. Org. Chem.*, 2018, **15**, 315–323; (l) E. Vessally, A. Hosseini, M. Babazadeh, L. Edjlali and R. Hosseinzadeh-Khanmiri, *Curr. Org. Chem.*, 2018, **22**, 315–322; (m) M. Daghighaleh, M. Vali, Z. Rahmani, S. Sarhandi and E. Vessally, *Chem. Rev. Lett.*, 2018, **1**, 23–30.
- 32 (a) E. Vessally, L. Edjlali, A. Hosseini, A. Bekhradnia and M. D. Esrafil, *RSC Adv.*, 2016, **6**, 49730–49746; (b) E. Vessally, A. Hosseini, L. Edjlali, A. Bekhradnia and M. D. Esrafil, *RSC Adv.*, 2016, **6**, 71662–71675; (c) E. Vessally, A. Hosseini, L. Edjlali, A. Bekhradnia and M. D. Esrafil, *RSC Adv.*, 2016, **6**, 99781–99793; (d) E. Vessally, S. Soleimani-Amiri, A. Hosseini, L. Edjlali and A. Bekhradnia, *RSC Adv.*, 2017, **7**, 7079–7091; (e) S. Arshadi, E. Vessally, L. Edjlali, E. Ghorbani-Kalhor and R. Hosseinzadeh-Khanmiri, *RSC Adv.*, 2017, **7**, 13198–13211; (f) S. Shahidi, P. Farajzadeh, P. Ojaghloo, A. Karbakhshzadeh and A. Hosseini, *Chem. Rev. Lett.*, 2018, **1**, 37–44; (g) S. Arshadi, E. Vessally, L. Edjlali, R. Hosseinzadeh-Khanmiri and E. Ghorbani-Kalhor, *Beilstein J. Org. Chem.*, 2017, **13**, 625–637; (h) S. Mohammadi, M. Musavi, F. Abdollahzadeh, S. Babadoust and A. Hosseini, *Chem. Rev. Lett.*, 2018, **1**, 49–55; (i) S. Soleimani-Amiri, E. Vessally, M. Babazadeh, A. Hosseini and L. Edjlali, *RSC Adv.*, 2017, **7**, 28407–28418; (j) E. Vessally, A. Hosseini, L. Edjlali, E. Ghorbani-Kalhor and R. Hosseinzadeh-Khanmiri, *J. Iran. Chem. Soc.*, 2017, **14**, 2339–2353; (k) M. Babazadeh, S. Soleimani-Amiri, E. Vessally, A. Hosseini and L. Edjlali, *RSC Adv.*, 2017, **7**, 43716–43736; (l) E. Vessally, A. Hosseini, L. Edjlali, M. Babazadeh and R. Hosseinzadeh-Khanmiri, *Iran. J. Chem. Chem. Eng.*, 2017, **36**, 1–13; (m) E. Vessally, M. Babazadeh, K. Didehban, A. Hosseini and L. Edjlali, *Curr. Org. Chem.*, 2017, **21**, 2561–2572; (n) E. Vessally, M. Babazadeh, A. Hosseini, L. Edjlali and L. Sreerama, *Curr. Org. Chem.*, 2018, **22**, 199–205; (o) S. Farshbaf, L. Sreerama, T. Khodayari and E. Vessally, *Chem. Rev. Lett.*, 2018, **1**, 56–6532; (p) S. Sarhandi, M. Daghighaleh, M. Vali, R. Moghadami and E. Vessally, *Chem. Rev. Lett.*, 2018, **1**, 9–15.
- 33 R. L. Vekariya, *J. Mol. Liq.*, 2017, **227**, 44–60.
- 34 Z.-Z. Yang, Y.-N. Zhao and L.-N. He, *RSC Adv.*, 2011, **1**, 545–567.
- 35 V. B. Saptal and B. M. Bhanage, *ChemSusChem*, 2017, **10**, 1145–1151.
- 36 Q. Sun, Y. Jin, B. Aguila, X. Meng, S. Ma and F. S. Xiao, *ChemSusChem*, 2017, **10**, 1160–1165.



- 37 Z. Zhang, F. Fan, H. Xing, Q. Yang, Z. Bao and Q. Ren, *ACS Sustainable Chem. Eng.*, 2017, **5**, 2841–2846.
- 38 Z. Guo, Q. Jiang, Y. Shi, J. Li, X. Yang, W. Hou, Y. Zhou and J. Wang, *ACS Catal.*, 2017, **7**, 6770–6780.
- 39 Y. Xie, Q. Sun, Y. Fu, L. Song, J. Liang, X. Xu, H. Wang, J. Li, S. Tu and X. Lu, *J. Mater. Chem. A*, 2017, **5**, 25594–25600.
- 40 (a) D. W. MacMillan, *Nature*, 2008, **455**, 304–308; (b) J. Alemán and S. Cabrera, *Chem. Soc. Rev.*, 2013, **42**, 774–793.
- 41 B. Chatelet, L. Joucla, J.-P. Dutasta, A. Martinez, K. C. Szeto and V. R. Dufaud, *J. Am. Chem. Soc.*, 2013, **135**, 5348–5351.
- 42 L. Wang, G. Zhang, K. Kodama and T. Hirose, *Green Chem.*, 2016, **18**, 1229–1233.
- 43 X. Wang, L. Wang, Y. Zhao, K. Kodama and T. Hirose, *Tetrahedron*, 2017, **73**, 1190–1195.
- 44 V. B. Saptal, T. Sasaki, K. Harada, D. Nishio-Hamane and B. M. Bhanage, *ChemSusChem*, 2016, **9**, 644–650.
- 45 S. Arayachukiat, C. Kongtes, A. Barthel, S. V. Vummaleti, A. Poater, S. Wannakao, L. Cavallo and V. D'Elia, *ACS Sustainable Chem. Eng.*, 2017, **5**, 6392–6397.
- 46 N. Liu, Y.-F. Xie, C. Wang, S.-J. Li, D.-H. Wei, M. Li and B. Dai, *ACS Catal.*, 2018, **8**, 9945–9957.
- 47 B. Zou, L. Hao, L.-Y. Fan, Z.-M. Gao, S.-L. Chen, H. Li and C.-W. Hu, *J. Catal.*, 2015, **329**, 119–129.
- 48 P.-Z. Li, X.-J. Wang, J. Liu, J. S. Lim, R. Zou and Y. Zhao, *J. Am. Chem. Soc.*, 2016, **138**, 2142–2145.
- 49 R. K. Sharma, R. Gaur, M. Yadav, A. Goswami, R. Zbořil and M. B. Gawande, *Sci. Rep.*, 2018, **8**, 1901.
- 50 H. He, Q. Sun, W. Gao, J. A. Perman, F. Sun, G. Zhu, B. Aguila, K. Forrest, B. Space and S. Ma, *Angew. Chem., Int. Ed.*, 2018, **57**, 4657–4662.
- 51 Q.-W. Song, B. Yu, X.-D. Li, R. Ma, Z.-F. Diao, R.-G. Li, W. Li and L.-N. He, *Green Chem.*, 2014, **16**, 1633–1638.
- 52 J.-J. Chen, Z.-L. Gan and X.-Y. Yi, *Catal. Lett.*, 2018, **148**, 852–856.
- 53 T.-T. Liu, J. Liang, Y.-B. Huang and R. Cao, *Chem. Commun.*, 2016, **52**, 13288–13291.
- 54 J. Martínez, J. A. Castro-Osma, C. Alonso-Moreno, A. Rodríguez-Diéguez, M. North, A. Otero and A. Lara-Sánchez, *ChemSusChem*, 2017, **10**, 1175–1185.
- 55 F. de la Cruz-Martínez, J. Martínez, M. A. Gaona, J. Fernández-Baeza, L. F. Sánchez-Barba, A. M. Rodríguez, J. A. Castro-Osma, A. Otero and A. Lara-Sánchez, *ACS Sustainable Chem. Eng.*, 2018, **6**, 5322–5332.
- 56 R. Ma, L.-N. He and Y.-B. Zhou, *Green Chem.*, 2016, **18**, 226–231.
- 57 Y.-H. Han, Z.-Y. Zhou, C.-B. Tian and S.-W. Du, *Green Chem.*, 2016, **18**, 4086–4091.
- 58 J. Peng, H.-J. Yang, S. Wang, B. Ban, Z. Wei, B. Lei and C.-Y. Guo, *J. CO₂ Util.*, 2018, **24**, 1–9.
- 59 C. Yao, S. Zhou, X. Kang, Y. Zhao, R. Yan, Y. Zhang and L. Wen, *Inorg. Chem.*, 2018, **57**, 11157–11164.
- 60 S. Ghosh, P. Mondal, D. Das, K. Tuhina and S. M. Islam, *J. Organomet. Chem.*, 2018, **866**, 1–12.
- 61 L. Wang, C. Xu, Q. Han, X. Tang, P. Zhou, R. Zhang, G. Gao, B. Xu, W. Qin and W. Liu, *Chem. Commun.*, 2018, **54**, 2212–2215.
- 62 P. Patel, B. Parmar, R. I. Kureshy, N. U. Khan and E. Suresh, *ChemCatChem*, 2018, **10**, 2401–2408.
- 63 C.-S. Cao, Y. Shi, H. Xu and B. Zhao, *Dalton Trans.*, 2018, **47**, 4545–4553.
- 64 R. Khatun, P. Bhanja, P. Mondal, A. Bhaumik, D. Das and S. M. Islam, *New J. Chem.*, 2017, **41**, 12937–12946.
- 65 B.-B. Lu, J. Yang, Y.-Y. Liu and J.-F. Ma, *Inorg. Chem.*, 2017, **56**, 11710–11720.
- 66 B.-B. Lu, W. Jiang, J. Yang, Y.-Y. Liu and J.-F. Ma, *ACS Appl. Mater. Interfaces*, 2017, **9**, 39441–39449.
- 67 J. Peng, Y. Geng, H.-J. Yang, W. He, Z. Wei, J. Yang and C.-Y. Guo, *Mol. Catal.*, 2017, **432**, 37–46.
- 68 J.-H. Chen, C.-H. Deng, S. Fang, J.-G. Ma and P. Cheng, *Green Chem.*, 2018, **20**, 989–996.
- 69 Z. Zhao, J. Qin, C. Zhang, Y. Wang, D. Yuan and Y. Yao, *Inorg. Chem.*, 2017, **56**, 4568–4575.
- 70 J. Liang, R.-P. Chen, X.-Y. Wang, T.-T. Liu, X.-S. Wang, Y.-B. Huang and R. Cao, *Chem. Sci.*, 2017, **8**, 1570–1575.
- 71 J. Liang, Y.-Q. Xie, Q. Wu, X.-Y. Wang, T.-T. Liu, H.-F. Li, Y.-B. Huang and R. Cao, *Inorg. Chem.*, 2018, **57**, 2584–2593.

