

Cite this: *Chem. Sci.*, 2024, 15, 10823

All publication charges for this article have been paid for by the Royal Society of Chemistry

Lewis acid catalyzed [4+2] annulation of bicyclobutanes with dienol ethers for the synthesis of bicyclo[4.1.1]octanes†

Stefano Nicolai * and Jérôme Waser *

Bicyclic carbocycles containing a high fraction of Csp³ have become highly attractive synthetic targets because of the multiple applications they have found in medicinal chemistry. The formal cycloaddition of bicyclobutanes (BCBs) with two- or three-atom partners has recently been extensively explored for the construction of bicyclohexanes and bicycloheptanes, but applications to the synthesis of medium-sized bridged carbocycles remained more limited. We report herein the formal [4+2] cycloaddition of BCB ketones with silyl dienol ethers. The reaction occurred in the presence of 5 mol% aluminium triflate as a Lewis acid catalyst. Upon acidic hydrolysis of the enol ether intermediates, rigid bicyclo[4.1.1]octane (BCO) diketones could be accessed in up to quantitative yields. This procedure tolerated a range of both aromatic and aliphatic substituents on both the BCB substrates and the dienes. The obtained BCO products could be functionalized through reduction and cross-coupling reactions.

Received 26th April 2024
Accepted 24th May 2024

DOI: 10.1039/d4sc02767a

rsc.li/chemical-science

Introduction

Saturated polycyclic carbocycles have gained growing attention in both medicinal and organic chemistry.¹ Molecules incorporating these motifs exhibit enhanced pharmacokinetic and physicochemical properties compared to more common Csp²-rich bioactive synthetic compounds and have become privileged candidates for drug discovery.² The increased conformational rigidity of these polycyclic frameworks is especially important as it can lead to improved affinity to their biological targets, as demonstrated also in many bioactive natural products.³ Accordingly, the efficient construction of bicycloalkanes as core elements of more complex systems has become an important goal for synthetic chemists, although it demands addressing the challenges coming from their inherent complexity.⁴ During the last two decades, strain-releasing ring-opening annulation reactions of cyclopropanes, especially donor-acceptor substituted systems (Donor-Acceptor Cyclopropanes, DACs), have been established as a reliable and powerful synthetic tool for the assemblage of larger cyclic systems.⁵ Among cyclopropanes, the even more strained bicyclo[1.1.0]butanes (BCBs) have recently attracted interest, as strongly activating

substituents are less needed and more rigid bicyclic carbocycles and their heterocyclic analogs can be obtained.⁶ The synthesis of bicyclo[2.1.1]hexanes (BCHex's) through the formal [2 + 2] cycloaddition of BCBs has been extensively studied to access new bioisosteres of the benzene ring.^{1c} Following the seminal reports by the groups of Glorius^{7a} and Brown,^{7b} several methods have appeared that rely on radical pathways, either under light-induced energy transfer (Scheme 1, (A.1): Glorius,^{7a,f} Brown,^{7b} Bach^{7g}) or electron-transfer conditions (Scheme 1, (A.2): Li,^{7c} Procter,^{7d} Wang^{7e}). Lewis acid catalysis has also proven effective in promoting annulations following a polar mechanism (Scheme 1, (A.3): Leitch,^{8a,e} Studer,^{8b} Glorius,^{8c} Deng^{8d}).

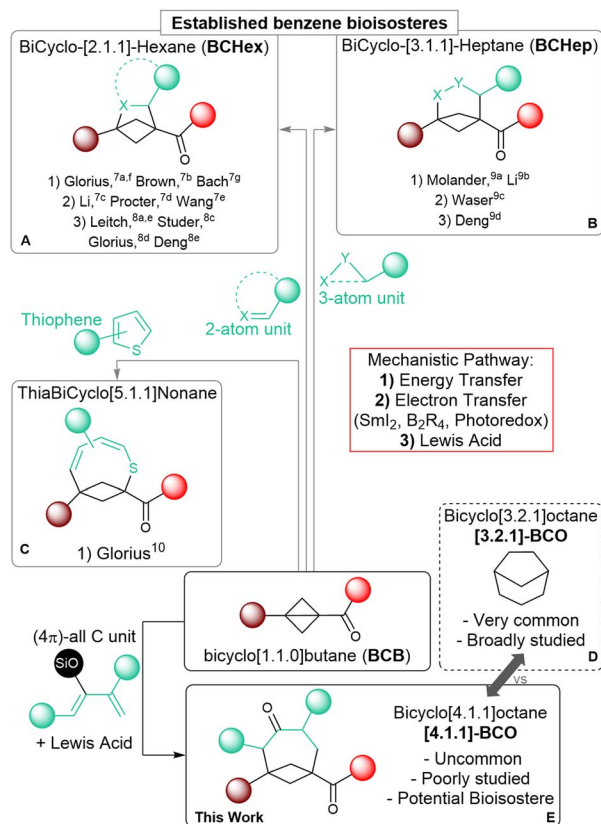
As a recent expansion, the annulation of BCBs with three-atom partners has been used to obtain bicyclo[3.1.1]heptanes (BCHeps) using the same three activation modes (Scheme 1B: Molander,^{9a} Li,^{9b} Waser,^{9c} Deng^{9d}). Cycloadditions of BCBs affording larger saturated bicycloalkanes have however remained unexplored so far, and only one example exists, in which this kind of transformation is employed to form unsaturated thiabicyclo[5.1.1]nonanes (Scheme 1C; Glorius).¹⁰

Medium sized carbocycles and their bridged variants are abundant among both natural and pharmacologically relevant compounds.¹¹ One example is bicyclo[3.2.1]octane ([3.2.1]-BCO), which represents a conformationally rigid analog of cycloheptane. This scaffold can be found in thousands of bioactive terpenoid derivatives, and extensive research has focused on its synthesis (Scheme 1D).¹² In comparison, bicyclo[4.1.1]octane (BCO) is rarer in nature,¹³ it has been much less studied, and the very few preparative methods that have been established so far are limited in scope and lack convergence.¹⁴ In a recent study, the group of Grygorenko showcased the

Laboratory of Catalysis and Organic Synthesis, Institute of Chemical Sciences and Engineering, Ecole Polytechnique Fédérale de Lausanne, 1015 Lausanne, Switzerland. E-mail: stefano.nicolai@epfl.ch; jerome.waser@epfl.ch

† Electronic supplementary information (ESI) available: Optimization details, experimental procedures, characterization data and NMR spectra of new compounds. Raw data for NMR, IR, MS and HPLC will be made freely available on the platform Zenodo. CCDC 2312246, 2333992 and 2356953. For ESI and crystallographic data in CIF or other electronic format see DOI: <https://doi.org/10.1039/d4sc02767a>

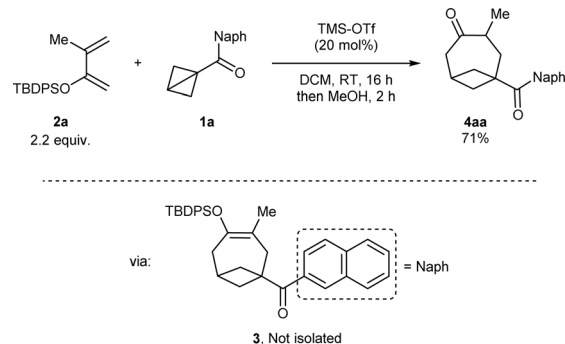




Scheme 1 Formal cycloadditions of BCB carbonyl derivatives for: (A) the synthesis of bicyclohexanes; (B) the synthesis of bicycloheptanes; (C) the synthesis of thiabicyclononanes; (D) common bicyclo-[3.2.1]-octane scaffold; (E) this work: the synthesis of all-carbon bicyclo-[4.1.1]-octanes ([4.1.1]-BCO).

improved lipophilicity of this unique motif and its potential function as an isosteric replacement for both aromatic and saturated monocyclic carbocycles.^{14c} Further investigations on BCO ring systems would be of great benefit in the perspective of their applications in medicinal chemistry. Nonetheless, progressing in this direction is hampered by the lack of efficient synthetic methods granting expedient access to these scaffolds.

The annulation of BCBs with four-carbon partners such as dienes appears as an attractive convergent strategy to access BCOs. Such a [4+2] annulation would correspond to an unusual (formal) Diels–Alder cycloaddition, in which the π electrons of the dienophile are not provided by a C=C double bond, but by the single C–C bond of BCBs, which is known to have a significant π character.^{6a,d} However, dienes can also act as two-carbon partners, leading to the competitive formation of BCHexs. This is especially true when a radical-based mechanism is involved. In previous reports, using weakly or non-polarized dienes under photochemical conditions resulted in the formation of the [2 + 2] BCHex products.¹⁵ On the other side, the only reported transformation giving access to medium-sized bicyclic scaffolds relied on a photo-induced dearomative expansion of thiophenes.¹⁰ Therefore, we wondered if Lewis acid catalysis might constitute a more viable alternative. Herein, we describe the synthesis of BCOs through the formal [4+2] cycloaddition of



Scheme 2 Discovery of the formal [4+2] cycloaddition of BCB ketone **1a** with dienol silyl ether **2a** to give BCO diketone **4aa** through intermediate enol **3**.

BCB ketones with dienol silyl ethers under Lewis acid catalysis through the successful implementation of this strategy (Scheme 1E). To the best of our knowledge, this is the first application of BCBs to synthesize medium-sized bridged all-carbon carbocycles, and a rare example of their use as dienophiles.¹⁶

Results and discussion

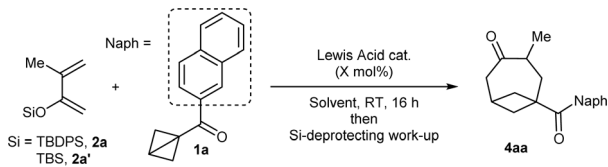
Reaction design and optimization

At the start of our studies, more stable naphthoyl BCB **1a** was selected as our model substrate and treated with an excess (2.2 mmol) of *tert*-butyl diphenylsilyl (TBDPS) dienol ether **2a** in DCM and in the presence of TMS-OTf (20 mol%, the catalyst reported by Studer for BCB activation^{8b}) at room temperature (Scheme 2). A check of the reaction after 16 hours showed the full conversion of **1a** and the formation of a less polar compound (later identified as silyl enol ether **3**). After methanol was added and the resulting mixture was stirred for 2 hours, we observed that **3** had been completely transformed into BCO ketone product **4aa**, which could be isolated in 71% yield.‡

Because the purification of the intermediate silyl enol ether was challenging, we focused directly on optimizing the formation of ketone **4aa**. As the complete conversion of **3** to **4aa** through the sole addition of MeOH was difficult to achieve, an excess of TMS-OTf was used. A screening of silyl protecting groups on the dienol ether using 20 mol% of TMS-OTf as catalyst showed that, compared to TBDPS (Table 1, entry 1) the smaller and less stable TBS (entry 2) and TIPS (entry 3) provided **4aa** in lower yield. Ga(OTf)₃ – the catalyst of choice in the annulation of BCB ketones with imines published by the group of Leitch^{8a} – led to an increased yield of over 80% (entry 4). Other Lewis acids furnished inferior results (see the ESI† for details). Reducing the catalyst loading to 10 mol% did not affect the efficiency of the reaction (entry 5). On the contrary, a smaller amount of the dienol ether (1.2 instead of 2.2 equivalents) afforded a significantly diminished yield (entry 6). Al(OTf)₃ was next investigated as a more sustainable alternative to Ga(OTf)₃.¹⁷ No diminution of yield occurred when the reaction was performed using 10 mol% Al(OTf)₃ (entry 7). Testing other solvents confirmed the superiority of DCM to other chlorinated (entry 8) and non-chlorinated ones (entry 9).§ In addition,



Table 1 Optimization of the [4+2] annulation of BCB ketone **1a** with dienol silyl ether **2a**^a



Entry	Si group	Lewis acid (X mol%)	Solvent	Yield ^b
1	TBDPS	TMS-OTf (20)	DCM	70%
2	TBS	TMS-OTf (20)	DCM	33%
3	TIPS	TMS-OTf (20)	DCM	52%
4	TBDPS	Ga(OTf) ₃ (20)	DCM	83%
5	TBDPS	Ga(OTf) ₃ (10)	DCM	81%
6 ^c	TBDPS	Ga(OTf) ₃ (10)	DCM	61%
7	TBDPS	Al(OTf) ₃ (10)	DCM	84%
8	TBDPS	Al(OTf) ₃ (10)	CHCl ₃	75%
9	TBDPS	Al(OTf) ₃ (10)	Et ₂ O	57%
10	TBDPS	Al(OTf) ₃ (5)	DCM	90%
11 ^{d,e}	TBDPS	Al(OTf) ₃ (5)	DCM	74%
12 ^{d,f}	TBDPS	Al(OTf) ₃ (5)	DCM	82%
13 ^{d,g}	TBDPS	Al(OTf) ₃ (5)	DCM	78%

^a Reaction conditions: 0.15 mmol BCB ketone **1a** (1.0 equiv.), 0.33 mmol silyl dienol ether **2a–a'** (2.2 equiv.), Lewis acid (X mol%), in 1.5 mL solvent (0.1 M) at RT, overnight; work-up: 1.5 mL MeOH, 0.10 mL TMS-OTf (6.0 mmol, 4.0 equiv.), at RT, 4 hours. ^b Isolated yield upon column chromatography. ^c With 0.36 mmol **2a** (1.2 equiv.). ^d 0.30 mmol BCB ketone **1a** (1.0 equiv.), 0.66 mmol silyl dienol ether **2a** (2.2 equiv.), Lewis acid (X mol%), in 3.0 mL solvent (0.1 M), at RT, 2 hours. ^e Upon removal of DCM: 0.75 mL TBAF (1.0 M in THF, 2.5 equiv.) in 3.0 mL THF, 0 °C to RT, 4 hours. ^f Work-up: addition of 3.0 mL MeOH, 0.20 mL TMS-OTf (12 mmol, 4.0 equiv.), at RT, 4 hours. ^g Work-up: addition of 2.6 mL MeOH, 0.40 mL HCl (3.0 M in MeOH, 4.0 equiv.), at RT, 2 hours.

further lowering the catalyst loading of Al(OTf)₃ to 5 mol% provided the product in even higher 90% yield (entry 10); this was not the case with Ga(OTf)₃ (see the ESI[†]). Finally, the influence of the silyl-deprotecting work-up after the formal cycloaddition step was investigated. To ensure reproducibility, the scale of the process was doubled to 0.30 mmol ketone **1a**. Treatment with TBAF upon solvent-switch to THF gave inferior results (entry 11) compared to the protocol involving the addition of TMS-OTf and MeOH (entry 12), which was therefore adopted as our optimal procedure. Changing TMS-OTf to methanolic HCl provided **4aa** in a comparable yield (entry 13), and can be thus considered as a more cost-effective alternative.

Applicability of the reaction

With an optimized protocol in hand, we then assessed the generality of our method (Scheme 3). We started by considering variations of the BCB ketone substrates. Aryl-substituted BCB ketones were initially studied (Scheme 3A). A further five-fold scale-up of the reaction to 1.5 mmol of **2a** produced **4aa** in 80% yield, demonstrating the excellent reproducibility of the procedure. Phenyl ketone **1b** afforded BCO **4ba** in 84% yield. An

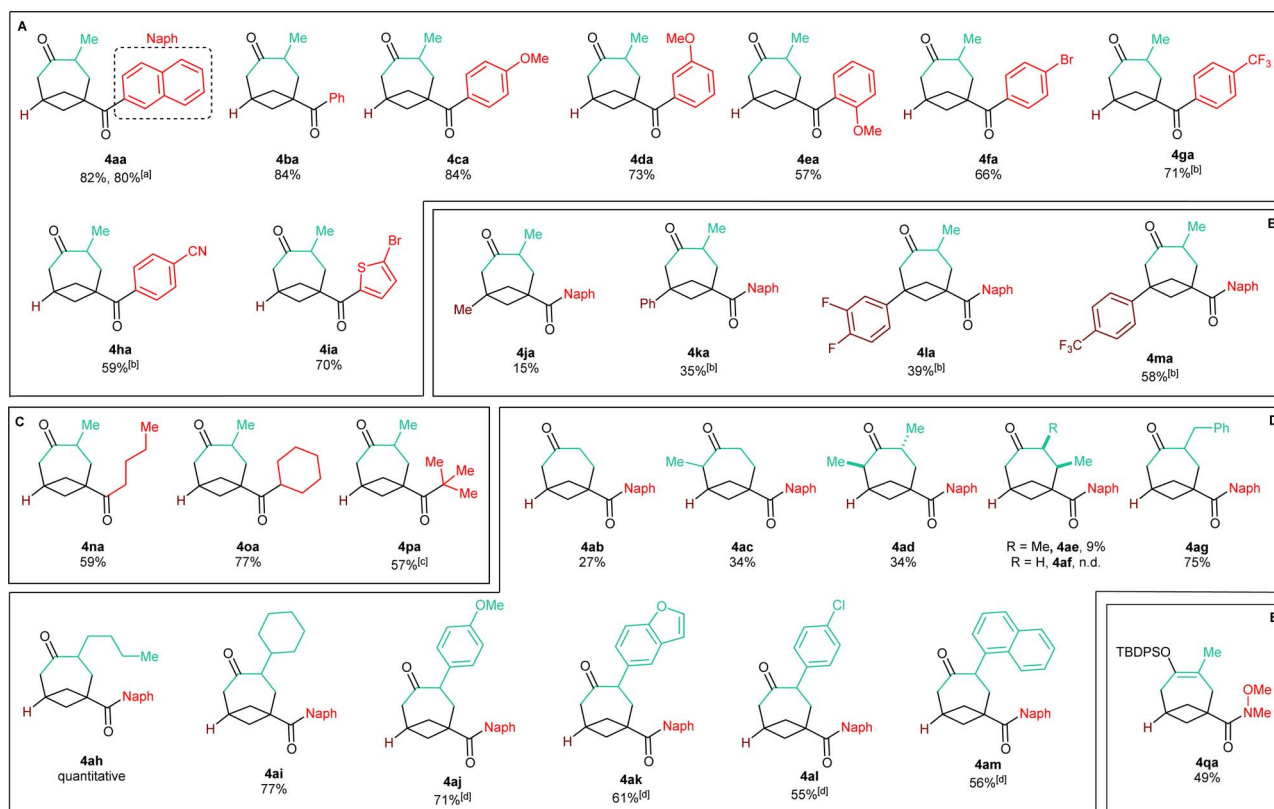
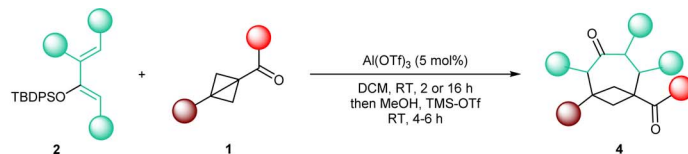
electron-donating methoxy substituent on the aromatic ring was also tolerated in both the *para* (**4ca**, 84% yield) and the *meta* (**4da**, 73% yield) positions. With an *ortho* OMe group, BCO **4ea** was isolated in 57% yield.

Electron-withdrawing substituents were also compatible, albeit longer reaction times were necessary: substrates having a bromine atom, a trifluoromethyl, or a nitrile in the *para* position of the aryl group gave BCO derivatives **4g–4ia** in 60–70% yield. Thiophene-containing BCB **1i** gave **4ia** in 70% yield. Then, BCBs with substituents on the bridgehead of the bicycle were examined (Scheme 3B). A methyl was poorly tolerated as product **4ja** was obtained in only 15% yield. BCB **1k**, containing a phenyl at the bridgehead carbon, was converted into **4ka** in 35% yield. In the presence of more electron-poor 3,4-difluorophenyl and 4-trifluoromethyl phenyl groups, products **4la** and **4am** were generated in 39% and 58% yields. Finally, alkyl BCB ketones were also good starting materials (Scheme 3C): a primary ⁿbutyl, a secondary and cyclic cyclohexyl, and a tertiary ^tbutyl groups on the carbonyl of the substrate were all tolerated, furnishing aliphatic BCO **4na**, **4oa** and **4pa** in 59%, 77% and 57% yields, respectively. X-ray diffraction of **4pa** gave a confirmation of the caged bicyclic framework of the synthesized BCO derivatives.¶ Fig. 1 displays the ORTEP models of **4pa** and of the other BCOs that could successfully be submitted to crystallographic analysis (*v. infra*). The values of the geometrical parameters r , θ , φ_1 , φ_2 associated with the corresponding exit vectors are provided as well. As noted by Grygorenko and co-workers,^{14c} all the values fit in the β region of the exit vector plot and therefore can be considered as good mimics of *meta*-substituted benzenes and *cis*-1,3-disubstituted cyclohexane derivatives, assuming that substitution of the hydrogen at the ring junction would not change the bond angles dramatically.||

We then turned our interest towards varying the TBDPS dienol ether in the reaction with **1a** (Scheme 3D). Unsubstituted **2b** and 1-methyl substituted **2c** both gave corresponding BCO derivatives, **4ab** and **4ac**, in modest yields (27% and 34%). Diene **2d** – containing methyl groups in both C1 and C3 – also gave a moderate yield but – interestingly – product **4ad** was formed as a single *trans* diastereoisomer, as determined by X-ray diffraction (Fig. 1).** Analogously, only one diastereoisomer was obtained starting from dienol silyl ether **2e**, with vicinal Me in C3 and C4. Crystallographic analysis allowed us to establish that product **4ae** was assembled with a *cis* relative configuration (Fig. 1).†† It should be remarked, however, that the presence of an alkyl group in C4 led to a dramatic diminution of yield, as **4ae** was isolated in only 9% yield and non-cyclic addition products were instead dominant (*v. infra*). Without a substituent in C3, the desired BCO **4af** was not detected, and only a mixture of non-annulated cyclobutane derivatives was observed instead.

With one substituent in the C3 position, the reaction worked consistently well with different substituents. Alkyl groups were all tolerated: benzyl-containing BCO **4ag** was synthesized in high 75% yield, whereas **4ah** and **4ai** – with ⁿbutyl and cyclohexyl groups – were delivered quantitatively and in 77% yield. With aryl C3-substituted dienes, readjusting the procedure was necessary: a slightly decrease in the amount of the dienol ether





Scheme 3 Scope of the reaction. Products obtained with: (A) diverse aryl BCB ketones **1a–1l**; (B) BCB ketones bearing a substituent at the bridgehead position **1j–1m**; (C) diverse alkyl BCB ketones **1n–1p**; (D) diversely substituted TBDPS dienol ethers **2a–2l**; (E) BCB Weinreb amide **1q**. General conditions: 0.30 mmol (1.0 equiv.) BCB Ketone **1**, 0.66 mmol (2.2 equiv.) TBDPS dienol ether **2**, 5 mol% $\text{Al}(\text{OTf})_3$, 3.0 mL DCM (0.1 M), RT, 2 hours; then: 3.0 mL MeOH, 12 mmol TMS-OTf (4.0 equiv.), RT, 4–6 hours. ^aPerformed on a 1.5 mmol scale. ^bThe reaction was run overnight. ^cAverage yield over two reiterations. ^dWith 0.60 mmol (2.0 equiv.) TBDPS dienol ether **2**, overnight; for the quench 1.2 mmol TMS-OTf (8.0 equiv.) were used.

to 2.0 equivalents was possible, but a longer reaction time was needed, together with a larger excess of TMS-OTf during the silyl-deprotecting work-up. With diene **2j** bearing an electron-rich *p*-anisyl group in C3, **4aj** was formed in 71% yield. Heterocyclic diene **2k** gave benzofuran-substituted BCO **4ak** in 61% yield. Slightly lower yields were obtained with dienol silyl ethers bearing less electron-donating aryl substituents: **4al** and **4am** were accessed in 55% and 56% yields.

As a last example, Weinreb amide **1q** was also examined as a non-ketone substrate (Scheme 3E). Compared to the previously studied BCB ketones, **1q** reacted more slowly, requiring a reaction time of 48 hours in order to achieve full conversion. Enol silyl ether cycloadduct **4qa** could be isolated in 49% yield in satisfactory purity directly after the annulation step. This is particularly convenient because the further functionalization of the amide group might be envisaged while the endocyclic ketone carbonyl remains protected in its enol form.

Speculative mechanism

We did not perform any in-depth mechanistic study. Based on the analogy with previously described Lewis acid-catalyzed annulative transformations of carbonyl BCB substrates,^{9f} it appears nonetheless plausible that, upon coordination to the catalyst, the resulting activated intermediate **A** would undergo nucleophilic attack of the enol moiety of the diene at the bridgehead position (Scheme 4). After this initial C–C bond-forming step, the resulting intermediate **B** would cyclize by conjugate intramolecular addition of the enolate onto the enone to give silyl enol ether **3**. The sensitivity of the reaction to the substitution at the C4 position of the diene would be in agreement with this mechanistic speculation, as steric hindrance would slow down this second step of the annulation process. In fact, enone **4ae'**, putatively generated upon protolysis of intermediate **B**, was isolated as the major product in the annulation of **1a** with diene **4e**.



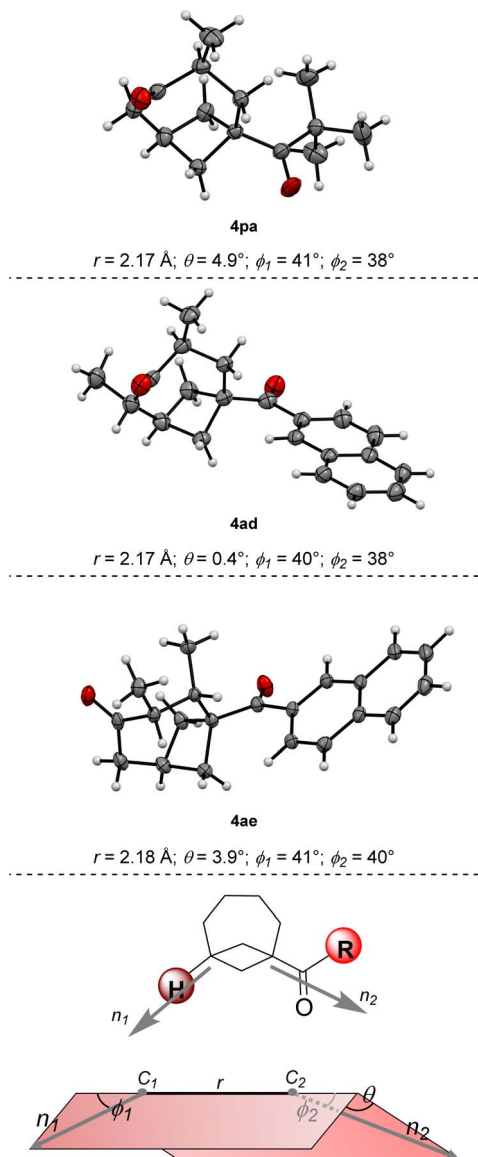
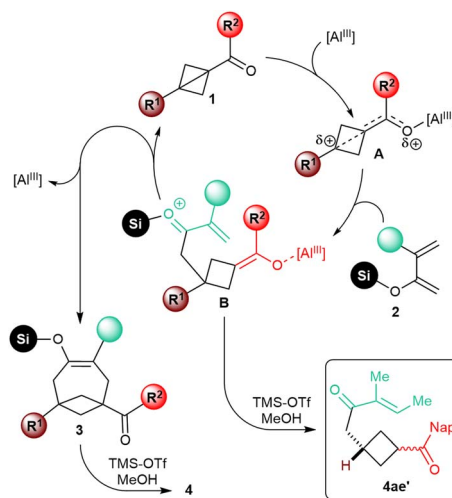


Fig. 1 X-Ray diffraction of BCO derivatives **4pa**, **4ad** and **4ae** and corresponding values of the geometrical parameters associated with exit vectors n_1 and n_2 ; geometrical definition of exit vectors and associated parameters.

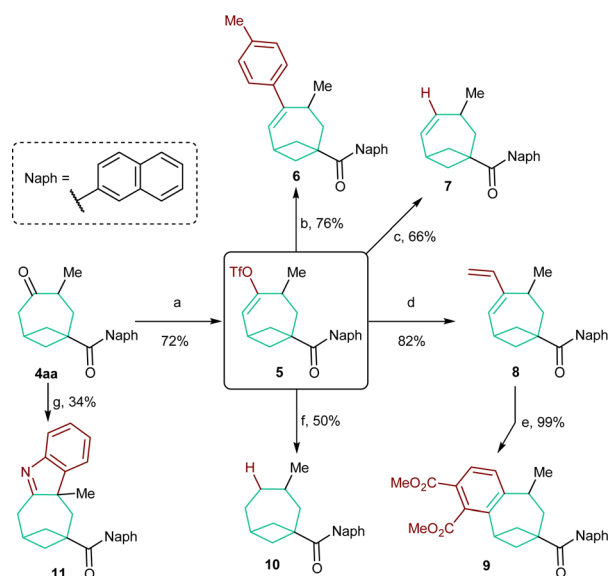
Product modifications

In order to evaluate the synthetic versatility and utility of the obtained BCO diketones, their modifications were then investigated (Scheme 5). We focused on BCO **4aa**, containing a naphthyl group on the carbonyl function. In this case, chemoselective functionalization is facilitated as only the carbonyl group on the bicyclooctane scaffold is enolizable. Accordingly, **4aa** was smoothly converted into enol triflate **5** in 72% yield under kinetically controlled conditions.¹⁸ This compound was the starting material for a series of subsequent transformations. Styrene **6** and alkene **7** were both accessed in good yields through a Suzuki cross-coupling reaction¹⁹ and, respectively, a Pd⁰-catalyzed reduction with Bu₃SnH.²⁰ A Stille coupling



Scheme 4 Speculative mechanism of the Lewis acid-catalyzed [4+2] annulation of carbonyl BCOs **1** with diene silyl ethers **2**.

allowed the synthesis of diene **8**.²¹ Refluxing the latter with DMAD followed by oxidation with DDQ permitted benzene-fused product **9** to be forged quantitatively. The completely reduced, saturated skeleton of bicycle[4.1.1]octane could be accessed by catalytic hydrogenation of **10** in the presence of Li₂CO₃.²² Unfortunately, a yield higher than 50% could not be obtained because of its sensitivity to overreduction. Finally, an interrupted Fischer indole synthesis performed on **4aa** provided tetraheterocycle **11**,²³ which represents a further example of a derivative directly obtainable from BCO cycloadducts.



Scheme 5 Modifications of BCO product **4aa**. Reaction conditions: (a) KHMDS, PhNTf₂, THF, -78 °C. (b) Pd(dppf)Cl₂ (6 mol%), K₃PO₄, *p*-TolB(OH)₂, THF, 65 °C. (c) Pd(PPh₃)₄ (2 mol%), LiCl, Bu₃SnH, THF, RT. (d) Pd(PPh₃)₄ (2.5 mol%), LiCl, Bu₃SnCH=CH₂, THF, 65 °C. (e) DMAD, PhCH₃ 120 °C then DDQ, 120 °C. (f) H₂ (1 atm), Pd/C (5 mol%), Li₂CO₃, EtOAc, RT. (g) PhNHNH₂, HCl, MeOH, 90 °C (MW).



Conclusions

In summary, the first formal [4+2] cycloaddition of BCB ketones with dienol silyl ethers has been disclosed. The reaction occurred under mild conditions, using commercially available $\text{Al}(\text{OTf})_3$ as a Lewis acid catalyst, and represents a convenient modular method for the synthesis of uncommon bicyclo[4.1.1]octane carbocycles. The latter could be generally obtained in good to very good yields, with a wide tolerance of substituents on both the substrate and the diene, including alkyl as well as electron-rich and -poor aryl groups. The obtained products were available for an array of further transformations, giving access to BCO derivatives with different fractions of Csp^3 . As the importance of bicyclo[4.1.1]octanes has started emerging in the search for new bridged cycloalkanes with bioisosteric properties, we believe that our protocol for the expedient preparation of these intriguing frameworks will contribute to facilitating and accelerating research on them.

Data availability

Experimental procedures, characterization data and scan of NMR spectra. Crystallographic data are available at CCDC (see notes †, ††, and †††). Raw data for compound characterization, including NMR, IR and MS are available at <https://zenodo.org/https://doi.org/10.5281/zenodo.11264090>.

Author contributions

SN and JW conceived the project, SN run the experiments, SN and JW wrote the manuscript.

Conflicts of interest

There are no conflicts to declare.

Acknowledgements

We thank EPFL for financial support. We thank Dr R. Scopelliti and Dr F. Fadaei Tirani from ISIC at EPFL for X-ray analysis. We are grateful to Dr Tobias Milzarek, Mr Tin V. T. Nguyen and Mr Vladyslav Smyrnov for fruitful discussions. We thank Mr Alexandre Schöpfer for his help in calculating the geometrical r , θ , φ_1 , φ_2 of compounds **4pa**, **4ad** and **4ae**.

Notes and references

‡ During the optimization, in some cases, isolation of **3** was possible up to ca. 90%. See the ESI for details.

§ 1,2-Dichloroethane (DCE) was however found to be as good a solvent as DCM (see the ESI).

¶ Deposition number for **4oa**: 2312246; contains the supplementary crystallographic data for this paper. These data are provided free of charge by the joint Cambridge Crystallographic Data Centre and Fachinformationszentrum Karlsruhe Access Structures service <https://www.ccdc.cam.ac.uk/structures>.

|| The calculation of these values was performed as follows: cif files were converted to xyz files with the Cell2Mol online tool <https://cell2mol.materialscloud.io/>, doi: <https://doi.org/10.1038/s41524-022-00874-9>. Angles were measured with GaussView 6.0.16. <https://gaussian.com/citation/>, GaussView, Version 6,

Dennington, Roy; Keith, Todd A.; Millam, John M. Semichem Inc., Shawnee Mission, KS, 2016.

** Deposition number for **4ad**: 2333992; contains the supplementary crystallographic data for this paper. These data are provided free of charge by the joint Cambridge Crystallographic Data Centre and Fachinformationszentrum Karlsruhe Access Structures service <https://www.ccdc.cam.ac.uk/structures>.

†† Deposition number for **4ae**: 2356953; contains the supplementary crystallographic data for this paper. These data are provided free of charge by the joint Cambridge Crystallographic Data Centre and Fachinformationszentrum Karlsruhe Access Structures service <https://www.ccdc.cam.ac.uk/structures>.

- For selected reviews and perspectives, see: (a) F. Lovering, J. Bikker and C. Humblet, *J. Med. Chem.*, 2009, **52**, 6752; (b) F. Lovering, *Medchemcomm*, 2013, **4**, 515; (c) P. K. Mykhailiuk, *Org. Biomol. Chem.*, 2019, **17**, 2839; (d) W. Wei, S. Cherukupalli, L. Jing, X. Liu and P. Zhan, *Drug Discovery Today*, 2020, **25**, 1839; (e) M. A. M. Subbaiah and N. A. Meanwell, *J. Med. Chem.*, 2021, **64**, 14046; (f) O. O. Grygorenko, D. M. Volochnyuk and B. V. Vashchenko, *Eur. J. Org. Chem.*, 2021, 6478.
- (a) Z. Fang, Y. Song, P. Zhan, Q. Zhang and X. Liu, *Future Med. Chem.*, 2014, **6**, 885; (b) E. K. Davison and M. A. Brimble, *Curr. Opin. Chem. Biol.*, 2019, **52**, 1; (c) O. O. Grygorenko, D. M. Volochnyuk, S. V. Ryabukhin and D. B. Judd, *Chem.-Eur. J.*, 2020, **26**, 1196.
- (a) N. A. Meanwell, *J. Med. Chem.*, 2011, **54**, 2529; (b) N. A. Meanwell, *Chem. Res. Toxicol.*, 2016, **29**, 564; (c) O. O. Grygorenko, P. Babenko, D. M. Volochnyuk, O. Raievskiy and I. V. Komarov, *RSC Adv.*, 2016, **6**, 17595; (d) Y. P. Auberson, C. Brocklehurst, M. Furegati, T. C. Fessard, G. Koch, A. Decker, L. La Vecchia and E. Briard, *ChemMedChem*, 2017, **12**, 590.
- For a few, selected examples, see: (a) G. A. Molander and J. A. McKie, *J. Org. Chem.*, 1991, **56**, 4112; (b) K. Takao, H. Kai, A. Yamada, Y. Fukushima, D. Komatsu, A. Ogura and K. Yoshida, *Angew. Chem., Int. Ed.*, 2019, **58**, 9851; (c) A. Denisenko, P. Garbuz, S. V. Shishkina, N. M. Voloshchuk and P. K. Mykhailiuk, *Angew. Chem., Int. Ed.*, 2020, **59**, 20515; (d) N. Frank, J. Nugent, B. R. Shire, H. D. Pickford, P. Rabe, A. J. Sterling, T. Zarganes-Tzitzikas, T. Grimes, A. L. Thompson, R. C. Smith, *et al.*, *Nature*, 2022, **611**, 721.
- For selected reviews, see: (a) H.-U. Reissig and R. Zimmer, *Chem. Rev.*, 2003, **103**, 1151; (b) M. A. Cavitt, L. H. Phun and S. France, *Chem. Soc. Rev.*, 2014, **43**, 804; (c) F. Schneider, J. Kaschel and D. B. Werz, *Angew. Chem., Int. Ed.*, 2014, **53**, 5504; *Angew. Chem.*, 2014, **126**, 5608; (d) V. Pirenne, B. Muriel and J. Waser, *Chem. Rev.*, 2021, **121**, 227.
- (a) M. D. Newton and J. M. Schulman, *J. Am. Chem. Soc.*, 1972, **94**, 767; (b) A. Fawcett, *Pure Appl. Chem.*, 2020, **92**, 751; (c) J. Turkowska, J. Durka and D. Gryko, *Chem. Commun.*, 2020, **56**, 5718; (d) C. B. Kelly, J. A. Milligan, L. J. Tilley and T. M. Sodano, *Chem. Sci.*, 2022, **13**, 11721; (e) M. Golfmann and J. C. L. Walker, *Commun. Chem.*, 2023, **6**, 9; (f) P. Bellotti and F. Glorius, *J. Am. Chem. Soc.*, 2023, **145**, 20716; (g) S. J. Sujansky and X. Ma, *Asian J. Org. Chem.*, 2024, e202400045.



- 7 (a) R. Kleinmans, T. Pinkert, S. Dutta, T. O. Paulisch, H. Keum, C. G. Daniliuc and F. Glorius, *Nature*, 2022, **605**, 477; (b) R. Guo, Y.-C. Chang, L. Herter, C. Salome, S. E. Braley, T. C. Fessard and M. K. Brown, *J. Am. Chem. Soc.*, 2022, **144**, 7988; (c) M. Xu, Z. Wang, Z. Sun, Y. Ouyang, Z. Ding, T. Yu, L. Xu and P. Li, *Angew. Chem., Int. Ed.*, 2022, **61**, e202214507; (d) S. Agasti, F. Beltran, E. Pye, N. Kaltsoyannis, G. E. M. Crisenza and D. J. Procter, *Nat. Chem.*, 2023, **15**, 535; (e) Y. Liu, S. Lin, Y. Li, J.-H. Xue, Q. Li and H. Wang, *ACS Catal.*, 2023, **13**, 5096; (f) S. Dutta, D. Lee, K. Ozols, C. G. Daniliuc, R. Shintani and F. Glorius, *J. Am. Chem. Soc.*, 2024, **146**, 2789; (g) M. de Robichon, T. Kratz, F. Beyer, J. Zuber, C. Merten and T. Bach, *J. Am. Chem. Soc.*, 2023, **145**, 24466.
- 8 (a) K. Dhake, K. J. Woelk, J. Becica, A. Un, S. E. Jenny and D. C. Leitch, *Angew. Chem., Int. Ed.*, 2022, **61**, e202204719; (b) N. Radhoff, C. G. Daniliuc and A. Studer, *Angew. Chem., Int. Ed.*, 2023, **62**, e202304771; (c) Y. Liang, F. Paulus, C. G. Daniliuc and F. Glorius, *Angew. Chem., Int. Ed.*, 2023, **62**, e202305043; (d) D. Ni, S. Hu, X. Tan, Y. Yu, Z. Li and L. Deng, *Angew. Chem., Int. Ed.*, 2023, **62**, e202308606; (e) K. J. Woelk, K. Dhake, N. D. Schley and D. C. Leitch, *Chem. Commun.*, 2023, **59**, 13847.
- 9 (a) Y. Zheng, W. Huang, R. K. Dhungana, A. Granados, S. Keess, M. Makvandi and G. A. Molander, *J. Am. Chem. Soc.*, 2022, **144**, 23685; (b) T. Yu, J. Yang, Z. Wang, Z. Ding, M. Xu, J. Wen, L. Xu and P. Li, *J. Am. Chem. Soc.*, 2023, **145**, 4304; (c) T. V. T. Nguyen, A. Bossonnet, M. D. Wodrich and J. Waser, *J. Am. Chem. Soc.*, 2023, **145**, 25411; (d) J. Zhang, J.-Y. Su, H. Zheng, H. Li and W.-P. Deng, *Angew. Chem., Int. Ed.*, 2024, **63**, e2023184.
- 10 H. Wang, H. Shao, A. Das, S. Dutta, H. T. Chan, C. Daniliuc, K. N. Houk and F. Glorius, *Science*, 2023, **381**, 75.
- 11 T. K. Devon and A. I. Scott, *Handbook of Naturally Occurring Compounds*, Academic Press, New York, 1972, Vol. 2.
- 12 For selected reviews, see: (a) M.-H. Filippini and J. Rodriguez, *Chem. Rev.*, 1999, **99**, 27; (b) M. Pesset, Y. Coquerel and J. Rodriguez, *Chem. Rev.*, 2013, **113**, 525; (c) K. Gao, J. Hu and H. Ding, *Acc. Chem. Res.*, 2021, **54**, 875.
- 13 (a) R. Gleiter, P. Bischof, W. E. Volz and L. A. Paquette, *J. Am. Chem. Soc.*, 1977, **99**, 8; (b) L. U. Roman, R. E. Del Rio, J. D. Hernandez, C. M. Cerda, D. Cervantes, R. Castaneda and P. Joseph-Nathan, *J. Org. Chem.*, 1985, **50**, 3965; (c) N. Zhao, S. Yin, S. Xie, H. Yan, P. Ren, G. Chen, F. Chen and J. Xu, *Angew. Chem., Int. Ed.*, 2018, **57**, 3386.
- 14 (a) P. M. Warner, B.-L. Chen and E. Wada, *J. Org. Chem.*, 1981, **46**, 4795; (b) W. Xia, J. R. Scheffer, M. Botoshansky and M. Kaftory, *Org. Lett.*, 2005, **7**, 1315; (c) V. V. Semeno, V. O. Vasylenko, I. M. Fesun, L. Y. Ruzhylo, M. O. Kipriianov, K. P. Melnykov, A. Skreminskyi, R. Iminov, P. Mykhailiuk, B. V. Vashchenko and O. O. Grygorenko, *Chem.-Eur. J.*, 2023, **30**, e202303859.
- 15 H. Yan, Y. Liu, X. Feng and L. Shi, *Org. Lett.*, 2023, **25**, 8116.
- 16 (a) A preprint of our work has been posted on ChemRxiv on March 5, 2024: S. Nicolai and J. Waser, *ChemRxiv*, preprint, 2024, DOI: [10.26434/chemrxiv-2024-g315t](https://doi.org/10.26434/chemrxiv-2024-g315t); (b) A second preprint was posted on April 16, 2024: S. Nicolai and J. Waser, *ChemRxiv*, preprint, 2024, DOI: [10.26434/chemrxiv-2024-g315t-v2](https://doi.org/10.26434/chemrxiv-2024-g315t-v2); (c) On April 4, 2024, Deng and co-workers posted a preprint which described the synthesis of BCO derivatives through a similar reaction using Yb(OTf)₃ as the Lewis acid catalyst: S. Hu, Y. Pan, D. Ni and L. Deng, *ChemRxiv*, preprint, 2024, DOI: [10.26434/chemrxiv-2024-486kr](https://doi.org/10.26434/chemrxiv-2024-486kr).
- 17 J. M. Parr and M. R. Crimmin, *Chem. Sci.*, 2023, **14**, 11012.
- 18 X. Yang, D. Wu, Z. Lu, H. Sun and A. Li, *Org. Biomol. Chem.*, 2016, **14**, 5591.
- 19 Y. Liu, S. Battaglioli, L. Lombardi, A. Menichetti, G. Valenti, M. Montalti and M. Bandini, *Org. Lett.*, 2021, **23**, 4441.
- 20 P. A. Wender, M. K. Hilinski, N. Soldermann and S. L. Mooberry, *Org. Lett.*, 2006, **8**, 1507.
- 21 W. J. Scott and J. K. Stille, *J. Am. Chem. Soc.*, 1986, **108**, 3033.
- 22 D. L. Comins and R. S. Al-awar, *J. Org. Chem.*, 1995, **60**, 711.
- 23 D. L. Hughes, *Org. Prep. Proced. Int.*, 1993, **25**, 607.

