

Cite this: *Chem. Sci.*, 2024, 15, 2684

All publication charges for this article have been paid for by the Royal Society of Chemistry

Received 3rd December 2023
Accepted 7th January 2024

DOI: 10.1039/d3sc06469g

rsc.li/chemical-science

Hybrid and composite materials of organic crystals

 Xuesong Yang,^a Marieh B. Al-Handawi,^b Liang Li,^{bc} Panče Naumov^{id}*^{bdef} and Hongyu Zhang^{id}*^a

Organic molecular crystals have historically been viewed as delicate and fragile materials. However, recent studies have revealed that many organic crystals, especially those with high aspect ratios, can display significant flexibility, elasticity, and shape adaptability. The discovery of mechanical compliance in organic crystals has recently enabled their integration with responsive polymers and other components to create novel hybrid and composite materials. These hybrids exhibit unique structure–property relationships and synergistic effects that not only combine, but occasionally also enhance the advantages of the constituent crystals and polymers. Such organic crystal composites rapidly emerge as a promising new class of materials for diverse applications in optics, electronics, sensing, soft robotics, and beyond. While specific, mostly practical challenges remain regarding scalability and manufacturability, being endowed with both structurally ordered and disordered components, the crystal–polymer composite materials set a hitherto unexplored yet very promising platform for the next-generation adaptive devices. This Perspective provides an in-depth analysis of the state-of-the-art in design strategies, dynamic properties and applications of hybrid and composite materials centered on organic crystals. It addresses the current challenges and provides a future outlook on this emerging class of multifunctional, stimuli-responsive, and mechanically robust class of materials.

^aState Key Laboratory of Supramolecular Structure and Materials, College of Chemistry, Jilin University, Changchun 130012, P. R. China. E-mail: hongyuzhang@jlu.edu.cn

^bSmart Materials Lab, New York University Abu Dhabi, PO Box 129188, Abu Dhabi, UAE. E-mail: pance.naumov@nyu.edu

^cDepartment of Sciences and Engineering, Sorbonne University Abu Dhabi, PO Box 38044, Abu Dhabi, UAE

^dCenter for Smart Engineering Materials, New York University Abu Dhabi, PO Box 129188, Abu Dhabi, UAE

^eResearch Center for Environment and Materials, Macedonian Academy of Sciences and Arts, Bul. Krste Misirkov 2, MK-1000 Skopje, Macedonia

^fMolecular Design Institute, Department of Chemistry, New York University, 100 Washington Square East, New York, NY 10003, USA



Xuesong Yang

Mr Xuesong Yang received his BS degree in chemistry from Chongqing Normal University in 2016. Currently, he is a PhD student at Jilin University under the supervision of Prof. Dr Hongyu Zhang. His research interests focus on the optical and mechanical properties of organic crystals and the application of organic crystalline materials in combination with polymers.



Marieh B. Al-Handawi

Marieh B. Al-Handawi earned her PhD in chemistry from New York University's Graduate School of Arts and Science in 2022. She is currently working as a Post-Doctoral Associate in the Naumov's Smart Materials Lab at New York University Abu Dhabi, where she is involved in various interdisciplinary projects related to the design, fabrication, and characterization of materials. Her main research interest is focused on

the intersection between material science and biology, where she investigates natural phenomena with possible applications to materials science, such as biomineralization, water harvesting technologies and bioluminescence, and applies the underlying principles to bioinspired artificial materials.



1. Introduction

Organic molecular crystals, composed of discrete molecules arranged in periodic, symmetrical structures, have been traditionally viewed as fragile materials that are unsuitable for applications requiring mechanical stability.^{1–3} However, recent studies have challenged this notion by uncovering remarkable dynamic properties of certain organic crystals, including elasticity, plasticity, stimuli-responsiveness, and even stress-induced luminescence.^{4–7} Unlike conventional brittle molecular solids, these dynamic and, oftentimes, mechanically compliant organic crystals can undergo reversible mechanical deformations such as bending, twisting, and coiling, oftentimes without significant loss of their crystallinity.^{8,9} The realization that mechanical flexibility and stimuli-induced adaptability emerge from (relatively weak) intermolecular interactions could have profound implications for

their versatility and scope of applications.^{10,11} The ability of these dynamic organic crystals to change shape responsively makes them attractive as components in designing soft, deformable hybrid materials.^{12–14} When coupled with some intrinsic properties like low density, optical transparency, and diverse electronic properties, the newly uncovered mechanical compliance of organic crystals offers a tremendous yet at present, underexplored potential for next-generation smart, stimuli-responsive materials.^{15,16} Overcoming the challenges related to their small crystal size, slow responsiveness, and poor processability may be critical to be able to harness their potential for direct applications.^{17,18} In response to this challenge, researchers have initiated endeavors aimed at synthesizing hybrid materials possessing photoresponsive attributes. This involves the amalgamation of photomechanical organic nanocrystals with both polymers and inorganic substances. Optical regulators based on molecular crystals exhibit immense promise, particularly in domains like artificial musculature and the realm of soft robotics.^{19–24} Building upon prior research, endeavors have been pursued to broaden the array of responsive characteristics and application scopes of organic crystals. This has motivated ample efforts aimed at integrating mechanically dynamic organic crystals with polymers, metals, two-dimensional (2D) materials, and other components into multifunctional composites that have synergistically enhanced materials properties.^{25,26} Aimed to capitalize on the unique properties of organic crystals, while mitigating their limitations, the current efforts are geared towards exploring the structure-dynamic functions of these hybrid materials that are unavailable with the individual constituents. Based on some early successes, it is concluded that the organic crystal-based composite platform holds enormous promise as the foundational architecture for future technologies ranging from soft robotics, to sensors, to flexible electronics, and beyond.^{12,25,27} Realizing this vision demands a deeper understanding of the relationships between the structure and the dynamics that determines the macroscale behaviour of hybrid organic crystals. This Perspective summarizes the recent advances



Liang Li

Prof. Liang Li is a researcher specializing in solid states physics, quantum technology, smart materials, and research instrumentation. He holds a PhD in Physics from Bayreuth University, Germany, and has held key research and teaching roles at institutions including King Abdullah University of Science and Technology (KAUST), New York University Abu Dhabi (NYUAD), and Sorbonne University Abu Dhabi (SUAD). Prof.

Liang Li is the founding member and currently serves as the national secretary of the Emirates Crystallography Society (ECS). With over 60 research papers to his name and H-index of 25, he has made substantial contributions to his field.



Panče Naumov

Panče Naumov is a tenured professor at New York University Abu Dhabi, with a cross-appointment at NYU's Molecular Design Institute, and a director of the Center for Smart Engineering Materials. He is a native of Macedonia, where he got a BSc degree from Ss. Cyril and Methodius University. After acquiring his PhD in chemistry and materials science from the Tokyo Institute of Technology in 2004, Dr Nau-

mov continued his research at the National Institute for Materials Science, Osaka University and Kyoto University. The research in his group is related to materials science, focusing on smart materials, crystallography, bioluminescence, and petroleomics.



Hongyu Zhang

Prof. Dr Hongyu Zhang received the PhD in 2006 at Jilin University, majoring in organic chemistry. He joined Prof. Shigehiro Yamaguchi's group at Nagoya University as a JSPS Post-doctoral Fellow (2006–2008). In 2008, he joined the faculty of Jilin University as an associate professor of chemistry and promoted to full professor in 2014. His main research interests focus on the design and synthesis of organic functional

materials and their applications in optoelectronics. He has received a number of awards and honors, including the NSFC outstanding Young Scholar Award (2017) and CCS Lectureship Award for Creative Young Supramolecular Chemists (2020).



in the burgeoning research direction of organic crystal hybrid and composite materials. It discusses the innovative materials design strategies, their unique multifunctional properties, and the recent efforts to deploy these composites to diverse application spaces. The outlook and current challenges for further development of organic crystal hybrids are also presented. This timely overview matches the transition from fundamental discoveries of these materials to their prototypical testing in materials engineering and technological applications.

2. Evolution of organic crystals: from fragility to flexibility

2.1 Fundamentals of organic molecular crystals

Organic molecular crystals comprise discrete molecules held together by non-covalent intermolecular interactions such as hydrogen bonding, π - π stacking, van der Waals interactions, and dipolar and quadrupolar forces.^{28,29} The crystalline lattice exhibits long-range translational and orientational order, giving rise to anisotropic physical properties.³⁰ Small-molecule crystals represent the most widely studied category, with constituents that include aromatic hydrocarbons, heterocycles, π -conjugated architectures, and pharmaceutical compounds.³¹ While traditionally perceived as fragile materials, certain organic molecular crystals are now known to exhibit remarkable latent mechanical compliance and adaptability to external stimuli.³²⁻³⁷

2.2 Fragility versus latent dynamic properties

Since the earliest studies on crystalline organic compounds, organic crystals have been predominantly perceived as delicate, fragile solids.^{38,39} The purported mechanical fragility arises from the weak intermolecular forces, such as van der Waals, π - π and CH- π interactions, that act between the isolated molecular entities and hold together the discrete molecular components within the crystal lattice.^{2,28} In single crystals, these weak non-covalent interactions are oriented anisotropically in one, two, or three dimensions (1D, 2D or 3D), thereby turning certain crystallographic directions weaker compared to inorganic crystalline solids like metals.⁴⁰ Consequently, organic molecular crystals were deemed mechanically rather unstable and prone to fracture when subjected to stresses.⁴¹ However, over the past decade, pioneering studies have overturned this notion for certain classes of organic crystals by uncovering their remarkable mechanical and dynamic properties, including elasticity, plasticity, stimuli-responsiveness and “mechanofluorochromic” luminescence.⁴²⁻⁴⁴ The perception of organic crystals as intrinsically fragile materials has been transformed drastically, and this has motivated attempts to explain these exotic properties by analysis of their crystal structures (Fig. 1).^{11-13,45-57}

2.3 Milestones in establishing the organic crystals' compliance

Although elastic crystals have been reported before,⁵⁸⁻⁶³ one of the notable reports of mechanical compliance of organic crystals was that of Reddy *et al.* in 2012 who showed that the molecular crystal structure of caffeine cocrystal can be

elastically bent and unbent (Fig. 2a).⁴⁶ Building on this finding, Hayashi *et al.* in 2016 demonstrated that π -conjugated organic crystals could also exhibit elastic mechanical properties, attributed to slipped π -stacking between the molecules (Fig. 2b).⁵⁰ Clegg *et al.* in 2017 reported acicular crystals of bis(acetylacetonato)copper(II), $[[\text{Cu}(\text{acac})_2]]$ (“acac” stands for acetylacetonate). By employing microfocus X-ray diffraction, they mapped the structural alterations that take place during the bending of the crystal, and provided direct evidence for the mechanism responsible for crystal's elasticity (Fig. 2c).⁵¹ Besides elastic bending, certain organic crystals were found to display plastic deformation, including bending, twisting, and coiling, properties that were attributed to molecular slip planes within their crystal structures.⁶⁴⁻⁶⁷ For instance, Norikane *et al.* in 2015 showed that irradiation with ultraviolet (UV) light could induce directional “crawling” of azobenzenes crystals on glass surfaces resulting from a solid-state photochemical reaction (Fig. 2d).⁴⁷ Furthermore, the group of Naumov have extensively studied stimuli-responsive dynamic crystals that are capable of splintering, fragmentation, explosion, jumping, and bending (Fig. 2e).^{68,69} Recently, Chandrasekar's group noted an anomalous pseudoplastic behavior in waveguide microcrystals on silica surfaces during atomic force microscopy (AFM) manipulation. These crystals, previously classified as elastic, showcased an unexpected attribute due to the prevalence of adhesive over restorative forces upon the substrate. Leveraging this mechanical micromanipulation (termed mechanophotonics), the group proceeded to craft a range of organic crystal-based devices, such as resonators, interferometers, and others.⁷⁰⁻⁷⁷ These latter demonstrations utilized an AFM cantilever tip for mechanical micromanipulation of flexible microcrystalline waveguides (Fig. 2f). In addition, Zhang *et al.* pioneered the development of the flexible optical waveguide incorporating organic crystals.⁷⁸ This breakthrough was further augmented by their demonstration of ultra-low temperature bending capabilities of flexible organic crystals, alongside additional properties such as their ability to act as polarization rotators (Fig. 2g-i).^{79,80} Simultaneously, Zhao *et al.* has detailed the creation of a suite of micro-optical waveguide and micro-ring resonator structures *via* solution-processing fabrication techniques. This mode of optical signal transmission boasts a notably low optical loss coefficient, foreseeably finding application in information recording lasers, integrated circuits, and related domains (Fig. 2j-l).⁸¹⁻⁸³ The selected seminal works highlighted above have been pivotal in establishing that, contrary to traditional perceptions, organic molecular crystals can demonstrate remarkable latent dynamic properties that are unmatched by other materials.

3. Design strategies for crystal-polymer composites

Recently, there has been an effort among researchers to fabricate expansive arrays of organic micro-lasers on flexible



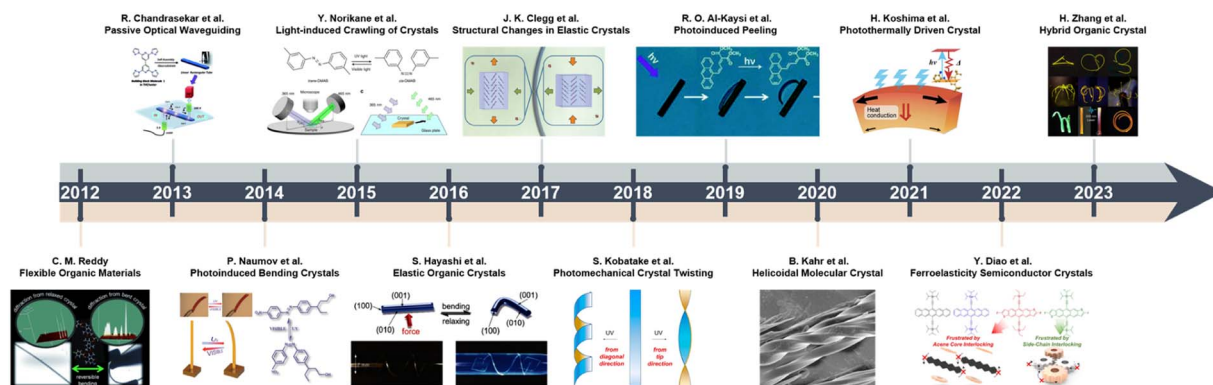


Fig. 1 Time-line and milestones in the research on the mechanical properties and effects of molecular crystals, and evolution of the crystal adaptronics. Reproduced with permission from ref. 12, Copyright 2022 Spring Nature. Reproduced with permission from ref. 13, Copyright 2022 Wiley-VCH. Reproduced with permission from ref. 14, Copyright 2022 Wiley-VCH. Reproduced with permission from ref. 46, Copyright 2012 Wiley-VCH. Reproduced with permission from ref. 47, Copyright 2013 Royal Society of Chemistry. Reproduced with permission from ref. 48, Copyright 2014 American Chemical Society. Reproduced with permission from ref. 49, Copyright 2015 Spring Nature. Reproduced with permission from ref. 50, Copyright 2016 Wiley-VCH. Reproduced with permission from ref. 51, Copyright 2017 Spring Nature. Reproduced with permission from ref. 52, Copyright 2018 American Chemical Society. Reproduced with permission from ref. 53, Copyright 2019 Royal Society of Chemistry. Reproduced with permission from ref. 54, Copyright 2020 Wiley-VCH. Reproduced with permission from ref. 55, Copyright 2021 American Chemical Society. Reproduced with permission from ref. 56, Copyright 2023 American Chemical Society. Reproduced with permission from ref. 57, Copyright 2023 Wiley-VCH.

polymer substrates. These innovations hold promise in serving as versatile mechanical sensors and exhibit substantial potential for applications in artificial skin technology.^{84–86} Capitalizing on the dynamic mechanical properties of responsive organic crystals, researchers have very recently proposed various design strategies to integrate these materials into multifunctional hybrids and composites. The overarching motivation is the intention to combine the desirable properties of organic crystals with those of other materials having different properties into synergistic hybrids for applications that require flexible and stimuli-responsive components. One such strategy entails integration of organic crystals with stimuli-responsive polymers that can impart motility and responsiveness.^{87–90} Being an intrinsically responsive macromolecules that can translate molecular-level changes in their structures into macroscopic movements, such polymers serve as ideal partners that are complementary in function to the (static) organic crystals.^{12,13} For instance, coating organic crystals with humidity-responsive polymers introduces capability of humidity-driven actuation, while temperature-responsive polymers impart a capability for thermally activated reshaping.²⁷ The polymer components within these hybrids undergo reversible changes in conformation, solubility or swelling in response to stimuli, thereby transducing stresses or strains to mechanically deform physically coupled organic crystals in a dynamic and possibly reversible manner.^{12,13,25,26} This section details various materials integration strategies that have been devised to fabricate hybrid and composite materials of organic crystals (Fig. 3).

3.1 Direct deposition of stimuli-responsive polymers on crystal surfaces

A straightforward yet powerful approach for organic crystal hybridization is based on direct deposition of stimuli-

responsive polymer coatings or surface layers on molecular crystals of suitable morphology. Peng *et al.* in 2022 exploited hydrogen bonding interactions to deposit polyvinyl alcohol (PVA) polymer coatings on 10-(trifluoromethyl)anthracene-9-carbonitrile (TFMAC) crystals and prepared robust bilayers (Fig. 4a).⁹¹ By repeated heating and cooling, the differential thermal shrinkage and expansion of the PVA layer and the crystal generates a bending moment of the resulting bilayer. Bilayer composites fabricated by this simple method are capable of thermally driven actuation at low temperature and exhibit rapid response. Such direct deposition approaches highlight the ease and versatility in the methods for integration of components with disparate functionalities into hybrid systems.

3.2 Layer-by-layer assembly of polymer films on crystals

While direct polymer deposition offers simplicity of preparation, the stepwise layer-by-layer assembly provides the opportunity for fine control over the multilayer structure of the organic crystal–polymer composite materials.^{13,14,27,92} This highly tunable and sequential surface engineering approach is based on alternating deposition of stimuli-responsive polymers and countercharged polyelectrolytes on the crystal surface. Lan, Zhang *et al.* in 2021 exploited electrostatic interactions to deposit poly(diallyldimethylammonium chloride) (PDDA) and poly(sodium 4-styrenesulfonate) (PSS) multilayer films, followed by deposition of a polyvinyl alcohol (PVA) layer, on aromatic hydrocarbon crystals (Fig. 4b).⁹² The resulting coatings, PVA-(PDPA/PSS)_n, prevent the crystals from dissolution in common organic solvents like dichloromethane (DCM) and tetrahydrofuran (THF) for over 24 hours. The polymer layer imparts resistance to solvents while it maintains the optical properties of the crystal. Subsequently, the same research group used a similar approach to coat the surface of aromatic



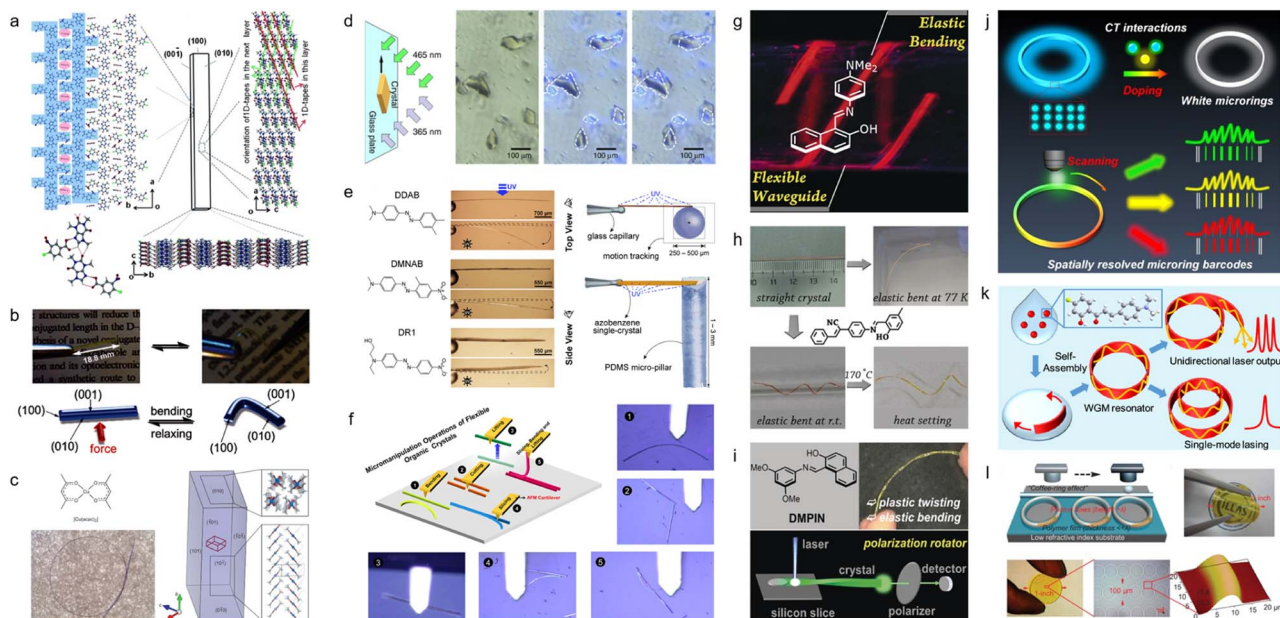


Fig. 2 Research on flexible organic crystals. (a) Illustration of the crystal arrangement in an elastically bendable cocrystal. (a) Reproduced with permission from ref. 46, Copyright 2012 Wiley-VCH. (b) Images under both daylight and UV light, showing a single crystal of 1,4-bis[2-(4-methylthienyl)]-2,3,5,6-tetrafluorobenzene, notable for its remarkable elasticity. (b) Reproduced with permission from ref. 50, Copyright 2016 Wiley-VCH. (c) Depicts the chemical structure of $[\text{Cu}(\text{acac})_2]$, an image of a sharply bent crystal, and its crystal structure. (c) Reproduced with permission from ref. 51, Copyright 2017 Spring Nature. (d) Diagram and optical micrographs showing 3,3'-dimethylazobenzene crystals moving vertically when exposed to ultraviolet (UV) light (365 nm) and visible light (VIS) (465 nm). Dashed lines mark the crystals' initial positions. (d) Reproduced with permission from ref. 49, Copyright 2015 Spring Nature. (e) Photoreactive behaviour of azobenzene crystals, which exert force on PDMS pillars during bending, for force measurement. (e) Reproduced with permission from ref. 68 under the terms of the CC-BY license. (f) Schematic and optical microscopic views of five micromechanical processes conducted using an atomic force microscopy (AFM) tip on a flexible crystal. (f) Reproduced with permission from ref. 72, Copyright 2020 Wiley-VCH. (g) Image of flexible optical waveguides made from organic crystals. (g) Reproduced with permission from ref. 78, Copyright 2018 Wiley-VCH. (h) Image of flexible organic crystals bent at $-196\text{ }^\circ\text{C}$. (h) Reproduced with permission from ref. 79, Copyright 2020 Wiley-VCH. (i) Flexible organic single crystal having a polarization-rotation functionality. (i) Reproduced with permission from ref. 80, Copyright 2019 Wiley-VCH. (j) Doping for the creation of diverse fluorescent whispering-gallery-mode (WGM) hetero-microrings. (j) Reproduced with permission from ref. 81, Copyright 2023 Wiley-VCH. (k) WGB Lasers utilizing self-assembled organic single-crystalline microrings. (k) Reproduced with permission from ref. 82, Copyright 2019 American Chemical Society. (l) Development and production of a wafer-scale organic printed photonic chip. (l) Reproduced with permission from ref. 83 under the terms of the CC-BY license.

hydrocarbon crystals with multiple layers of a polyelectrolyte membrane as a binding substrate (Fig. 4c)¹³ followed by deposition of a stimuli-responsive PVA coatings on one side of the

crystal. By alternating exposure to humidity, the PVA layer swells and exerts a bending force on the attached organic crystal. The hydrogen bonding ensures firm, reversible

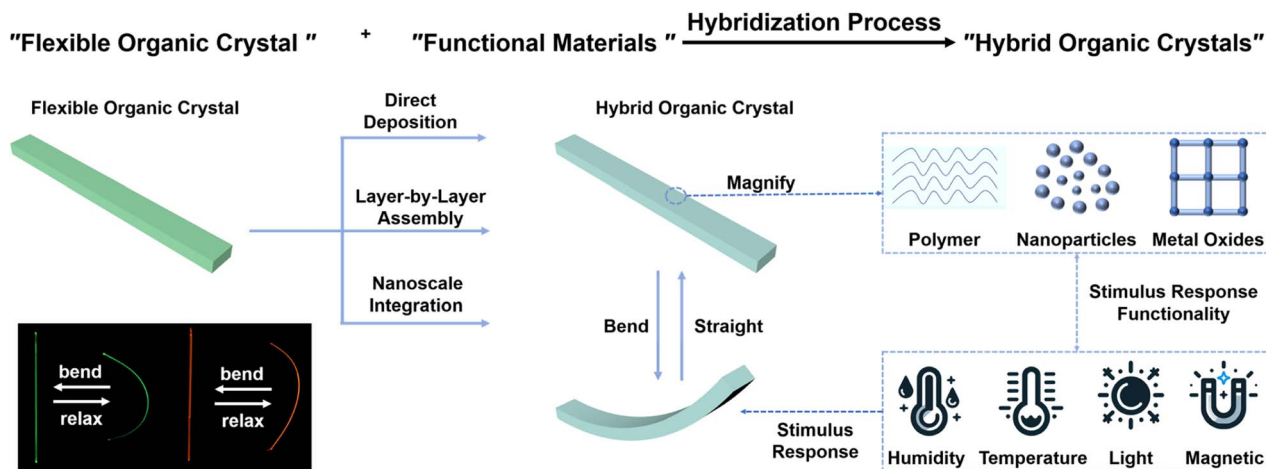


Fig. 3 Preparation process, deposition method, classification, functionality, and other details pertinent to the hybrid organic-polymer materials.



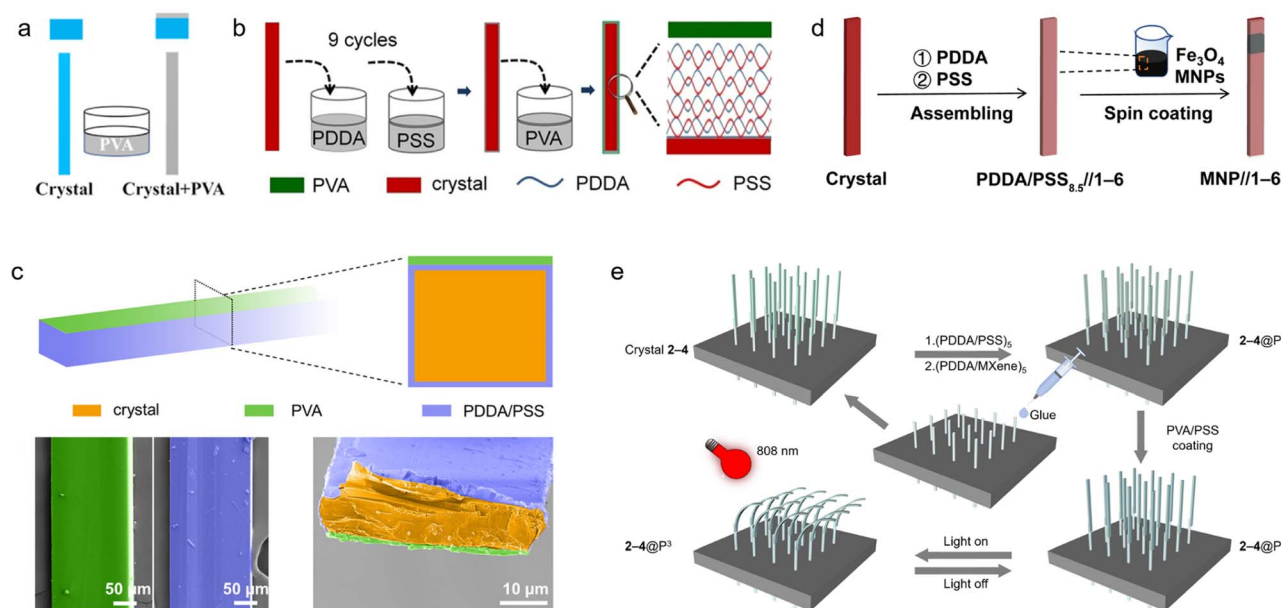


Fig. 4 Preparation of hybrid organic crystals. (a) Diagram showing the process for creating organic/polymer hybrids that are sensitive to low temperatures. (a) Reproduced with permission from ref. 91, Copyright 2022 American Chemical Society. (b) Illustration of the construction process and structure of solvent-resistant hybrid organic crystals. (b) Reproduced with permission from ref. 92, Copyright 2021 Wiley-VCH. (c) The technique for preparation of humidity-responsive hybrid crystals, with the lower-row SEM images highlighting the crystals in orange, the polymer coating in purple, and the moisture-reactive polymer (PVA) in green. (c) Reproduced with permission from ref. 13, Copyright 2022 Wiley-VCH. (d) Procedure for fabrication of hybrid crystals that react to magnetic field. (d) Reproduced with permission from ref. 12, Copyright 2022 Spring Nature. (e) Method for developing photoresponsive arrays using hybrid organic crystals. (e) Reproduced with permission from ref. 26, Copyright 2023 Spring Nature.

integration between the organic crystal and polymer phases. Bilayer composites fabricated with this approach are capable of robust humidity-driven actuations. Beyond humidity, numerous other external triggers can be introduced by selecting polymers for stepwise deposition on crystals.^{14,27}

3.3 Integration of nanoscale components for response to multiple stimuli

In addition to direct polymer coatings, researchers have integrated organic crystals with nanoscale additives to construct multistimuli responsive hybrid crystals.^{12,25,26} Nanoparticles, metal oxides, and other inorganic materials can contribute magnetic, photothermal, and other type of responses that are otherwise absent in the nascent organic nascent organic crystal. For instance, Zhang, Naumov *et al.* in 2022 decorated aromatic crystal surfaces with magnetic iron oxide nanoparticles by using polyelectrolyte films as binders (Fig. 4d).¹² This allowed remote manipulation of crystal morphology using external magnetic fields. In another study, the same group in 2023 coated organic crystals with titanium carbide (MXene) nanosheets capable of efficient near-infrared photothermal conversion (Fig. 4e).²⁶ Upon light irradiation, the localized heat generated by the nanosheets induce rapid crystal bending through differential thermal expansion against the organic crystal. Such multifunctional hybrids combining organic crystals with tailored nanoscopic agents effectively expand the response capabilities and utility of organic crystals in complex environments.

4. Responsive properties of hybrid organic crystals

The principal motivation behind the integration of organic crystals into multifunctional hybrid materials is to obtain rapid, reversible stimuli-responsive actuation capabilities by leveraging the dynamic properties of the partnering phases.^{25,27} The resultant organic crystal-based composites display unique responsive characteristics and sensitivity to diverse environmental changes. Coupling organic crystals with stimuli-responsive polymers has already provided hybrid crystals with dynamic behaviour that are responsive to temperature, humidity, light, and other external triggers.^{12-14,25-27}

4.1 Activation of thermal response through polymer integration

Among various stimuli modalities, the thermal response has been widely implemented in organic crystal hybrids to enable rapid, remotely triggered actuation.^{14,25} In their native state, organic molecular crystals are composed of discrete molecular entities that are held together by non-covalent interactions. Combination with polymers that have defined glass transition temperatures (T_g) can result in reversible thermally activated transitions of the hybrid material. The polymer components can undergo transitions from a rigid, glassy state to a soft, rubbery state upon heating over T_g , leading to significant differential thermal strain in the polymer-crystal bilayer



composites. This results in reversible bending or other mechanical deformations. Therefore, polymer integration provides a versatile route to bestow organic crystals with tuneable thermal response and rapid actuation capabilities. For example, Lan *et al.* in 2022 introduced thermoplastic polyurethane (TPU) layers on aromatic hydrocarbon crystals such as anthracene derivatives (Fig. 5a).¹⁴ The TPU coating provided response to low temperature; upon cooling, the TPU layer contracts, resulting in bending of the bilayer hybrid structure. By changing the temperature, rapid and reversible control over the bending was achieved. The hybrid crystals showed outstanding response from -15 to -120 °C, both in air and in vacuum.

4.2 Hygroscopic actuation through integration of crystals and hygroresponsive polymers

In addition to thermal response, humidity-driven actuation has also been implemented in organic crystal composites by exploiting the intrinsic hygroexpansion capabilities of certain

polymers.^{13,27} This mode of actuation driven by absorption and desorption of moisture is particularly relevant to crystal hybrids designed to operate in different humidity environments. Lan *et al.* in 2022 prepared humidity-responsive hybridized organic crystals by using deposition based on electrostatic interactions, and the resulting hygroresponsive hybrid material showed actuation induced by humidity (Fig. 5b).¹³ In response to changes in aerial humidity, the PVA layer undergoes differential swelling/contraction due to its propensity to absorb or release moisture. This generates strain mismatch at the bilayer interface, resulting in reversible macroscopic bending of the hybrid structure. The hybrids can be actuated bidirectionally between completely straight and tightly coiled shapes within minutes by using only changes in humidity.

4.3 Photoactuation through integration

In addition to common stimuli like heat and moisture, light represents another widely utilized external trigger for reversible actuation of organic crystal-polymer hybrids.²⁶ Yang *et al.* reported a new class of hybrid organic crystals that can be deformed by irradiation with infrared light (Fig. 5c).²⁶ The hybrid crystals were fabricated by coating organic crystals with MXene nanosheets and polymer films using the layer-by-layer assembly approach. MXene are 2D materials that have near-infrared absorption. Upon infrared irradiation, the MXene layers convert the light to heat locally, causing thermal contraction of the polymer coating and bending of the organic crystal. By modulating the position of the infrared light, the bending point of individual hybrid crystals can be precisely controlled. This light-driven shape control was demonstrated not only with single crystals but also with 2D ordered arrays of hybrid crystals. Sitti *et al.* developed a novel type of hybrid crystal actuator that demonstrates rapid bending under broad-wavelength light, including UV, visible, and near-infrared (NIR) light.⁹³ These actuators were prepared by integrating nanosheets of titanium carbide ($\text{Ti}_3\text{C}_2\text{T}_x$) with salicylideneaniline crystals. The incorporation of MXene enables rapid actuation, transforming the light energy into mechanical energy. When exposed to light, particularly in the NIR part of the spectrum, the MXene layers generate heat, causing the crystal to bend (Fig. 5d).

4.4 Unconventional activation mechanisms

Beyond the common stimuli described above, researchers have engineered organic crystal hybrids responsive to magnetic fields and other unconventional stimuli by integrating suitable responsive phases through creative materials design.¹² As an illustration, Zhang, Naumov *et al.* functionalized aromatic crystal facets with magnetic iron oxide nanoparticles using polyelectrolyte films as linkers (Fig. 5e).¹² This allowed precise manipulation of crystal morphology under alternating magnetic fields using external magnets as remote controllers. Experiments showed the crystals can be repeatedly bent over 3000 cycles without compromising their integrity and with sustained precision in curvature. The actuation could be performed in both aerial environment and under water. A myriad

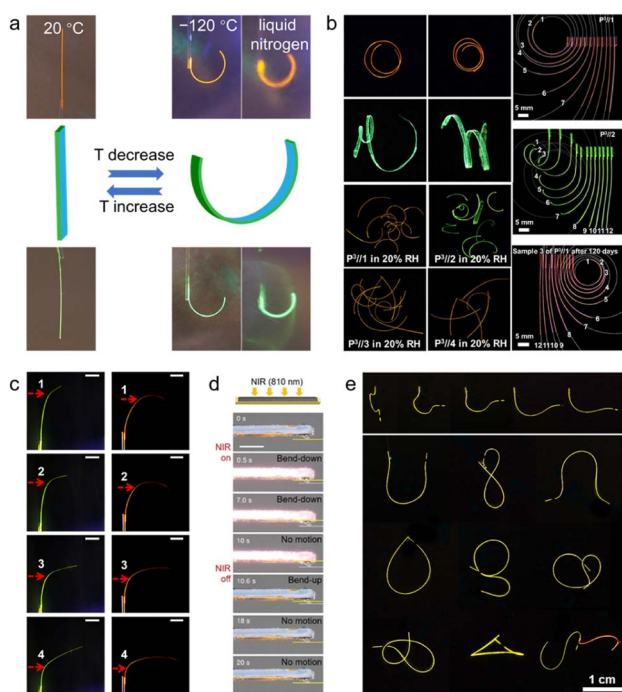


Fig. 5 Response of hybrid organic crystals. (a) Optical images displaying the shape transformation of temperature-sensitive hybrid crystals at 20 °C, -120 °C, and when submerged in liquid nitrogen. (a) Reproduced with permission from ref. 14, Copyright 2022 Wiley-VCH. (b) Optical images of humidity-sensitive hybrid organic crystals bending in response to humidity under UV light. (b) Reproduced with permission from ref. 13, Copyright 2022 Wiley-VCH. (c) Images showing hybrid organic crystals bending when exposed to infrared light. (c) Reproduced with permission from ref. 26, Copyright 2023 Spring Nature. (d) Images of $\text{Ti}_3\text{C}_2\text{T}_x$ -coated enol-1 crystal rapidly bending upon exposure to near-infrared LED light. (d) Reproduced with permission from ref. 93, Copyright 2023 Wiley-VCH. (e) Images of magnetically responsive hybrid organic crystals bending when a magnet is applied. (e) Reproduced with permission from ref. 12, Copyright 2022 Spring Nature.



of other unconventional actuation mechanisms can be envisioned by selecting and integrating dynamic crystal and polymer phases using the design strategies outlined previously.

5. Exemplary applications of hybrid polymer–crystal materials

Leveraging their responsive properties and mechanical compliance, organic crystal-based hybrids and composites have enabled diverse applications across multiple disciplines, including soft actuators and robotics, flexible electronics, sensors, and optics.^{12–14,25–27,92} Their performance and scope of utility arising from the synergistic combination of desirable attributes underscore the significant technological potential of such hybrid composite materials. This section describes the key application domains that could benefit from the multifunctional capabilities of dynamic hybrid organic crystals.

5.1 Soft actuators and robotics

A prominent application area of responsive organic crystal hybrids are the soft actuators and robotics, which leverage their dynamic shape-changing abilities for biomimetic motility.^{12,14,27} As a demonstration, Yang *et al.* constructed soft actuators and robots constructed from the organic polymer–crystal hybrid materials responding to humidity and temperature changes (Fig. 6a–c).²⁷ The researchers devised an artificial “inflorescence” made of multiple hybrid crystal “petals” that open and close by alternating levels of humidity, mimicking the motion of the flowers of the rain lily plant. A hybrid crystal “tendrils” was also fabricated that curls upon temperature change similar to some plant tendrils. Furthermore, a spider-like walking soft robot was developed using collective bending of multiple hybrid legs by breathing in its proximity (Fig. 6a and b). Additionally, a simple walking robot was demonstrated that directionally “walks” across surfaces through humidity/temperature-driven bending and unbending cycles (Fig. 6c). Lan *et al.* demonstrated a simple gripping soft robot made of these hybrid crystals (Fig. 7a and b).¹⁴ This device consists of eight similarly sized crystals which quickly clustered together to form a cage-like structure within one second as the temperature is decreased from room temperature to -110 °C. This 0.4 mg lightweight device could firmly grip a 6.9 mg object, which is 17 times heavier than the device’s own weight. Even when the device was shaken, it did not release the cargo, unless the temperature was increased (Fig. 7b).

5.2 Flexible electronics

In addition to actuators, researchers have leveraged the advantageous electronic properties, optical transparency and mechanical compliance of organic crystals to develop flexible optoelectronic systems including transistors, photodetectors, temperature sensors and other devices.²⁵ Zhang, Naumov *et al.* demonstrated flexible electronics fabricated using the electrically conductive and mechanically robust hybrid organic crystals (Fig. 7c).²⁵ This approach overcomes the limitation with poor conductivity of organic crystals by coating the crystal

surfaces with conductive metal layers and protective polymer coatings to achieve both electrical conductivity and mechanical flexibility. The authors showed that the hybrid crystals can be repeatedly bent without losing their conductivity. Such stable conductivity coupled with mechanical compliance turns them into promising components for flexible transistors, sensors, circuits, and other electronic elements or devices. The ordered crystal structures provide high charge transport characteristics, while the polymer coating contributes flexibility. This synergistic crystal–polymer combination enables emerging high-performance flexible organic electronics that combines the benefits of crystalline order and mechanical flexibility.

5.3 Flexible photonics

The integration of organic crystals and polymers has enabled the emerging field of flexible photonics to harness the benefits of optical clarity, waveguiding abilities, and mechanical compliance of dynamic organic crystals.^{12,13} Lan *et al.* reported the use of humidity-responsive hybrid organic crystals as flexible optical waveguides with controllable direction of the light output by using humidity (Fig. 7d).¹³ The PVA-coated elastic crystals exhibited reversible bending and unbending in response to variation in humidity. This humidity-induced mechanical actuation was used to exert spatial control over the position of the light output when such hybrid crystals were used as active optical waveguides. Yang *et al.* demonstrated the magnetic hybrid organic crystals can be used as multidirectional, ultraprecise, and ultradurable optical waveguides that can be reconfigured in both two and three dimensions (Fig. 7e).¹² The hybrid crystal was used as a waveguide whose output can be precisely controlled by using a magnet. As a proof-of-concept, the researchers have fabricated a waveguide using this material and succeeded to precisely modulate its shape with magnetic field with remote control of the direction of light output.

6. Challenges and future perspectives

Despite the impressive progress made over the past few years in demonstrating organic crystal-based hybrid materials with attractive responsive properties, several challenges remain on the way to elevate this technology from a laboratory-scale research to scalable, real-world applications.

6.1 Scalable and sustainable manufacturing

The first challenge lies with devising a sustainable, economical, and scalable manufacturing methods for large-scale production of organic crystal hybrids. Laboratory-scale fabrication predominately relies on multistep crystallization, surface functionalization, and manual assembly—processes that are generally difficult to directly implement in mass manufacturing. For instance, layer-by-layer polyelectrolyte deposition that is widely adopted for polymer integration provides exquisite control over composite architecture, but is time-consuming and inefficient.^{94–97} There is a need to develop more economical and high-throughput methods for stimuli-



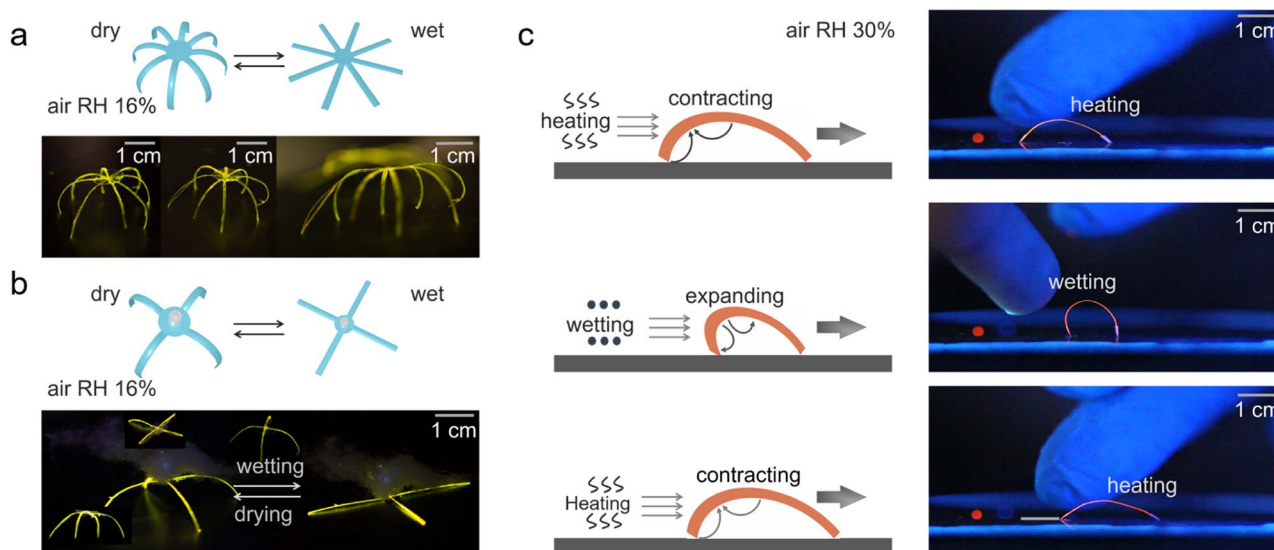


Fig. 6 Applications of hybrid organic crystals. (a) Illustrative diagram and photographs showing a soft robot designed to mimic spider-like movements. (b) Diagram and images of a soft gripper constructed from hybrid organic crystal. (c) Schematic and photographs depicting the 'walking' movement of organic polymer–crystal hybrid materials on a surface. (a–c) Reproduced with permission from ref. 27, Copyright 2023 Spring Nature.

responsive polymer adhesion. Furthermore, upscaling the organic single-crystal growth itself requires innovative approaches, since the conventional crystallization methods are constrained by lengthy processes, small crystal sizes, and low yields that are generally commercially unfeasible.^{98,99} Overall, cross-disciplinary collaboration efforts between chemists, chemical engineers, and manufacturing specialists is imperative to transform the current laboratory-centric fabrication protocols into scalable, sustainable industrial manufacturing processes. Lately, Chandrasekar's group has achieved noteworthy advancements in shaping rigid crystals into diverse curved structures utilizing the "crystal photonic foundry" (a FIB-milling based) technique. This innovative approach showcases the viability of a scalable, replicable fabrication method to produce crystal-based photonic components of varying shapes for device applications, demonstrating a significant potential.^{100–102}

6.2 Property benchmarking and materials screening

The second major challenge lies in methodical quantification of the structure–property relationships guiding the selection and design of optimized material components that are selected for target applications. For instance, actuating properties such as the magnitude or range of activating stimulus, deformation curvature, and cycling lifetime vary considerably across the existing polymer–crystal composites.^{12–14} However, the precise effects of materials parameters (*e.g.* crystal structure, polymer molecular weight) on dynamic performance remain poorly understood, hindering the property improvement.^{25–27} Systematic benchmarking together with high-throughput screening protocols are required to populate the comprehensive property libraries and derive predictive models as guiding tools for materials selection. Property evaluation should encompass

diverse modalities beyond the mechanical actuation, including electronic transport, optical response, and surface interactions. Materials screening should extend beyond polymers to encompass diverse stimuli-responsive nanoscale inclusions.^{103,104} Cheminformatic and machine learning methods show promise in accelerating knowledge-driven materials selection and discovery.

6.3 Multi-stimuli response and spatiotemporal actuation control

A third aspect requiring enhancement lies in multi-stimuli response capabilities and spatiotemporal control over the actuation, aspects which remain largely unexplored in the existing organic crystal hybrids.^{13,14,25,26} Current demonstrations are primarily focused on single-stimulus response optimization and global actuation of the crystal shape.^{13,25} However, most of the real-world applications require response and adaptability to complex environments with spatial and temporal variations in multiple external stimuli such as chemicals, light, humidity, and temperature. This calls for expertise in dynamically coupling diverse responsive stimuli using bespoke materials combinations and interface engineering. Furthermore, actuators that can reconfigure their shapes in predetermined, spatially complex patterns in response to controlled external triggers could, in principle, expand the range of applications of the hybrid crystal–polymer materials.

6.4 Device engineering and systems integration

The fourth challenge is related to device engineering efforts aimed at integration of the dynamic hybrid crystals into functional technological systems. For instance, soft actuating components demand judicious device architectures that



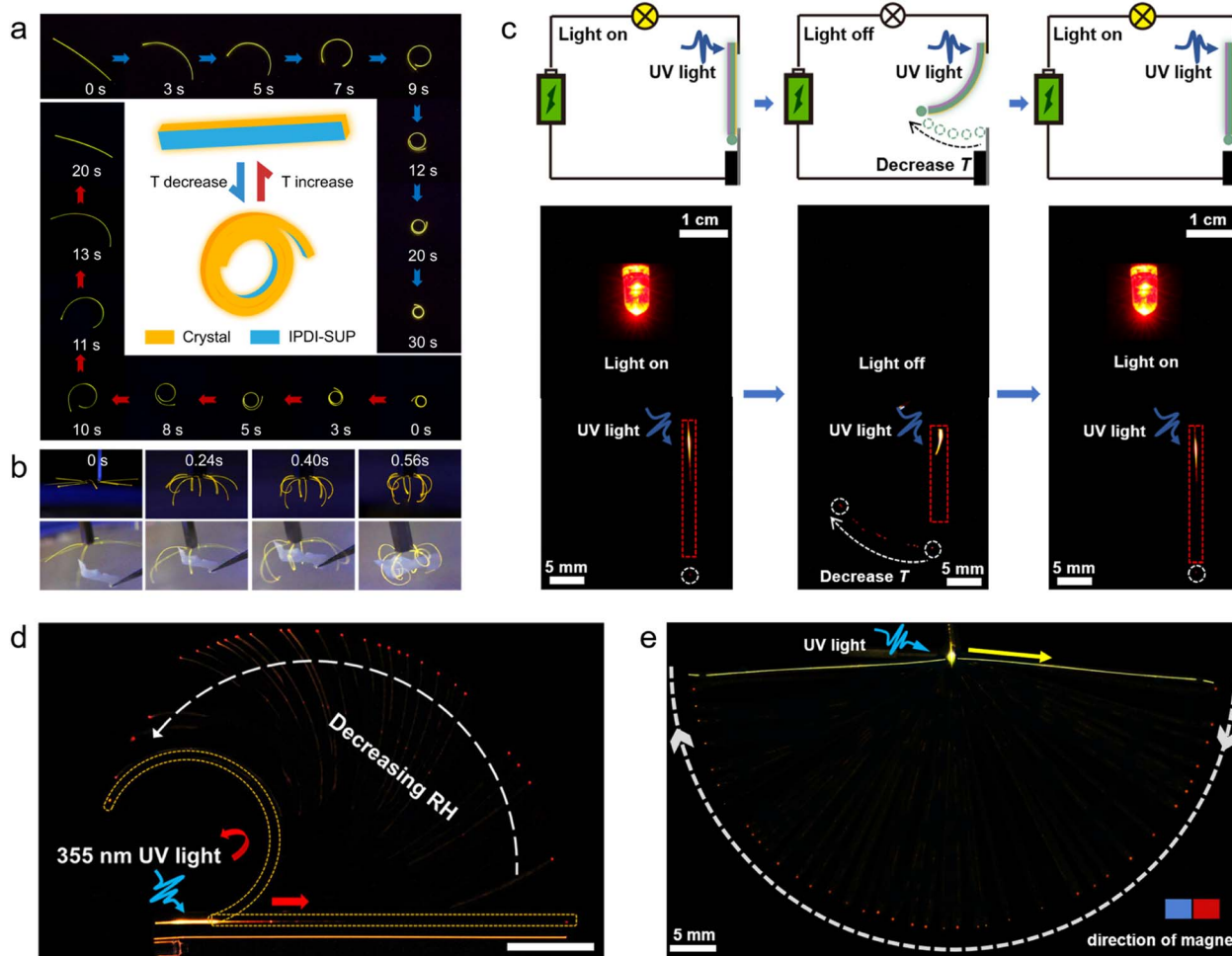


Fig. 7 Applications of hybrid organic crystals. (a) A worm-like movement of hybrid crystal-polymer materials at high and low temperatures, with the central diagram illustrating the initial and final states of motion. (b) Shows a soft robot made from hybrid organic crystals, demonstrating its ability to grab objects at low temperatures. (a and b) Reproduced with permission from ref. 14, Copyright 2022 Wiley-VCH. (c) Illustrates a dual-function optical/electrical signal transmission circuit using a hybrid organic crystal. A bulb serves as an indicator, activated by a 355 nm laser. The waveguide output's position indicates the ambient temperature (marked with a white dashed line), with a white arrow showing output change upon cooling. The crystals are outlined with red rectangles. (c) Reproduced with permission from ref. 25, Copyright 2022 Spring Nature. (d) Depicts the spatial control of light output influenced by humidity. A crystal fixed at one end is shown bending with increased humidity (indicated by a white arrow), altering the light output's position. This bending is marked by a yellow broken line, with red arrows showing the light's path in both straight and bent states. (d) Reproduced with permission from ref. 13, Copyright 2022 Wiley-VCH. (e) A hybrid crystal functioning as a magnetically controlled optical waveguide. One end is fixed, with the other controlled by a magnet's movement. The crystal, excited by a 355 nm laser (blue arrow), directs light (yellow arrow) influenced by the magnet's movement (white arrow). The red dot marks the light output. (e) Reproduced with permission from ref. 12, Copyright 2022 Spring Nature.

optimally transmit or leverage the material deformations for useful functions like walking or gripping.^{25,27} Packaging solutions that enable integration while preserving the dynamic material properties will likely be imperative for future applications. For flexible electronic devices, bendable hybrid crystals have been incorporated into basic diode or transistor architectures as active layers, however systems-level optimization of interfaces, dielectrics and electrodes needs further development and optimization. The synergistic co-design of material, device, and system represents a collaborative endeavour necessary to transform proof-of-concept crystal hybrids into technologies that are competitive with the well-established platforms. Hybrid electronics that combine organic electronic

materials with the available inorganic semiconductors also offer integration pathways to leverage the benefits of different material classes.^{105,106}

7. Conclusions

In this Perspective we provide a comprehensive analysis of the burgeoning new research field of organic crystal-based hybrid materials. We discuss the key developments in the change in the perception of organic crystals from delicate, fragile solids to elastically compliant, stimuli-responsive materials that are capable of robust reversible actuation. The emergent dynamic properties of organic crystals provide tremendous, yet



unexplored opportunities for their integration as active components in multifunctional smart composites. The key materials design strategies are highlighted along with representative studies on the fabrication of soft, stimuli-responsive organic crystal-polymer hybrids that are responsive to temperature, humidity, light, and other actuation mechanisms. The unique combination of dynamic actuation and electronic, optical, and other functional attributes favors these composite materials for diverse technological applications that range from soft robotics to flexible photonics to sensing. However, translation from academic demonstrations to scalable applied systems requires addressing significant challenges in manufacturability, performance benchmarking, property optimization and collaborative convergence across materials chemistry, engineering and processing disciplines. Looking forward, this adaptable new class of stimuli-responsive crystalline hybrid materials appears to hold an enormous potential for next-generation smart technologies, given that their current limitations are overcome through interdisciplinary efforts.

Author contributions

X. Yang and M. Al-Handawi performed the literature search, analyzed the published results, and wrote the manuscript. L. Li, P. Naumov, and H. Zhang provided key advice and supervised the preparation of the text.

Conflicts of interest

There are no conflicts to declare.

Acknowledgements

This work was supported by the National Natural Science Foundation of China (52173164 and 52373181), the Natural Science Foundation of Jilin Province (20230101038JC), and a fund from New York University Abu Dhabi. This material is based upon works supported by Tamkeen under NYUAD RRC Grant No. CG011.

Notes and references

- M. Garcia-Garibay, *Angew. Chem., Int. Ed.*, 2007, **46**, 8945–8947.
- P. Naumov, S. Chizhik, M. K. Panda, N. K. Nath and E. Boldyreva, *Chem. Rev.*, 2015, **115**, 12440–12490.
- C. M. Reddy, K. A. Padmanabhan and G. R. Desiraju, *Cryst. Growth Des.*, 2006, **6**, 2720–2731.
- N. K. Nath, M. K. Panda, S. C. Sahoo and P. Naumov, *CrystEngComm*, 2014, **16**, 1850–1858.
- A. Priimagi, C. J. Barrett and A. Shishido, *J. Mater. Chem. C*, 2014, **2**, 7155–7162.
- T. Kim, L. Zhu, R. O. Al-Kaysi and C. J. Bardeen, *ChemPhysChem*, 2014, **15**, 400–414.
- M. D. Manrique-Juárez, S. Rat, L. Salmon, G. Molnár, C. M. Quintero, L. Nicu, H. J. Shepherd and A. Bousseksou, *Coord. Chem. Rev.*, 2016, **308**, 395–408.
- Q. Yu, B. Aguila, J. Gao, P. Xu, Q. Chen, J. Yan, D. Xing, Y. Chen, P. Cheng, Z. Zhang and S. Ma, *Chem.-Eur. J.*, 2019, **25**, 5611–5622.
- S. C. Sahoo, M. K. Panda, N. K. Nath and P. Naumov, *J. Am. Chem. Soc.*, 2013, **135**, 12241–12251.
- P. Commins, H. Hara and P. Naumov, *Angew. Chem., Int. Ed.*, 2016, **55**, 13028–13032.
- Y. Chen, Z. Chang, J. Zhang and J. Gong, *Angew. Chem., Int. Ed.*, 2021, **60**, 22424–22431.
- X. Yang, L. Lan, L. Li, X. Liu, P. Naumov and H. Zhang, *Nat. Commun.*, 2022, **13**, 2322.
- L. Lan, X. Yang, B. Tang, X. Yu, X. Liu, L. Li, P. Naumov and H. Zhang, *Angew. Chem., Int. Ed.*, 2022, **61**, e202200196.
- L. Lan, L. Li, Q. Di, X. Yang, X. Liu, P. Naumov and H. Zhang, *Adv. Mater.*, 2022, **34**, 2200471.
- P. Commins, A. B. Dippenaar, L. Li, H. Hara, D. A. Haynes and P. Naumov, *Chem. Sci.*, 2021, **12**, 6188–6193.
- S. Khan, B. Dutta, S. Naaz, A. Choudhury, P. Cazade, E. Kiely, S. Guerin, R. Medishetty and M. H. Mir, *Commun. Chem.*, 2023, **6**, 150.
- P. Gupta, D. P. Karothu, E. Ahmed, P. Naumov and N. K. Nath, *Angew. Chem., Int. Ed.*, 2018, **57**, 8498–8502.
- P. Gupta, T. Panda, S. Allu, S. Borah, A. Baishya, A. Gunnam, A. Nangia, P. Naumov and N. K. Nath, *Cryst. Growth Des.*, 2019, **19**, 3039–3044.
- T. Lan and W. Chen, *Angew. Chem., Int. Ed.*, 2013, **52**, 6496–6500.
- H. Koshima, M. Matsudomi, Y. Uemura, F. Kimura and T. Kimura, *Chem. Lett.*, 2013, **42**, 1517–1519.
- Q. Yu, X. Yang, Y. Chen, K. Yu, J. Gao, Z. Liu, P. Cheng, Z. Zhang, B. Aguila and S. Ma, *Angew. Chem., Int. Ed.*, 2018, **57**, 10192–10196.
- X. Dong, F. Tong, K. M. Hanson, R. O. Al-Kaysi, D. Kitagawa, S. Kobatake and C. J. Bardeen, *Chem. Mater.*, 2019, **31**, 1016–1022.
- W. Xu, D. M. Sanchez, U. Raucci, H. Zhou, X. Dong, M. Hu, C. J. Bardeen, T. J. Martinez and R. C. Hayward, *Nat. Mater.*, 2023, **22**, 1152–1159.
- D. Urban, N. Marcucci, C. H. Wölfe, J. Torgersen, D. R. Hjelm and E. Descrovi, *Nat. Commun.*, 2023, **14**, 6843.
- X. Yang, L. Lan, X. Pan, X. Liu, Y. Song, X. Yang, Q. Dong, L. Li, P. Naumov and H. Zhang, *Nat. Commun.*, 2022, **13**, 7874.
- X. Yang, L. Lan, L. Li, J. Yu, X. Liu, Y. Tao, Q. Yang, P. Naumov and H. Zhang, *Nat. Commun.*, 2023, **14**, 3627.
- X. Yang, L. Lan, X. Pan, Q. Di, X. Liu, L. Li, P. Naumov and H. Zhang, *Nat. Commun.*, 2023, **14**, 2287.
- G. R. Desiraju, *Angew. Chem., Int. Ed.*, 1995, **34**, 2311–2327.
- Y. Tsarfati, S. Rosenne, H. Weissman, L. J. W. Shimon, D. Gur, B. A. Palmer and B. Rybtchinski, *ACS Cent. Sci.*, 2018, **4**, 1031–1036.
- J. S. Brooks, *Chem. Soc. Rev.*, 2010, **39**, 2667–2694.
- J. A. Newman, L. Iuzzolino, M. Tan, P. Orth, J. Bruhn and A. Y. Lee, *Mol. Pharmaceutics*, 2022, **19**, 2133–2141.
- Z. Lu, Y. Zhang, H. Liu, K. Ye, W. Liu and H. Zhang, *Angew. Chem., Int. Ed.*, 2020, **59**, 4299–4303.



- 33 R. Huang, C. Wang, Y. Wang and H. Zhang, *Adv. Mater.*, 2018, **30**, 1800814.
- 34 B. Liu, Z. Lu, B. Tang, H. Liu, H. Liu, Z. Zhang, K. Ye and H. Zhang, *Angew. Chem., Int. Ed.*, 2020, **59**, 23117–23121.
- 35 E. Ahmed, D. P. Karothu and P. Naumov, *Angew. Chem., Int. Ed.*, 2018, **57**, 8837–8846.
- 36 L. Catalano, D. P. Karothu, S. Schramm, E. Ahmed, R. Rezgui, T. J. Barber, A. Famulari and P. Naumov, *Angew. Chem., Int. Ed.*, 2018, **57**, 17254–17258.
- 37 S. C. Sahoo, S. B. Sinha, M. S. R. N. Kiran, U. Ramamurty, A. F. Dericioglu, C. M. Reddy and P. Naumov, *J. Am. Chem. Soc.*, 2013, **135**, 13843–13850.
- 38 S. H. Mir, Y. Takasaki, E. R. Engel and S. Takamizawa, *Angew. Chem., Int. Ed.*, 2017, **56**, 15882–15885.
- 39 S. Takamizawa, Y. Takasaki, T. Sasaki and N. Ozaki, *Nat. Commun.*, 2018, **9**, 3984.
- 40 S. L. Price, *Proc. R. Soc. A*, 2018, **474**, 20180351.
- 41 M. Lightowler, S. Li, X. Ou, X. Zou, M. Lu and H. Xu, *Angew. Chem., Int. Ed.*, 2022, **61**, e202114985.
- 42 S. Hayashi, S. Yamamoto, D. Takeuchi, Y. Ie and K. Takagi, *Angew. Chem., Int. Ed.*, 2018, **57**, 17002–17008.
- 43 Q. Di, L. Li, X. Miao, L. Lan, X. Yu, B. Liu, Y. Yi, P. Naumov and H. Zhang, *Nat. Commun.*, 2022, **13**, 5280.
- 44 M. Kato, H. Ito, M. Hasegawa and K. Ishii, *Chem.–Eur. J.*, 2019, **25**, 5105–5112.
- 45 D. Yan, Z. Wang and Z. Zhang, *Acc. Chem. Res.*, 2022, **55**, 1047–1058.
- 46 S. Ghosh and C. M. Reddy, *Angew. Chem., Int. Ed.*, 2012, **51**, 10319–10323.
- 47 S. Basak and R. Chandrasekar, *J. Mater. Chem. C*, 2014, **2**, 1404–1408.
- 48 N. K. Nath, L. Pejov, S. M. Nichols, C. Hu, N. Saleh, B. Kahr and P. Naumov, *J. Am. Chem. Soc.*, 2014, **136**, 2757–2766.
- 49 E. Uchida, R. Azumi and Y. Norikane, *Nat. Commun.*, 2015, **6**, 7310.
- 50 S. Hayashi and T. Koizumi, *Angew. Chem., Int. Ed.*, 2016, **55**, 2701–2704.
- 51 A. Worthy, A. Grosjean, M. C. Pfrunder, Y. Xu, C. Yan, G. Edwards, J. K. Clegg and J. C. McMurtrie, *Nat. Chem.*, 2018, **10**, 65–69.
- 52 D. Kitagawa, H. Tsujioka, F. Tong, X. Dong, C. J. Bardeen and S. Kobatake, *J. Am. Chem. Soc.*, 2018, **140**, 4208–4212.
- 53 F. Tong, M. Al-Haidar, L. Zhu, R. O. Al-Kaysi and C. J. Bardeen, *Chem. Commun.*, 2019, **55**, 3709–3712.
- 54 A. G. Shtukenberg, R. Drori, E. V. Sturm, N. Vidavsky, A. Haddad, J. Zheng, L. A. Estroff, H. Weissman, S. G. Wolf, E. Shimoni, C. Li, N. Fellah, E. Efrati and B. Kahr, *Angew. Chem., Int. Ed.*, 2020, **59**, 14593–14601.
- 55 S. Hasebe, Y. Hagiwara, J. Komiyama, M. Ryu, H. Fujisawa, J. Morikawa, T. Katayama, D. Yamanaka, A. Furube, H. Sato, T. Asahi and H. Koshima, *J. Am. Chem. Soc.*, 2021, **143**, 8866–8877.
- 56 S. K. Park, H. Sun, M. Bernhardt, K. Hwang, J. E. Anthony, K. Zhao and Y. Diao, *Chem. Mater.*, 2023, **35**, 81–93.
- 57 L. Lan, L. Li, X. Yang, P. Naumov and H. Zhang, *Adv. Funct. Mater.*, 2023, **33**, 2211760.
- 58 M. C. Etter and A. R. Siedle, *J. Am. Chem. Soc.*, 1983, **105**, 641–643.
- 59 M. Irie, T. Lifka, S. Kobatake and N. Kato, *J. Am. Chem. Soc.*, 2000, **122**, 4871–4876.
- 60 T. Yamada, K. Muto, S. Kobatake and M. Irie, *J. Org. Chem.*, 2001, **66**, 6164–6168.
- 61 R. O. Al-Kaysi and C. J. Bardeen, *Adv. Mater.*, 2007, **19**, 1276–1280.
- 62 H. Koshima, N. Ojima and H. Uchimoto, *J. Am. Chem. Soc.*, 2009, **131**, 6890–6891.
- 63 L. Zhu, A. Agarwal, J. Lai, R. O. Al-Kaysi, F. S. Tham, T. Ghaddar, L. Mueller and C. J. Bardeen, *J. Mater. Chem.*, 2011, **21**, 6258–6268.
- 64 Y. Yang, L. S. de Moraes, C. Ruzié, G. Schweicher, Y. H. Geerts, A. R. Kennedy, H. Zhou, S. J. Whittaker, S. S. Lee, B. Kahr and A. G. Shtukenberg, *Adv. Mater.*, 2022, **34**, 2203842.
- 65 E. Ahmed, D. P. Karothu, M. Warren and P. Naumov, *Nat. Commun.*, 2019, **10**, 3723.
- 66 C. Huang, R. Huang, S. Zhang, H. Sun, H. Wang, B. Du, Y. Xiao, T. Yu and W. Huang, *Research*, 2021.
- 67 C. Chou, S. Nobusue, S. Saito, D. Inoue, D. Hashizume and S. Yamaguchi, *Chem. Sci.*, 2015, **6**, 2354–2359.
- 68 J. M. Halabi, E. Ahmed, S. Sofela and P. Naumov, *Proc. Natl. Acad. Sci. U. S. A.*, 2021, **118**, e2020604118.
- 69 D. P. Karothu, J. Weston, I. T. Desta and P. Naumov, *J. Am. Chem. Soc.*, 2016, **138**, 13298–13306.
- 70 J. Ravi, A. V. Kumar, M. Annadhasan and R. Chandrasekar, *Adv. Opt. Mater.*, 2022, **10**, 2102545.
- 71 J. Ravi and R. Chandrasekar, *Adv. Opt. Mater.*, 2021, **9**, 2100550.
- 72 M. Annadhasan, D. P. Karothu, R. Chinnasamy, L. Catalano, E. Ahmed, S. Ghosh, P. Naumov and R. Chandrasekar, *Angew. Chem., Int. Ed.*, 2020, **59**, 13821–13830.
- 73 A. V. Kumar and R. Chandrasekar, *Adv. Opt. Mater.*, 2023, **11**, 2201009.
- 74 A. V. Kumar, M. Godumala, J. Ravi and R. Chandrasekar, *Adv. Opt. Mater.*, 2023, 2302807.
- 75 M. Annadhasan, A. Vinod Kumar, P. Giri, S. Nandy, M. K. Panda, K. V. Jovan Jose and R. Chandrasekar, *Angew. Chem., Int. Ed.*, 2023, **62**, e202302929.
- 76 A. Vinod Kumar, M. Rohullah, M. Chosenyah, J. Ravi, U. Venkataramudu and R. Chandrasekar, *Angew. Chem., Int. Ed.*, 2023, **62**, e202300046.
- 77 R. Chandrasekar, *Chem. Commun.*, 2022, **58**, 3415–3428.
- 78 H. Liu, Z. Lu, Z. Zhang, Y. Wang and H. Zhang, *Angew. Chem., Int. Ed.*, 2018, **57**, 8448–8452.
- 79 H. Liu, K. Ye, Z. Zhang and H. Zhang, *Angew. Chem., Int. Ed.*, 2019, **58**, 19081–19086.
- 80 H. Liu, Z. Lu, B. Tang, C. Qu, Z. Zhang and H. Zhang, *Angew. Chem., Int. Ed.*, 2020, **59**, 12944–12950.
- 81 X. Feng, R. Lin, S. Yang, Y. Xu, T. Zhang, S. Chen, Y. Ji, Z. Wang, S. Chen, C. Zhu, Z. Gao and Y. S. Zhao, *Angew. Chem., Int. Ed.*, 2023, **62**, e202310263.
- 82 Y. Lv, X. Xiong, Y. Liu, J. Yao, Y. J. Li and Y. S. Zhao, *Nano Lett.*, 2019, **19**, 1098–1103.



- 83 C. Zhang, C. Zou, Y. Zhao, C. Dong, C. Wei, H. Wang, Y. Liu, G. Guo, J. Yao and Y. S. Zhao, *Sci. Adv.*, 2015, **1**, e1500257.
- 84 H. Dong, C. Zhang, W. Zhou, J. Yao and Y. S. Zhao, *Adv. Mater.*, 2022, **34**, 2107611.
- 85 C. Qiao, C. Zhang, Z. Zhou, J. Yao and Y. S. Zhao, *CCS Chem.*, 2022, **4**, 250–258.
- 86 C. Zhang, H. Dong, C. Zhang, Y. Fan, J. Yao and Y. S. Zhao, *Sci. Adv.*, 2021, **7**, eabh3530.
- 87 C. Wang, H. Dong, L. Jiang and W. Hu, *Chem. Soc. Rev.*, 2018, **47**, 422–500.
- 88 M. A. C. Stuart, W. T. S. Huck, J. Genzer, M. Müller, C. Ober, M. Stamm, G. B. Sukhorukov, I. Szleifer, V. V. Tsukruk, M. Urban, F. Winnik, S. Zauscher, I. Luzinov and S. Minko, *Nat. Mater.*, 2010, **9**, 101–113.
- 89 L. Zhai, *Chem. Soc. Rev.*, 2013, **42**, 7148–7160.
- 90 A. S. Hoffman, *Adv. Drug Delivery Rev.*, 2013, **65**, 10–16.
- 91 J. Peng, C. C. Han, J. K. Bai, X. M. Cao, J. Z. Wang, Y. F. Cao and J. H. Jia, *Cryst. Growth Des.*, 2022, **22**, 7187–7194.
- 92 L. Lan, H. Liu, X. Yu, X. Liu and H. Zhang, *Angew. Chem., Int. Ed.*, 2021, **60**, 11283–11287.
- 93 D. W. Kim, Y. Hagiwara, S. Hasebe, N. O. Dogan, M. Zhang, T. Asahi, H. Koshima and M. Sitti, *Adv. Funct. Mater.*, 2023, **33**, 2305916.
- 94 E. S. Miranda, T. H. Silva, R. L. Reis and J. F. Mano, *Tissue Eng.*, 2011, **17**, 2663–2674.
- 95 Y. Li, X. Wang and J. Sun, *Chem. Soc. Rev.*, 2012, **41**, 5998–6009.
- 96 X. Wang, Y. Wang, S. Bi, Y. Wang, X. Chen, L. Qiu and J. Sun, *Adv. Funct. Mater.*, 2014, **24**, 403–411.
- 97 S. Takahashi, I. Suzuki, T. Ojima, D. Minaki and J. Anzai, *Sensors*, 2018, **18**, 317.
- 98 Y. Li, D. Ji, J. Liu, Y. Yao, X. Fu, W. Zhu, C. Xu, H. Dong, J. Li and W. Hu, *Sci. Rep.*, 2015, **5**, 13195.
- 99 S. Jiang, Y. Zeng, W. Zhou, X. Miao and Y. Yu, *Sci. Rep.*, 2016, **6**, 19313.
- 100 V. V. Pradeep and R. Chandrasekar, *Adv. Opt. Mater.*, 2022, **10**, 2201150.
- 101 V. V. Pradeep, M. Chosenyah, E. Mamonov and R. Chandrasekar, *Nanoscale*, 2023, **15**, 12220–12226.
- 102 V. V. Pradeep, A. V. Kumar and R. Chandrasekar, *Laser Photon. Rev.*, 2023, **17**, 2300552.
- 103 M. Mitsuishi, Y. Koishikawa, H. Tanaka, E. Sato, T. Mikayama, J. Matsui and T. Miyashita, *Langmuir*, 2007, **23**, 7472–7474.
- 104 S. Srivastava, M. Fukuto and O. Gang, *Soft Matter*, 2018, **14**, 3929–3934.
- 105 C. Yang, Y. Sun, X. Li, C. Li, J. Tong, J. Li, P. Zhang and Y. Xia, *Nanoscale Res. Lett.*, 2018, **13**, 184.
- 106 Y. Park, I. Yun, W. G. Chung, W. Park, D. H. Lee and J. Park, *Adv. Sci.*, 2022, **9**, 2104623.

