

COMMUNICATION

[View Article Online](#)
[View Journal](#) | [View Issue](#)Cite this: *RSC Mechanochem.*, 2024, 1, 158Received 20th January 2024
Accepted 22nd February 2024

DOI: 10.1039/d4mr00005f

rsc.li/RSCMechanochem

Mechanochemical indium(0)-mediated Barbier allylation of carbonyl compounds: unexpected immiscible water additive effect for hydrophobic reagents†

Nuri Kim,^{‡a} Eun Sul Go^{‡a} and Jeung Gon Kim^{‡ab}

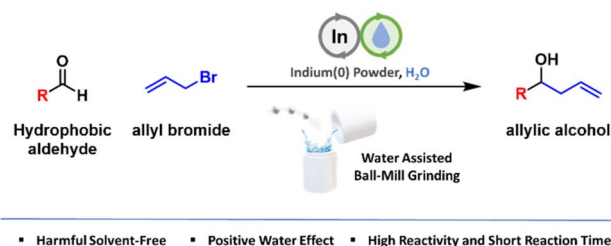
Indium-mediated Barbier allylation exhibited a positive effect with the addition of water under mechanochemical ball-milling conditions. A small amount of water as an additive selectively boosted the allylation of solid-state hydrophobic aldehydes despite their immiscibility. The broad scope and scalability of this method are also demonstrated herein.

Barbier allylation represents a highly efficient and mild method for forming C–C bonds.¹ This popular method combines allyl halides with zero-valent metals to generate metal allyl intermediates. These intermediates then readily react with a wide array of carbonyl compounds, including aldehydes, ketones, imines, and more, producing homoallylic alcohols and amines that expand the possibilities in chemical synthesis. Many metals demonstrate remarkable reactivity and group 13 indium creates its own distinct domain.² Indium allylation shows exceptional functional group tolerance, enabling broad scope and facile operation under ambient conditions. Additionally, its employment in green chemistry practices, utilizing environmentally benign or less toxic indium metal and solvents such as water, has garnered unique attention.

One of the most notable features of indium-mediated reactions is the use of water as a solvent.³ Water is highly desirable for chemical transformations due to its environmentally benign nature, and organoindium reagents have shown excellent stability and reactivity under aqueous conditions. However, the poor water solubility of many organic materials has limited the use of aqueous conditions. This issue becomes more pronounced when handling solid reagents.

To address this problem, we highlight the use of mechanochemistry. Mechanical energy, supplied by methods such as ball-milling or twin-screws, can promote chemical transformations with minimal or no solvent use.⁴ Recently, there has been significant progress in mechanochemistry, with successes in enhancing chemical reactivity, improving green metrics, and discovering new chemistry, establishing it as a vital approach for scale-up and commercialization.⁵ We have achieved success with the mechanochemical Barbier allylation reaction using indium metal. While water as a solvent is incompatible with organic solid reagents, it enhances the reaction under solvent-free mechanochemical conditions, outperforming the more sluggish neat reactions (Scheme 1).

Among many mechanochemical reactions with zero-valent metals,⁶ a closely related study on mechanochemical ball-milling, zinc-mediated Barbier allylation, was reported by Browne and coworkers.⁷ They demonstrated that a series of aldehydes and ketones underwent high-yielding allylations using zinc flakes and allyl bromide. The reaction proceeded well with just zinc, aldehydes, and allyl bromide; however, the addition of a liquid additive, DMSO (1.5 equiv.), improved the reaction to a quantitative level. Notably, the study did not explore the use of water as an additive, probably due to the corrosiveness of zinc in water. Suzuki and coworkers also explored bismuth-mediated allylation using a solvent-free ball-milling approach.⁸ While bismuth is recognized for its ability



Scheme 1 Brief summary of water assisted mechanochemical indium Barbier allylation.

^aDepartment of Chemistry, Research Institute of Physics and Chemistry, Jeonbuk National University, Jeonju, 54896, Republic of Korea. E-mail: jeunggonkim@jbnu.ac.kr

^bDepartment of JBNU-KIST Industry-Academia Convergence Research, Jeonbuk National University, Jeonju, 54896, Republic of Korea

† Electronic supplementary information (ESI) available. See DOI: <https://doi.org/10.1039/d4mr00005f>

‡ These authors contributed equally.

to promote organic transformations in aqueous media, including allylation reactions,⁹ their study did not investigate the use of water or any other liquid additives.

In this work, we commenced with solid 4-phenylbenzaldehyde (**1a**), allyl bromide (1.5 equiv.), and indium powder (325 mesh, 2.0 equiv.) as outlined in Table 1. The reaction mixture was placed in a 10 mL Teflon jar along with three 7 mm stainless steel (SS) balls. A vibratory motion was applied at a frequency of 30 Hz using a Retsch MM400 mixer mill for 30 minutes. The resulting mixture was analyzed using proton nuclear magnetic resonance spectroscopy (¹H NMR) against a CH₂Br₂ standard. Although all aldehydes had disappeared, only 33% of the intended homoallylic alcohol product, **2a**, was detected (entry 1), with the remaining 67% comprising side products that are insoluble in the organic phase.

The next set of experiments investigated liquid-assisted grinding (LAG) (entries 2–7).¹⁰ The addition of a small volume of liquid to the overall mass of reactants, generally between 0.1 and 1.0 μL mg^{−1}, facilitates reagent mixing or creates a more favorable reaction environment, thus leading to higher efficiency and selectivity. A series of liquids (40 μL) demonstrated a positive effect, increasing the yield of product **2a**. Notably, water as an additive provided the best allylation selectivity with a 98% yield (entry 2). For many solid-state ball-milling processes, the addition of a suitable solvent can reduce crystallinity, leading to better dispersion. In this case, poorly miscible water facilitated allylation over other side reactions. Initially, we hypothesized *in situ* acetal formation upon water treatment. However, infrared (IR) spectroscopy of the post-ball-milling mixture of **1a** and water did not indicate any conversion from aldehyde with no changes in the IR spectra corresponding

to carbonyls (1693 cm^{−1}) except for a broad water signal at above 3000 cm^{−1} (see Fig. S1†). When organic transformation is accelerated in a water medium, the hydrophobic effect and hydrogen bonding are generally proposed mechanisms.¹¹ The hydrophobic effect is relevant when organic substrates are immersed in a large quantity of water, which does not align with the conditions of LAG. Moreover, IR spectra of the **1a** and water mixture did not exhibit any carbonyl group shift, ruling out hydrogen bonding activation. Therefore, the specific role of water in enhancing the reaction remains elusive. Other protic solvents, such as methanol (entry 3) and 1-hexanol (entry 4), also improved the selectivity for **2a**. A series of polar aprotic solvents, including dimethyl sulfoxide (entry 5), tetrahydrofuran (entry 6), and dimethylformamide (entry 7), were examined. While reports of zinc-mediated mechanochemical allylation suggest that coordinating liquids in LAG might facilitate better conversion by aiding zinc disassembly, our findings show that while protic solvents noted improvement, it was less significant than that with protic ones.

The amounts of reagents were scrutinized. Using less of both allyl bromide (1.1 equiv., entry 8) and indium (1.1 equiv., entry 9) resulted in a loss of reactivity to 37% and 67% respectively. Employing a harder SS jar did not hamper the efficiency (entry 10). Another widely used setup, employing a zirconia jar (10 mL) with three zirconia balls (8 mm each), also achieved quantitative conversion to product **2b** (entry 11). While the indium reaction showed a strong deviation in aldehyde conversions and allylation products, aldehyde remained intact (5% conv.). The reaction time could be shortened to 5 minutes, achieving full conversion to homoallylic alcohol **2a** (entry 12). However, lowering mixing frequency to 20 Hz resulted in poor allylation selectivity (48%, entry 13). A conventional reaction involving an

Table 1 Optimization of mechanochemical indium allylation

Entry	Alternations to the standard conditions	Time (min)	Aldehyde conv. ^a (%)	Product yield ^a (%)
1	None	30	>99	33
2	H ₂ O (40 μL)	30	>99	98
3	Methanol (40 μL)	30	>99	86
4	1-Hexanol (40 μL)	30	99	80
5	DMSO (40 μL)	30	>99	89
6	THF (40 μL)	30	>99	55
7	DMF (40 μL)	30	>99	72
8	Allyl-Br 1.1 equiv., H ₂ O (40 μL)	30	98	37
9	In 1.1 equiv., H ₂ O (40 μL)	30	98	67
10	SS 10 mL jar instead of Teflon, H ₂ O (40 μL)	30	>99	98
11	Zirconia jar (10 mL) and balls (8 mm × 3), H ₂ O (40 μL)	30	>99	98
12	H ₂ O (40 μL)	5	>99	98
13	20 Hz, H ₂ O (40 μL)	30	>99	48
14	H ₂ O 1 mL as solvent in 4 mL vial with magnetic stirring	30	63	51

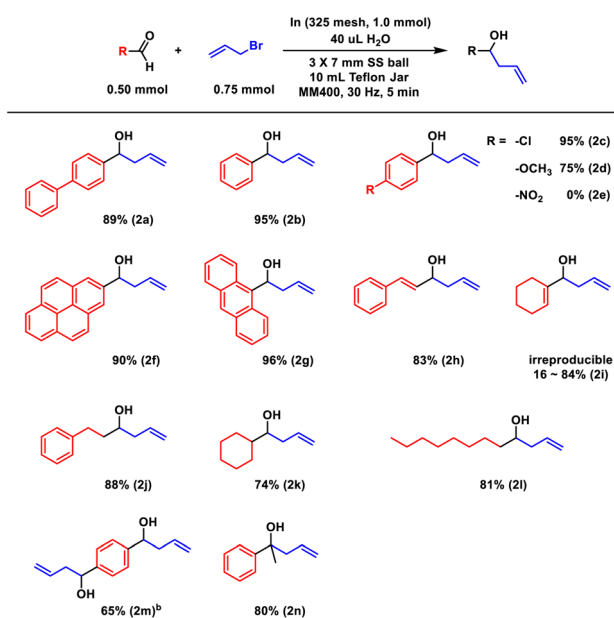
^a Based on ¹H NMR analysis of the crude reaction mixture using CH₂Br₂ as the internal standard.



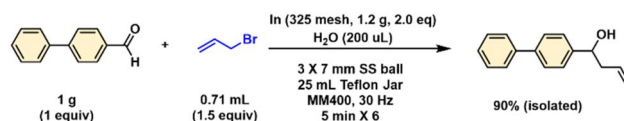
excess of water (1 mL) also produced **2a** without mechanical treatment, but the efficiency was considerably lower at 51% (entry 14).

Next, we scrutinized the scope of aldehydes (Scheme 2). A brief reaction time of 5 minutes proved effective for most substrates, regardless of their physical state. Water-assisted grinding maintained high efficiency, exemplified by liquid benzaldehyde achieving a 95% yield (**2b**). The anticipated electronic effect was observed; an electron-withdrawing para-chloride group enhanced the electrophilic efficiency of the carbonyl unit, yielding nearly quantitative results (95%, **2c**). Conversely, an electron-donating *para*-methoxy group decreased the allylation efficiency (75%, **2d**). Notably, benzaldehyde with a nitro substituent failed to undergo allylation (**2e**). 4-Nitro-benzaldehyde disappeared, but no product soluble in organic solvent was isolated. The previous report on aqueous indium allylation also observed no selectivity towards allylation.¹² Other hydrophobic solid aldehydes, such as 1-pyrenyl and 9-anthracene aldehydes (melting points of 123 °C and 103 °C, respectively), underwent indium allylation almost quantitatively, with yields of 90% (**2f**) and 96% (**2g**).

A variety of aliphatic aldehydes also maintained high efficiency. However, enone-type substrates yielded mixed results. Cinnamaldehyde cleanly converted to homoallylic alcohol (**83%**, **2h**), while 1-cyclohexenyl aldehyde exhibited irreproducible yields (16–84%, **2i**). No conjugate products were formed other than **2h** and **2i**. Saturated alkyl aldehydes, both linear and cyclic, showed similar reactivities (**2j–l**). Remarkably, terephthalaldehyde underwent predominant double allylation, with no mono-allylation product detected in the crude NMR analysis (**2m**). Lastly, when we applied the representative ketone, acetophenone, under identical conditions, a commendable yield of 80% was achieved (**2n**).



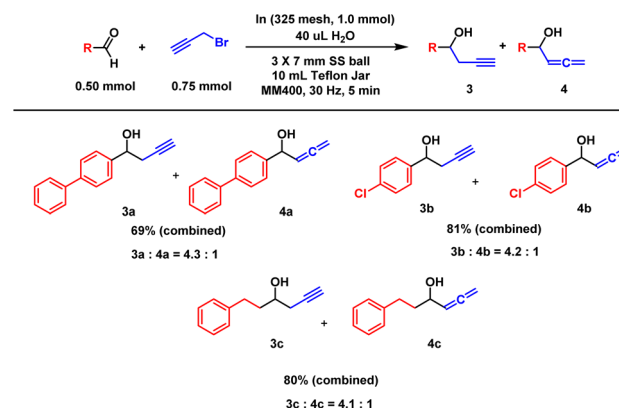
Scheme 2 Scope of carbonyl compounds. ^aAll reactions were performed twice, and average values are reported. ^b0.25 mmol substrate with 0.75 mmol allyl bromide and 1.0 mmol indium.



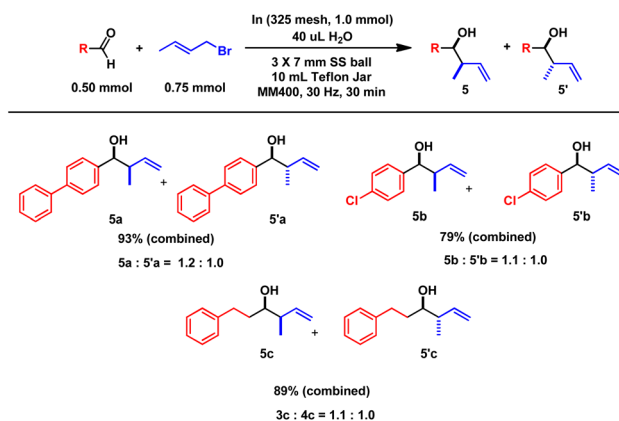
Scheme 3 A gram scale allylation of aldehyde **1a**.

A gram-scale allylation was initiated using aldehyde **1a** (1 g), placed in a 25 mL Teflon container along with three 7 mm stainless steel (SS) balls. The initial attempt, involving transfer conditions of 30 Hz for 5 minutes, did not achieve full conversion, resulting in 59% conversion of **1a** and a 57% yield of the product **2b**. Adjusting the procedure to include six cycles of 5-minute milling with 5-minute breaks in between led to complete conversion and a 90% isolation yield (Scheme 3).

Other structurally related reactions, such as propargylation and crotylation, were explored, as depicted in Schemes 4 and 5. Metal allylation can proceed *via* two distinct reaction pathways: S_N2 and S_N2' .¹³ In propargylation reactions, the S_N2 pathway predominated, predominantly yielding propargyl alcohols across various aldehydes. The standard aldehyde, 4-phenylbenzaldehyde, displayed a somewhat slower rate, leading to



Scheme 4 Mechanochemical indium propargylation. ^aAll reactions were performed twice, and average values are reported.



Scheme 5 Mechanochemical indium crotylation. ^aAll reactions were performed twice, and average values are reported.



an incomplete reaction and a reduced yield of 69%. The ratio of propargyl to allenyl alcohol was observed to be 4.3 : 1 (**3a** : **4a**). Other aldehydes, such as 4-chloro-benzaldehyde and hydrocinnamaldehyde, achieved better efficiency, with yields of 81% (**3b** + **4b**) and 80% (**3c** + **4c**), respectively, and demonstrated similar selectivity (**3b** : **4b** = 4.2 : 1, **3c** : **4c** = 4.1 : 1).¹⁰ In contrast, crotylation reactions exclusively yielded S_N2' products, showing high reactivity under similar conditions. However, these reactions did not exhibit meaningful stereoselection between the *syn* (**5**) and *anti* (**5'**) products, aligning with the results from previous aqueous indium allylation studies.¹⁴ In all cases, the products showed a near equimolecular ratio of *syn* and *anti* structures.^{3a}

Conclusions

This communication highlights another achievement in solvent-free mechanochemical reactions: indium-mediated Barbier allylations. Whereas previous aquatic reactions were limited in their scope of aldehydes in the case of hydrophobicity, the newly disclosed solvent-free ball-milling allylation has removed its barrier and enhanced green metrics. The surprising effectiveness of the immiscible water additive not only enhanced indium allylations but also conveyed a significant message: sometimes, a poor solvent can be a beneficial choice of additive in mechanochemistry.

Author contributions

Conceptualization, funding acquisition, supervision, and writing: JGK; investigation, data curation, formal analysis, and validation: NK and ESG.

Conflicts of interest

There are no conflicts to declare.

Acknowledgements

This project was supported by the National Research Foundation of Korea (NRF-2019R1A2C1087769).

References

- (a) C.-J. Li, *Tetrahedron*, 1996, **52**, 5643–5668; (b) T. Hiyama, M. Sawahata and M. Obayashi, *Chem. Lett.*, 1983, 1237–1238; (c) T. Imamoto, T. Kusumoto, Y. Tawarayama, Y. Sugiura, T. Mita, Y. Hatanaka and M. Yokoyama, *J. Org. Chem.*, 1984, **49**, 3904–3912; (d) C.-J. Li and W.-C. Zhang, *J. Am. Chem. Soc.*, 1998, **120**, 9102–9103; (e) B. Sain, D. Prajapati and J. S. Sandhu, *Tetrahedron Lett.*, 1992, **33**, 4795–4798; (f) M. Wada and K. Akina, *Tetrahedron Lett.*, 1985, **26**, 4211–4212; (g) J. H. Dam, P. Fristrup and R. Madsen, *J. Org. Chem.*, 2008, **73**, 3228–3235.
- (a) Z.-L. Shen, S.-Y. Wang, Y.-K. Chok, Y.-H. Xu and T.-P. Loh, *Chem. Rev.*, 2013, **113**, 271–401; (b) P. H. Li, *Bull. Korean Chem. Soc.*, 2007, **28**, 17–28; (c) S. Araki, H. Ito and Y. Butsugan, *J. Org. Chem.*, 1988, **53**, 1831–1833; (d) C.-J. Li and T.-H. Chan, *Tetrahedron Lett.*, 1991, **32**, 7018–7020.
- (a) M. B. Issac and T.-H. Chan, *Tetrahedron Lett.*, 1995, **36**, 8957–8960; (b) S. Nakamura, Y. Hara, T. Furukawa and T. Hirashita, *RSC Adv.*, 2017, **7**, 15582–15585; (c) X.-H. Yi, Y. Meng and C.-J. Li, *Tetrahedron Lett.*, 1997, **38**, 4731–4734; (d) T.-H. Chan and Y. Yang, *J. Am. Chem. Soc.*, 1999, **121**, 3228–3229; (e) T.-P. Loh and X.-R. Li, *Eur. J. Org. Chem.*, 1999, **1999**, 1893–1899; (f) C.-J. Li and T.-H. Chan, *Tetrahedron*, 1999, **55**, 11149–11176.
- (a) S. J. James and T. Friščić, *Chem. Soc. Rev.*, 2013, **42**, 7494–7496; (b) J.-L. Do and T. Friščić, *ACS Cent. Sci.*, 2017, **3**, 13–19; (c) J. L. Howard, Q. Cao and D. L. Browne, *Chem. Sci.*, 2018, **9**, 3080–3094; (d) T. Friščić, C. Mottillo and H. M. Titi, *Angew. Chem., Int. Ed.*, 2020, **59**, 1018–1029.
- (a) J. Anderson and J. Mack, *Green Chem.*, 2018, **20**, 1435–1443; (b) J. F. Reynes, V. Isoni and F. García, *Angew. Chem., Int. Ed.*, 2023, **62**, e202300819.
- A. C. Jones, J. A. Leitch, S. E. Raby-Buck and D. L. Browne, *Nat. Synth.*, 2022, **1**, 763–775.
- J. Yin, R. T. Stark, I. A. Fallis and D. L. Browne, *J. Org. Chem.*, 2020, **85**, 2347–2354.
- S. Wada, N. Hayashi and H. Suzuki, *Org. Biomol. Chem.*, 2003, **1**, 2160–2163.
- K. Smith, S. Lock, G. A. El-Hiti, M. Wada and N. Miyoshi, *Org. Biomol. Chem.*, 2004, **2**, 935–938.
- (a) P. Ying, J. Yu and W. Su, *Adv. Synth. Catal.*, 2021, **363**, 1246–1271; (b) J. L. Howard, Y. Saratov, L. Resusseau, C. Schotten and D. L. Browne, *Green Chem.*, 2017, **19**, 2798–2802.
- (a) R. Breslow, *Acc. Chem. Res.*, 1991, **24**, 159–164; (b) M. Cortes-Clerget, J. Yu, J. R. A. Kincaid, P. Walde, F. Gallou and B. H. Lipshutz, *Chem. Sci.*, 2021, **12**, 4237–4266.
- V. J. Bryan, PhD Thesis, McGill University, 1999.
- S. Dutta, T. Bhattacharya, D. B. Werz and D. Maiti, *Chem*, 2021, **7**, 555–605.
- M. B. Issac and T.-H. Chan, *J. Chem. Soc., Chem. Commun.*, 1995, 1003–1004.

