


 Cite this: *Phys. Chem. Chem. Phys.*,
 2024, 26, 16567

Combining low-cost electronic structure theory and low-cost parallel computing architecture†

 Pit Steinbach  and Christoph Bannwarth *

The computational efficiency of low-cost electronic structure methods can be further improved by leveraging heterogenous computing architectures. The software package TeraChem has been developed since 2008 to make use of graphical processing units (GPUs), particularly their strong single-precision performance, for the acceleration of quantum chemical calculations. Here, we present the implementation of three low-cost methods, namely HF-3c, PBEh-3c, and the recently introduced ω B97X-3c. We show that these can benefit in terms of performance when combined with “consumer grade” GPUs by leveraging the mixed precision integral handling in TeraChem. The current limitation of the latter’s GPU integral library is that Gaussian integrals only for functions with angular momentum $l < 3$ can be computed, which generally restricts the achievable accuracy in terms of the one-particle basis set. Particularly, the implementation of the ω B97X-3c method now enables higher accuracy with this setting which, in turn, provides the most efficient implementation accessible with consumer-grade hardware. We furthermore show that the implemented 3c methods can be combined with the hh-TDA formalism. This gives new and efficient low-cost multi-configurational excited states methods, which are benchmarked for the description of lowest vertical excitation energies in this work. All in all, the combination of these efficient electronic structure theory methods with affordable highly parallelized computing hardware provides an optimal computational and monetary cost to accuracy ratio.

 Received 14th December 2023,
 Accepted 20th May 2024

DOI: 10.1039/d3cp06086a

rsc.li/pccp

1 Introduction

When attempting the computation of chemical properties with high accuracy, considering the flexibility of the investigated molecules is essential.^{1–3} This task usually involves the computation of energies and gradients for many geometries to explore the configurational space.^{4,5} For this exploratory phase usually semi-empirical or classical methods are used.^{6–8} This choice of theory level often leads to a lack in accuracy of the corresponding energies, making a precise determination of the lowest-lying conformers difficult. For this purpose, an *ab initio* method with reasonable energy description at low computational cost is beneficial. An additional field of application for such methods, would be the computation of thermochemical properties for large molecules.⁹ For transition state geometry searches, efficient methods are also of interest since many singlepoint, gradient and even Hessian matrix calculations are necessary. For such situations, Grimme and coworkers pioneered the development of “low-cost” *ab initio* methods, with HF-3c.¹⁰ The so-called “3c methods” are characterized by

small basis sets and empirical correction schemes,^{11–13} specially fitted for this combination of method and basis set. This concept was successfully adapted to density functional theory (DFT), for example, with PBEh-3c and the recently introduced ω B97X-3c.^{9,14–16} Details about the components of the aforementioned composite methods are discussed later on in this work.

Variants without Fock exchange may benefit from significant speed-up if combined with the resolution-of-the-identity approximation for Coulomb integrals (RIJ).¹⁷ This has then enabled the use of basis sets with somewhat larger cardinal numbers (triple-zeta), providing larger variational flexibility than achievable with minimal and double-zeta basis sets. The previously published B97-3c¹⁵ and r²SCAN-3c¹⁶ methods are the representatives of this 3c method subset. In combination with the RIJ approximation, these have become very popular in well-established CPU-based quantum chemistry packages like ORCA^{18,19} or TURBOMOLE.^{20,21} The small basis set 3c methods with Fock exchange, however, may be favored in situations when the DFT-related self interaction error becomes relevant, *e.g.*, in polar systems or for the calculation of excited states. Particularly, the most recent variant, ω B97X-3c,⁹ also holds promise for delivering reasonable ground state energetics with very compact basis sets. By far, the rate-determining step remains the computation of the Fock exchange in this method, as well as in the HF-3c and PBEh-3c methods. Acceleration of

Institute for Physical Chemistry, RWTH Aachen University, Melatener Str. 20, 52074 Aachen, Germany. E-mail: bannwarth@pc.rwth-aachen.de

† Electronic supplementary information (ESI) available. See DOI: <https://doi.org/10.1039/d3cp06086a>



this component is less straightforward than for Coulomb integrals: here, the formal scaling with the system size cannot be reduced *via* a resolution-of-the-identity scheme.²² Instead, the formal scaling can be reduced from quartic to cubic only by introduction of a seminumerical integration scheme.^{23–27}

These are particularly effective for large basis sets with cardinal number of three or higher. For small basis sets (minimal and double-zeta), however, using schemes that provide a lower formal scaling are expected to be less significant, as reducing the effective scaling, *e.g.*, through Schwarz screening,²⁸ can already lead to more significant speed-ups. For example, the standard GPU-accelerated integral library in the quantum chemistry program TeraChem^{29,30} makes no use of any formal scaling reduction scheme (like resolution-of-the-identity or seminumerical integration) but strongly reduces the effective scaling through efficient prescreening of necessary ERIs to be computed. In the present work, we take the subset of Fock exchange-inclusive 3c methods with small basis sets (HF-3c, PBEh-3c, and ω B97X-3c) and implement them into the quantum chemistry program TeraChem.

Here, the effective wall time can be further reduced by using heterogeneous computing architecture like graphical processing units (GPUs). GPUs represent highly parallel computing architectures that are well suited for single instruction operations performed on multiple data points. Electronic structure theory is, in principle, a prime application for GPU acceleration, due to the large number of integral evaluations and linear algebra operations to be performed.^{31–39} Leveraging GPUs in scientific computing was particularly enabled through the release of NVIDIA's Compute Unified Device Architecture (CUDA) toolchain for general purpose GPU computing in 2007.⁴⁰ During the advent of CUDA, the idea for the TeraChem^{29,30} software package emerged. The initial focus was the computation of the electron repulsion integrals (ERIs), which marks the computational bottleneck for most methods.^{41–44} An initial limitation of GPUs in electronic structure theory calculations was the availability and performance of double-precision floating point (FP64) operations. FP64 describes the use of 64 bits to store floating point numbers, which leads to a precision of 15–17 significant digits.^{45,46} This high precision is generally necessary in quantum chemical calculations, since usually large total electronic energies or large energy terms of opposing sign need to be stored. However, the net energy changes relevant for chemistry are often much smaller, such that these can be expressed sufficiently well within single-precision floating point (FP32) arithmetic. Consequently, by using reformulations of the self-consistent field (SCF)⁴⁷ method like incremental SCF techniques, and clever handling of ERIs,^{29,48} the majority of operations may be carried out with FP32 numbers, while the number of costly FP64 operations can be reduced considerably. This is realized in the so-called “mixed-precision” (MP) scheme⁴⁸ in TeraChem, which enables precision errors nearly as low as a full FP64 ERI handling, but at a computational cost much closer to an FP32 treatment. The corresponding integral routines became the core of the TeraChem codebase and are encapsulated into the IntBox library.³⁰ Hence, all electronic structure theory implementations inherit the speed of those fundamental routines by using Fock matrix components from this library.

While the need of algorithms leveraging good FP32 performance may have been mitigated with the advent of FP64 capable GPUs (*e.g.*, from the Tesla family), so-called “consumer-grade” or “gaming” GPUs still show significant efficiency drops (1:64), when it comes to computations executed in double-precision (FP64). At the same time, “consumer-grade” GPUs are often cheaper by about a factor of 2–10. Hence, the availability of MP schemes in electronic structure theory remains of great importance in order to leverage this kind of low-priced computing hardware. Furthermore, the total memory capacity of consumer-grade GPUs (<24 GB) remains a limiting factor. The implication for quantum chemistry is that most GPU-based integral implementations are only available, at least with superior performance, for Gaussian basis functions with angular momentum of $l < 3$ (*i.e.*, *s*, *p*, and *d* functions).^{29,37,39}

In this this work, we want to put the focus on combining such low-cost heterogeneous computing architecture with the low-cost Fock exchange-inclusive 3c methods. To further highlight our implementation of those methods in TeraChem, we present a new field of application for the 3c methods arising from their availability in TeraChem and choose to focus on excited states. Especially in the realm of simulation of energy conversion materials, an ongoing need for efficient excited states methods applicable to molecular complexes exists. A promising candidate in this regard is the recently suggested variation of hole–hole Tamm–Dancoff Approximation (hh-TDA).^{49,50} This relatively inexpensive multi-configuration framework can be coupled with the 3c methods in the quantum chemistry package TeraChem. Ultimately, this combination and use of MP enables robust and fast exploratory excited-state potential energy surface calculations. We focus on benchmarking vertical excitations in this work, but conical intersections are also accessible with hh-TDA, as shown before.^{49,50} A short theoretical introduction to hh-TDA will be given in the Section 1.1.

1.1 Hole–hole Tamm–Dancoff approximation

We give a short overview on hh-TDA, starting from the non-Hermitian eigenvalue problem of the particle–particle random phase approximation:^{49,51}

$$\begin{pmatrix} \mathbf{A}^{\text{pp}} & \mathbf{B}^{\text{ph}} \\ \mathbf{B}^{\text{hp}} & \mathbf{A}^{\text{hh}} \end{pmatrix} \begin{pmatrix} \mathbf{X} \\ \mathbf{Y} \end{pmatrix} = \begin{pmatrix} \mathbf{X} \\ \mathbf{Y} \end{pmatrix} \begin{pmatrix} \omega & 0 \\ 0 & -\omega \end{pmatrix} \quad (1)$$

The superscripts pp and hh define particle–particle and hole–hole blocks of the pairing field response, respectively. The matrices \mathbf{X} and \mathbf{Y} contain the eigenvectors, corresponding to the pp and hh transition amplitudes. The corresponding eigenvalues (double ionization energies) are given in the diagonal matrix ω . Within the Tamm–Dancoff approximation,⁵² the coupling matrices \mathbf{B}^{hp} and \mathbf{B}^{ph} between the pp and hh channels are neglected. The hh block yields an eigenvalue problem giving the hh-TDA equation as:

$$\mathbf{A}^{\text{hh}}\mathbf{Y} = \mathbf{Y}\omega^{\text{hh}} \quad (2)$$



The elements of \mathbf{A}^{hh} are given as:

$$[\mathbf{A}^{\text{hh}}]_{ik,jl} = -\delta_{ij}\delta_{kl}(\epsilon_i + \epsilon_k) + a_{\chi}([pr|qs] - [il|kj]) \quad (3)$$

δ denotes Kronecker delta, ϵ denotes the orbital energy, $ijkl$ denotes occupied spin orbitals. The response kernel is scaled according to the amount of Fock-exchange a_{χ} used in the density functional approximation (DFA).⁴⁹ In the case of a range-separated DFA, a modified Coulomb operator is used, which is not further discussed in this work. For a comprehensive derivation, we refer the reader to ref. 49. Instead of the double anionic reference proposed in the original work,⁴⁹ later work⁵⁰ proposed a more robust variant using fractionally occupied molecular orbitals (FOMO) of an N electron system with the occupied space spanning all orbitals required to describe the double anionic ($N + 2$) system. This variant will be used for benchmarking in this work.

1.2 Low-cost 3c composite methods with Fock exchange

For implementation in TeraChem, we favored those 3c methods with Fock exchange since the efficient exchange matrix build of the former can be leveraged.²⁹ Therefore, the HF-3c, PBEh-3c, and ω B97X-3c are added to the TeraChem software suite. Table 1 gives an overview of the components of the implemented methods.

Due to the missing London dispersion in Hartree-Fock (HF), a specially fitted dispersion correction based on the DFT-D3 model¹² (with Becke-Johnson damping)⁵³ is used. The basis set incompleteness error and basis set superposition error (BSSE) are reduced by corrections applied using the geometrical counterpoise correction (gCP)¹¹ and a short-range bond correction. These three corrections lead to the original naming scheme with the “3c” suffix.

As a successor, PBEh-3c also includes dispersion and BSSE corrections fitted for the use with the high amount of non-local Fock exchange (42%). Different from HF-3c, three-body Axilrod-Teller_Muto (ATM) dispersion terms¹² are included and a modified, short-ranged damped gCP correction is used. The def2-mSVP basis is mainly derived from the def2-SVP,⁵⁴ but was modified for various elements.¹⁴ This composite method also involves changes to the parameters of the PBE0 exchange and correlation functionals.^{55,56}

The latest addition to this family of composite methods is ω B97X-3c.⁹ Here, Grimme and coworkers developed a new double zeta basis set with large-core effective core potentials (ECPs). A large number of primitive Gaussian functions is used for every contracted Gaussian, allowing a good description with

a small number of basis set coefficients. The basis set is constructed such that the BSSE is relatively low compared to basis sets with the same cardinal number.⁹ A correction using a fitted gCP model is thereby not necessary for this method. The parameters for the functional and range-separated exchange are unchanged to those in the parent ω B97X-V method.⁵⁷ In the following section, we will further go into the details of the integral handling in TeraChem.

1.3 Computation of electron repulsion integrals and mixed precision scheme in TeraChem

Hybrid DFT methods use a combination of exact Fock exchange combined with a density-based exchange functional. Inclusion of Fock exchange increases the computational cost, however, it is essential when considering excited states, *e.g.*, via time-dependent DFT (TD-DFT)⁵⁸ or through the hh-TDA framework. Furthermore, it was shown to improve the thermochemistry of reactions.⁵⁹ We can leverage the GPU-based Fock exchange build routine in TeraChem to speed-up this costly process. All integrals within TeraChem are computed in an effectively low-scaling integral-direct fashion,³⁰ while approximations such as the resolution-of-the-identity (RI)¹⁷ are not employed. We will outline the steps used to reduce the number of FP64 operations and, thereby, improve the performance with consumer-grade GPUs.⁴⁸

To estimate the numerical value of off-diagonal elements in ERI tensors, TeraChem employs a density-weighted Schwarz bound:^{28,30,47,48}

$$|(\mu\nu|\kappa\lambda)D_{\kappa\lambda}| \leq \left| \sqrt{(\mu\nu|\mu\nu)(\kappa\lambda|\kappa\lambda)} D_{\kappa\lambda} \right| \quad (4)$$

Here, $(\mu\nu|\kappa\lambda)$ are ERI integrals in the non-orthogonal atomic orbital (AO) basis and $D_{\kappa\lambda}$ is the density matrix element for the AOs κ and λ . We are simplifying the mathematical approach here slightly, as the actual implementation performs the screening based on primitives and uses the largest density matrix element of a shell-shell pair for screening.³⁰ The density-weighted ERI tensor elements are then sorted according to the value estimated by eqn (4). Based on a threshold ϵ_{screen} , values are screened-out and neglected for computation. Due to the performance difference between FP32 and FP64 operations, a further sorting of values is beneficial. The $\epsilon_{\text{FP64-FP32}}$ threshold determines if single or double precision is used for the calculation of those elements. This value can remain constant during the self-consistent field (SCF), yielding the “mixed precision” scheme proposed by Luehr *et al.*⁴⁸ The change of this value with the SCF cycles gives the “dynamic precision” scheme.⁴⁸ A graphical representation of this tiered precision scheme for ERI tensors can be seen in Fig. 1.

As already suggested by Almlöf *et al.*,⁴⁷ density-based screening approaches are more effective when combined with an incremental build of the Fock Matrix \mathbf{F} (shown here for the closed-shell case):

$$\mathbf{F}^m = \mathbf{F}^{m-1} + \Delta\mathbf{J}^m - \frac{1}{2}\Delta\mathbf{K}^m \quad (5)$$

In this equation, m is the number of the current SCF cycle and

Table 1 Components of the 3c methods presented earlier and implemented in this work

Method	HF-3c ¹⁰	PBEh-3c ^{a,14}	ω B97X-3c ⁹
Basis	MINIX	def2-mSVP	vDZP
Fock exchange [%]	100	42	16.7–100
Dispersion	D3(BJ) ^{12,53}	D3(BJ)+ATM ^{12,53}	D4 ¹³
gCP ¹¹	✓	✓	✗

^a Additionally, three functional parameters were modified (w.r.t. the PBE functional).



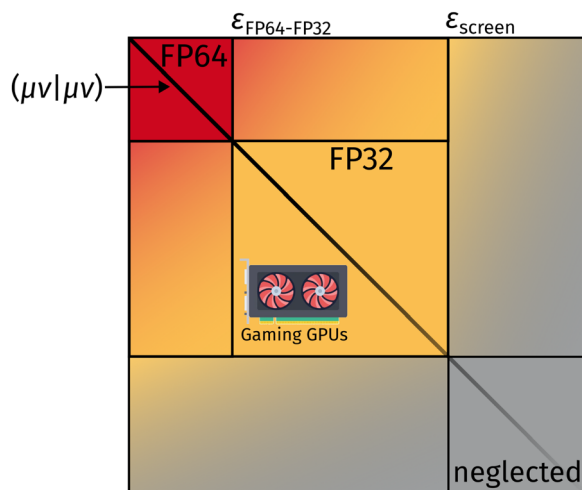


Fig. 1 Schematic graphical representation of ERI values sorted by numerical value. The numerically largest ERIs are computed in FP64 and are colored in red. ERIs below ϵ_{screen} are neglected and not computed. Integrals with values between $\epsilon_{\text{FP64-FP32}}$ and ϵ_{screen} are computed using FP32 operations. Weighting with the density matrix (not visualized for simplicity) further reduces the number of costly ERI evaluations.

$\Delta\mathbf{J}^m$ and $\Delta\mathbf{K}^m$ are the Coulomb and exchange matrices, respectively, built from the difference density $\Delta\mathbf{D}^m$ of the current iteration (with $\Delta\mathbf{D}^m = \mathbf{D}^m - \mathbf{D}^{m-1}$).

Combining the mixed-precision scheme and incremental Fock builds reduces the number of FP64 operations required and thus speeds-up the computation, especially on “gaming” GPUs. However, the GPU-based implementation also comes with a drawback. Currently, the TeraChem software package can only handle integrals up to an angular momentum of $l = 2$ (d -functions) and ECP potentials with an angular momentum up to $l = 4$ (g -functions). This is the prime reason why we did not consider the B97-3c and $r^2\text{SCAN-3c}$ schemes. But also for the chosen 3c methods, this restricts the elements for which the implemented 3c methods are available.

After introducing the computational details of our work, we will go over some implementation details and give an overview on the elements available in our implementation. Next, the average wall time per SCF cycle of our implementation compared to state-of-the-art CPU quantum chemical packages, ORCA^{18,19} and TURBOMOLE^{20,21} is discussed. We will also compare the performance for GPUs of various retail prices to carefully assess the price to performance ratio for the GPUs in our compute cluster. Lastly we will benchmark the 3c methods with the hh-TDA scheme for their ability to compute vertical excitations for organic molecules.

2 Computational details

To assess the correctness of our implementation, the ORCA^{18,19} and TURBOMOLE^{20,21} programs were used as reference. These codes were also used to compare the performance of our presented GPU implementation to existing and well-performing CPU implementations. The ORCA^{18,19} calculations were performed

with version 5.0.4 using defgrid3, all other parameters were kept as per default unless specified otherwise. TURBOMOLE^{20,21} version 7.6.1 was used, the dynamic grid m4 was used. No symmetry is exploited in any of our calculations. Furthermore, generation of the guess computed by the define program (*via* an extended Hückel scheme) is not included in the timings. The TeraChem^{29,30} calculations are performed with a development version based on release 1.9. All TeraChem calculations are performed using dftgrid1 and the superposition of atomic densities (SAD) guess (without purification) unless stated otherwise.

We also would like to share the hardware details used for the timings. A small number of identical HPZ workstations are used to compute the timings for ORCA, TURBOMOLE, and TeraChem (with one RTX 3070 GPU per node). This workstation contains an Intel i7-11700 CPU running at 2.50 GHz base-clock. Eight CPU threads are used for all calculations. The system has 32 GB of CPU RAM, and an NVIDIA GeForce RTX 3070 GPU with 8 GB VRAM. The systems used for the Quadro RTX 5000 and 3080Ti timings feature an Intel Xeon W-2255 CPU @ 3.70GHz and 64 GB of CPU RAM. TeraChem is built with compilers and linked against libraries from the CUDA v11.6 release, the Intel Classic Compiler, and its Math Kernel Library (Intel oneAPI 2023.0). During timings no other user controlled workloads are executed, and the systems are kept in a climate controlled room at 22 °C.

For the hh-TDA benchmark set taken from ref. 49, a regular single point calculation is performed first. The coefficients from this calculation are then used as a guess for the subsequent hh-TDA calculation with fractionally occupied molecular orbitals (FOMO). The detailed input is given in the ESI.† For the intermolecular charge transfer subset, the number of computed states had to be increased to 10 roots to find the charge transfer state, mainly for $\omega\text{B97X-3c}$.

3 Results and discussion

3.1 Implementation details and element availability

TeraChem’s current integral library is limited to angular momenta $l < 3$ (spd -functions) for the explicit treatment of electrons. The ECPs provide angular momenta up to g . These limitations lead to a restricted availability of elements for the 3c methods in TeraChem. We validate our implementation against those in ORCA and TURBOMOLE, by computing energies and gradients for small molecules containing all implemented elements. The validation thresholds are detailed in the ESI.† We employed large grids for the DFT calculations in all software programs to compare absolute energy and gradient values. In TeraChem, “dftgrid5” is used, “defgrid3” in ORCA and “grid m4” in TURBOMOLE. In the following Fig. 2–4, we will give an overview on which elements are available according to their original publication.^{9,10,14}

For HF-3c, we encountered some inconsistencies comparing the original publication and the implementation in ORCA and TURBOMOLE. We found that the elements from Y to Xe use the def2-SVP basis set instead of def2-SV(P). Additionally, the ECPs vary between transition metals and main group elements. From Y to Cd, the def2-ECPs⁶⁰ are used, whereas the def-ECPs



Table 2 Mean absolute deviation (MAD) and standard deviation (STD) values in kcal mol⁻¹ for the subcategories of the GMTKN55 benchmark set computed with the ω B97X-3c composite method. Due to the element restrictions of the TeraChem implementation, the benchmark sets HEAVY28, HEAVYSB11 and RG18 are not included in this analysis. The remaining subset is called GMTKN52. The weighting scheme remains unchanged, the weighted MAD/STD for all examined sets (dubbed GMTKN52) given. DP refers to the double precision and MP to the mixed precision schemes in TeraChem, and NCI to non-covalent interactions

Program (numerical precision)	MAD of subcategories weighted according to WTMAD-2 [kcal mol ⁻¹]					
	Basic properties	Reaction energies	Barrier heights	Intermol. NCIs	Intramol. NCIs	GMTKN52
ORCA DP	4.749	7.933	5.154	4.887	5.698	5.480
TeraChem DP	4.745	7.935	5.154	4.883	5.701	5.479
TeraChem MP	4.746	7.934	5.153	4.883	5.703	5.479

Program (numerical precision)	WTSTD-2: STD of subcategories weighted according to WTMAD-2 [kcal mol ⁻¹]					
	Basic properties	Reaction energies	Barrier heights	Intermol. NCIs	Intramol. NCIs	GMTKN52
ORCA DP	5.180	7.471	5.963	4.766	5.515	5.608
TeraChem DP	5.184	7.475	5.963	4.762	5.518	5.609
TeraChem MP	5.184	7.475	5.963	4.762	5.519	5.610

resolution of the identity approximation for the Coulomb Matrix build (RI-J)^{17,28,66–68} and chain of spheres approximation for the exchange (COSX)^{24,69,70} (ORCA only). We use the cefine⁷¹ tool distributed by the Grimme group to prepare TURBOMOLE calculations. This tool sets a couple of default values for HF-3c and PBEh-3c. For both composite methods, *g* angular momentum functions are removed from the auxiliary basis set. TeraChem features no such low-scaling integral approximations, therefore we give timings with and without these acceleration methods for the other programs. For every program and integral setting, we obtain the wall time per SCF cycle from the wall time required for performing a full singlepoint energy calculation (including program startup and potential overheads) divided by the number of SCF cycles performed.

The dependence on system size is evaluated using a set containing 164 carbon nanotubes taken from ref. 72. The geometries are used as given in the database. For all structures with the same system size, we average the wall time per SCF cycle over all those structures. In Fig. 5, the timings for the HF-3c composite method are shown. The missing datapoints for

large fullerenes (larger than 1600 basis functions) can be explained by large disk space requirements in the default program settings. The workstations used for timings only possess 500 GB of disk space, restricting the number of ERI intermediates to be saved. In the regime with fewer basis functions, we can observe a seemingly less regular behavior for the mean wall time in ORCA. This may be caused by different program overheads (RIJ and COSX setup) details of the SCF algorithm in ORCA, which switches between various acceleration schemes. As expected, the use of the RI approximation does not lead to a significant speed-up for any program due the minimal basis set in HF-3c. When computing in full FP64, a speed-up of the TeraChem implementation compared to the CPU programs can be observed. However, reducing the number of FP64 operations in the MP scheme greatly decreases the average wall time per SCF cycle on this consumer-grade GPU. For small system sizes (160–200 basis functions), we can see a nearly constant wall time with the MP scheme in TeraChem. This effect can be rationalized by the time overhead to setup the GPU. These steps become significant to the overall wall time for small system sizes and fast methods. Despite this overhead associated to GPU calculations, we can achieve a significant speed-up (1 order of magnitude) for the HF-3c composite method with our TeraChem implementation.

Next we will evaluate the wall time per SCF cycle for the PBEh-3c hybrid DFT composite method. Due to the grid dependence of DFT functionals, additional complexity is added to the timing. However for hybrid DFT functionals, the exact Fock exchange computation is expected to be the dominant contributor to the overall computational cost. This should partially offset the grid dependence on the computational wall time. For PBEh-3c, the cefine tool adds the following parameter to the TURBOMOLE control file “\$xtol 2.5”. This parameter is an additive term to the exponents of varying numerical thresholds within the exact Fock exchange computation routine in TURBOMOLE’s ridft program.⁷³ It has been used as a default in many PBEh-3c calculations in TURBOMOLE. To assess the influence of this parameter on wall time, we show timings with and without the addition of this parameter in Fig. 6. For

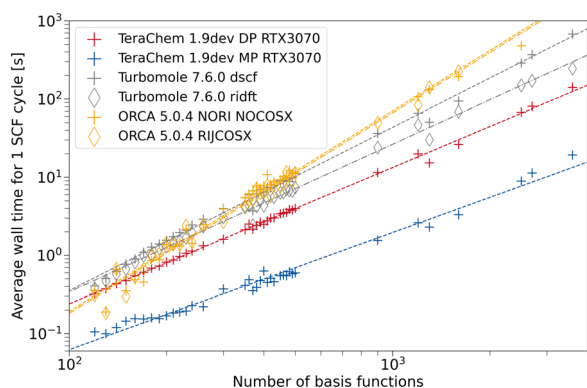


Fig. 5 Average wall time per SCF cycle for the HF-3c composite method as a function of the number of basis functions. For TeraChem, the mixed precision (MP) and double precision (DP) computation schemes are considered. For TURBOMOLE and ORCA, single point calculations with and without the resolution of the identity approximation are shown. An NVIDIA RTX 3070 GPU is used.



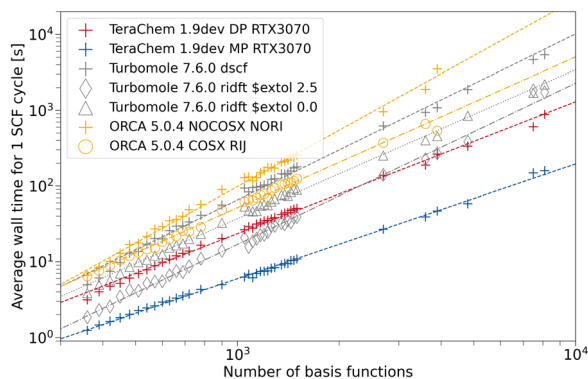


Fig. 6 Average wall time per SCF cycle for the PBEh-3c composite method as a function of the number of basis functions. For TeraChem, the mixed precision (MP) and double precision (DP) computation schemes are considered. For TURBOMOLE and ORCA, single point calculations with and without the low scaling ERI approximations (RIJ and RIJCOSX, respectively) are shown. “\$extol” is a parameter that is added to the exponential value of screening parameters in the Fock build routine of ridft.⁷⁵ An NVIDIA RTX 3070 GPU is used.

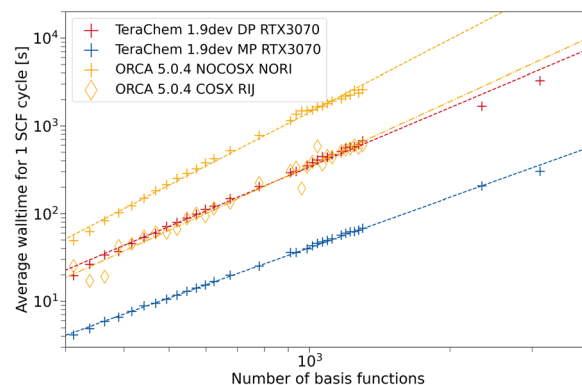


Fig. 7 Average wall time per SCF cycle for the composite method ω B97X-3c as a function of the number of basis functions. For TeraChem, the mixed precision (MP) and double precision (DP) computation schemes are considered. For ORCA single point calculations with and without the resolution of the identity and chain of spheres approximation are shown. An NVIDIA RTX 3070 GPU is used.

calculations performed in ORCA, the calculation failed at different stages for fullerenes larger than C260 (3900 basis functions). We expect that disk space on our test node became the limiting factor here, since certain intermediates are written to hard disk during the calculations.

Similar wall times are measured for ORCA and TURBOMOLE in Fig. 6 when no integral approximations are used, analogous to the observations in Fig. 5. TeraChem’s DP scheme is again faster than the CPU programs without approximations, but with more significant speed-up when using the MP scheme. It can be seen that the RIJ approximation (*cf.* ridft *vs.* dscf) reduces the computational cost to some degree. Still, the computation of Fock exchange dominates the overall computational cost, as expected. As such, we can observe that additionally employing the COSX approximation (ORCA) or changing the screening threshold by means of the extol-parameter (TURBOMOLE) is very effective. For “\$extol 2.5”, TURBOMOLE RI-approximated calculations become faster than TeraChem with the DP scheme for the systems with <2000 basis functions. When applying default screening thresholds, TeraChem DP is faster than both CPU codes, which become very similar in this case. The better performance of TURBOMOLE’s ridft with “\$extol 0.0” compared to ORCA may be, at least partially, a result from using a smaller auxiliary basis set in the former. The TURBOMOLE ridft “\$extol 2.5” variant approaches the speed of TeraChem with the MP scheme for small system sizes. Nevertheless, the GPU-accelerated MP scheme clearly yields the fastest computation method evaluated in this work.

For ω B97X-3c, we compare TeraChem to ORCA in Fig. 7. With our setup, we were not able to compute singlepoints for fullerenes larger than 100 carbon atoms (1300 basis functions). Mostly, the calculation failed during the setup of the model potential for the guess calculation. For larger systems, disk space limitations may also factor in. ORCA with RIJ and COSX approximation presents about the same average wall time as

the DP scheme in TeraChem. COSX and RIJ appear to be more effective for ω B97X-3c compared to the previously discussed 3c methods. This is probably due to the deeper contraction scheme used in the vDZP basis set compared to the MINIX and def2-mSVP basis sets. Again, the MP scheme in TeraChem outperforms all other ERI implementations and assures a significant speed-up by about an order of magnitude compared to formally low scaling integral approximations (*cf.* ORCA with RIJCOSX).

In the following section, we are investigating how the wall time varies with GPU models and how their price relates to the performance.

3.3 Price-to-performance comparison of GPU models

In the previous section, we showed timings recorded with an NVIDIA RTX 3070 GPU, the manufacturer’s suggested retail price (MSRP) for this card is \$499.⁷⁴ We will refer to the MSRP when discussing GPU prices for the remainder of this work, regardless of current market prices. The GPUs compared in this section vary by number of cores and type of such cores as well as the available memory. We also have access to the NVIDIA Quadro RTX 5000 GPU in our group-internal cluster. These cards are generally more expensive workstation cards with more memory and often a better FP64 performance relative to the number of cores installed. The theoretical floating point operations per second (FLOPS) of consumer grade (GeForce) cards for FP64 operations is 1/64th of their FP32 performance.⁷⁴ For Quadro series cards, this ratio shifts to 1/32⁷⁴ as shown in Table 3.

In our computing cluster, we do not have access to the more pricey high-end cards of the Tesla family, which generally outmatch the Quadro cards in terms of memory and FP64 performance (1/2 FP64:FP32 performance for the V100 card at an estimated price of about \$10 000). However, we expect the trends observed for the GeForce and Quadro cards to be translatable to the Tesla family as well.



Table 3 Comparison of the theoretical performance of GPUs for FP32 and FP64 operations. Values are taken from ref. 74

GPU	Theoretical performance	
	FP64 [GFLOPS]	FP32 [TFLOPS]
GeForce RTX 3070	317.4	20.31
GeForce RTX 3080Ti	532.8	34.10
Quadro RTX 5000	348.5	11.15

In Fig. 8, we examine how the theoretical performance of these GPUs translates to wall time differences for TeraChem calculations. We employ the same structures as in the previous section, to assess the average wall time per SCF cycle for the MP and DP scheme. In our computing cluster, the systems with RTX 3080Tis and Quadro RTX 5000 cards don't use the same CPUs as the ones with RTX 3070s. However, we assume that the GPU has a superior influence on the wall time and varying CPU models can be neglected. We present the values for PBEh-3c, while the plots for the other composite methods implemented in this work can be found in the SI.

In general, the resulting average wall time for the RTX 3070 and Quadro RTX 5000 are fairly similar throughout the investigated basis set sizes and precision schemes. Although for the MP scheme, the 3070 has a perceivable advantage over the Quadro card, which is more evident for larger system sizes. This can be rationalized by the better FP32 performance of the 3070 compared to the Quadro card. Hence, the low-priced GeForce card can offer the same (or better) performance if combined with the MP scheme in TeraChem. The RTX 3080Ti shows a clear advantage in average SCF wall time over the other GPUs, both in MP and DP scheme. However, the costs associated with this GPU are more than twice that of the RTX 3070. Therefore, it depends on the target deployment and usage, whether investing in a single 3080 Ti card or two 3070 cards is preferable. We can conclude from our work that the use of so-called “consumer-grade” GPUs for quantum chemical calculations is absolutely sufficient, especially when combined with a mixed precision scheme. Given that such “consumer-grade” cards are

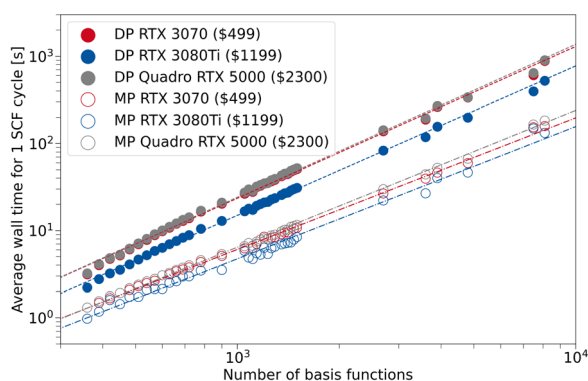


Fig. 8 Average wall time for 1 SCF cycle for the composite method PBEh-3c as a function of the number of basis set functions. For TeraChem, the mixed precision (MP) and double precision (DP) computation schemes are compared for different GPU models. The indicated prices are MSRP according to ref. 74.

comparable in price to modern CPU chips, while providing much better performance in electronic structure calculations (by a factor of ~ 10 with the MP scheme, see Section 3.2), one can expect roughly a five-fold speed-up in the calculations per invested dollar. As such, this provides the perfect setup for the small basis set 3c methods that were implemented in the present work.

3.4 Benchmarking 3c methods for their use with FOMO-hh-TDA

In this section, we will investigate the ability of the 3c-methods to describe excited states using the hh-TDA formalism. To allow comparison across a larger set of density functional approximations (DFA), we choose to use the same benchmark set as in the original publication,⁴⁹ while focussing only on the lowest vertical excitations. The reference values are either “best estimate” values from Thiel’s benchmark ref. 75 or, otherwise, are (spin-component-scaled) simplified coupled-cluster singles and doubles (CC2) values with mostly triple-zeta basis sets^{76,77} (see ref. 49 for details). In the charge-transfer (CT) subset, the CT states may not be the lowest when using different DFAs in hh-TDA. Therefore, among the computed excitations, we selected the lowest for which the static dipole moment changes by at least 8 Debye.

The FOMO-hh-TDA study by Yu *et al.*⁵⁰ also contained most of the parent methods, based on which the 3c methods discussed in this work have been build. For HF-3c, we compare with HF and for PBEh-3c with PBE0. The ω B97X-3c method is based on the exchange correlation functional parameters from ω B97X-V, however this DFA is not implemented in TeraChem. We compare against ω B97X-D3 instead. Prior studies^{49,50} have shown that high amounts of Fock exchange are beneficial for computation of singlet excitations with the hh-TDA scheme and B3LYP was one of the best performing DFAs. Hence, B3LYP is added to our comparison. The def2-SV(P) basis set is used throughout for the calculation with the parent methods.

In Fig. 9, the vertical excitation errors for different DFAs and composite methods are shown. The composite methods implemented in this work are shown in full lines, whereas their “parent” methods are shown in dotted lines.

In Fig. 9a, vertical excitation errors in intermolecular CT excitations in non-covalently bound organic complexes are presented. For this subset, PBEh-3c is the only composite method for which the mean deviation shows the same sign as for its parent method. PBEh-3c shows a narrower error distribution and a smaller mean deviation compared to PBE0/def2-SV(P). This tendency could be explained by the higher amount of exact Fock exchange in PBEh-3c (42%) compared to PBE0 (25%). However, the mean deviation of PBEh-3c is larger than for B3LYP, making B3LYP the best choice for global hybrids among the compared DFAs for CT intermolecular excitations in organic complexes.

For HF-3c, we observe a narrow error distribution with a systematic overestimation by 0.50 eV. ω B97X-3c has the smallest MD among the considered DFAs for this intermolecular CT set. Hence, we can recommend its use for computing intermolecular



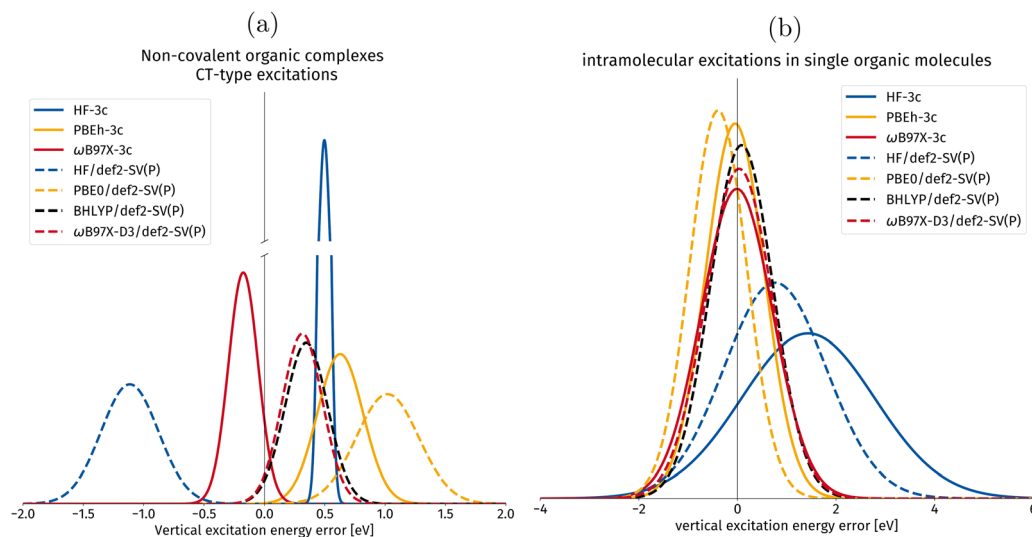


Fig. 9 Gaussian error distribution functions for hh-TDA with different density functional approximations in the calculation of vertical excitation energies. Comparing the implemented 3c-methods with their parent methods with the spherical def2-SV(P)⁵⁴ basis set. The values for the parent methods are taken from ref. 50. BHLYP/def2-SV(P) is added as it is one of the best performing density functionals in the original publication.^{49,50} The centers of the Gaussians correspond to the mean deviation (MD), whereas the width of the Gaussian corresponds to the standard deviation (SD), both in eV. (a) Excitations of non-covalently bound molecular complexes with intermolecular charge transfer (CT) character are shown in this subset. (b) Intramolecular excitations of local-excitation and push-pull type character.

valence CT excitations. We mention at this point, that the incorporation of large-core ECPs in ω B97X-3c prevents the calculation of core-excited states that can, in principle, be computed with hh-TDA (*cf.* ref. 78).

In Fig. 9b, the local and push-pull-type excitation subsets are combined into one set for statistical evaluation. The individual subset plots can be found in the ESI.† For this joined set, PBEh-3c shows again better results than its parent DFA PBE0⁵⁶ with a smaller MD of -0.05 eV compared to 0.39 eV. Primarily, we expect this to be an effect of the larger amount of Fock exchange in PBEh-3c (42%), as BHLYP (50%) is known to be one of the best DFAs for hh-TDA.⁵⁰ ω B97X-3c improves on the already excellent MD of ω B97X-D3 with -0.01 eV relative to 0.03 eV, both show wider error distributions than the global hybrids presented in this work.

In summary, we find that PBEh-3c works very well for the lowest vertical valence excitations, though somewhat less so for intermolecular CT excitations. The range separated composite method ω B97X-3c is, overall, better suited for describing intramolecular and intermolecular excitations. However, the computational cost associated with this method is slightly higher than with PBEh-3c (*cf.* Fig. 6 and 7) due to the deeper contraction scheme in the vDZP basis set.

4 Conclusions & outlook

In this work, we presented the implementation of the 3c composite methods in the GPU-accelerated software package TeraChem. We could demonstrate that our implementation offers a considerable speed-up in average SCF wall time compared to CPU-based implementations across the implemented 3c methods. When using consumer-grade GPUs, the use of the

mixed precision scheme is best suited, it offers an exceptional speed-up with virtually no deficit in numerical accuracy. We found that mid-tier consumer GPUs, such as the RTX 3070, present an excellent price to performance ratio, which could lead to wider use of these heterogeneous architectures throughout the community. Some elements cannot be handled with the current implementation, due to missing high angular momentum functions in the corresponding basis sets or ECPs. This is less severe for the most accurate ω B97X-3c model, where this almost exclusively affects the row 6 elements of the periodic table. With this method, it has now become possible to achieve high accuracy in quantum chemistry calculations, comparable to DFT calculations with quadruple zeta basis sets, with extremely low computational times on consumer-grade GPUs.

This work also assessed the performance of the 3c methods for their use in excited states calculations within the FOMO-hh-TDA scheme. Using a benchmark set for small organic molecules, we found that PBEh-3c is a great choice for a density functional approximation (DFA) for local vertical excitations, while less so for intermolecular charge-transfer excitations. The DFA ω B97X-3c also shows very good performance with an overall better balance in the error between local and charge-transfer excitations. The combination with FOMO-hh-TDA allows fast exploration of photochemical reactions, which will be important for simulations in energy conversion materials. The combinations of 3c methods with this scheme will be used in the future for studies of photoinduced processes in large molecules and aggregates.

Conflicts of interest

There are no conflicts to declare.



Acknowledgements

We thank Prof. Todd J. Martínez for granting access to the TeraChem code base and supporting our implementational work. The authors would like to thank Dr Uwe Huniar for answering questions about the TURBOMOLE software package and its screening parameters. The authors would also like to thank Mike Pauls for the talks and discussions throughout this work. This project has been funded by the Ministry of Culture and Science of the German State of North Rhine-Westphalia (MKW) via the NRW Rückkehrprogramm.

References

- 1 T. Kratz, P. Steinbach, S. Breitenlechner, G. Storch, C. Bannwarth and T. Bach, *J. Am. Chem. Soc.*, 2022, **144**, 10133–10138.
- 2 S. Grimme, C. Bannwarth, S. Dohm, A. Hansen, J. Pisarek, P. Pracht, J. Seibert and F. Neese, *Angew. Chem., Int. Ed.*, 2017, **56**, 14763–14769.
- 3 P. Pracht and S. Grimme, *J. Phys. Chem. A*, 2021, **125**, 5681–5692.
- 4 P. Pracht, F. Bohle and S. Grimme, *Phys. Chem. Chem. Phys.*, 2020, **22**, 7169–7192.
- 5 S. Grimme, *J. Chem. Theory Comput.*, 2019, **15**, 2847–2862.
- 6 S. Grimme, C. Bannwarth and P. Shushkov, *J. Chem. Theory Comput.*, 2017, **13**, 1989–2009.
- 7 C. Bannwarth, S. Ehlert and S. Grimme, *J. Chem. Theory Comput.*, 2019, **15**, 1652–1671.
- 8 C. Bannwarth, E. Caldeweyher, S. Ehlert, A. Hansen, P. Pracht, J. Seibert, S. Spicher and S. Grimme, *Wiley Interdiscip. Rev.: Comput. Mol. Sci.*, 2021, **11**, e1493.
- 9 M. Müller, A. Hansen and S. Grimme, *J. Chem. Phys.*, 2023, **158**, 014103.
- 10 R. Sure and S. Grimme, *J. Comput. Chem.*, 2013, **34**, 1672–1685.
- 11 H. Kruse and S. Grimme, *J. Chem. Phys.*, 2012, **136**, 154101.
- 12 S. Grimme, J. Antony, S. Ehrlich and H. Krieg, *J. Chem. Phys.*, 2010, **132**, 154104.
- 13 E. Caldeweyher, S. Ehlert, A. Hansen, H. Neugebauer, S. Spicher, C. Bannwarth and S. Grimme, *J. Chem. Phys.*, 2019, **150**, 154122.
- 14 S. Grimme, J. G. Brandenburg, C. Bannwarth and A. Hansen, *J. Chem. Phys.*, 2015, **143**, 054107.
- 15 J. G. Brandenburg, C. Bannwarth, A. Hansen and S. Grimme, *J. Chem. Phys.*, 2018, **148**, 064104.
- 16 S. Grimme, A. Hansen, S. Ehlert and J.-M. Mewes, *J. Chem. Phys.*, 2021, **154**, 064103.
- 17 O. Vahtras, J. Almlöf and M. Feyereisen, *Chem. Phys. Lett.*, 1993, **213**, 514–518.
- 18 F. Neese, *Wiley Interdiscip. Rev.: Comput. Mol. Sci.*, 2012, **2**, 73–78.
- 19 F. Neese, *Wiley Interdiscip. Rev.: Comput. Mol. Sci.*, 2018, **8**, e1327.
- 20 S. G. Balasubramani, G. P. Chen, S. Coriani, M. Diedenhofen, M. S. Frank, Y. J. Franzke, F. Furche, R. Grotjahn, M. E. Harding, C. Hättig, A. Hellweg, B. Helmich-Paris, C. Holzer, U. Huniar, M. Kaupp, A. Marefat Khah, S. Karbalaei Khani, T. Müller, F. Mack, B. D. Nguyen, S. M. Parker, E. Perlt, D. Rappoport, K. Reiter, S. Roy, M. Rückert, G. Schmitz, M. Sierka, E. Tapavicza, D. P. Tew, C. van Wüllen, V. K. Voora, F. Weigend, A. Wodzynski and J. M. Yu, *J. Chem. Phys.*, 2020, **152**, 184107.
- 21 Y. J. Franzke, C. Holzer, J. H. Andersen, T. Begušić, F. Bruder, S. Coriani, F. Della Sala, E. Fabiano, D. A. Fedotov, S. Fürst, S. Gillhuber, R. Grotjahn, M. Kaupp, M. Kehry, M. Krstić, F. Mack, S. Majumdar, B. D. Nguyen, S. M. Parker, F. Pauly, A. Pausch, E. Perlt, G. S. Phun, A. Rajabi, D. Rappoport, B. Samal, T. Schrader, M. Sharma, E. Tapavicza, R. S. Treß, V. Voora, A. Wodzynski, J. M. Yu, B. Zerulla, F. Furche, C. Hättig, M. Sierka, D. P. Tew and F. Weigend, *J. Chem. Theory Comput.*, 2023, **19**, 6859–6890.
- 22 F. Weigend, *Phys. Chem. Chem. Phys.*, 2002, **4**, 4285–4291.
- 23 R. A. Friesner, *Chem. Phys. Lett.*, 1985, **116**, 39–43.
- 24 F. Neese, F. Wennmohs, A. Hansen and U. Becker, *J. Chem. Phys.*, 2009, **356**, 98–109.
- 25 P. Plessow and F. Weigend, *J. Comput. Chem.*, 2012, **33**, 810–816.
- 26 F. Liu and J. Kong, *Chem. Phys. Lett.*, 2018, **703**, 106–111.
- 27 H. Laqua, T. H. Thompson, J. Kussmann and C. Ochsenfeld, *J. Chem. Theory Comput.*, 2020, **16**, 1456–1468.
- 28 J. L. Whitten, *J. Chem. Phys.*, 1973, **58**, 4496–4501.
- 29 S. Seritan, C. Bannwarth, B. S. Fales, E. G. Hohenstein, C. M. Isborn, S. I. L. Kokkila-Schumacher, X. Li, F. Liu, N. Luehr, J. W. Snyder Jr., C. Song, A. V. Titov, I. S. Ufimtsev, L.-P. Wang and T. J. Martínez, *Wiley Interdiscip. Rev.: Comput. Mol. Sci.*, 2021, **11**, e1494.
- 30 S. Seritan, C. Bannwarth, B. S. Fales, E. G. Hohenstein, S. I. L. Kokkila-Schumacher, N. Luehr, J. Snyder, W. James, C. Song, A. V. Titov, I. S. Ufimtsev and T. J. Martínez, *J. Chem. Phys.*, 2020, **152**, 224110.
- 31 K. Yasuda, *J. Chem. Theory Comput.*, 2008, **4**, 1230–1236.
- 32 K. Yasuda, *J. Comput. Chem.*, 2008, **29**, 334–342.
- 33 A. Asadchev, V. Allada, J. Felder, B. M. Bode, M. S. Gordon and T. L. Windus, *J. Chem. Theory Comput.*, 2010, **6**, 696–704.
- 34 K. A. Wilkinson, P. Sherwood, M. F. Guest and K. J. Naidoo, *J. Comput. Chem.*, 2011, **32**, 2313–2318.
- 35 X. Wu, A. Koslowski and W. Thiel, *J. Chem. Theory Comput.*, 2012, **8**, 2272–2281.
- 36 Y. Miao and K. M. J. Merz, *J. Chem. Theory Comput.*, 2013, **9**, 965–976.
- 37 Y. Miao and K. M. J. Merz, *J. Chem. Theory Comput.*, 2015, **11**, 1449–1462.
- 38 J. Kussmann and C. Ochsenfeld, *J. Chem. Theory Comput.*, 2017, **13**, 3153–3159.
- 39 J. Kalinowski, F. Wennmohs and F. Neese, *J. Chem. Theory Comput.*, 2017, **13**, 3160–3170.
- 40 <https://docs.nvidia.com/cuda/cuda-c-programming-guide/index.html>, (last accessed 21.11.2023).
- 41 I. S. Ufimtsev and T. J. Martínez, *Comput. Sci. Eng.*, 2008, **10**, 26–34.
- 42 I. S. Ufimtsev and T. J. Martínez, *J. Chem. Theory Comput.*, 2008, **4**, 222–231.



- 43 I. S. Ufimtsev and T. J. Martinez, *J. Chem. Theory Comput.*, 2009, **5**, 1004–1015.
- 44 I. S. Ufimtsev and T. J. Martinez, *J. Chem. Theory Comput.*, 2009, **5**, 2619–2628.
- 45 IEEE Computer Society Standards Committee. Working group of the Microprocessor Standards Subcommittee and American National Standards Institute. IEEE standard for binary floating-point arithmetic, 1985, vol. 754.
- 46 IEEE Standard for Floating-Point Arithmetic, IEEE Standard, 2008, vol. 754, DOI: [10.1109/IEEESTD.2008.4610935](https://doi.org/10.1109/IEEESTD.2008.4610935).
- 47 J. Almlöf, K. Faegri Jr. and K. Korsell, *J. Comput. Chem.*, 1982, **3**, 385–399.
- 48 N. Luehr, I. S. Ufimtsev and T. J. Martínez, *J. Chem. Theory Comput.*, 2011, **7**, 949–954.
- 49 C. Bannwarth, J. K. Yu, E. G. Hohenstein and T. J. Martínez, *J. Chem. Phys.*, 2020, **153**, 024110.
- 50 J. K. Yu, C. Bannwarth, E. G. Hohenstein and T. J. Martínez, *J. Chem. Theory Comput.*, 2020, **16**, 5499–5511.
- 51 D. Peng, H. van Aggelen, Y. Yang and W. Yang, *J. Chem. Phys.*, 2014, **140**, 18A522.
- 52 Y. Yang, L. Shen, D. Zhang and W. Yang, *J. Phys. Chem. Lett.*, 2016, **7**, 2407–2411.
- 53 S. Grimme, S. Ehrlich and L. Goerigk, *J. Comput. Chem.*, 2011, **32**, 1456–1465.
- 54 F. Weigend and R. Ahlrichs, *Phys. Chem. Chem. Phys.*, 2005, **7**, 3297–3305.
- 55 J. P. Perdew, K. Burke and M. Ernzerhof, *Phys. Rev. Lett.*, 1996, **77**, 3865–3868.
- 56 C. Adamo and V. Barone, *J. Chem. Phys.*, 1999, **110**, 6158–6170.
- 57 N. Mardirossian and M. Head-Gordon, *Phys. Chem. Chem. Phys.*, 2014, **16**, 9904–9924.
- 58 A. Dreuw and M. Head-Gordon, *Chem. Rev.*, 2005, **105**, 4009–4037.
- 59 L. Goerigk, A. Hansen, C. Bauer, S. Ehrlich, A. Najibi and S. Grimme, *Phys. Chem. Chem. Phys.*, 2017, **19**, 32184–32215.
- 60 D. Andrae, U. Haeussermann, M. Dolg, H. Stoll and H. Preuss, *Theor. Chim. Acta*, 1990, **77**, 123–141.
- 61 A. Bergner, M. Dolg, W. Küchle, H. Stoll and H. Preuß, *Mol. Phys.*, 1993, **80**, 1431–1441.
- 62 <https://github.com/grimme-lab/gcp>, (last accessed 21.11.2023).
- 63 <https://github.com/dftd4/dftd4>, (last accessed 21.11.2023).
- 64 A. Najibi and L. Goerigk, *J. Comput. Chem.*, 2020, **41**, 2562–2572.
- 65 R. Sure, A. Hansen, P. Schwerdtfeger and S. Grimme, *Phys. Chem. Chem. Phys.*, 2017, **19**, 14296–14305.
- 66 K. Eichkorn, O. Treutler, H. Öhm, M. Häser and R. Ahlrichs, *Chem. Phys. Lett.*, 1995, **242**, 652–660.
- 67 K. Eichkorn, F. Weigend, O. Treutler and R. Ahlrichs, *Theor. Chem. Acc.*, 1997, **97**, 119–124.
- 68 F. Neese, *J. Comput. Chem.*, 2003, **24**, 1740–1747.
- 69 B. Helmich-Paris, B. de Souza, F. Neese and R. Izsák, *J. Chem. Phys.*, 2021, **155**, 104109.
- 70 R. Izsák, F. Neese and W. Klopper, *J. Chem. Phys.*, 2013, **139**, 094111.
- 71 <https://github.com/grimme-lab/cefine>, (last accessed 21.11.2023).
- 72 D. Tomanek and N. Frederick, <https://nanotube.msu.edu/fullerene/fullerene-isomers.html>, (last accessed: 21.11.2023).
- 73 U. Huniar, *Private Commun.*, 2023.
- 74 <https://www.techpowerup.com/>, (last accessed: 21.11.2023).
- 75 M. Schreiber, M. R. Silva-Junior, S. P. A. Sauer and W. Thiel, *J. Chem. Phys.*, 2008, **128**, 134110.
- 76 T. Risthaus, A. Hansen and S. Grimme, *Phys. Chem. Chem. Phys.*, 2014, **16**, 14408–14419.
- 77 S. Grimme and C. Bannwarth, *J. Chem. Phys.*, 2016, **145**, 054103.
- 78 E. G. Hohenstein, J. K. Yu, C. Bannwarth, N. H. List, A. C. Paul, S. D. Folkestad, H. Koch and T. J. Martínez, *J. Chem. Theory Comput.*, 2021, **17**, 7120–7133.

