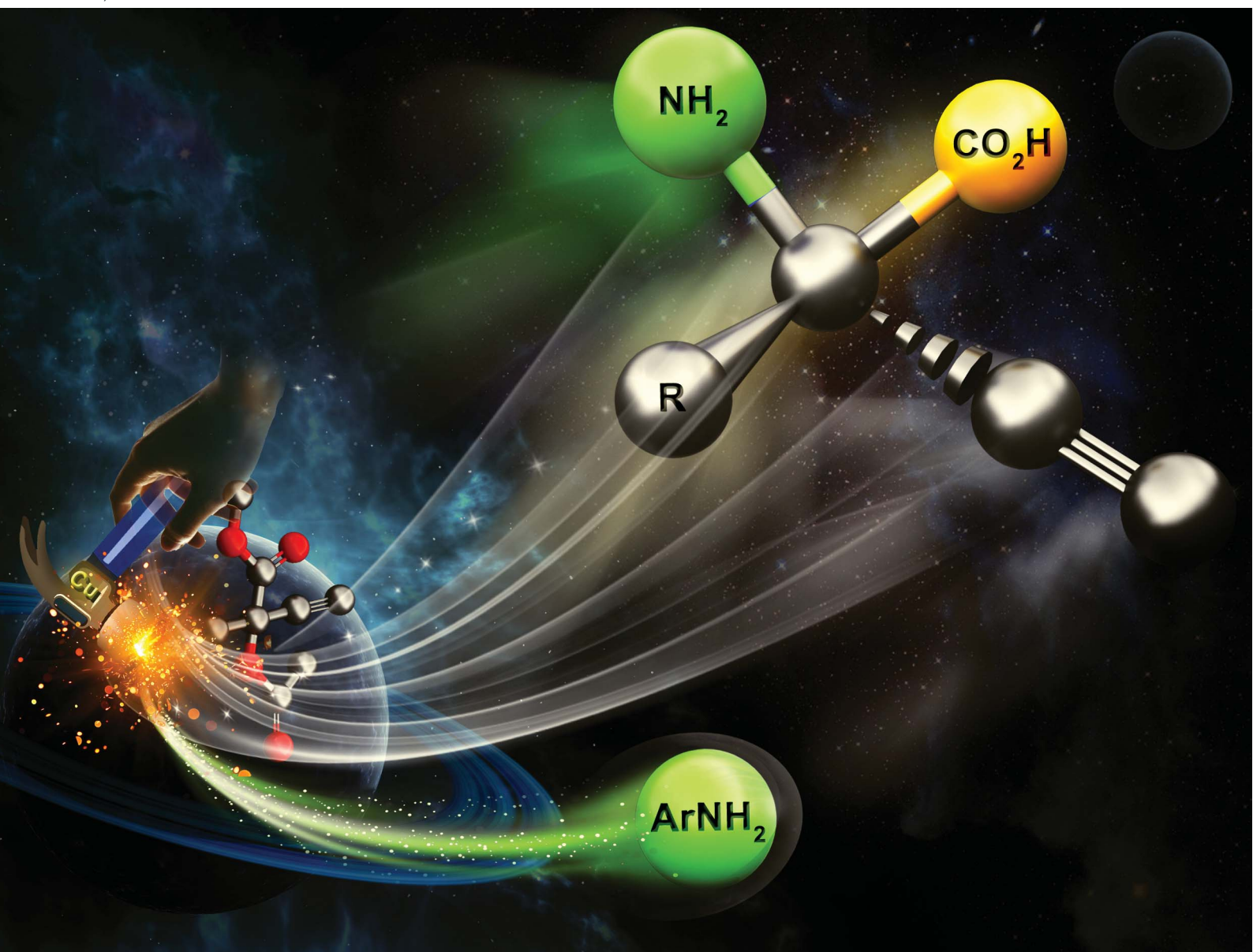


# Chemical Science

Volume 13  
Number 23  
21 June 2022  
Pages 6755–7068

rsc.li/chemical-science



ISSN 2041-6539

**EDGE ARTICLE**

Wusheng Guo *et al.*

Practical asymmetric amine nucleophilic approach for the modular construction of protected  $\alpha$ -quaternary amino acids

Cite this: *Chem. Sci.*, 2022, 13, 6806 All publication charges for this article have been paid for by the Royal Society of Chemistry


Received 25th April 2022

Accepted 15th May 2022

DOI: 10.1039/d2sc02318k

rsc.li/chemical-science

# Practical asymmetric amine nucleophilic approach for the modular construction of protected $\alpha$ -quaternary amino acids†

Teng Liu,<sup>a</sup> Shaofei Ni<sup>b</sup> and Wusheng Guo \*<sup>a</sup>

We report the first amine nucleophilic approach for the modular construction of enantioenriched protected  $\alpha$ -quaternary amino acids. The key to success is the use of an alcohol solvent, which makes a rationally designed COOMe-bonded Cu-allenylidene electrophilic intermediate stable enough to couple with amine nucleophiles before its decomposition. The reaction features wide functional group tolerance with high enantioselectivity, typically >90% ee, and is amenable to the modification of commercially available bioactive molecules. The resultant protected  $\alpha$ -amino acids could be readily converted into a number of precious enantioenriched amines featuring  $\alpha$ -hindered tertiary carbon centers, which are otherwise synthetically quite challenging, including those of  $\alpha$ -amino aldehyde, peptides or  $\alpha$ -vinyl amino ester with >92% ee in excellent yields. This protocol could be utilized for the synthesis of the protected bioactive  $\alpha$ -ethylnorvaline in 3 steps, a significant advancement in comparison to an 11-step sequence reported previously.

## Introduction

Nowadays, the pharmaceutical industry has witnessed a paradigm shift. The application of protein-, peptide- and monoclonal antibody-based biologics is experiencing a breakthrough in comparison with small molecules in the process of new drug development. Enantioenriched  $\alpha$ -quaternary amino acids ( $\alpha$ -QAAs) feature two modular non-hydrogen functionalities and are thus ideal candidates for the preparation of novel peptides with desired properties in addition to being important building blocks or intermediates in synthetic chemistry.<sup>1,2</sup> Specifically, the two extra groups in chiral  $\alpha$ -QAAs are projected along well-defined vectors, which is vital for the design of molecules that interact with biological acceptors. Though quite promising in biological applications, the synthesis of chiral  $\alpha$ -QAAs is typically quite challenging and requires a multi-step process (exemplified in Scheme 1a)<sup>2</sup> mainly because the construction of a hindered carbon stereocenter while keeping the reactive amino and carboxyl groups intact is not an easy task. As such, synthetic chemists have never stopped exploring new procedures for the efficient and versatile synthesis of chiral  $\alpha$ -QAAs.<sup>1,2</sup>

Over the past 60 years, a number of methodologies have been invented to take on the challenge, which can be mainly divided

into four categories (Scheme 1b). The addition of nucleophiles into structurally privileged  $\alpha$ -ketiminoesters can possibly produce enantioenriched  $\alpha$ -QAAs (Scheme 1b, path a);<sup>3</sup> the umpolung variant of this strategy would enable the coupling of a Schiff-base-derived nucleophile and an activated carbon electrophile towards the target molecules (Scheme 1b, path b).<sup>4</sup> These protocols typically require privileged amino acid-based starting materials. Alternative methods include the asymmetric nucleophilic attack of a suitable electrophilic amino reagent (Scheme 1b, path c),<sup>5</sup> a Strecker-type reaction (Scheme 1b, path d)<sup>6</sup> and some other inventive approaches.<sup>7</sup> These elegant approaches have greatly advanced the synthesis of enantioenriched  $\alpha$ -QAAs (Scheme 1b).<sup>3-6</sup>

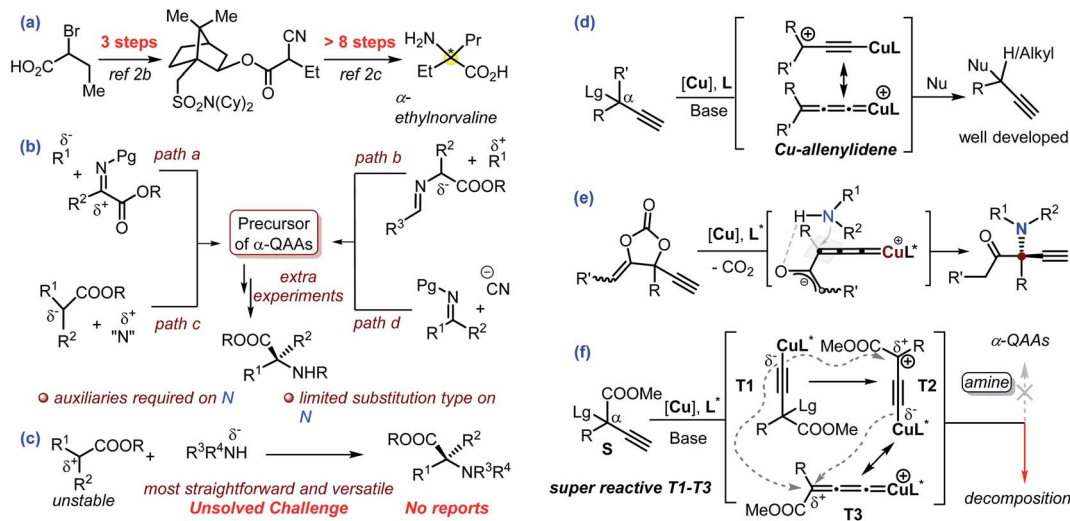
Amines are versatile and commercially available. The direct use of amines as an amino source would offer a concise and modular approach for the synthesis of invaluable  $\alpha$ -QAAs. In this respect, cyclic  $\alpha$ -QAAs could be accessed from amines in spite of the distinct limitations on substituent patterns.<sup>8</sup> The Gaunt group recently developed a modular approach for the synthesis of racemic  $\alpha$ -amino acids *via* photochemistry with amines.<sup>9</sup> With this background in mind, we speculate that the direct asymmetric coupling of amines and ester-bonded tertiary carbon electrophiles would be the most straightforward and versatile approach for the synthesis of enantioenriched  $\alpha$ -QAAs; however, this streamlined reaction remains a formidable unsolved challenge (Scheme 1c). Such a challenge mainly stems from the fact that an ester-bonded tertiary carbon typically works as a nucleophile and thus is difficult to couple with an amine nucleophile *via* C–N bond formation, in addition to the

<sup>a</sup>Frontier Institute of Science and Technology (FIST), Xi'an Jiaotong University, Yanxiang Road 99, Xi'an 710045, China. E-mail: wusheng.guo@mail.xjtu.edu.cn

<sup>b</sup>Department of Chemistry, Shantou University, Shantou 515063, China

† Electronic supplementary information (ESI) available. CCDC 2092791. For ESI and crystallographic data in CIF or other electronic format see <https://doi.org/10.1039/d2sc02318k>





Scheme 1 The asymmetric syntheses of (protected)  $\alpha$ -quaternary amino acids: advances and challenges.

introduction of high enantioselectivity in building a hindered carbon center.

The Cu-catalyzed asymmetric propargylic substitution reaction (Cu-APR) has showcased great potential in the synthesis of  $\alpha$ -tertiary propargylic compounds (Scheme 1d,  $R' = H$ ).<sup>10</sup> With the introduction of hydrogen-bonding assistance, the asymmetric construction of an  $\alpha$ -alkyl quaternary stereocenter could be accomplished (Scheme 1d,  $R' = \text{alkyl}$ ) despite the requirement of cyclic precursors.<sup>11</sup> However, in the presence of an extra-strong electron-withdrawing group in the  $\alpha$ -position, the Cu-APR is elusive and quite problematic. The underlying challenges become quickly evident from the fact that exceedingly rare examples have been reported on this topic, although the construction of quaternary stereocenters continues to be a challenging and attractive area. In 2016, the Nishibayashi group realized the asymmetric substitution of  $\text{CF}_3$ -functionalized propargylic perfluorobenzoates with indole as a nucleophile, and this work represents the only related example in Cu-catalyzed chemistry; the privileged perfluorobenzoate leaving group proved to be crucial, suggesting the distinctiveness of such reactions.<sup>12</sup> Our group recently reported the asymmetric synthesis of  $\alpha$ -amino ketones from the amination of a carefully designed cyclic carbonate; the reaction was proposed to proceed by the intermediacy of a Cu-bound zwitterionic enolate species (Scheme 1e).<sup>11d</sup> The planar  $\text{sp}^2$ -C hybridization in the enolate fragment was proposed to be beneficial for the enantio-discrimination process. Enlightened by this work, we envisioned that the utilization of substrates equipped with ester groups in the Cu-APR may work similarly to offer a cheaper and operationally friendly solution towards the modular and versatile synthesis of chiral  $\alpha$ -QAAs and simultaneously solve the challenge for the first asymmetric synthesis of  $\alpha$ -QAAs via an amine nucleophilic approach. The dangling alkynyl group is versatile<sup>13</sup> and is ready for bioorthogonal usage,<sup>14</sup> adding a further bonus to the resultant products. Moreover, the ester group is also versatile, and can be transformed into aldehyde, alcohol, and carboxylic acid products through simple

experimental operations. Although synthetically promising, preliminary tests indicate the fast decomposition of the ester-bonded propargylic starting material at rt under normal Cu-APR conditions without any of the target amino esters noted (Scheme 1f,  $R = \text{Ph}$ ). It has been widely accepted<sup>10</sup> that the Cu-APR is mediated by **T1** derived from the deprotonation of **S**, followed by the nucleophilic attack of **T2** or **T3** (Scheme 1f). We theorize that the input of the ester group makes the intermediates **T1–T3** super reactive and unstable, consequently leading



Fig. 1 Cu-catalyzed elusive propargylation of aryl amines: (a) the reaction outcomes of the propargylation of aniline with **S1** in different solvents on the basis of  $^{19}\text{F}$  NMR; (b) the asymmetric propargylation of amines towards the formation of protected  $\alpha$ -quaternary amino acids.



to the fast decomposition of the propargylic species due to their intermolecular coupling reactions before the external amine nucleophilic attack (Scheme 1f). This is probably why this area has remained unnaturally silent so far.

## Results and discussion

We commenced the study by reacting compound **S1** and aniline in THF at room temperature in the presence of **L1** and copper catalyst (Fig. 1a). <sup>19</sup>F NMR indicated the complete decomposition of **S1** with the target product **P1** undetectable, and a similar outcome was observed even at  $-40$  °C. The complete decomposition of **S1** also took place with the use of other solvents,

including toluene, DCM, ACN and DMF (Fig. 1a), despite these solvents being frequently applied in Cu-catalyzed propargylation reactions.<sup>15</sup> No reaction was observed in the absence of any base. Fortunately, the target product **P1** was isolated in 78% yield when we changed the solvent to methanol despite of the low enantioselectivity (Fig. 1a). We propose that the alcohol solvent is the key to stabilizing the reactive ester-bonded electrophilic copper intermediates **T1–T3** through hydrogen bonding interactions (Scheme 1d).<sup>16,17</sup> We herein communicate the successful realization of such a Cu-APR enabling the streamlined synthesis of enantioenriched protected  $\alpha$ -QAAs with high efficiency, and this case also represents the first amine nucleophilic approach resulting in such invaluable



Fig. 2 The investigation of the reaction scope. Isolated yields were reported, and the ee value was evaluated by HPLC equipped with a chiral column. The reactions were performed on a 0.1 mmol scale at  $-30$  °C for amino esters **3–19** and  $-40$  °C for amino esters **21, 23–26, 28–31** and **33**; other conditions are noted. Inset is the solid state of product **1** (CDCC-2092791) with only the hydrogen attached to the amino group shown for clarity. <sup>a</sup> $-40$  °C. <sup>b</sup>Using methanol as a solvent and reaction at  $0$  °C for 24 h. <sup>c</sup> $-30$  °C. <sup>d</sup> $0$  °C for 24 h.



products (Fig. 1b).<sup>18</sup> The reaction between **S3** (Fig. 2, R<sup>1</sup> = Ph) and aniline was used as a model for condition screening. Extensive experiments<sup>19</sup> have indicated that the utilization of a newly developed chiral MeO-functionalized box-ligand **L** in a mixed solvent TFE/ACN (1 : 3) at lower temperatures (−30 to −40 °C) is vital for producing product **1** with both high chemo- and enantioselectivity (85% yield, 94% ee; Fig. 2). The presence of an electron-donating group on the backbone of the ligand was believed to better stabilize the Cu-allenyldiene intermediate,<sup>17</sup> which is beneficial for the subsequent enantioselective amine attack; such an effect was probably related to the big electronic difference between the aryl and ester substituents, which were attached on the planar  $\alpha$ -C with an sp<sup>2</sup>-hybridization in the key intermediate.<sup>17</sup> A positive nonlinear relationship between the enantiopurity of the product and that of the corresponding ligand **L** was observed, suggesting that this reaction probably proceeded through the intermediacy of a dinuclear Cu-complex,<sup>13a,15,17</sup> this is different from the monomeric-Cu-intermediated process that was proposed in our previous zwitterionic enolate study (Scheme 1e).<sup>11a,17</sup> With satisfactory reaction conditions established, we then turned to investigate the generality of the reactions (Fig. 2). To our great joy, the present catalytic system tolerated quite well a broad range of either amines (1–20) or propargylic esters (21–37) towards the formation of the target enantioenriched products in high efficiency (most >70% yield and >91% ee). A number of substrates featuring either the electron-withdrawing (5–9, 14, 23–26, 28–29) or -donating (2–4, 11, 15, 17–19, 21–22, 27, 30–31) functionalities on the *para*-, *ortho*- or *meta*-position of the aryl substituents are applicable for the reactions. The styrene-functionalized product (**10**) could be easily obtained in this system, which is generally challenging in methods based on photocatalysis, and the presence of the styrene group may facilitate the usage of the corresponding product in polymeric chemistry. The absolute (*S*)-configuration of these enantioenriched  $\alpha$ -QAAs can be deduced from the X-ray analysis of compound **1** (Fig. 2, inset). Notably, the present catalytic system was feasible for the preparation of  $\alpha$ -QAAs with a tertiary amino group, as exemplified by the successful isolation of product **20**, which was impossible *via* the approaches summarized in Scheme 1b.<sup>3–6</sup> The synthetically challenging  $\alpha,\alpha$ -dialkylated  $\alpha$ -QAAs<sup>9</sup> could be synthesized smoothly from the products (**34–36**), albeit with relatively lower enantioselectivity, which may be due to steric reasons. The steric effect was further evidenced by the fact that the utilization of the substrate equipped with the bulkier isopropyl group resulted in higher enantioselectivity (**35** *vs.* **36**). Additional screening<sup>19</sup> with a methyl-substituted substrate suggested that the reaction performed in methanol at 0 °C under otherwise identical conditions gave rise to compound **34** with improved enantioselectivity (39% ee *vs.* 62% ee), while similar improvements were not observed for the reaction at 0 °C in methanol using the propyl-substituted substrates;<sup>20</sup> these results indicate that the solvent and electronic factors also affect the enantio-discrimination process. The introduction of the alkynyl functionality in the target product (**37**) also proved feasible; this is especially interesting because the enantio-discrimination between two structurally

similar linear groups through an otherwise activation mode is quite challenging. The creation of boronated (**12**) or brominated (**6**, **24** and **29**) enantioenriched  $\alpha$ -QAAs signifies the potential of these products to be used in Suzuki coupling reactions, correspondingly expanding the diversity of the amino acids. Those amines containing pharmaceutically relevant groups such as benzodioxole (**17**) and indole fragment (**19**) were appropriate reaction partners, as well as the naphthyl-decorated substrates (**16** and **32**). The use of alkyl amines resulted in the decomposition of the propargylic precursor, suggesting some limitations of the current approach as well as the idiosyncratic nature of the Cu-APR with the use of the propargyl precursor bearing an extra strong electron-withdrawing group.<sup>21</sup> Further attempts with the use of HOOC-bonded propargylic substrates or Ph-substituted internal alkynyl substrates failed to afford the desired products.

These reactions could be performed on a larger scale, as suggested from the gram-scale synthesis of product **1** (Fig. 3a). Remarkably, in addition to the well-known excellent application potential of amino acids in biologics,<sup>1,14</sup> these  $\alpha$ -QAAs (Fig. 2) could also be transformed into precious amines *via* easy experiments with the retention of high enantioselectivities



Fig. 3 (a) The synthesis of the protected amino acid **1** at the gram-scale, and (b) synthetic applications of product **1**: (i) LiOH (3.0 eq.), MeOH/H<sub>2</sub>O, rt, 24 h; (ii) DIBAL-H (2.5 eq.), toluene, −78 °C, 2 h; (iii) LiAlH<sub>4</sub> (2.0 eq.), THF, 0 °C, 4 h; (iv) 6-iodoquinoline (1.1 eq.), Pd(PPh<sub>3</sub>)<sub>2</sub>Cl<sub>2</sub> (5 mol%), CuI (5 mol%), TEA (3.0 eq.) THF, rt, 24 h; (v) N-tosyl-2-iodoaniline (1.0 eq.), Pd(PPh<sub>3</sub>)<sub>2</sub>Cl<sub>2</sub> (5 mol%), CuI (5 mol%), TMG (3.0 eq.), DMF, 40 °C, 24 h; (vi) Pd/C (10 mol%), H<sub>2</sub>, EtOH, rt, 4 h; (vii) Lindlar catalyst (2 mol%), H<sub>2</sub>, EtOH, rt, 30 min; (viii) from protected amino acid **2**, CAN (3.0 eq.), MeCN/H<sub>2</sub>O, 0 °C, 2 h. Please see the ESI† for details.



typically >92% ee (Fig. 3b). For instance, the hydrolysis of product **1** under basic conditions generated the free amino acid **38** in high yield. The selective reduction of the ester group in product **1** could be controlled, resulting in either  $\beta$ -amino alcohol **40** or the otherwise quite synthetically challenging  $\alpha$ -amino aldehyde **39**. The use of Sonogashira coupling enabled quick access to amino acid-functionalized internal alkynes, as demonstrated by the preparation of product **41**. The terminal alkynyl group facilitated the construction of an enantioenriched product **42** containing an indole skeleton. The use of different Pd catalysts enabled the controllable reduction of the dangling alkynyl group towards the formation of protected ethyl or vinyl amino acids **43** and **44**. A further note is that the compound similar to **44** is remarkably challenging to access with other methodologies. The access to the primary amine **45** was feasible through an oxidative C–N cleavage from amino ester **2**.<sup>22</sup> These examples (Fig. 3b) showcase the great potential of the access to

a library of enantioenriched amines with high enantioselectivities from the as-prepared protected  $\alpha$ -QAAs **1–37**.

The protected  $\alpha$ -QAAs could undergo Click cyclization as indicated by the derivatization of the bioactive pharmaceutical zidovudine (Fig. 4a). The functionalization of other commercially available drugs such as procaine and aminoglutethimide with this protocol could be easily realized (Fig. 4b). The use of amino acids in peptide synthesis also proved feasible (Fig. 4c). The synthetic application of this Cu-APR methodology was further evidenced by the formal synthesis of protected  $\alpha$ -ethyl norvaline **52** (Fig. 4d). Under the standard conditions, the symmetric amination of the propargylic precursor **S16** afforded compound **51**, followed by an oxidative C–N cleavage and reduction sequence to give rise to the target product **52**.  $\alpha$ -Ethyl norvaline was proven to be a bioactive compound and required an 11-step sequence to synthesize in a previous report.<sup>2b,c</sup> This practical improvement further verified the usefulness of our methodology in synthetic chemistry.

## Conclusions

In conclusion, we herein report the first amine nucleophilic approach for the modular and straightforward synthesis of invaluable enantioenriched protected  $\alpha$ -quaternary amino acids with high efficiency. This practical protocol features wide functional group tolerance and high enantioselectivity introduction with typically >90% ee, and is amendable to the modification of commercially available bioactive molecules. The resultant protected amino acids could be readily converted into a number of precious enantioenriched amines, which are otherwise synthetically quite challenging, including those of  $\alpha$ -amino aldehyde, peptides or protected  $\alpha$ -vinyl amino acids with >92% ee in excellent yields. This protocol could be utilized for the synthesis of protected bioactive  $\alpha$ -ethyl norvaline in 3 steps, a significant advancement in comparison to an 11-step sequence reported previously.

## Data availability

The ESI† includes experimental details, HPLC data, NMR data and HRMS data.

## Author contributions

TL performed all the experiments. WG supervised the project and wrote the first draft. All authors participated in the interpretation and analysis of the reaction results, and finalized the manuscript.

## Conflicts of interest

There are no conflicts to declare.

## Acknowledgements

This work is supported by the starting funding scheme of Xi'an Jiaotong University. We thank the Instrument Analysis Center of



Fig. 4 (a and b) The derivatization of commercially available drug molecules; (c) the syntheses of enantioenriched peptides **49** and **50** from products **45** and **38**, respectively; (d) a concise route for the synthesis of protected bioactive  $\alpha$ -ethyl norvaline **52** versus a multiple-step pathway reported previously. Please see the ESI† for details.



Xi'an Jiaotong University for their assistance with the HRMS analysis.

## References

- 1 Selective review on amino acids: (a) J. B. Hedges and K. S. Ryan, *Chem. Rev.*, 2020, **120**, 3161–3209; (b) J. Moschner, V. Stulberg, R. Fernandes, S. Huhmann, J. Leppkes and B. Kocsch, *Chem. Rev.*, 2019, **119**, 10718–10801; (c) B. Eftekhari-Sis and M. Zirak, *Chem. Rev.*, 2017, **117**, 8326–8419; (d) A. F. M. Noisier and M. A. Brimble, *Chem. Rev.*, 2014, **114**, 8775–8806; (e) S. Kobayashi, Y. Mori, J. S. Fossey and M. M. Salter, *Chem. Rev.*, 2011, **111**, 2626–2704; (f) C. Nájera and J. M. Sansano, *Chem. Rev.*, 2007, **107**, 4584–4671; (g) L. Aurelio, R. T. C. Brownlee and A. B. Hughes, *Chem. Rev.*, 2004, **104**, 5823–5846; (h) K. Maruoka and T. Ooi, *Chem. Rev.*, 2003, **103**, 3013–3028; (i) V. A. Soloshonok and A. E. Sorochinsky, *Synthesis*, 2010, 2319–2344; (j) M. S. Segundo and A. Correa, *Synthesis*, 2018, **50**, 2853–2866; (k) A. E. Metz and M. C. Kozlowski, *J. Org. Chem.*, 2015, **80**, 1–7.
- 2 (a) C. Cativiela, M. Ordóñez and J. L. Viveros-Ceballos, *Tetrahedron*, 2020, **76**, 130875; (b) C. Cativiela, M. D. Diaz-de-Villegas and J. A. Gálvez, *J. Org. Chem.*, 1994, **59**, 2497–2505; (c) M. Rainaldi, A. Moretto, C. Peggion, F. Formaggio, S. Mammi, E. Peggion, J. A. Galvez, M. D. Díaz-de-Villegas, C. Cativiela and C. Toniolo, *Chem.–Eur. J.*, 2003, **9**, 3567–3576.
- 3 Selective research articles, please see: (a) K. Morisaki, M. Sawa, R. Yonesaki, H. Morimoto, K. Mashima and T. Ohshima, *J. Am. Chem. Soc.*, 2016, **138**, 6194–6203; (b) H. Wang, T. Jiang and M.-H. Xu, *J. Am. Chem. Soc.*, 2013, **135**, 971–974; (c) P. Fu, M. L. Snapper and A. H. Hoveyda, *J. Am. Chem. Soc.*, 2008, **130**, 5530–5541; (d) U. Bhakta, P. V. Kattamuri, J. H. Siitonen, L. B. Alemany and L. Kürti, *Org. Lett.*, 2019, **21**, 9208–9211; (e) P. V. Kattamuri, U. Bhakta, S. Siritwongsup, D.-H. Kwon, L. B. Alemany, M. Yousufuddin, D. H. Ess and L. Kürti, *J. Org. Chem.*, 2019, **84**, 7066–7099; (f) The Kozlowski group reported a one-pot umpolung strategy for the synthesis of protected  $\alpha$ -allyl- $\alpha$ -aryl  $\alpha$ -amino acids in moderate enantioselectivities: J. M. Curto, J. S. Dickstein, S. Berritt and M. C. Kozlowski, *Org. Lett.*, 2014, **16**, 1948–1951.
- 4 Selective research articles, please refer to: (a) P. Chen and J. Zhang, *Org. Lett.*, 2017, **19**, 6550–6553; (b) R. He, X. Huo, L. Zhao, F. Wang, L. Jiang, J. Liao and W. Zhang, *J. Am. Chem. Soc.*, 2020, **142**, 8097–8103; (c) Q. Zhang, H. Yu, L. Shen, T. Tang, D. Dong, W. Chai and W. Zi, *J. Am. Chem. Soc.*, 2019, **141**, 14554–14559; (d) C.-J. Wang, G. Liang, Z.-Y. Xue and F. Gao, *J. Am. Chem. Soc.*, 2008, **130**, 17250–17251; (e) L. Chen, M.-J. Luo, F. Zhu, W. Wen and Q.-X. Guo, *J. Am. Chem. Soc.*, 2019, **141**, 5159–5163; (f) X. Huo, J. Zhang, J. Fu, R. He and W. Zhang, *J. Am. Chem. Soc.*, 2018, **140**, 2080–2084; (g) L. Wei, Q. Zhu, S.-M. Xu, X. Chang and C.-J. Wang, *J. Am. Chem. Soc.*, 2018, **140**, 1508–1513; (h) X. Huo, R. He, J. Fu, J. Zhang, G. Yang and W. Zhang, *J. Am. Chem. Soc.*, 2017, **139**, 9819–9822; (i) T. Wang, Z. Yu, D. L. Hoon, C. Y. Phee, Y. Lan and Y. Lu, *J. Am. Chem. Soc.*, 2016, **138**, 265–271; (j) B. M. Trost and K. Dogra, *J. Am. Chem. Soc.*, 2002, **124**, 7256–7257; (k) T. Ooi, M. Takeuchi, M. Kameda and K. Maruoka, *J. Am. Chem. Soc.*, 2000, **122**, 5228–5229; (l) M. Wang, M. Zhou, L. Zhang, Z. Zhang and W. Zhang, *Chem. Sci.*, 2020, **11**, 4801–4807; (m) D. J. Sprague, A. Singh and J. N. Johnston, *Chem. Sci.*, 2018, **9**, 2336–2339; (n) A racemic version, for example: Y. Matsumoto, J. Sawamura, Y. Murata, T. Nishikata, R. Yazaki and T. Ohshima, *J. Am. Chem. Soc.*, 2020, **142**, 8498–8505.
- 5 (a) R. He, X. Wang, T. Hashimoto and K. Maruoka, *Angew. Chem., Int. Ed.*, 2008, **47**, 9466–9468; (b) K. Ohmatsu, Y. Ando, T. Nakashima and T. Ooi, *Chem*, 2016, **1**, 802–810; (c) W. Chen, Y. Wang, X. Mi and S. Luo, *Org. Lett.*, 2019, **21**, 8178–8182; (d) J. López-Cantarero, M. B. Cid, T. B. Poulsen, M. Bella, J. L. G. Ruano and K. A. Jørgensen, *J. Org. Chem.*, 2007, **72**, 7062–7065; (e) A racemic version, for example: D. J. Fisher, G. L. Burnett, R. Velasco and J. Read de Alaniz, *J. Am. Chem. Soc.*, 2015, **137**, 11614–11617.
- 6 (a) P. Vachal and E. N. Jacobsen, *J. Am. Chem. Soc.*, 2002, **124**, 10012–10014; (b) S. Masumoto, H. Usuda, M. Suzuki, M. Kanai and M. Shibasaki, *J. Am. Chem. Soc.*, 2003, **125**, 5634–5635; (c) J. Wang, X. Hu, J. Jiang, S. Gou, X. Huang, X. Liu and X. Feng, *Angew. Chem., Int. Ed.*, 2007, **46**, 8468–8470.
- 7 (a) D. J. Leonard, J. W. Ward and J. Clayden, *Nature*, 2018, **562**, 105–109; (b) H. Abas, J. Mas-Roselló, M. M. Amer, D. J. Durand, R. R. Groleau, N. Fey and J. Clayden, *Angew. Chem., Int. Ed.*, 2019, **58**, 2418–2422; (c) D. Zhang, J. Zhou, F. Xia, Z. Kang and W. Hu, *Nat. Commun.*, 2015, **6**, 5801–5808; (d) K. Fesko, M. Uhl, J. Steinreiber, K. Gruber and H. Griengl, *Angew. Chem., Int. Ed.*, 2010, **49**, 121–124; (e) Z.-L. Wu and Z.-Y. Li, *J. Org. Chem.*, 2003, **68**, 2479–2482; (f) K. A. Teegardin, L. Gotcher and J. D. Weaver, *Org. Lett.*, 2018, **20**, 7239–7244; (g) M. Baumann, I. R. Baxendale, S. V. Ley, N. Nikbin, C. D. Smith and J. P. Tierney, *Org. Biomol. Chem.*, 2008, **6**, 1577–1586.
- 8 (a) C. Luo and Y. Huang, *J. Am. Chem. Soc.*, 2013, **135**, 8193–8196; (b) A racemic version, please refer to: C. Jing, D. Xing, Y. Qian, T. Shi, Y. Zhao and W. Hu, *Angew. Chem., Int. Ed.*, 2013, **52**, 9289–9292.
- 9 The synthesis of  $\alpha,\alpha$ -dialkylated  $\alpha$ -QAAs is quite challenging but useful, please see: J. H. Blackwell, R. Kumar and M. J. Gaunt, *J. Am. Chem. Soc.*, 2021, **143**, 1598–1609.
- 10 Selected reviews, please refer to: (a) Y. Nishibayashi, *Synthesis*, 2012, 489–503; (b) R. J. Detz, H. Hiemstra and J. H. van Maarseveen, *Eur. J. Org. Chem.*, 2009, **2009**, 6263–6276; (c) R. Roy and S. Saha, *RSC Adv.*, 2018, **8**, 31129–31193; (d) C.-H. Ding and X.-L. Hou, *Chem. Rev.*, 2011, **111**, 1914–1937; (e) One example of research article, please refer to: G. Hattori, H. Matsuzawa, Y. Miyake and Y. Nishibayashi, *Angew. Chem., Int. Ed.*, 2008, **47**, 3781–3783.
- 11 (a) J. E. Gómez, W. Guo, S. Gaspa and A. W. Kleij, *Angew. Chem., Int. Ed.*, 2017, **56**, 15035–15038; (b) L. Tian, L. Gong and X. Zhang, *Adv. Synth. Catal.*, 2018, **360**, 2055–2059; (c) J. E. Gómez, Á. Cristófol and A. W. Kleij, *Angew. Chem., Int.*



- Ed.*, 2019, **58**, 3903–3907; (d) W. Guo, L. Zuo, M. Cui, B. Yan and S. Ni, *J. Am. Chem. Soc.*, 2021, **143**, 7629–7634, this method could not be used for the preparation of  $\alpha$ -quaternary amino acids.
- 12 K. Tsuchida, Y. Senda, K. Nakajima and Y. Nishibayashi, *Angew. Chem., Int. Ed.*, 2016, **55**, 9728–9732. Please note that Cu-APRs typically use propargylic precursors with OBoc or OAc as leaving group (see ref. 10) which is not applicable in this CF<sub>3</sub>-substituted project (ref. 12).
- 13 (a) Alkynyl group is versatile toward the access to a range of functionalities, see representative example: R.-Z. Li, D.-Q. Liu and D. Niu, *Nat. Catal.*, 2020, **3**, 672–680; (b)  $\alpha$ -Amino esters are also versatile toward the formation of a range of use molecules, please refer to: N. Mateu, S. L. Kidd, L. Kalash, H. F. Sore, A. Madin, A. Bender and D. R. Spring, *Chem.–Eur. J.*, 2018, **24**, 13681–13687.
- 14 Propargylic compounds are readily for biorthogonal applications, please see representative articles: (a) C. G. Parker and M. R. Pratt, *Cell*, 2020, **180**, 605–632; (b) K. F. Suazo, K.-Y. Park and M. D. Distefano, *Chem. Rev.*, 2021, **121**, 7178–7248.
- 15 (a) Using DCM as solvent, please see: J. Song, Z.-J. Zhang and L.-Z. Gong, *Angew. Chem., Int. Ed.*, 2017, **56**, 5212–5216; (b) Using THF as solvent, please see: R.-Z. Li, H. Tang, L. Wan, X. Zhang, Z. Fu, J. Liu, S. Yang, D. Jia and D. Niu, *Chem*, 2017, **3**, 834–845; (c) Using toluene as solvent, please see: F.-L. Zhu, Y. Zou, D.-Y. Zhang, Y.-H. Wang, X.-H. Hu, S. Chen, J. Xu and X.-P. Hu, *Angew. Chem., Int. Ed.*, 2014, **53**, 1410–1414; (d) Using DMA as solvent, please see ref. 13a.
- 16 Hydrogen bonding assisted process was also proposed by Nishibayashi and coworkers, please see: G. Hattori, K. Sakata, H. Matsuzawa, Y. Tanabe, Y. Miyake and Y. Nishibayashi, *J. Am. Chem. Soc.*, 2010, **132**, 10592–10608.
- 17 Please see ESI† for our mechanism proposal.
- 18 We applied a patent with ref. CN202111006086.5 for the preparation of  $\alpha$ -amino acids with the present reported methodology. This patent was still under consideration and was not issued yet.
- 19 Please refer to Tables S1–S3 in ESI† for the selected screening data.
- 20 See ESI† for details.
- 21 Alkyl amines were frequently used as nucleophiles in Cu-APR, please see: (a) J. Huang, H.-H. Kong, S.-J. Li, R.-J. Zhang, H.-D. Qian, D.-R. Li, J.-Y. He, Y.-N. Zheng and H. Xu, *Chem. Commun.*, 2021, **57**, 4674–4677; (b) Y. Imada, M. Yuasa, I. Nakamura and S.-I. Murahashi, *J. Org. Chem.*, 1994, **59**, 2282–2284. Please also refer to ref. 16.
- 22 The synthesis of unprotected  $\alpha$ -QAAs is the continuous endeavour of synthetic chemists, representative references please refer to: (a) M. Sawa, K. Morisaki, Y. Kondo, H. Morimoto and T. Ohshima, *Chem.–Eur. J.*, 2017, **23**, 17022–17028; (b) R. Yonesaki, Y. Kondo, W. Akkad, M. Sawa, K. Morisaki, H. Morimoto and T. Ohshima, *Chem.–Eur. J.*, 2018, **24**, 15211–15214; (c) L. Peng, H. Wang and C. Guo, *J. Am. Chem. Soc.*, 2021, **143**, 6376–6381.

