

# ChemComm

Chemical Communications

rsc.li/chemcomm



ISSN 1359-7345

**FEATURE ARTICLE**

Herbert W. Roesky *et al.*  
Recent progress in transition metal complexes featuring  
silylene as ligands



Cite this: *Chem. Commun.*, 2024, 60, 9483

## Recent progress in transition metal complexes featuring silylene as ligands

Zohreh Hendi,<sup>†</sup> Madhusudan K. Pandey,<sup>†</sup> Saroj Kumar Kushvaha<sup>†</sup> and Herbert W. Roesky<sup>†</sup>\*

Silylenes, divalent silicon(II) compounds, once considered highly reactive and transient species, are now widely employed as stable synthons in main-group and coordination chemistry for myriad applications. The synthesis of stable silylenes represents a major breakthrough, which led to extensive exploration of silylenes in stabilizing low-valent main-group elements and as versatile ligands in coordination chemistry and catalysis. In recent years, the exploration of transition metal complexes stabilized with silylene ligands has captivated significant research attention. This is due to their robust  $\sigma$ -donor characteristics and capacity to stabilize transition metals in low valent states. It has also been demonstrated that the transition metal complexes of silylenes are effective catalysts for hydroboration, hydrosilylation, hydrogenation, hydrogen isotope exchange reactions, and small molecule activation chemistry. This review article focuses on the recent progress in the synthesis and catalytic application of transition metal complexes of silylenes.

Received 23rd April 2024,  
Accepted 21st June 2024

DOI: 10.1039/d4cc01930j

rsc.li/chemcomm

### Introduction

Developing task-specific ligands is vital in various fields of chemistry, such as organometallic chemistry, catalysis, and material chemistry. The need for novel ligands has always been a key area of research because chemists are always curious to learn about new compounds and ways to improve the properties and processes of already existing ones.<sup>1</sup> The enormous significance of phosphine ligands in various fields of chemistry also suggests that one can tailor-make task-specific ligands for various applications.<sup>2</sup> Over the past few years, fundamental and application-oriented transition-metal chemistry has seen a

surge in studying the ligand characteristics of stable N-heterocyclic carbenes (NHCs) over phosphines. NHCs are considered excellent ligands due to their strong  $\sigma$ -donor and weak  $\pi$ -acceptor properties, facilitating strong bonding interactions with metals and main-group elements. They are widely utilized in main-group chemistry, coordination chemistry, and catalysis.<sup>3</sup> The fast growth of NHC-based transition-metal complexes has influenced scientists to discover and explore the ligating capabilities of heavier carbene analogues, such as silylene.

Silylenes, heavier analogues of carbenes, feature a Si(II) atom with one lone pair of electrons and a vacant 3p orbital, rendering them potential  $\sigma$ -donor and  $\pi$ -acceptor ligands for transition metals. In 1937, Schwarz and Pietsch reported the first divalent Si(II) compound, Cl<sub>2</sub>Si:, by reducing SiCl<sub>4</sub> through glow discharge.<sup>4</sup> After this, dimethylsilylene (Me<sub>2</sub>Si:) was observed at

*Institut für Anorganische Chemie, Georg-August-Universität Göttingen, Göttingen, 37077, Germany. E-mail: hroesky@gwdg.de*

<sup>†</sup> These authors contributed equally.

*Zohreh Hendi received her MSc degree from the Iran University of Science and Technology and her PhD degree from the Sharif University of Technology, Tehran, Iran, in 2022, where she worked with Prof. Sirous Jamali studying synthesis and photophysical properties of naphthalimide-based NHC ligands and its coinage metal complexes in addition to platinum-based metal-organic frameworks. After completing her PhD, she moved to Germany for her post-doctoral work with Prof. Herbert W. Roesky at Georg-August-Universität Göttingen, Germany. Her current research includes the synthesis of compounds with low-valent silicon and their exploration in small molecule activation reactions.*

*Madhusudan Kumar Pandey obtained his BSc and MSc degrees from B. R. A. B. U. Muzaffarpur and Pondicherry University. He received his doctoral degree in 2019 from IIT Bombay under the supervision of Prof. M. S. Balakrishna, studying sterically demanding phosphines and their transition metal complexes for catalytic applications. He was a postdoctoral research associate in the group of Prof. Joyanta Choudhury at IISER Bhopal, India (2020–2022). Currently, he is working as a postdoctoral researcher with Prof. Herbert W. Roesky at Georg-August-Universität Göttingen, Germany. His current research interest includes synthesizing compounds with low-valent silicon to stabilize main group elements in unusual oxidation states.*





Fig. 1 Important breakthrough in silylene chemistry over the years.

low-temperature in argon matrices and was considered a reactive intermediate in the chemical reactions.<sup>5</sup> Silylenes (R<sub>2</sub>Si:), were often regarded as very reactive intermediates that lost their identity by various mechanisms, including cycloaddition, polymerization, insertion, and oligomerization, which prevented silylenes from being utilized as reactants in laboratory experiments.<sup>6</sup> It was observed that silylenes with a small R substituent are unstable.<sup>5</sup> In contrast, disilene formation was observed when the steric bulk of the R substituent was increased.<sup>7</sup> This suggests that kinetic and/or thermodynamic

stabilization is essential to isolate silylene (R<sub>2</sub>Si:) as a stable compound. In 1986, Jutzi *et al.* made a ground-breaking discovery in silylene chemistry by isolating decamethyl silicocene ( $\eta^5$ -C<sub>5</sub>Me<sub>5</sub>)<sub>2</sub>Si: (**I**), the first stable compound featuring divalent silicon(II) atom (Fig. 1).<sup>8</sup> This discovery demonstrated that electronic and steric saturation is necessary for synthesizing bottleable silylenes. The first significant breakthrough in silylene chemistry occurred with synthesis of the first N-heterocyclic silylene (NHSi) **II** in 1994 by West and Denk (Fig. 1).<sup>9</sup> Following this, divalent silicon compound chemistry saw a rapid expansion.

Saroj Kumar Kushvaha completed his BSc from the University of Lucknow in 2010 and MSc from DAVV Indore in 2012. Subsequently, he worked as a chemistry lecturer from 2013–2016. He worked as a junior researcher at Defence research and development organization (DRDO) for a short period of time. He received his PhD from Indian Institute of Technology Madras, Chennai, in 2022. Currently, he is working as a post-doctoral researcher at Georg-August-Universität Göttingen, Germany. He works in the area of main-group chemistry and molecular magnetism.

Herbert W. Roesky earned his doctorate from the University of Göttingen. Following a stint at Du Pont in the United States, he returned to Göttingen to complete his habilitation. By 1971, he had assumed a professorship at Johann-Wolfgang-Goethe-Universität in Frankfurt am Main. Later, in 1980, he transitioned to the University of Göttingen, where he served as the director of the Institute for Inorganic Chemistry until 2004. Roesky is renowned for his ground-breaking research on fluorides across transition and main group elements. Presently, his focus lies on various facets of compounds featuring low-valent silicon. His prolific contributions include over 1350 peer-reviewed papers, articles, patents, and books spanning the realms of Inorganic Chemistry and Material Sciences.



Since the mid-1990s, numerous stable cyclic silylenes **III–V** with diverse substitution patterns and ring sizes have been reported.<sup>6,10</sup> However, all these stable silylenes contain divalent Si(II) atoms with no further scope for functionalization. In 2006, Roesky and co-workers isolated a unique heteroleptic three-coordinate chlorosilylene **VI**.<sup>11</sup> Following this in 2009, Roesky and Filipou groups independently synthesized NHC-stabilized X<sub>2</sub>Si: **VII**<sup>12</sup> silylenes with functionalizable Si–X (X = Cl, Br) bonds (Fig. 1).

A three-coordinate chlorosilylene **VIII** stabilized by  $\beta$ -diketiminate ligand was also isolated by Driess in 2018.<sup>13</sup> Very recently, Hinz isolated a unique two-coordinate chlorosilylene **IX** stabilized by a bulky carbazole ligand.<sup>14</sup> Nakata isolated a strong  $\sigma$ -donor three coordinate iminophosphonamido-chlorosilylene **X** in 2021.<sup>15</sup> These compounds have been widely employed in silylene chemistry for many years after these discoveries.<sup>16,17</sup> Recently, the Power, Jones, Aldridge, and Inoue groups developed a unique class of two coordinate acyclic silylenes **XI–XIII**, and Lips and co-workers developed a homocyclic silylene **XIV** with small HOMO–LUMO gap.<sup>18</sup> Two-coordinate acyclic silylenes, owing to vacant 3p orbital at the Si atom and small HOMO–LUMO gap, are very reactive and act as transition metal mimics in small molecule activation chemistry.<sup>18</sup> These discoveries changed the course of silylene chemistry and started a burgeoning era.

## Transition metal complexes of silylenes: a historical perspective

Unlike NHC, transition metal complexes of NHSis are still in the early stages of development. The exploration of transition metal complexes of NHSis lags behind the extensive utilization of NHC-stabilized transition metal complexes in various important applications.<sup>19</sup> The lack of progress is mostly due to the restricted techniques available for synthesizing silylene transition metal complexes and their instability. The syntheses of silylene complexes *via* a 1,2-hydride shift from a silyl ligand to the transition metals are known.<sup>19e,f</sup> However, unlike the *trans*-metalation and the base-mediated procedures to synthesize NHC-stabilized transition metal complexes, the primary method for synthesizing silylene transition metal complexes involve free silylene coordination, which restricts their production and use. In 1977, Welz and Schmid unveiled the first example of a thermolabile Fe complex of silylene, which was only stable below  $-20$  °C.<sup>20</sup> However, in 1987, a breakthrough came when Zybill and Müller achieved the first structural characterization of the silylene transition metal complex, promising further development.<sup>21</sup> Their methodology involved treating Fe(II) precursors [K<sub>2</sub>(Fe(CO)<sub>4</sub>)] or [H<sub>2</sub>(Fe(CO)<sub>4</sub>)] with (tBuO)<sub>2</sub>SiCl<sub>2</sub> under salt metathesis conditions or with a base (Et<sub>3</sub>N), to produce the first pioneering silylene Fe complex.

The landscape of this field transformed significantly with the synthesis of the first bottleable NHSis in 1994, following which several reports emerged detailing silylene complexes with various transition metals. These advancements and early breakthroughs were succinctly compiled and reviewed in a comprehensive report

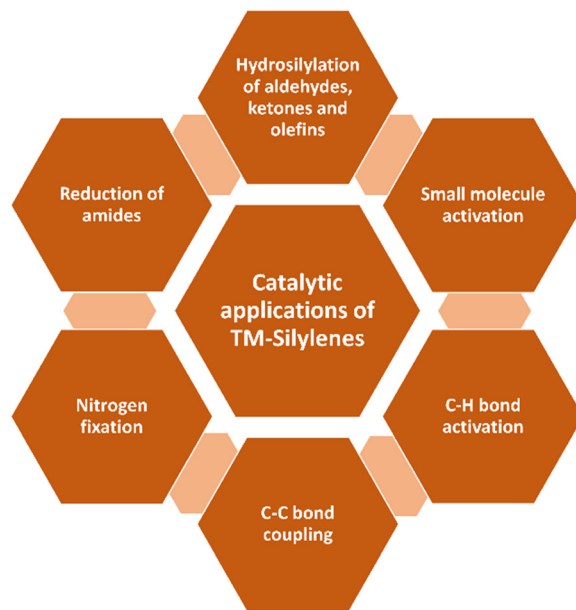


Fig. 2 Catalytic applications of transition metal silylene complexes.

by West and co-workers.<sup>6</sup> The synthesis of three-coordinate chlorosilylene by Roesky and co-workers significantly boosted the development of transition metal complexes of base-stabilized silylenes. The presence of the Si–Cl bond enabled the synthesis of various functionalized silylenes, leading to the exploration of their transition metal chemistry in diverse avenues.<sup>16a–c</sup> As a result, the past few years have seen a surge of interest in the synthesis of transition metal complexes of various silylene ligands and their utility in various catalytic applications (Fig. 2).<sup>17c,22</sup> The presence of silylene in this class of compounds, as potent  $\sigma$ -donor ligands, fine-tune the catalytic activity of the metal center in metal-mediated homogeneous catalysis.

Driess and co-workers were the first to summarize the utility of transition metal complexes of silylenes in various catalytic reactions.<sup>17d,22a</sup> Recently, Li and co-workers summarized the progress in the synthesis and characterization of Fe, Co, and Ni complexes of silylenes.<sup>17b</sup> In 2021, Khan and co-workers surveyed the coinage metal complexes of silylenes.<sup>17a</sup> Although these elegant reviews provide a state-of-the-art description of silylene-transition metal complexes, there is a need to survey the recent advancements made in the field from 2021. This review aims to bridge the gap by summarizing recent advancements in the synthesis, characterization, and catalytic utilities of transition metal complexes of silylenes reported after 2021. Through a systematic literature analysis, this review highlights key findings, discusses synthetic strategies, and evaluates catalytic performances, providing valuable insights for future research in this rapidly evolving field.

## Fe, Co, and Mn complexes of silylenes

Unlike other transition metals, the report on Fe silylene complexes is mature.<sup>17d</sup> Some of the early developments in the field included the first spectroscopic characterization of Fe silylene



complex **XV** in 1977.<sup>20</sup> Followed by the first structural characterization of Fe silylene complex **XVI** in 1987.<sup>21</sup> Subsequently, West reported the silylene coordinated Fe(0) complex **XVII** in 2001.<sup>23</sup> In 2009, Roesky and co-workers introduced the first stable Fe complex **XVIII**, featuring a base-stabilized tricoordinate silylene ligand.<sup>24</sup> Following which, several Fe–silylene complexes are synthesized and characterized (**XIX–XXV**:

Fig. 3).<sup>17b,d</sup> The Fe complexes of silylenes are active in important catalytic reactions such as hydroboration and hydrosilylation of carbonyl compounds<sup>25</sup> and the reductive functionalization of dinitrogen.<sup>26</sup> Unlike Fe, the report on the Co and Mn complexes of silylenes is not extensive. However, recent years have seen a surge in the synthesis of Co and Mn complexes stabilized by silylenes, which are found to be



Fig. 3 Selected examples of Fe, Co, and Mn–silylene complexes.

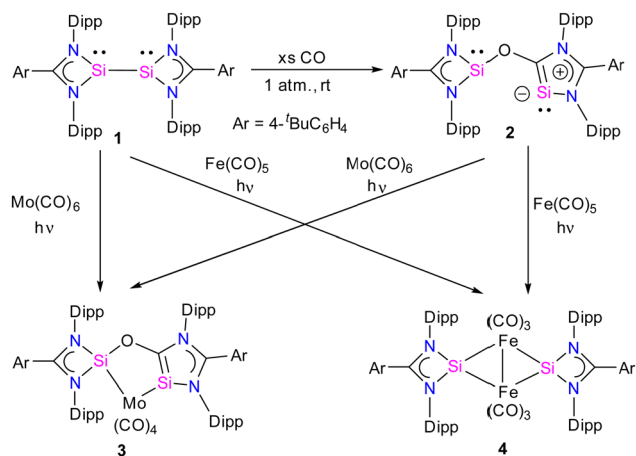


important catalysts for the hydroboration of aldehyde and ketones and in the reductive functionalization of highly inert dinitrogen gas.<sup>17b</sup> Some of the earlier reported Co and Mn complexes are shown in Fig. 3 (XXVI–XXXII).<sup>17b,d,27</sup> In this section, we will discuss the synthesis and application of Fe, Co, and Mn silylene complexes, focusing on recent advances from 2021 to the present date.

## Fe–silylene complexes

Recently, there has been significant progress in CO activation chemistry, including low-valent elements from Group 13 and Group 14.<sup>28</sup> Among many classes of main group compounds that exhibit the ability to activate CO, silicon(i) and silicon(ii) compounds have been extensively researched because of their small HOMO–LUMO energy gap, the presence of a lone pair, and a free p-orbital at the silicon center. The amidinate stabilized three coordinate bis-silylenes [ $\{\text{PhC}(\text{N}^t\text{Bu})_2\text{Si}\}_2$ ] developed by Roesky and co-workers represent one of the most sought-after systems in silylene chemistry.<sup>16a</sup> The presence of a lone pair of electrons at each Si(i) atom and a dynamic Si(i)–Si(i) bond make this compound highly reactive; as a result, a remarkable array of reactions is known with this system.<sup>16b</sup> Nevertheless, the activation of CO has not been investigated using this class of compound until recently.

Given this, Jones and co-workers explored the reactivity of an interconnected bis(silylene) **1** in the presence of CO gas. The reaction of **1** with CO gas (1 atm.) led to the cleavage of the Si–Si bond and the subsequent insertion of CO into the N–Si bond of one of the four-membered CNSi<sub>2</sub> ring of bis(silylene) **1**, leading to the formation of a novel bis(silylene) compound **2** (Scheme 1).<sup>29</sup> The product, **2**, can be formulated as a spacer-separated bis(silylene) and comprises an O atom bridge that connects one four-membered silylene fragment with a five-membered silylene ring. The unique five-membered silylene ring is the first example of a silicon analog of an “abnormal” N-heterocyclic carbene (aNHC). The <sup>29</sup>Si NMR spectrum of **2** showed two singlet resonances at 35.2 and –12.2 ppm that are significantly upfield shifted compared to **1** ( $\delta = 96.9$  ppm).



Scheme 1 Synthesis of **2–4**.

The molecular structure of compound **2** revealed a distance of 3.441(1) Å between two- and three-coordinate silicon atoms, thus ruling out any significant bonding interaction (Fig. 4). As a result, compound **2** has the potential to function as a bidentate ligand in coordination chemistry. The bis-silylene **2** did not undergo a reaction with Mo(CO)<sub>6</sub> or Fe(CO)<sub>5</sub> at room temperature. However, when a solution of **2** in toluene or benzene, together with Mo(CO)<sub>6</sub> or Fe(CO)<sub>5</sub>, was exposed to UV light from an LED lamp (370 nm, 43 W) for two hours, resulted in the formation of a mono-nuclear  $\kappa^2$ -Si molybdenum complex **3** and a silylenyl-bridged iron complex **4**, respectively. Interestingly, compound **3** was also obtained by irradiating a mixture of **1** and Mo(CO)<sub>6</sub> with a UV lamp for two hours. This indicates that **1** initially reacts with CO released from Mo(CO)<sub>6</sub>, forming **2**. Subsequently, compound **2** reacts with Mo(CO)<sub>6</sub> to produce the  $\kappa^2$ -Si molybdenum complex **3**. In the case of complex **4**, the reaction proceeds with the release of CO molecules from **2** under UV irradiation to afford **1**, which further reacts with Fe(CO)<sub>5</sub> to afford silylenyl-bridged iron complex **4**. The control experiments further demonstrated this, which showed that a 1 : 1 mixture of **1** and **2** resulted from irradiating a solution of **2**. Furthermore, compound **4** was formed when **1** reacted with two equivalents of Fe(CO)<sub>5</sub> under UV light. These control experiments suggest that the CO release from **2** is the first step during the reaction of **2** with Fe(CO)<sub>5</sub>.

Further, the molecular structure of **4** also revealed, formally three-electron donor, silylenyl ligands are bridging the (CO)<sub>3</sub>-Fe–Fe(CO)<sub>3</sub> moiety, yielding an 18-electron complex. The IR spectrum of complex **3** showed CO stretching vibrations at ( $\nu = 2005, 1900, 1870, 1835$  cm<sup>–1</sup>), which are higher than the same reported for chelating bis(NHC)Mo(CO)<sub>4</sub> complexes,<sup>30</sup> hence suggesting the bis-silylene **2** to be less  $\sigma$ -donor than NHCs or aNHCs. The authors have also done detailed DFT calculations to understand the formation of **2** from **1**. The reaction starts with the initial coordination of CO to one Si atom of **1** to yield **Int1**. Next, *via* **TS1** (11.2 kcal mol<sup>–1</sup>), the coordinated CO inserts into a Si–N bond to produce **Int2**. Attack of the O-atom of **Int2** to the four-membered silylene Si atom occurs *via* **TS2** (4.7 kcal mol<sup>–1</sup>), leading to the cleavage of the Si–Si bond to give **2** (Fig. 5).

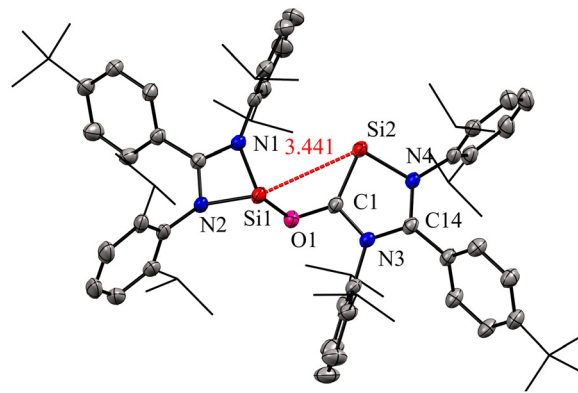


Fig. 4 Molecular structure of **2** showing Si...Si distance between two coordinate and three coordinate Si atoms. Reproduced from ref. 29 ©2022 Wiley-VCH GmbH.



Fig. 5 DFT calculated probable mechanism for the formation of **2** (energies are expressed as kcal mol<sup>-1</sup>, Ar = 4-<sup>t</sup>BuC<sub>6</sub>H<sub>4</sub>). The calculation was done with Gaussian09 using the hybrid functional B3PW91.6-31G(d,p), double- $\zeta$  basis set was used for C, H, O and N atoms, whereas Si atoms were represented with a small-core StuttgartDresden relativistic effective core potential associated with their adapted basis set.

Bis(silylene)s are categorized into two types: (i) interconnected bis(silylene)s, where two Si(II) atoms are directly connected. (ii) spacer-separated bis(silylene)s, wherein a spacer motive connects two Si(II) centers.<sup>16b</sup> Reactivity studies of interconnected bis(silylene)s with transition metals, aimed at forming mononuclear metal complexes, typically result in Si-Si bond cleavage (Scheme 2(a)). This phenomenon is also exemplified in the reaction of **1** with Fe(CO)<sub>5</sub>, separating two silicon centers and forming **4**. However, it is worth noting that there are instances where the formation of multinuclear transition metal complexes with interconnected bis(silylene)s has been observed.<sup>31</sup> Krogman and co-workers reported the first mononuclear metal complex **7** of interconnected bis(silylene) by altering the reaction pathway, wherein the Si-Si bond can induce  $\eta^2$ -coordination to the metal center (Scheme 2).<sup>32</sup> A two-step reduction of the chlorosilylene-stabilized Fe(II) complex **5** with KC<sub>8</sub> produced the mononuclear metallacyclic complex **7**, characterized by a direct Si-Si bond. The molecular structure of **7** (Fig. 6) shows that Si(I)-Fe-Si(I) atoms form a



Fig. 6 Molecular structure of **7**. Reproduced from ref. 32 Copyright©2022, American Chemical Society.

three-membered equilateral triangle with Si-Si bond distance of 2.217(6) Å, which falls in the range of Si=Si double bonds (2.120–2.250 Å).<sup>33</sup> Complex **7** exhibits an unconventional electronic structure, where the three-membered Fe-Si-Si ring displays  $2\pi$ -aromaticity. DFT calculations on this compound unveiled an electronic configuration where the Si-Si fragment acts as a four-electron  $\sigma$ -donor to the Fe center.

Furthermore, a considerable  $\pi$ -back donation from the Fe(0) center to the silicon atoms within the disilylene moiety enhances the overall structural stabilization. The reactivity of compound **7** was assessed through its reaction with trimethylsilylazide and benzophenone (Scheme 3). The reaction of compound **7** with trimethylsilylazide at 40 °C resulted in the insertion of azide into the Si-Si bond. According to DFT calculations, the mechanism of this reaction can be elucidated by the capability of **7** to exhibit nucleophilic-induced FLP (Frustrated Lewis Pair) reactivity. This means that the Si(I) centers in complex **7** have the dual ability to act as nucleophiles and electrophiles. In the first step, the azide undergoes a nucleophilic attack on one of the Si centers, inducing a nucleophilic character at the second Si center. Subsequently, this nucleophilic Si center attacks back onto the azide, forming **8** (Fig. 7).

Heating **8** to 80 °C supplies the necessary energy for the release of N<sub>2</sub> and the formation of **9**. This process follows a Staudinger pathway involving a four-membered ring transition state. The release of dinitrogen from **8** ultimately yields product **9**



Scheme 2 (a) Non-reactivity of interconnected bis(silylene) for the formation of mononuclear metal adduct to Si-Si bond (b) Synthetic of complex **7**.





Scheme 3 The reaction of **7** with (a)  $\text{Me}_3\text{SiN}_3$  and (b) benzophenone.

(Fig. 7). During the reaction of **7** with benzophenone, a selectively formed seven-membered ring product, **10**, was obtained through a formal 1,4-addition of benzophenone. This highlights the characteristic of moderated and controlled reactivity of the Si–Si fragment within complex **7**. In contrast, previous reports on the reaction of disilylene(i) with benzophenone resulted in selective C–O cleavage, yielding a cyclodisiloxane.<sup>34</sup>

In 2022, Khan and co-workers reported a new mixed donor ligand (**11**) (Scheme 4) and synthesized its  $\text{M}(\text{II})$  complexes ( $\text{M} = \text{Fe}(\text{II}), \text{Co}(\text{II}), \text{Ni}(\text{II})$ ). The authors also studied the electrochemical, optical, and magnetic properties of these complexes.<sup>35</sup> The reaction of **11** with  $\text{FeBr}_2$  resulted in the formation of a four-coordinate silylene– $\text{Fe}(\text{II})$  complex **12** (Scheme 4).

The molecular structure of **12** confirmed the distorted tetrahedral geometry around the Fe center, suggesting its paramagnetic nature (Fig. 8). The crystallization of compound **12** in the ferroelectric active space group  $\text{Pna}2_1$ , suggests a new application of silylene transition metal complexes. The magnetic property of complex **12** was studied using SQUEED magnetometry. At room temperature (300 K), complex **12** displayed paramagnetic behavior with an increasing linear trend of magnetization with magnetic field strength. In comparison, at lower temperatures (5 K), it showed soft magnetic behavior with S-shaped isothermal magnetization ( $\text{M-H}$ ) curves and negligible coercivity ( $H_c$ ) and remanence ( $M_r$ ) magnetization values. The low coercivity and remanence values at lower temperatures suggest that complex **12**



Fig. 7 DFT calculated free energy profile for the formation of **9** from trimethylsilyl azide and complex **7** (B3LYP-TZVP/def2-TZVP). The consumption of **7** is shown in the inset. (Reproduced from ref. 32 Copyright©2022, American Chemical Society).





Scheme 6 Synthesis of **16–18** and iron chloride complexes **19–21**.

impact. As a result, complex **21**, showed the highest catalytic performance with an overall turnover number of 746. Notably, this represents the highest reported TON value for dinitrogen silylation among all silylene transition-metal catalysts. Furthermore, the authors found that the transient intermediates, pentacoordinated bis(dinitrogen) iron(0) complexes **22–24**, function as the actual catalysts in  $N_2$  silylation reactions (Scheme 7).

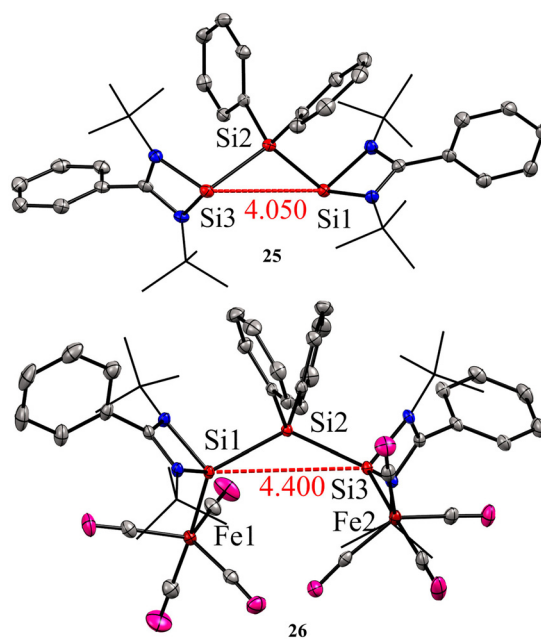
Bis-silylene synthesis with a reactive Si(II)–Si(II) bond represents a breakthrough in low-valent silicon chemistry. Recently, Roesky and co-workers synthesized a unique bis-silylene bridged by Si(IV) center.<sup>40</sup> A 2 : 1 molar reaction of  $LSiCl$  ( $L = Ph(tBuN)_2$ ) with  $Ph_2SiCl_2$  in the presence of 4 equivalents of  $KC_8$  led to the formation of unique bis-silylene **25**. The  $^{29}Si$  NMR spectrum of **25** showed two resonances at  $-29.2$  ppm and  $59.9$  ppm, corresponding to Si(IV) and Si(II) atoms, respectively. The Si(II)–Si(IV)–Si(II) bonding arrangement in the bis-silylene **25** is unique, with Si(II)–Si(IV) bond lengths of  $2.4212(8)$  and  $2.4157(7)$  Å. Further, the authors also explored the coordination ability of **25** with Fe(0) precursor. The reaction of **25** with two equivalents of  $Fe(CO)_5$  resulted in the formation of a dinuclear Fe(0) complex **26** (Scheme 8). The  $^{29}Si$  NMR spectrum of **26** showed resonances at  $-29.6$  ppm and  $113.0$  ppm due to Si(IV) and Si(II)  $\rightarrow Fe(CO)_4$

Scheme 8 Synthesis of **25** and **26**.

centers, respectively. As can be seen from the  $^{29}Si$  NMR chemical shift values, the silylene atom in  $Si(II) \rightarrow Fe(CO)_4$  becomes highly deshielded due to coordination to  $Fe(CO)_4$  center when compared to the same in **25**. The Si(II)–Si(IV)–Si(II) bond distances as well as the Si $\cdots$ Si distance is elongated upon coordination with Fe(0) (Fig. 9).

The IR spectrum of **26** showed frequency for CO at  $1893\text{ cm}^{-1}$ , which is slightly lower than the same in similar amidinate stabilized Fe(0) complexes, suggesting the electron-rich nature of **25**.<sup>24</sup> The authors have performed extensive DFT calculations to understand the nature of these Si–Si bonds. The Si–Si bonds in **25–26** are of an electron-sharing type, as suggested by NBO (natural bond orbital) and EDA-NOCV (energy decomposition analysis orbital for chemical valence) investigations.

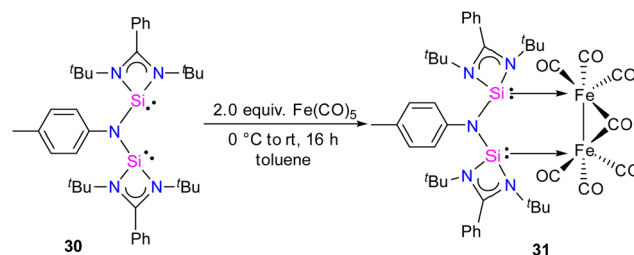
Aminosilylene, comprising reactive  $-NH$  and Si(II) centre next to each other, is a versatile compound. Very recently, Roesky and co-workers used the concept of steric protection of the NH group to produce aminosilylene  $Ar^*NHSi(PhC(N^tBu)_2)$

Scheme 7 Proposed mechanism for the  $N_2$  silylation by Fe complexes **22–24**.Fig. 9 Molecular structures of **25** and **26** showing Si $\cdots$ Si distance is elongated upon coordination to Fe. Reproduced from ref. 40 Copyright©2023 Wiley-VCH GmbH.

Scheme 9 Synthesis of **28** and **29**.

(**27**) ( $\text{Ar}^* = 2,6\text{-dibenzhydryl-4-methylphenyl}$ ) in its free form and studied its reactivity with Ru and Fe metal precursors.<sup>41</sup> The reaction of  $[\text{Li}\{\text{NH}(\text{Ar}^*)\}]$  with  $[(\text{PhC}(\text{N}^t\text{Bu})_2\text{SiCl})]$ , resulted in the formation of aminosilylene **27**. The  $^{29}\text{Si}\{^1\text{H}\}$  NMR spectra of **27** displayed a singlet at  $-3.4$  ppm, akin to  $\text{R}_2\text{NSi}(\text{amidinate})$  ( $\text{R} = \text{Cy}, ^i\text{Pr}$ ).<sup>42</sup> The  $^1\text{H}$  NMR spectrum of **27** exhibits a characteristic  $-\text{NH}$  proton singlet at 4.21, confirming compound formation.

While phosphine and nitrogen donor ligands are common in tethered Ru complexes, silylene ligands are seldom utilized in such systems.<sup>26</sup> Treatments of **27** with  $[\text{Ru}(\eta^6\text{-}p\text{-cymene})\text{Cl}_2]_2$  afforded a  $\eta^6\text{-arene}$  tethered complex  $[\text{RuCl}_2\{\text{Ar}^*\text{NHSi}(\text{PhC}(\text{BuN})_2)\text{-}\kappa^1\text{-Si-}\eta^6\text{-arene}\}]$  (**28**), whereas with the  $\text{Fe}(\text{CO})_5$  precursor a Fe(0) complex  $[\text{Fe}(\text{CO})_4\{\text{Ar}^*\text{NHSi}(\text{PhC}(\text{BuN})_2)\text{-}\kappa^1\text{-Si}\}]$  (**29**) was obtained (Scheme 9). The molecular structure of complex **28** confirmed the presence of a rare  $\eta^6\text{-arene}$  tethered complex, whereas complex **29** exhibited a trigonal-bipyramidal geometry around the Fe atom, with ligand **27** occupying one of the apical positions to reduce steric hindrance, and four CO groups

Scheme 10 Synthesis of **31**.

occupying the other positions (Fig. 10). In the case of **28**, the HOMO is centered around the  $\{\text{RuCl}_2\}$  group, wherein the  $\text{Ru}(d_{xy})$  orbital interacts with both  $\text{Cl}(3p_y)$  ions in a  $\pi^*$  type manner. However, the LUMO is centered on the  $\{\text{RuCl}_2\text{Ph}\}$  group, where  $\text{Ru}(d_{x^2-y^2})$  interacts with the  $\text{Ph}(\pi)$  and  $\text{Cl}(3p_s)$  orbitals. Because of the interaction between  $\text{Fe}(d_{x^2-y^2})$  and  $\text{CO}(\pi^*)$  orbitals, the HOMO for **29** is centered at  $\{\text{Fe}(\text{CO})_4\}$ . However, the LUMO is centered on the substituted silylene group and is of the  $\pi^*$  type.

In 2024, the same group utilized a short-bite bis(NHSi) ligand to synthesize a unique bimetallic Fe complex with a Fe-Fe bond distance of  $2.6892(13)$  Å.<sup>43</sup> The short-bite bis(NHSi) **30** was synthesized by the treatment of dilithiated amide  $\text{ArNLI}_2$  ( $\text{Ar} = p\text{-toluidine}$ ) with  $[(\text{PhC}(\text{N}^t\text{Bu})_2\text{SiCl})]$  in 1:2 molar ratios. The reaction of **30** with  $\text{Fe}(\text{CO})_5$  in a 1:2 molar ratios afforded a unique bimetallic complex **31** featuring an intriguing five-membered (N-Si-Fe-Fe-Si) ring (Scheme 10). In complex **31**, the ligand bite angle is expanded from  $109.33(8)^\circ$  to  $118.2(2)^\circ$  to accommodate two Fe atoms, and the ligand acts as a  $\mu$ -bridging A-frame ligand to afford an interesting binuclear complex with Fe-Fe bond (Fig. 11). The  $^{29}\text{Si}$  NMR spectrum of **31** showed a singlet resonance at 36.5 ppm, which is considerably downfield shifted (49 ppm) compared to the free ligand **30** ( $-12.2$  ppm), and the IR spectrum showed two types of CO stretching frequencies for the terminal and bridging CO groups in 2056 and  $1851\text{ cm}^{-1}$  respectively. DFT studies have examined the strong Si...Si contact in complex **31**, suggesting that the



Fig. 10 Molecular structures of **28** and **29**. For simplicity, the phenyl and  $^t\text{Bu}$  groups are represented in the wire and sticks model. Reproduced from ref. 41 Copyright©2023 Wiley-VCH GmbH.





Fig. 11 Molecular structure of **31**. Reproduced from ref. 43 Copyright © 2023 Wiley-VCH GmbH.

interaction is strong due to a back donation from Fe(0) to Si(II) atoms.

## Co–silylene complexes

Hydrogenation of olefins is one of the most important transformations in organic synthesis, owing to its application in producing agrochemicals, pharmaceuticals, and commodity chemicals.<sup>44</sup> Driess and co-workers recently reported the olefin hydrogenation catalyzed by NHSi, they utilized a bis(*N*-heterocyclic silylene)xanthene nickel(0) complex as an efficient precatalyst for the hydrogenation of olefins.<sup>45</sup> However, the olefin hydrogenation with Co complexes of silylene ligands was not explored. The success achieved using NHSi ligands in

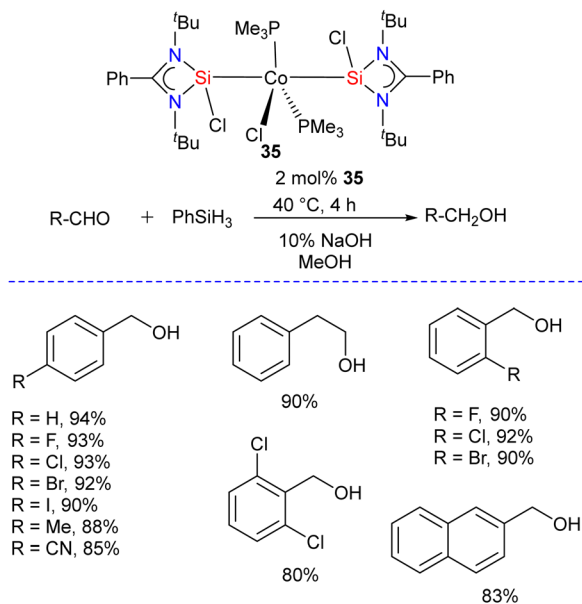
various catalytic transformations and with the knowledge that low-valent cobalt complexes are known to serve as effective catalysts for the hydrogenation of olefins. Mo and co-workers hypothesized that *N*-heterocyclic imino substituted silylene owing to its strong  $\sigma$ -donor ability and the presence of a sterically demanding group in the NHSi backbone might stabilize low-valent Co(I) complex.

The reaction of **32** with CoCl<sub>2</sub> in the presence of reducing agent Na/Hg afforded a unique arene-tethered complex **33** (Scheme 11). On further treatment with Bu<sub>3</sub>BHK afforded the cobalt hydride complex **34**.<sup>46</sup> Both the complexes were diamagnetic and showed a highly deshielded singlet resonance in the <sup>29</sup>Si NMR spectra at 35.27 and 40.83 ppm, respectively (−26.97 ppm for **32**). The characteristic Co–H resonance for **34** in the <sup>1</sup>H NMR spectrum was observed at −13.2 ppm, suggesting the Co-bound hydride ligand in **34**. With the cobalt hydride complex **34**, catalytic hydrogenation of styrene was investigated. The cobalt hydride complex **34** was found to be a very efficient catalyst for the olefin hydrogenation reactions under very mild conditions (5 mol% **34**, 60 °C, 1 bar H<sub>2</sub> gas). The reaction worked well even with 0.5% catalyst loading but required more time (24 h) for completion. No product formation was observed when only NHSi ligand was employed, hence suggesting the crucial role of Co center in the catalysis. Further, the authors also checked a variety of substituted olefins under the optimum conditions and found that the reaction worked well and afforded quantitative yields of hydrogenated products in all of the cases (Scheme 11). While the detailed mechanism was not probed, the authors hypothesized that the reaction starts with the insertion of Co–H to olefin to afford cobalt alkyl complex, which might undergo  $\sigma$ -bond metathesis with H<sub>2</sub> gas to afford the hydrogenated product together with the regeneration of the catalyst **34**.



Scheme 11 (a) Synthesis of NHSi stabilized Co(I) complexes **32–34**. (b) Catalytic utility of **34** in olefin hydrogenation.

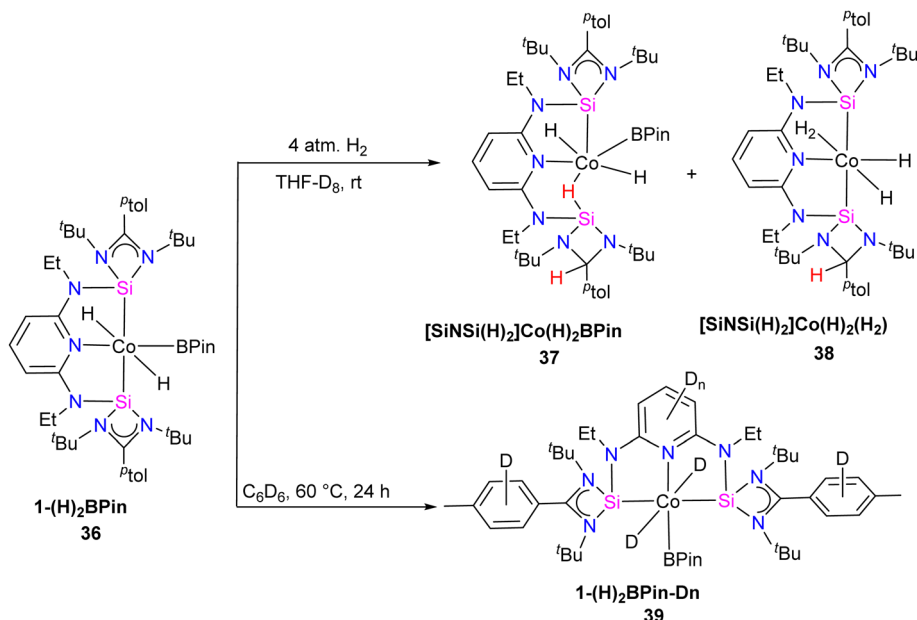


Scheme 12 Hydrosilylation of carbonyl compounds by Co complex **35**.

To get insight into the impact of replacing phosphine with silylene ligands, Hinz and Li studied the hydrosilylation of carbonyl compounds catalyzed by Co(PMe<sub>3</sub>)<sub>3</sub>Cl and Co(LSi:)<sub>2</sub>(PMe<sub>3</sub>)<sub>2</sub>Cl (**35**) (LSi: = {PhC(N<sup>t</sup>Bu)<sub>2</sub>SiCl} complexes).<sup>47</sup> The reaction of [(PhC(N<sup>t</sup>Bu)<sub>2</sub>SiCl)] with Co(PMe<sub>3</sub>)<sub>3</sub>Cl in 2 : 1 molar ratio afforded the desired complex Co(LSi:)<sub>2</sub>(PMe<sub>3</sub>)<sub>2</sub>Cl (**35**) as red solid in excellent yield.<sup>48</sup> The <sup>29</sup>Si NMR spectrum of **35** showed a singlet resonance at 30.0 ppm which is slightly downfield shifted when compared to [(PhC(N<sup>t</sup>Bu)<sub>2</sub>SiCl)] (14.6 ppm). The authors found that both complexes are active catalysts for the hydrosilylation of carbonyl compounds. However, the

replacement of phosphine with silylene in Co(LSi:)<sub>2</sub>(PMe<sub>3</sub>)<sub>2</sub>Cl (**35**) proved beneficial, and the complex showed higher activity in the catalytic hydrosilylation of aldehydes. Under the optimized condition, this catalyst reduced a series of substituted aldehydes to corresponding alcohols with good to excellent yields (Scheme 12). In contrast, the Co(PMe<sub>3</sub>)<sub>3</sub>Cl complex was more active for ketone hydrosilylation. The authors also probed the mechanism for catalytic hydrosilylation reactions and found that the hydrosilylation of aldehydes catalyzed by Co(PMe<sub>3</sub>)<sub>3</sub>Cl proceeds *via* a mechanism different from that of the analogous reaction with complex **35**. However, in the case of ketones, both complexes catalyze the reaction using the same mechanism.

Catalytic hydrogen isotope exchange (HIE) reactions play a pivotal role in synthesizing deuterated and tritiated molecules, indispensable in diverse fields such as pharmaceuticals and medicinal chemistry.<sup>49</sup> Traditionally, the advancement of HIE methodologies utilizing transition metals has leaned heavily on precious metal catalysts, owing to their efficacy in activating C–H bonds.<sup>50</sup> However, recent research has shifted its focus towards exploring first-row transition metal alternatives, which offer distinctive advantages in terms of selectivity compared to the more conventionally employed precious metals. Pioneering investigations by Chirik<sup>51</sup> and De Ruiter<sup>52</sup> have underscored the importance of diverse electronic properties in catalytic HIE reactions, particularly by utilizing iron complexes bearing electron-rich pincer ligands. Driess and co-workers demonstrated that the substitution of phosphine and nitrogen donors with N-heterocyclic silylenes can furnish electron-rich metal centers, thereby enhancing catalyst activity for C(sp<sup>2</sup>)-H borylation reactions.<sup>53</sup> The incorporation of ligands containing N-heterocyclic silylenes has been identified as a means to enhance the electron richness of metal centers, thereby

Scheme 13 Synthesis of complexes **37** and **38** (pincer modification by H<sub>2</sub> addition) and **39** (deuterium incorporation evaluation).





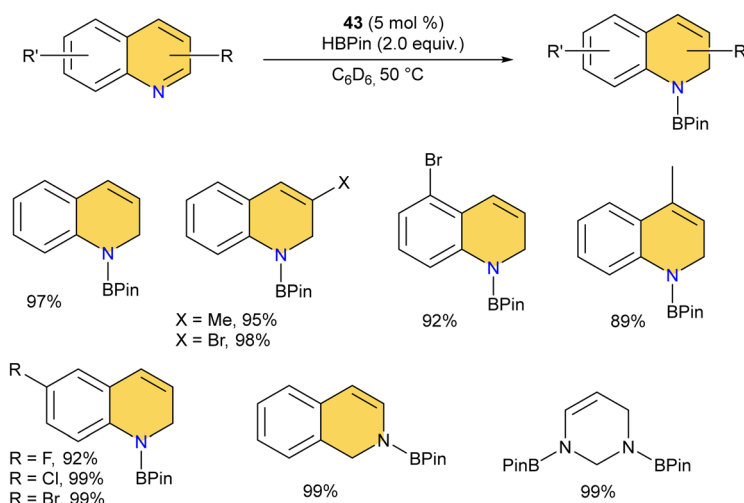
Scheme 15 Proposed pathway for the HIE reaction showing the experimentally observed resting state.

success achieved using SiNSi pincer ligand derived from diaminopyridine backbone in the isolation of Fe(0) complexes and their utility in carbonyl hydrosilylation reactions.<sup>57</sup> The authors utilized the SiNSi pincer ligand to synthesize Mn(0) complexes and studied its reactivity and catalytic properties.<sup>58</sup> The reaction of SiNSi ligand with one equivalent of  $MnX_2$  ( $X = Cl, Br$ ) resulted in four-coordinate Mn(II) complexes (**40–41**), akin to Mn(II) complexes of carbenes. However, the Mn(II) complexes of PNP<sup>59</sup> and NNN<sup>60</sup> pincer ligands generally adopt a five-coordinate coordination environment around Mn. This stark difference in the coordination environment around the Mn center was supposed to be due to the stronger  $\sigma$ -donor nature of the bis(silylene) arms, which forces the Mn center to adopt tetrahedral coordination. The reduction reactions of Mn(II) complexes **40** and **41** using  $KC_8$  without any supporting ligand did not work. The presence of a supporting ligand and the sequence of its addition to the reaction strongly affected the reaction yield. The reduction of **40** and **41** with  $KC_8$  followed by the addition of dmpe (dmpe = 1,2-bis-dimethyl phosphinoethane) resulted in the formation of an unusual Mn–H complex **42** (Scheme 16). The reaction was proposed to proceed *via* the formation of Mn(0) complex as an intermediate. Nevertheless, altering the order of dmpe addition by introducing it

before the addition of  $KC_8$  resulted in the successful production of the intended Mn(0) complex **43**. Further, the reaction of **43** with CO gas under ambient reaction conditions led to the replacement of supporting ligand dmpe by three CO groups, forming a unique 17-valence electron Mn(0) complex **44**. The IR spectrum of **44** showed three CO stretching vibrations at 1844, 1811 and 1716  $cm^{-1}$ , which are shifted to a lower frequency compared to known Mn(0) complex  $[Mn(CO)_3(CNAr^{Dipp2})_2]$  ( $Ar^{Dipp2} = 2,6-(2,6-(tPr)_2C_6H_3)_2C_6H_3$ ),<sup>61</sup> suggesting strong backdonation from Mn to CO group in **44**. Further, the Mn(0) complex **43** was utilized as a pre(catalyst) for the regioselective hydrogenation of N-heteroarenes. Complex **43** was superior to the other complexes, and under optimized conditions, a series of N-heteroarene were regioselectively hydrogenated with this practical catalyst (Scheme 16).

Given that silylenes are better donors than phosphines and carbenes, Arevalo and co-workers utilized an  $Mn(SiNSi)Cl_2$  complex for the C(sp)–H borylation of terminal alkynes.<sup>62</sup> The authors tested a series of Mn complexes stabilized by different donors in the catalytic C–H borylation of 4-fluorophenylacetylene with HBPin (Pin = pinacolate). Silylene stabilized  $Mn(SiNSi)Cl_2$  complex **40**, was found to be the best catalyst and provided a good





Scheme 16 Synthesis of **40–44** and catalytic N-heteroarene hydrogenation using **43**.

yield of alkynylboronate ester. Control experiments (with only ligand and with only  $\text{MnCl}_2$ ) suggested a crucial role of well-defined  $\text{Mn}(\text{SiNSi})\text{Cl}_2$  complex in catalysis.

The authors varied the reaction condition to find the optimum conditions, and it was found at  $80^\circ\text{C}$ , with 5 mol% of  $\text{Mn}(\text{SiNSi})\text{Cl}_2$  **40** and 2.5 equiv. of HBPIn is the best condition for this reaction. Under optimum conditions, alkynes with electron-withdrawing and electron-releasing substituents were successfully borylated in good to excellent yield (Scheme 17). Further, the authors have done stoichiometric studies to get insight into the mechanistic pathways. The reaction of **40** with HBPIn was crucial for generating a catalytically active complex, and the authors hypothesized that the catalyst **40** enters the catalytic cycle after reaction with HBPIn.

## Compounds featuring Ni–Si (silylenes) bond

The first silylene–nickel complex  $[\text{Ni}(\text{CO})_2(\text{tBu}_2\text{NHSi})_2]$  was reported by West in 1994, which was trigonal planar at the Ni

center.<sup>63</sup> Subsequently, Lappert and co-workers reported a homoleptic tetrahedral complex  $\text{Ni}\{\text{L}\}_4$   $\{\text{L} = \text{Si}[(\text{NCH}_2\text{tBu})_2\text{C}_6\text{H}_4-1,2]\}$  in 1998, by the reaction of  $\text{Si}[(\text{NCH}_2\text{tBu})_2\text{C}_6\text{H}_4-1,2]$  with  $\text{Ni}(\text{COD})_2$ .<sup>64</sup> However, West silylene ( $\text{tBu}_2\text{NHSi}$ ) reaction with  $\text{Ni}(\text{COD})_2$  only afforded a trigonal planar Ni(0) complex. Following these initial breakthroughs, several attempts have been made to synthesize and characterize new Ni complexes of silylenes and study their reactivity (Fig. 12), which are thoroughly discussed in a recent review by Li and co-workers.<sup>17b</sup> This class of compounds usually demonstrates excellent reactivity toward small molecules and mostly are known for their efficiency in small molecule activations.<sup>17c</sup>

Most of the Ni complexes of silylenes contain 18 valence electrons. In 2017, Driess and co-workers synthesized a 16 valence electron (VE) silylene Ni(0) complex **46** by a silylene transfer reaction utilizing a readily accessible NHC-stabilized acyclic silylene (Scheme 18).<sup>65</sup> This opened a new doorway in small-molecule activation chemistry, and the same group examined its reactivity with  $\text{H}_2$ , catechol borane, and organic  $\pi$ -systems (Scheme 19).<sup>66</sup> The reaction of **46** with  $\text{H}_2$  (1 atm.) resulted in the facial  $\text{H}_2$





Scheme 17 The catalytic utility of SiNSi–MnCl<sub>2</sub> complex **40** in C(sp)–H borylation reactions.

activation and formation of the hydrido(silyl)nickel complex  $[(TMS^L)ClSi(H)Ni(H)(NHC)_2]$  (**47**). In contrast, catechol borane resulted in the reductive transformation of HBcat to a monovalent BH ligand and the formation of complex  $[cat(TMS^L)Si(Cl)Ni \leftarrow BH(NHC)_2]$  (**48**).

The four-membered nickelasilacycle formation was observed in **49–52** when **46** was treated with unsaturated organic compounds.

The [2+2] cycloaddition reaction of unsaturated organic compounds with Si–Ni multiple bonds led to the formation of a four-membered nickelasilacycle **49–52**. In the case of the reaction of **46** with acetophenone and phenylacetylene, both of which feature acidic C–H bonds, C–H bond activation occurred and resulted in the formation of **53** and **54**, respectively. This indicates a low tolerance of **46** towards relatively acidic C–H moieties in these reactions. A noteworthy observation is that the addition of ethylene is reversible. However, when exposed to excess ethylene, the reaction undergoes a [2+2+2] cycloaddition, culminating in the activation of C(sp<sup>2</sup>)–H bonds in **56** (Scheme 20). The reaction is proposed to proceed *via* formation of 1-nickela-4-sila-cyclohexane intermediate **55**. Although complex **55** was highly unstable, it could be isolated by the reaction of **46** with excess ethylene at  $-30$  °C. Complex **55** on Ni mediated  $\beta$ -hydride elimination/reductive elimination afford complex **56**. Further, complex **46** on treatment with an excess of 2-butyne proceed through the elimination of silole **57a**.

Previous examples of silylene–Ni complexes discussed above are based on monodentate silylene ligands. In 2021, Xi and co-workers synthesized a novel phosphine–silylene mixed donor ligand and studied its coordination chemistry with Ni(0).<sup>67</sup> The reaction of  $[(PhC(N^tBu)_2SiCl)]$  with  $Li[(3,5-Me_2-C_6H_3)NP^iPr_2]$  in THF afforded the desired mixed donor ligand **58** in good yield. Treatment of **58** with Ni(COD)<sub>2</sub> in a 1 : 1 molar ratio resulted in a  $\kappa^2$ -P, Si–Ni complex **59**, where the ligand acts as a bidentate ligand (Scheme 21). Interestingly, the reaction of **59** with Ad–C $\equiv$ P resulted in the formation of a unique 1,3-diphosphacyclobutadiene complex **60** *via* Ni(0)-mediated selective head-to-tail cyclization of two phosphoalkynes (Scheme 21).



Fig. 12 Selected examples of Ni complexes of silylenes.





Scheme 18 Synthesis of 16 valence electron (VE) Ni(0) complex.

The  $^{29}\text{Si}$  NMR spectrum of **58** ( $-58.85$  ppm) is downfield shifted to those of Ni(0) complexes **59** ( $\delta$  11.34 ppm) and **60** ( $\delta$  17.44 ppm), respectively.

The molecular structures of **59** and **60** show that the Ni center adopts distorted tetrahedral geometry with cyclooctadiene/1,3-diphosphacyclobutadiene occupying one of the coordination sites (Fig. 13).

In 2022, Khan and co-workers designed and synthesized novel phosphine-silylene hybrid ligands **11** and **61** (Scheme 22) and their transition metal halide complexes.<sup>35</sup> The ligands **11** and **61** were easily obtained by the reaction of  $[(\text{PhC}(\text{N}^t\text{Bu})_2\text{SiCl})]$  with  $\text{LiN}(\text{R})(\text{C}_6\text{H}_4)\text{PPh}_2$  ( $\text{R} = \text{TMS}, \text{TBDMS}$ ). The  $^{31}\text{P}$  and  $^{29}\text{Si}$  NMR spectra of ligands displayed up-field shifted chemical resonances compared to those reported for similar hybrid silylenes, suggesting this might be due to the presence of strong electron

donating TMS/TBDMS group on the N atoms in **11** and **61**, respectively. They investigated the reactivity of these ligands with  $\text{MX}_2$  complexes ( $\text{M} = \text{Fe}(\text{II}), \text{Co}(\text{II}), \text{Ni}(\text{II})$ ), and their electrochemical, optical, and magnetic properties were also explored. As shown in (Scheme 22), the reaction of **11** and **61** with  $\text{NiX}_2 \cdot \text{dme}$  ( $\text{X} = \text{Cl}, \text{Br}$ ), ( $\text{dme} = \text{ethylene glycol dimethyl ether}$ ), afforded the desired phosphine-silylene-Ni(II) complexes **62** and **63**.

The  $^{31}\text{P}$ -NMR and  $^{29}\text{Si}$ -NMR spectroscopies of **62** and **63** demonstrated a downfield shift in comparison with corresponding phosphine-silylene ligands that is attributed to the decrease of electron density on P and Si centers after coordinating to Ni(II) center. Furthermore, the molecular structures of **62** and **63** showed a disordered square planar geometry around Ni(II) metal. Complexes **62** and **63** were thermally more stable up to 290 °C.

Cyclic voltammetry studies on **62** showed distinct redox peaks, suggesting an electroactive nature of **62**. At the same time, the initial phosphine-silylene ligand did not demonstrate such a property. In the CV analysis of **62**, two reversible redox events were identified with reduction peaks at  $E_{\text{pc}} = -1522$  mV and  $E_{\text{pc}} = 1960$  mV, corresponding to  $\text{Ni}(\text{II}) \rightarrow \text{Ni}(\text{I})$  and  $\text{Ni}(\text{I}) \rightarrow \text{Ni}(\text{0})$ , respectively. The associated oxidation peaks were observed at  $E_{\text{pa}} = -1950$  mV and  $E_{\text{pa}} = -1611$  mV, corresponding to  $\text{Ni}(\text{0}) \rightarrow \text{Ni}(\text{I})$  and  $\text{Ni}(\text{I}) \rightarrow \text{Ni}(\text{II})$ , respectively (Fig. 14).

A reduction peak at  $E_{\text{pa}} = -1172$  mV was also assigned to the  $\text{Ni}(\text{III}) \rightarrow \text{Ni}(\text{II})$  electron transfer event. The broad oxidation peak



Scheme 19 The reactivity of **46** toward small molecules.



Scheme 20 The reaction of **46** with alkenes.Scheme 21 (a) Synthesis of phosphine functionalized silylene–Ni(0) complex **59**. (b) The reactivity of **59** with Ad–C≡P.

at an extreme positive potential indicates a Ni(II) → Ni(IV) two-electron oxidation with  $E_{pa}$  values of 1054 mV and 1708 mV, respectively. Although the standard oxidation potential of Ni(II) to Ni(IV) is  $E_{pa} = 1590$  mV, a dual peak behaviour is observed when Ni(II) directly oxidizes to Ni(IV). Similar redox behaviour was noted for compound **63**.

Studies on magnetic properties have disclosed that complexes **62** and **63** exhibit magnetization under an external magnetic field. A magnetic moment of zero is anticipated in a four-coordinate Ni(II) complex with a square planar geometry. Nevertheless, substantial distortion in this geometry can induce magnetization in the complex. As a result of such distortion, complexes **62** and **63** exhibit magnetic moments of 1.75 and 1.4 Bohr magnetons (BM), respectively, affirming their paramagnetic nature at room temperature and superparamagnetic behavior at low temperatures. This marks the first example of a silylene-supported nickel(II) complex showcasing superparamagnetic behavior. This phenomenon is linked to the distorted square planar geometry, which, in turn, is influenced by the structure of the ligand. The magnetic measurement studies suggest that the complexes show super magnetic character at low temperatures, suggesting that with future

generations, silylene-based ligands could provide a unique opportunity to be utilized in material science for various applications.

Transition metals, including Ni, typically act as Lewis acids but can also function as Lewis bases, which is less common.<sup>68,69b</sup> Metallylene ligands from group-14 ( $R_2E$ ): ( $E = C, Si, Ge, Sn, Pb$ ), such as carbene and its heavier analogs, exhibit an ambiphilic character featuring a divalent center with a lone pair orbital ( $n_\sigma$ ) and a vacant orbital ( $p_\pi$ ). This ambiphilic nature leads to two potential coordination modes through  $\sigma$ -electron donation: (i) from  $R_2E$  to metal [ $R_2E: \rightarrow M$ ],<sup>3b,19c</sup> resulting in classical complexes with a planar geometry around the E atom, classified as Fischer or Schrock-type complexes; or (ii) from metal to  $ER_2$  [ $M \rightarrow ER_2$ ],<sup>69</sup> giving rise to non-classical metallylene complexes characterized by a strongly pyramidalized E center. Base-stabilized metallylenes exhibit [ $R_2E: \rightarrow M$ ] bond formation due to the significantly lower Lewis acidity of the E atom compared

Scheme 22 (a) Synthesis of **11** and **61**. (b) The reaction of **11** and **61** with  $NiX_2 \cdot dme$ .



Fig. 13 Molecular structures of **59** and **60**. Reproduced from ref. 67 Copyright©2021, American Chemical Society.

to their base-free counterparts. In contrast, base-free metallylenes are more prone to  $\pi$ -backdonation ( $M \rightarrow ER_2$ ), resulting in non-classical metallylene complexes with  $M=E$  double bond character. Descending a group in the periodic table influences the nucleophilicity of divalent atoms (E), resulting in a decrease due to an increase in the s-character of the lone pair. Simultaneously, the unoccupied  $p_\pi$  orbital becomes more Lewis acidic. Consequently, heavier divalent species ( $E = Ge, Sn, Pb$ ) tend to form  $M \rightarrow ER_2$  complexes stronger. The only known compounds of this type are based on germylene, stannylene, and plumbylene complexes.<sup>69</sup> A non-classical novel metallylene complex, stabilized by  $\sigma$ -donating Ni(0) ligand coordination, was introduced by Kato and co-workers in 2022 (Scheme 23).<sup>70</sup> Complex **65** is an unusual 16 VE-Ni(0)-silylene complex, displaying distinct characteristics of non-classical metallylene complexes. It features a strongly pyramidalized and nucleophilic divalent silicon center, setting it apart from conventional coordination structures.

The molecular structure of **65** reveals an elongated Si–Ni bond (2.178 Å) compared to other Ni(0)-silylene complexes (2.075–2.133 Å).<sup>70</sup> This value is within the range of Ni–Si single bonds.<sup>63</sup> These structural data of **65** agree with a non-classical

complex (Ni  $\rightarrow$  silylene) with a lone pair on the Si atom and a reduced Si–Ni multiple bonding character. Further, the authors also explored the reactivity studies of **65** with various small molecules and organic spacers (Scheme 24).

The reaction of **65** with MeOTf led to the formation of Si-methylated Ni(II) complex **66** (Scheme 24). This highlights the nucleophilic character present at the silicon center, which is, in contrast, the electrophilic nature of the Si center in classical silylene–TM complexes. Furthermore, when a Lewis base, such as isopropyl isocyanide, coordinates with the metal center, it forms a tetra-coordinate Ni(0) complex **67**. The distinctive characteristics of complex **67** include a Si(II) center that is less pyramidalized ( $\sum \sigma_{Si} = 349.69^\circ$ ) and a shorter Si–Ni bond [2.1108(5) Å], in contrast to **65** [ $\sum \sigma_{Si} = 321.58^\circ$ , Si–Ni: 2.1780(7) Å]. This implies an increased Si–Ni  $\pi$ -back donation in **67**, potentially attributed to geometrical modifications at the Ni(0) center (transition from T-shape to distorted tetrahedral). Silylene complex **65** reacts with  $H_2$  at room temperature, forming a formal 1,2-dihydrogen adduct **68**. Over time, this adduct slowly undergoes a gradual isomerization, generating the corresponding isomer **69**. This isomerization process involves the exchange of substituents



Fig. 14 CV of complex **62** in  $CH_2Cl_2$  (a) and ligand **61** in THF (b), with 0.05 M *t*-butyl-ammonium-hexafluorophosphate. All potentials were referenced to the Fc/Fc<sup>+</sup> couple. Scan rate = 50 mV s<sup>-1</sup>. Reproduced from ref. 35 Copyright©2022, American Chemical Society.





Scheme 23 Synthesis of Ni-stabilized silylene **65** and its molecular structure. Reproduced from ref. 70 Copyright©2022 Wiley-VCH GmbH.

between H and Cl on the Si and Ni atoms, as depicted in Scheme 24.

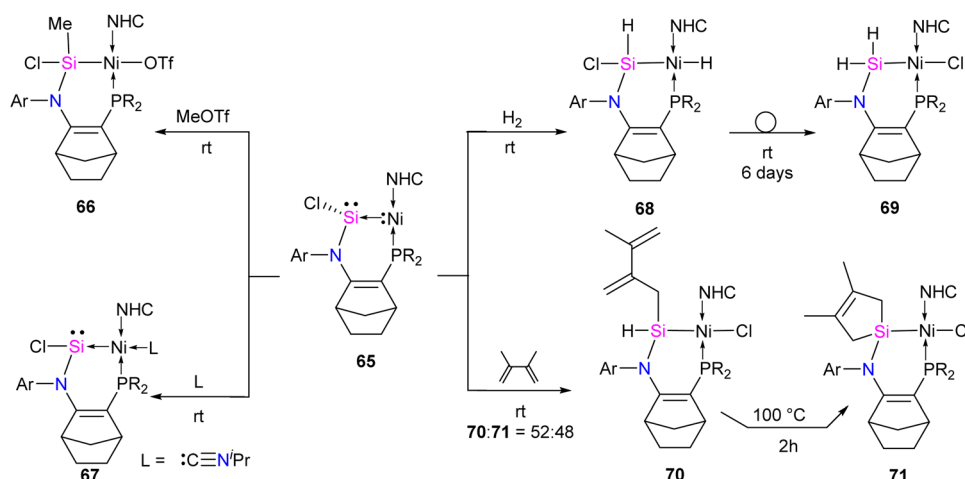
The silylene–Ni complex **65** reacts rapidly with 2,3-dimethyl-1,3-butadiene at room temperature, producing a mixture containing two Si(IV)Ni(II) complexes, **70** and **71**, in a 1:1 ratio. These complexes are formally generated through a C–H insertion or a [4+1] cycloaddition at the Si center. This is followed by a 1,2-migration of the chlorine atom to the Ni center, as outlined in Scheme 24. Complex **70** undergoes isomerization at 100 °C over 2 hours to produce **71**.

The reaction of **65** with PhLi was conducted to investigate the substituent effect on the reactivity/stability of the Ni → Si complexes. This reaction produced the corresponding phenyl-substituted silylene complex **72**, as outlined in Scheme 25. Complex **72** exhibits instability at temperatures above –30 °C. It undergoes C–H activation of the NHC motive across the Si–Ni fragment, forming the silyl hydride Si(IV)Ni(II) complex **73**. Upon warming the reaction mixture to ambient conditions, complex **74** undergoes further isomerization through the exchange of ligands (H and CH<sub>2</sub>) on the Si and Ni centers,

resulting in the formation of a stable pincer-type nickel(II) hydride complex **75** (Scheme 25).

## Compound featuring Pd, Pt–Si (silylenes) bond

Palladium (Pd) and platinum (Pt) complexes with silylene ligands can be synthesized as either mononuclear or multinuclear compounds bridged by silylene motifs. These complexes are utilized in various applications, including cross-coupling reactions and small molecule activations, owing to their distinctive electronic and steric characteristics (Fig. 15).<sup>71</sup> This class of compounds has attracted considerable attention due to its structural and catalytical properties, especially in producing organosilicon compounds and polysilane(s).<sup>72</sup> Different approaches for preparing Pd, and Pt–silylene complexes have been introduced to date, anion abstraction, photolysis, trapping method, dehydrogenative condensation approach, and the direct reaction of isolabel silylene with metal



Scheme 24 Reactivity studies of Ni-stabilized chlorosilylene complex **65**.





Scheme 25 Synthesis of phenyl-substituted silylene **72** and its isomerization.

complexes.<sup>71f,73</sup> The first example of platinum silylene complex [*trans*-(Cy<sub>3</sub>P)<sub>2</sub>(H)PtSi(SEt)<sub>2</sub>][BPh<sub>4</sub>], was synthesized by Tilley and Rheingold in 1993.<sup>71d</sup> This cationic Fischer-type complex was prepared *via* anion abstraction from a platinum silyl precursor.

In a recent work by Hinz, the coordination behaviour of the carbazoyl stabilized bromosilylene **76** toward Pt metal and their reactivity with ethylene has been investigated.<sup>74</sup> As shown in Scheme 26, the product formation depends on the platinum

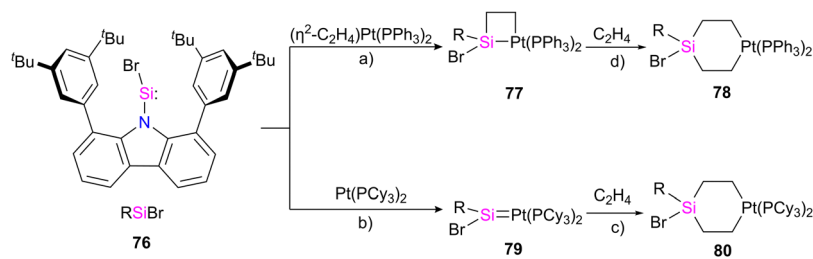
source used in the reaction. The reaction of **76** with [(η<sup>2</sup>-C<sub>2</sub>H<sub>4</sub>)Pt(PPh<sub>3</sub>)<sub>2</sub>] resulted in the formation of a four-membered platinasilacyclobutane **77** with a tetra-coordinated silicon atom. The reaction proceed *via* the formation of platinum–silylene R(Br)Si=Pt(PPh<sub>3</sub>)<sub>2</sub> complex which further undergoes a [2+2] cycloaddition with the ethylene released during the reaction to afford **77**. Furthermore, it was demonstrated that **77** could be expanded to a cyclohexane-like structure **78** by the insertion of another ethylene into the Pt–Si bond. On the other hand, when the bromosilylene **76** reacted with Pt(PCy<sub>3</sub>)<sub>2</sub>, the formation of R(Br)Si=Pt(PCy<sub>3</sub>)<sub>2</sub> (**79**) was observed. The reaction of **79** with ethylene gas led to the formation of a six-membered platinasilacycle R(Br)Si(C<sub>2</sub>H<sub>4</sub>)<sub>2</sub>Pt(PCy<sub>3</sub>)<sub>2</sub> (**80**). The compound (**79**) is not stable in the solution and at room temperature, and within one day, it decomposed and resulted in the formation of a free Pt(PCy<sub>3</sub>)<sub>2</sub> and a silicon-containing decomposition product (**79-I**) (Scheme 27). The proposed mechanism for the decomposition of the product suggests that it proceeds through the π-coordination of one of the flanking arene moieties to the low-coordinated silicon center. Subsequently, activation of the C–H bond at the silicon center occurs, attributed to the increased acidity of the silicon atom upon coordination with the metal fragment. As a result, the Pt complex can dissociate readily, generating a Si(IV) compound.

In another study conducted by Osakada and collaborators, di- and trinuclear complexes featuring Pd(0) and Pt(0) with bridging silylene ligands were synthesized, and their reactivity towards alkynes was systematically examined.<sup>75</sup> Prior knowledge indicated that the reaction of (aminosilyl)boronic esters with Pt(0) and Pd(0) complexes leads to the formation of mono- and dinuclear complexes containing bridging silylene ligands. Building on this understanding, the researchers employed



Fig. 15 Selected examples of Pd, Pt complexes of silylenes.





**Scheme 26** Synthesis of compounds **77–80** starting from **RSiBr 76**. Reaction condition: (a) toluene, RT, 12 h; (b) toluene, RT, sonication 15 min; (c) toluene, 1 atm  $C_2H_4$ , RT, 12 h; (d)  $C_6D_6$ , 1 atm  $C_2H_4$ , 80 °C, 72 h.



**Scheme 27** Decomposition of **79** to **79-I**.

various ratios of (aminosilyl) boronic ester **81** and Pt(0), Pd(0) precursors to create a diverse set of di- and trinuclear metal-silylene complexes, as illustrated in Scheme 28. This strategic variation in reactant ratios allowed for the exploration of different synthetic pathways and the generation of a range of metal-silylene complexes, contributing to a deeper understanding of their reactivity and potential applications.

To get more insight into the chemistry of the synthesized dinuclear Pt(0) and Pd(0) compounds, the reactivity of the silylation of alkynes was investigated in this work. Based on this study, the stoichiometric reaction of **82-Pt<sub>2</sub>** with terminal alkynes such as  $HC\equiv C^tBu$  and  $HC\equiv CSiMe_3$  at room temperature resulted in the formation of diplatinum complexes with hydride

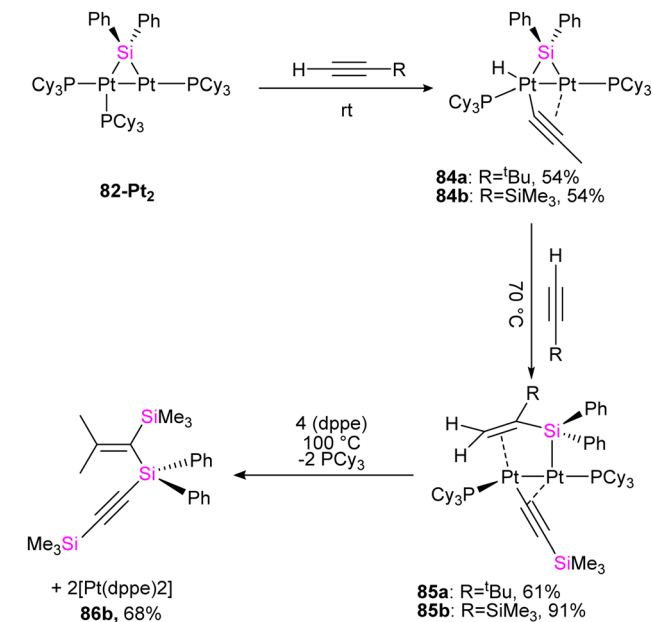
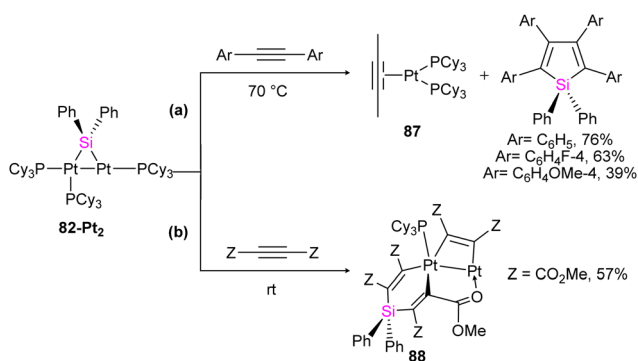
and bridging alkynyl ligands (**84a**, **84b**) (Scheme 29). The reaction involves C(sp)-H bond activation of the terminal alkyne by the Pt center and  $\pi$ -coordination of the resulting alkynyl ligand to another. Further reaction of **84b** with the mentioned alkynes resulted in the alkyne insertion into the Pt-Si bond and coupling the resulting alkenyl carbon bonded to Pt and the hydride ligand to form **85a** and **85b**. Therefore, this reaction can be regarded as hydrosilylation of the alkyne by the hydride and bridging silyl ligand (Scheme 29). This hydrosilylated alkyne was easily separated from platinum fragment by adding 1,2-bis(diphenylphosphino)ethane (dppe) to diplatinum complex **85b** resulted in the reductive elimination of  $Me_3SiC\equiv CSi(Ph)_2C(SiMe_3)=CH_2$  (**86b**, 68%), which was accompanied by formation of  $[Pt(dppe)_2]$  (Scheme 29).

The reactivity of **82-Pt<sub>2</sub>** with internal alkynes was also studied in this work. The silylation of the alkyne group, followed by the formation of their alkyne-coordinated Pt(0) complexes **87** was observed when the alkyne precursor does not have any reactive group near to the triple bond (Scheme 30(a)). In contrast, in the case of the reaction of a 1:3 molar ratio of **82-Pt<sub>2</sub>** with dimethyl acetylenedicarboxylate (DMAD), which has carboxylate group as a reactive group in its formula, a diplatinum complex with a silaplatinacyclohexadiene structure **88** was



**Scheme 28** Preparation of di- and trinuclear Pd(0)/Pt(0) complexes with bridging silylene ligands.

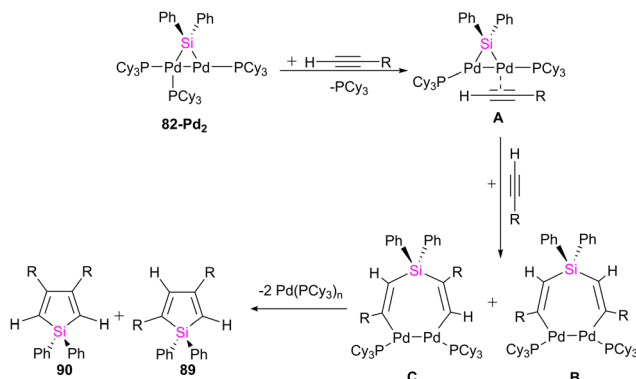


Scheme 29 The stoichiometric reaction of **82-Pt<sub>2</sub>** with terminal alkynes.Scheme 30 The reaction of **82-Pt<sub>2</sub>** with internal alkynes.

produced (Scheme 30(b)). This group also used the dipalladium complex **82-Pd<sub>2</sub>** to demonstrate the catalytic reaction of alkynes with dipalladium complex **82-Pd<sub>2</sub>** and compared the result with mononuclear Pd-silylene complexes.

The catalytic ability of dipalladium complex **82-Pd<sub>2</sub>** in the silylation of alkynes with (amino silyl) boronic ester **81** was also examined in this work. And it was shown that **82-Pd<sub>2</sub>** could catalyze 1:2 cyclo coupling of Et<sub>2</sub>NSiPh<sub>2</sub>B(pin) with monosubstituted acetylenes to form 2,4-disubstituted silole (**89**) as the major product as well as by-products including 3,4-disubstituted silole (**90**) and alkynyl(alkenyl)silane (**91**) (Scheme 31). The yields of the products, depended on the amount of solvent, reaction temperature, and addition of the PCy<sub>3</sub> ligands.

The possible mechanism for forming the product and the by-products is demonstrated in Schemes 32 and 33, respectively. As shown in Scheme 32, the reaction is carried on by the coordination of the alkyne molecule to the Pd center in the first step (**A**), followed by the insertion of this alkyne into the Pd-Si

Scheme 31 The catalytic reaction of **82-Pd<sub>2</sub>** in the silylation of alkynes.Scheme 32 Possible pathway for the formation of siloles from **82-Pd<sub>2</sub>** and terminal alkynes.Scheme 33 Possible pathway for the formation of acyclic silane **91** from **82-Pd<sub>2</sub>** and terminal alkynes.

bond of the bridging silylene ligand. Further insertion of another alkyne molecule to the remaining Pd-Si bond gives a dipalladasilylcyclopentene intermediate (**B**) and its regioisomer (**C**). The resulting siladipalladacycloheptadienes (**B** and **C**) undergo a 1,2-reductive elimination of the silole to form the products (**89** and **90**).

Mono and dinuclear Pt/Pd complexes of silylenes and their structural and catalytical properties have been extensively studied, whereas trinuclear and multinuclear complexes incorporating silylene ligands are rare.<sup>17d</sup> Given this, Nakata and co-workers explored the coordination chemistry of chlorosilylene **92** with Pd(PPh<sub>3</sub>)<sub>4</sub> and [PdMe<sub>2</sub>(tmeda)] (tmeda = *N,N,N',N'*-tetramethylethylenediamine) as the metal precursors.<sup>76</sup>





**Scheme 34** Synthesis of monometallic and tetrametallic Pd complexes **93** and **94** through the reaction with chlorosilylene ligand **92**.

The reaction of **92** with  $[\text{Pd}(\text{PPh}_3)_4]$  yielded a homoleptic tris(silylene)palladium(0) complex **93** through a ligand-exchange process (Scheme 34(a)). Whereas the reaction of **92** with  $[\text{PdMe}_2(\text{tmeda})]$  resulted in an unprecedented tetranuclear  $\text{Pd}_4\text{Si}_3$  cluster featuring palladium atoms in different oxidation states (**94**) (Scheme 34(b)). The  $^{29}\text{Si}$  NMR spectra of **93** and **94** showed a doublet resonance centered at 75.8 and 184.2 ppm ( $J_{\text{SiP}} = 9$  Hz), downfield shifted compared to **92** (59.8 ppm). The molecular structure of **92** revealed a trigonal planar arrangement of silylene ligands around the Pd center. In contrast, those of **93** showed that the central six-membered (Pd and Si atoms) ring has a bowl shape (Fig. 16). Further, the X-ray photoelectron spectroscopy study suggested that the Pd centers in **94** are in different oxidation states (Pd(II) and Pd(0)). DFT calculations revealed that the three silicon atoms in cluster **94** serve as Lewis-base-stabilized silylene ligands, coordinating in a  $\mu^3$ -manner with both the outer and central palladium atoms.



**Fig. 16** Molecular structures of **93** and **94**. Reproduced from ref. 76.

## Coinage metal complexes

Silylene-coinage metal complexes are still in their early stages of development compared to their lighter counterparts. Given the promising results with NHCs, there is a pressing need to thoroughly investigate the chemistry of silylenes with coinage metals, as their unique electron donor and acceptor properties hold significant potential for diverse applications in the future.<sup>17a,77</sup> Jutzi and co-workers were the first to isolate the first silylene coinage metal (Au) complex in 1990.<sup>78</sup> Following this, Lappert and co-workers synthesized a Cu complex.<sup>79</sup> Several silylene coinage metal complexes have been synthesized following these breakthroughs, and many of them have been utilized in various catalytic transformations (Fig. 17).<sup>17a</sup>

Valence tautomerism, or electromerism, is a well-known phenomenon in transition metal chemistry where electrons are redistributed between the metal and ligand without altering the structural motif.<sup>80</sup> Valence tautomerism can be induced through external stimuli such as pressure, temperature, magnetic fields, or exposure to visible light or weak X-rays. However, such a phenomenon has only been recently reported in low-valent main-group chemistry.<sup>81</sup> Driess and co-workers demonstrated that a redox non-innocent (bis)silylene-substituted *ortho*-carborane ligand stabilizes a zero-valent silicon species **A** and exhibits redox-induced electromerism. When compound **A** was subjected to one-electron reduction using  $\text{KC}_8$ , the Si(0) center underwent formal oxidation to Si(I), while the *ortho*-carborane ligand backbone underwent two-electron reduction (Scheme 35(a)).<sup>82</sup> Lately, phase-dependent electromerism in silylene **C** has been described by Iwamoto and co-workers (Scheme 35(b)).<sup>83</sup>

Very recently, P. Roesky and co-workers reported the first example of Lewis acid/base-induced reversible electromerism in low-valent silicon chemistry.<sup>84</sup> A mixed-valent silaiminyl-silylene ligand  $[\text{LSi-Si}(\text{NDipp})\text{L}]$  ( $\text{L} = \text{PhC}(\text{N}^t\text{Bu})_2$ ) (**96**), was synthesized starting from  $\text{LSiCl}$  and  $\text{DippNHLi}$  ( $\text{Dipp} = 2,6$ -diisopropylphenyl) in toluene as a yellow solid in good yield (Scheme 36(a)). The  $^{29}\text{Si}\{^1\text{H}\}$  NMR spectrum showed a resonance at  $\delta = -61.7$  ppm for (Si=N) and at  $\delta = 31.8$  ppm for



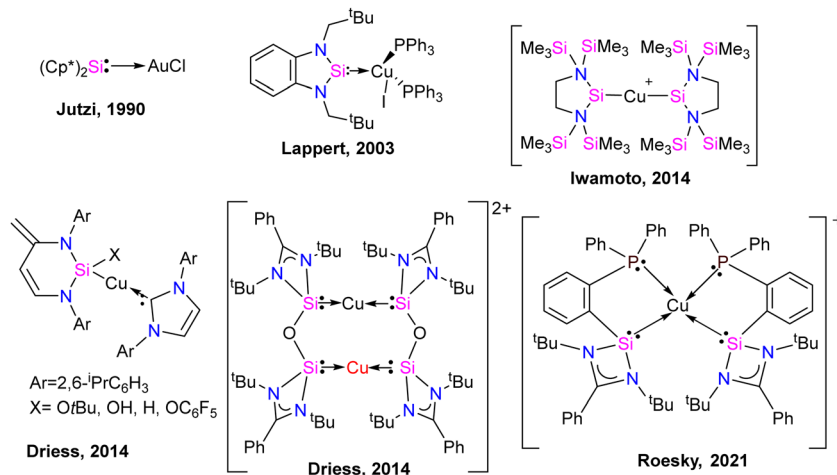


Fig. 17 Selected examples of coinage metal complexes of silylenes.



Scheme 35 Valence tautomerism in low-valent silicon chemistry.

Scheme 36 Synthesis of **95** and its copper(I) complexes.

(silylene) silicon centers. This corroborates well with the oxidation states of Si centers in compound **95** as +I and +III, respectively. Interestingly, compound **95**, on treatment with Lewis acidic copper salts, Cu(I)X (X = Mesityl, Cl, Br, I), resulted in the redistribution of oxidation states from +I and +III to +II for both the silicon atoms, leading to the formation of [LSi(NDipp)-Si(L)]CuX (Scheme 36(b)). A singlet resonance in the <sup>29</sup>Si NMR spectra (−9.7 to −5.9 ppm) and the molecular structure confirmed the bis-silylene coordinated copper complex formation.

The authors hypothesized that the reaction proceeds *via* copper-coordination induced electromerisation of iminosilylsilylene **95**. The electromerisation starts with the coordination of the lone pair on one of the Si atoms to the Cu center. Subsequently, the two-coordinate Cu center induces the redistribution of electrons, forming an additional silylene group, which coordinates with the Cu center to afford **96**. Further, the authors also checked the reversibility of this process on an



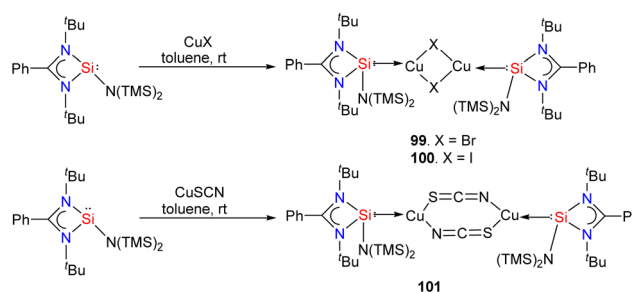
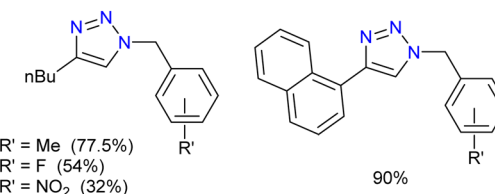
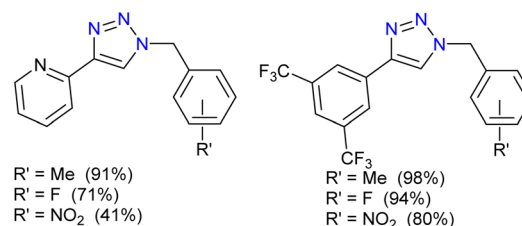
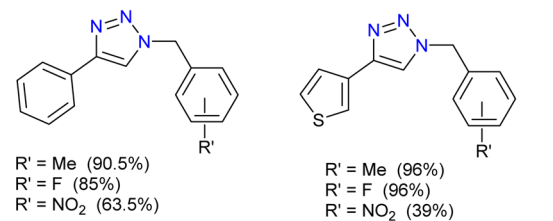
NMR scale reaction. When treated with strong Lewis basic free NHCs, the copper complexes resulted in the regeneration of iminosilylsilylene **95**. This highlights that the stimuli-responsive nature of silaiminyl-silylene conversion might be useful for metal–ligand cooperation for bond-making and breaking processes during catalytic cycles. Recent years have seen a significant increase in interest in Au(I) complexes of phosphines and N-heterocyclic carbenes (NHCs) because of their significance in photophysical, biological application, and in catalysis.<sup>85</sup> Au(I) complexes typically exhibit a preference for a linear geometry, which involves intra- or intermolecular aurophilic interactions. The coordination chemistry of Au(I) complexes has been greatly diversified by the efficient intra- and intermolecular aurophilic interactions, resulting in supramolecular structures and molecular aggregations in both the solid and solution phases.<sup>86</sup> To optimize these interactions, it is most effective to utilize short-bite bidentate ligands, as they facilitate the close contact of metal ions. However, unlike phosphines and NHCs, the Au(I) complexes of silylenes have scarcely been studied. In this context, Nazish *et al.* utilized short-bite bidentate ligands having both phosphine and silylene as donors to synthesize dinuclear Au(I) complex with an Au··Au aurophilic interaction of 2.9987(7) Å.<sup>87</sup> The reaction of phosphino-silylene **97** with two equivalents of AuCl(SMe<sub>2</sub>) in dichloromethane afforded the desired dinuclear Au(I) complex **98** in good yield (Scheme 37).

The <sup>31</sup>P NMR spectrum of compound **98** exhibited a singlet resonance at 25.57 ppm, which is downfield shifted compared to compound **97** (−11.18 ppm). This shift indicates the coordination of the phosphorus atom to gold (P → Au). The <sup>29</sup>Si NMR spectrum of compound **98** showed a doublet centered at 1.97 ppm (*J*<sub>Si-P</sub> = 45.5 Hz) that is upfield shifted compared to compound **97** (18.52 ppm), indicating coordination of a Si(II) atom to an Au center. This upfield shift in the <sup>29</sup>Si NMR spectrum may be attributed to back-donation from the Au(I) center to the Si(II) atom, resulting in an increase in electron density at the Si(II) atom. The molecular structure of **98** showed Au··Au aurophilic interaction of 2.9987(7) Å, resulting in a six-membered C–Si–Au–Au–P–C ring. Quantum chemical calculations were performed to gain insight into the bonding nature of complex **98**. QTAIM analysis showed a bond-path and bond-critical point for the Au··Au aurophilic interaction. The EDA-NOCV calculation indicates that the most significant orbital interaction, Δ*E*<sub>orb1</sub> (−58.0 kcal mol<sup>−1</sup>), arises from the σ-donation of Si(II) lone pair of electrons to the Au-atom of AuCl, resulting in the formation of a Si → Au dative bond. The second most significant interaction, Δ*E*<sub>orb2</sub> (−44.2 kcal mol<sup>−1</sup>), arises from the σ-donation of the P(III) lone pair of electrons to the

Scheme 37 Synthesis of **98**.

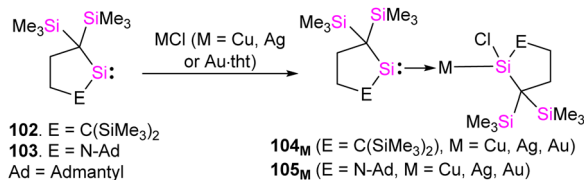
Au-atom of the other AuCl moiety, resulting in the formation of a P → Au dative bond. Hence, the silylene and phosphane components exhibit a synergistic effect in their coordination with Au(I) in complex **98**. The third contribution Δ*p*<sub>3</sub> primarily originates from the π-backdonation of the AuCl moiety to the Si(II) and P(III) sites, together with Au··Au orbital–orbital interactions, which cannot be exactly distinguished.

The Group-10 metal complexes stabilized by silylenes have gained recent interest. However, they are rarely explored in homogeneous catalysis.<sup>88</sup> These complexes are unstable and decompose upon storage for a prolonged time. Only recently have copper(I) complexes of silylenes been explored in copper-catalyzed azide-alkyne cycloaddition (CuAAC) reaction (click reaction).<sup>89</sup> The reactions of amidinato silylenes with CuX (X = Br, I, SCN) in a 1 : 1 molar ratio resulted in the formation of dinuclear copper complexes **99–101** (Scheme 38).<sup>90</sup>

Scheme 38 Synthesis of Cu(I) complexes **99–101**.

Scheme 39 Substrate scope of CuAAC reaction.



Scheme 40 Synthesis of **104<sub>M</sub>**–**105<sub>M</sub>**.

Further, the complexes were utilized in the catalytic copper-catalyzed azide–alkyne cycloaddition (CuAAC) reaction. The copper complex **100** was the best catalyst, providing good to excellent yields of 1,2,3-triazoles with just 0.5 mol% of catalyst loadings. Various alkynes with electron-releasing and electron-withdrawing groups and organic azides were employed under the optimized reaction condition to afford good to excellent yield of the 1,2,3-triazoles (Scheme 39). Based on DFT studies, the authors proposed that the bimetallic Cu complexes act as active catalysts and accelerate the cycloaddition of reactants by bringing them nearby.

In 2022, Iwamoto and co-workers reported a series of neutral coinage metal complexes of cyclic alkylsilylene **102** and cyclic alkylaminosilylene **103**.<sup>91</sup> The reaction of **102** and **103** with 0.5 equivalents of MCl (M = Cu, Ag) or AuCl-tht (tht = tetrahydrothiophene) salts resulted in the formation of two coordinate neutral complexes **104<sub>M</sub>**–**105<sub>M</sub>** (Scheme 40). Interestingly, during reactions with MCl salts, one equivalent of silylene ligands reacts *via* M–Cl bond insertion, and another equivalent of ligand coordinates to the metal center to give two coordinate neutral complexes. Remarkably, the Cu and Ag complexes exhibited a 1,3-Cl migration in solution states, as confirmed by a variable temperature <sup>29</sup>Si NMR data suggesting that the 1,3-Cl migration follows the order Au < Ag < Cu and **104** < **105**. The DFT calculations and X-ray structures suggest that the more bent structure of Cu and Ag over Au determines the relative ease of the 1,3-Cl migration.

## Zn–silylene complexes

In recent years, significant attention has been devoted to the synthesis of organozinc compounds with N-heterocyclic carbenes, driven by their potential applications in organic catalysis. However, comparable reactions involving their heavier analogues (silylenes) are relatively scarce in the literature. In an attempt to capitalize on the synergistic reactivity effects of heterobimetallic hydride complexes containing main-group and transition metals, Schulz and co-workers conjectured that reactions of organozinc hydrides with silylenes might lead to the oxidative activation of Zn–H bonds at the low-valent Si center, affording novel heterobimetallic hydride complexes (Scheme 41).<sup>92</sup>

The reaction of the LZnH complex **106** with *N*-ylidic silylene afforded the hypothesized Zn–H bond activation by silylene to afford heterobimetallic hydride complex **107**. A similar reaction of heteroleptic chlorosilylene with LZnH proceeded through Cl/H exchange at the silicon center to afford complex **108**. In sharp contrast, LZnH did not react with bulky L<sub>2</sub>SiN(SiMe<sub>3</sub>)<sub>2</sub> even at high temperatures. Nevertheless, at 130 °C, the less bulky L<sub>2</sub>SiNMe<sub>2</sub> reacted with LZnH, resulting in the oxidative addition of the Zn–H bond and a 1,3-H shift of the most likely formed silane reaction intermediates to LH<sup>2</sup>Si(NMe<sub>2</sub>)ZnL **109**. This marked difference in reactivity was attributed to the stabilization/destabilization effect of electron-withdrawing/releasing substituent at the Zn atom. In the case of L<sub>2</sub>SiNMe<sub>2</sub>, the NMe<sub>2</sub> group at the Si atom prevents the ligand exchange to form an adduct like **108**. However, the bulky N(SiMe<sub>3</sub>)<sub>2</sub> substituent prevents the oxidative addition, while the sterically less bulky NMe<sub>2</sub> substituent permits the Zn–H bond to be added to the silylene in a 1,3-double bond. Further, the authors also tested the reactivity of **107** with isocyanates, azides, and CO<sub>2</sub>, but no reaction has occurred. Interestingly, complex **107** on treatment with [H(OEt<sub>2</sub>)<sub>2</sub>][BAR<sub>4</sub><sup>F</sup>] (BAR<sub>4</sub><sup>F</sup> = B{(3,5-CF<sub>3</sub>)<sub>2</sub>C<sub>6</sub>H<sub>3</sub>})<sub>4</sub>) resulted in the protonation of the methylene group of the

Scheme 41 The reaction of organozinc hydride **106** with silylenes.

ligand backbone, yielding the salt  $[\text{LSi}(\text{H})\text{ZnL}][\text{BAR}_4^{\text{F}}]$  (**110**). The authors discovered that the protonation of the methylene group of ligand backbone is kinetically favored due to the weakly basic and less hindered methylene group. However, the 1,1-addition is unfavorable for the four-coordinated Si atom with a strong Si–Zn bond. According to the DFT calculation, complexes **107** and **109** have covalent Si–Zn bonds, while complex **108** has dative-type bonds.

## Summary and outlook

In conclusion, this review discusses the most recent developments in the field of transition metal complexes of silylenes and their catalytic utility. The journeys through silylene chemistry underscores the transformative potential of tailored ligands in advancing various fields of chemistry, including main group chemistry, organometallic chemistry, catalysis and material chemistry. The evolution from unstable, reactive intermediates to stable and functionalized silylenes has opened new avenues for exploration and application. Recent years have seen utilization of transition metal complexes of silylenes in various important applications such as valence tautomerism, small molecule activation chemistry, hydrogenation, hydroboration reactions and hydrogen isotope exchange reactions.

While significant strides have been made, transition metal complexes of silylenes still lag behind NHC and phosphine-stabilized transition metal complexes in various important applications. The synthesis of high valent transition metal complexes of silylenes remains largely unexplored. The limitations in current synthetic techniques and the inherent instability of silylenes under oxidative condition necessitate a logical approach to develop innovative strategies for their preparation and utilization in catalytic processes.

Despite these challenges, the prospects are promising, with recent advancements showcasing the reactivity and versatility of silylene ligands, particularly in mimicking transition metal behaviour in small molecule activation chemistry. The ongoing pursuit of transition metal complexes of silylenes promises to unravel new insights and opportunities in catalysis and beyond.

## Data availability

This is a review article. No primary research results, software or code have been included and no new data were generated or analysed as part of this review.

## Conflicts of interest

There are no conflicts to declare.

## References

- (a) M. Stradiotto and R. J. Lundgren, *Ligand Design in Metal Chemistry*, John Wiley & Sons, Ltd, Chichester, UK, 2016; (b) D. J. Durand and N. Fey, *Chem. Rev.*, 2019, **119**, 6561–6594;

- (c) J. R. Khusnutdinova and D. Milstein, *Angew. Chem., Int. Ed.*, 2015, **54**, 12236–12273.
- (a) G. R. F. Orton, B. S. Pilgrim and N. R. Champness, *Chem. Soc. Rev.*, 2021, **50**, 4411–4431; (b) H. Fernández-Pérez, P. Etayo, A. Panossian and A. Vidal-Ferran, *Chem. Rev.*, 2011, **111**, 2119–2176; (c) C. Fliedel, A. Ghisolfi and P. Braunstein, *Chem. Rev.*, 2016, **116**, 9237–9304.
- (a) M. Melaimi, M. Soleilhavoup and G. Bertrand, *Angew. Chem., Int. Ed.*, 2010, **49**, 8810–8849; (b) P. de Frémont, N. Marion and S. P. Nolan, *Coord. Chem. Rev.*, 2009, **253**, 862–892.
- R. Schwarz and G. Pietsch, *Z. Anorg. Allg. Chem.*, 1937, **232**, 249–256.
- T. J. Drahnak, J. Michl and R. West, *J. Am. Chem. Soc.*, 1979, **101**, 5427–5428.
- M. Haaf, T. A. Schmedake and R. West, *Acc. Chem. Res.*, 2000, **33**, 704–714.
- R. West, M. J. Fink and J. Michl, *Science*, 1981, **214**, 1343–1344.
- P. Jutzi, D. Kanne and C. Krüger, *Angew. Chem., Int. Ed. Engl.*, 1986, **25**, 164.
- M. Denk, R. Lennon, R. Hayashi, R. West, A. V. Belyakov, H. P. Verne, A. Haaland, M. Wagner and N. Metzler, *J. Am. Chem. Soc.*, 1994, **116**, 2691–2692.
- N. J. Hill and R. West, *J. Organomet. Chem.*, 2004, **689**, 4165–4183.
- (a) S. S. Sen, H. W. Roesky, D. Stern, J. Henn and D. Stalke, *J. Am. Chem. Soc.*, 2010, **132**, 1123–1126; (b) C.-W. So, H. W. Roesky, J. Magull and R. B. Oswald, *Angew. Chem., Int. Ed.*, 2006, **45**, 3948–3950.
- (a) R. S. Ghadwal, H. W. Roesky, S. Merkel, J. Henn and D. Stalke, *Angew. Chem., Int. Ed.*, 2009, **48**, 5683–5686; (b) A. C. Filippou, O. Chernov and G. Schnakenburg, *Angew. Chem., Int. Ed.*, 2009, **48**, 5687–5690.
- Y. Xiong, S. Yao, A. Kostenko and M. Driess, *Dalton Trans.*, 2018, **47**, 2152–2155.
- A. Hinz, *Angew. Chem., Int. Ed.*, 2020, **59**, 19065–19069.
- S. Takahashi, J. Sekiguchi, A. Ishii and N. Nakata, *Angew. Chem., Int. Ed.*, 2021, **60**, 4055–4059.
- (a) S. S. Sen, A. Jana, H. W. Roesky and C. Schulzke, *Angew. Chem., Int. Ed.*, 2009, **48**, 8536–8538; (b) S. S. Sen, S. Khan, S. Nagendran and H. W. Roesky, *Acc. Chem. Res.*, 2012, **45**, 578–587; (c) S. S. Sen, S. Khan, P. P. Samuel and H. W. Roesky, *Chem. Sci.*, 2012, **3**, 659–682; (d) M. Haaf, A. Schmiedl, T. A. Schmedake, D. R. Powell, A. J. Millevolte, M. Denk and R. West, *J. Am. Chem. Soc.*, 1998, **120**, 12714–12719.
- (a) M. Ghosh and S. Khan, *Dalton Trans.*, 2021, **50**, 10674–10688; (b) W. Yang, Y. Dong, H. Sun and X. Li, *Dalton Trans.*, 2021, **50**, 6766–6772; (c) C. Shan, S. Yao and M. Driess, *Chem. Soc. Rev.*, 2020, **49**, 6733–6754; (d) B. Blom, M. Stoelzel and M. Driess, *Chem. – Eur. J.*, 2013, **19**, 40–62.
- (a) S. Fujimori and S. Inoue, *Eur. J. Inorg. Chem.*, 2020, 3131–3142; (b) M. Driess, *Nat. Chem.*, 2012, **4**, 525–526; (c) J. Keuter, A. Hepp, A. Massolle, J. Neugebauer, C. Mück-Lichtenfeld and F. Lips, *Angew. Chem., Int. Ed.*, 2022, **61**, e202114485.
- (a) Q. Zhao, G. Meng, S. P. Nolan and M. Szostak, *Chem. Rev.*, 2020, **120**, 1981–2048; (b) Z. Jin, F. Zhang, X. Xiao, N. Wang, X. Lv and L. Zhou, *Org. Chem. Front.*, 2024, **11**, 2112–2133; (c) S. Kaufhold, L. Petermann, R. Staehle and S. Rau, *Coord. Chem. Rev.*, 2015, **304–305**, 73–87; (d) M. Huang, J. Liu, Y. Li, X.-B. Lan, P. Su, C. Zhao and Z. Ke, *Catal. Today*, 2021, **370**, 114–141; (e) G. P. Mitchell and T. D. Tilley, *Angew. Chem. Int. Ed.*, 1998, **37**, 2524–2526; (f) J. C. Peters, J. D. Feldman and T. D. Tilley, *J. Am. Chem. Soc.*, 1999, **121**, 9871–9872.
- G. Schmid and E. Welz, *Angew. Chem., Int. Ed. Engl.*, 1977, **16**, 785–786.
- (a) C. Zybilla and G. Müller, *Angew. Chem., Int. Ed. Engl.*, 1987, **26**, 669–670; (b) D. A. Straus, T. D. Tilley, A. L. Rheingold and S. J. Geib, *J. Am. Chem. Soc.*, 1987, **109**, 5872–5873; (c) D. A. Straus, C. Zhang, G. E. Quimbita, S. D. Grumbine, R. H. Heyn, T. D. Tilley, A. L. Rheingold and S. J. Geib, *J. Am. Chem. Soc.*, 1990, **112**, 2673–2681; (d) D. A. Straus, S. D. Grumbine and T. D. Tilley, *J. Am. Chem. Soc.*, 1990, **112**, 7801–7802.
- (a) B. Blom, D. Gallego and M. Driess, *Inorg. Chem. Front.*, 2014, **1**, 134–148; (b) S. Yao, A. Saddington, Y. Xiong and M. Driess, *Acc. Chem. Res.*, 2023, **56**, 475–488; (c) S. Raouf-moghaddam, Y.-P. Zhou, Y. Wang and M. Driess, *J. Organomet. Chem.*, 2017, **829**, 2–10.
- T. A. Schmedake, M. Haaf, B. J. Paradise, A. J. Millevolte, D. R. Powell and R. West, *J. Organomet. Chem.*, 2001, **636**, 17–25.



- 24 W. Yang, H. Fu, H. Wang, M. Chen, Y. Ding, H. W. Roesky and A. Jana, *Inorg. Chem.*, 2009, **48**, 5058–5060.
- 25 (a) X. Du, X. Qi, K. Li, X. Li, H. Sun, O. Fuhr and D. Fenske, *Appl. Organomet. Chem.*, 2021, **35**, e6286; (b) S. Khoo, J. Cao, F. Ng and C.-W. So, *Inorg. Chem.*, 2018, **57**, 12452–12455.
- 26 Y. Bai, J. Zhang and C. Cui, *Chem. Commun.*, 2018, **54**, 8124–8127.
- 27 R. Azhakar, S. P. Sarish, H. W. Roesky, J. Hey and D. Stalke, *Inorg. Chem.*, 2011, **50**, 5039–5043.
- 28 S. Fujimori and S. Inoue, *J. Am. Chem. Soc.*, 2022, **144**, 2034–2050.
- 29 P. Garg, A. Carpentier, I. Douair, D. Dange, Y. Jiang, K. Yuvaraj, L. Maron and C. Jones, *Angew. Chem., Int. Ed.*, 2022, **61**, e202201705.
- 30 K. Ogata, Y. Yamaguchi, Y. Kurihara, K. Ueda, H. Nagao and T. Ito, *Inorg. Chim. Acta*, 2012, **390**, 199–209.
- 31 (a) S. Khoo, J. Cao, M.-C. Yang, Y.-L. Shan, M.-D. Su and C.-W. So, *Chem. – Eur. J.*, 2018, **24**, 14329–14334; (b) S. Khoo, H.-X. Yeong, Y. Li, R. Ganguly and C.-W. So, *Inorg. Chem.*, 2015, **54**, 9968–9975.
- 32 Z. He, L. Liu, F. J. de Zwart, X. Xue, A. W. Ehlers, K. Yan, S. Demeshko, J. I. van der Vlugt, B. de Bruin and J. Krogman, *Inorg. Chem.*, 2022, **61**, 11725–11733.
- 33 M. Ichinohe, M. Igarashi, K. Sanuki and A. Sekiguchi, *J. Am. Chem. Soc.*, 2005, **127**, 9978–9979.
- 34 S. S. Sen, G. Tavčar, H. W. Roesky, D. Kratzert, J. Hey and D. Stalke, *Organometallics*, 2010, **29**, 2343–2347.
- 35 R. Akhtar, S. H. Kaulage, M. P. Sangole, S. Tothadi, P. Parvathy, P. Parameswaran, K. Singh and S. Khan, *Inorg. Chem.*, 2022, **61**, 13330–13341.
- 36 A. Saurwein, T. Eisner, S. Inoue and B. Rieger, *Organometallics*, 2022, **41**, 3679–3685.
- 37 F. Masero, M. A. Perrin, S. Dey and V. Mougél, *Chem. – Eur. J.*, 2021, **27**, 3892–3928.
- 38 C. Sivasankar, P. K. Madarasi and M. Tamizmani, *Eur. J. Inorg. Chem.*, 2020, 1383–1395.
- 39 W. Yang, X. Li, S.-Y. Li, Q. Li, H. Sun and X. Li, *Inorg. Chem.*, 2023, **62**, 21014–21024.
- 40 S. K. Kushvaha, P. Kallenbach, S. M. N. V. T. Gorantla, R. Herbst-Irmer, D. Stalke and H. W. Roesky, *Chem. – Eur. J.*, 2024, **30**, e202303113.
- 41 M. K. Pandey, Z. Hendi, X. Wang, A. Bhandari, M. K. Singh, K. Rachuy, S. Kumar Kushvaha, R. Herbst-Irmer, D. Stalke and H. W. Roesky, *Angew. Chem., Int. Ed.*, 2023, **63**, e202317416.
- 42 R. Azhakar, R. S. Ghadwal, H. W. Roesky, H. Wolf and D. Stalke, *Organometallics*, 2012, **31**, 4588–4592.
- 43 Z. Hendi, M. K. Pandey, K. Rachuy, M. K. Singh, R. Herbst-Irmer, D. Stalke and H. W. Roesky, *Chem. – Eur. J.*, 2024, **30**, e202400389.
- 44 (a) L. A. Saudan, *Acc. Chem. Res.*, 2007, **40**, 1309–1319; (b) B. Chen, U. Dingerdissen, J. G. E. Krauter, H. G. J. Lansink Rotgerink, K. Möbus, D. J. Ostgard, P. Panster, T. H. Riermeier, S. Seebald, T. Tacke and H. Trauthwein, *Appl. Catal., A*, 2005, **280**, 17–46.
- 45 Y. Wang, A. Kostenko, S. Yao and M. Driess, *J. Am. Chem. Soc.*, 2017, **139**, 13499–13506.
- 46 H. Jia, S. Du, C. Xu and Z. Mo, *Eur. J. Inorg. Chem.*, 2023, e202300086.
- 47 Q. Fan, X. Du, W. Yang, Q. Li, W. Huang, H. Sun, A. Hinz and X. Li, *Dalton Trans.*, 2023, **52**, 6712–6721.
- 48 X. Qi, H. Sun, X. Li, O. Fuhr and D. Fenske, *Dalton Trans.*, 2018, **47**, 2581–2588.
- 49 (a) J. Atzrodt, V. Derdau, T. Fey and J. Zimmermann, *Angew. Chem., Int. Ed.*, 2007, **46**, 7744–7765; (b) J. Atzrodt, V. Derdau, W. J. Kerr and M. Reid, *Angew. Chem., Int. Ed.*, 2018, **57**, 3022–3047.
- 50 (a) J. T. Golden, R. A. Andersen and R. G. Bergman, *J. Am. Chem. Soc.*, 2001, **123**, 5837–5838; (b) M. H. G. Precht, M. Hölscher, Y. Ben-David, N. Theyssen, R. Loschen, D. Milstein and W. Leitner, *Angew. Chem., Int. Ed.*, 2007, **46**, 2269–2272.
- 51 J. Corpas, P. Viereck and P. J. Chirik, *ACS Catal.*, 2020, **10**, 8640–8647.
- 52 S. Garhwal, A. Kaushansky, N. Fridman, L. J. W. Shimon and G. d. Ruiter, *J. Am. Chem. Soc.*, 2020, **142**, 17131–17139.
- 53 A. Brück, D. Gallego, W. Wang, E. Irran, M. Driess and J. F. Hartwig, *Angew. Chem., Int. Ed.*, 2012, **51**, 11478–11482.
- 54 R. Arevalo, T. P. Pabst and P. J. Chirik, *Organometallics*, 2020, **39**, 2763–2773.
- 55 J. B. Roque, T. P. Pabst and P. J. Chirik, *ACS Catal.*, 2022, **12**, 8877–8885.
- 56 S. P. Church, M. Poliakoff, J. A. Timney and J. J. Turner, *J. Am. Chem. Soc.*, 1981, **103**, 7515–7520.
- 57 T. T. Metsänen, D. Gallego, T. Szilvási, M. Driess and M. Oestreich, *Chem. Sci.*, 2015, **6**, 7143–7149.
- 58 S. Kalra, D. Pividori, D. Fehn, C. Dai, S. Dong, S. Yao, J. Zhu, K. Meyer and M. Driess, *Chem. Sci.*, 2022, **13**, 8634–8641.
- 59 M. Rotter, M. Mastalir, M. Glatz, B. Stoger and K. Kirchner, *Acta Crystallogr.*, 2017, **73**, 1308–1311.
- 60 D. Reardon, G. Aharonian, S. Gambarotta and G. P. A. Yap, *Organometallics*, 2002, **21**, 786–788.
- 61 D. W. Agnew, C. E. Moore, A. L. Rheingold and J. S. Figueroa, *Angew. Chem., Int. Ed.*, 2015, **54**, 12673–12677.
- 62 H. Ahuja, H. Kaur and R. Arevalo, *Inorg. Chem. Front.*, 2023, **10**, 6067–6076.
- 63 M. Denk, R. K. Hayashi and R. West, *J. Chem. Soc., Chem. Commun.*, 1994, 33–34.
- 64 B. Gehrhus, P. B. Hitchcock, M. F. Lappert and H. Maciejewski, *Organometallics*, 1998, **17**, 5599–5601.
- 65 T. J. Hadlington, T. Szilvási and M. Driess, *Angew. Chem., Int. Ed.*, 2017, **56**, 7470–7474.
- 66 T. J. Hadlington, A. Kostenko and M. Driess, *Chem. – Eur. J.*, 2020, **26**, 1958–1962.
- 67 M. Zhong, J. Wei, W.-X. Zhang and Z. Xi, *Organometallics*, 2021, **40**, 310–313.
- 68 D. F. Shriver, *Acc. Chem. Res.*, 1970, **3**, 231–238.
- 69 (a) D. M. T. Chan and T. B. Marder, *Angew. Chem., Int. Ed. Engl.*, 1988, **27**, 442–443; (b) C. Gendy, A. Mansikkamäki, J. Valjus, J. Heidebrecht, P. C.-Y. Hui, G. M. Bernard, H. M. Tuononen, R. E. Wasylishen, V. K. Michaelis and R. Roesler, *Angew. Chem., Int. Ed.*, 2019, **58**, 154–158.
- 70 M. Frutos, N. Parvin, A. Baceiredo, D. Madec, N. Saffon-Merceron, V. Branchadell and T. Kato, *Angew. Chem., Int. Ed.*, 2022, **61**, e202201932.
- 71 (a) A. Zeller, F. Bielert, P. Haerter, W. A. Herrmann and T. Strassner, *J. Organomet. Chem.*, 2005, **690**, 3292–3299; (b) C. Watanabe, Y. Inagawa, T. Iwamoto and M. Kira, *Dalton Trans.*, 2010, **39**, 9414–9420; (c) G. P. Mitchell and T. D. Tilley, *Angew. Chem., Int. Ed.*, 1998, **37**, 2524–2526; (d) S. D. Grumbine, T. D. Tilley, A. L. Rheingold and F. P. Arnold, *J. Am. Chem. Soc.*, 1993, **115**, 7884–7885; (e) J. D. Feldman, G. P. Mitchell, J.-O. Nolte and T. D. Tilley, *J. Am. Chem. Soc.*, 1998, **120**, 11184–11185; (f) J. D. Feldman, G. P. Mitchell, J. O. Nolte and T. D. Tilley, *Can. J. Chem.*, 2003, **81**, 1127–1136; (g) C. Watanabe, T. Iwamoto, C. Kabuto and M. Kira, *Angew. Chem., Int. Ed.*, 2008, **47**, 5386–5389; (h) C. Watanabe, Y. Inagawa, T. Iwamoto and M. Kira, *Dalton Trans.*, 2010, **39**, 9414–9420; (i) K. Osakada, M. Tanabe and T. Tanase, *Angew. Chem., Int. Ed.*, 2000, **39**, 4053–4055; (j) Y. Sunada, N. Taniyama, K. Shimamoto, S. Kyushin and H. Nagashima, *Inorganics*, 2017, **5**, 84.
- 72 (a) T. D. Tilley, *Comments Inorg. Chem.*, 1990, **10**, 37–51; (b) K. Yamamoto, H. Okinoshima and M. Kumada, *J. Organomet. Chem.*, 1970, **23**, C7–C8; (c) K. Yamamoto, T. Hayashi and M. Kumada, *J. Organomet. Chem.*, 1971, **28**, C37–C38.
- 73 A. G. Avent, B. Gehrhus, P. B. Hitchcock, M. F. Lappert and H. Maciejewski, *J. Organomet. Chem.*, 2003, **686**, 321–331.
- 74 P. Hädinger and A. Hinz, *Dalton Trans.*, 2023, **52**, 2214–2218.
- 75 M. Tanabe, Y. Nakamura, T. A. Niwa, M. Sakai, A. Kaneko, H. Toi, K. Okuma, Y. Tsuchido, T. A. Koizumi, K. Osakada and T. Ide, *Organometallics*, 2022, **41**, 3301–3312.
- 76 J. Sekiguchi, Y. Kazama, A. Ishii and N. Nakata, *Chem. Commun.*, 2023, **59**, 9844–9847.
- 77 G. Tan, B. Blom, D. Gallego and M. Driess, *Organometallics*, 2014, **33**, 363–369.
- 78 P. Jutzi and A. Möhrke, *Angew. Chem., Int. Ed. Engl.*, 1990, **29**, 893–894.
- 79 A. G. Avent, B. Gehrhus, P. B. Hitchcock, M. F. Lappert and H. Maciejewski, *J. Organomet. Chem.*, 2003, **686**, 321–331.
- 80 C. G. Pierpont, *Coord. Chem. Rev.*, 2001, **216–217**, 99–125.
- 81 L. Greb, *Eur. J. Inorg. Chem.*, 2022, e202100871.
- 82 S. Yao, A. Kostenko, Y. Xiong, A. Ruzicka and M. Driess, *J. Am. Chem. Soc.*, 2020, **142**, 12608–12612.
- 83 T. Koike, T. Nukazawa and T. Iwamoto, *J. Am. Chem. Soc.*, 2021, **143**, 14332–14341.
- 84 R. Yadav, X. Sun, R. Köppe, M. T. Gamer, F. Weigend and P. W. Roesky, *Angew. Chem., Int. Ed.*, 2022, **61**, e202211115.
- 85 (a) T. Wurm, A. Mohamed Asiri and A. S. K. Hashmi, *N-Heterocyclic Carbenes*, 2014, pp. 243–270, DOI: [10.1002/9783527671229.ch09](https://doi.org/10.1002/9783527671229.ch09);



- (b) W. Zi and F. Dean Toste, *Chem. Soc. Rev.*, 2016, **45**, 4567–4589;  
(c) V. W.-W. Yam and E. C.-C. Cheng, *Chem. Soc. Rev.*, 2008, **37**, 1806–1813; (d) Z. Hendi, S. Jamali, S. M. J. Chabok, A. Jamjah, H. Samouei and Z. Jamshidi, *Inorg. Chem.*, 2021, **60**, 12924–12933.
- 86 H. Schmidbaur and A. Schier, *Chem. Soc. Rev.*, 2012, **41**, 370–412.  
87 M. Nazish, H. Bai, C. M. Legendre, R. Herbst-Irmer, L. Zhao, D. Stalke and H. W. Roesky, *Chem. Commun.*, 2022, **58**, 12704–12707.  
88 Y.-P. Zhou and M. Driess, *Angew. Chem., Int. Ed.*, 2019, **58**, 3715–3728.
- 89 (a) A. N. Paesch, A.-K. Kreyenschmidt, R. Herbst-Irmer and D. Stalke, *Inorg. Chem.*, 2019, **58**, 7000–7009; (b) N. Parvin, J. Hossain, A. George, P. Parameswaran and S. Khan, *Chem. Commun.*, 2020, **56**, 273–276.  
90 J. Hossain, J. S. Gopinath, S. Tothadi, P. Parameswaran and S. Khan, *Organometallics*, 2022, **41**, 3706–3717.  
91 S. Abe, Y. Inagawa, R. Kobayashi, S. Ishida and T. Iwamoto, *Organometallics*, 2022, **41**, 874–882.  
92 B. Li, H. M. Weinert, C. Wölper and S. Schulz, *Organometallics*, 2023, **42**, 457–464.

