



Cite this: *RSC Sustainability*, 2025, 3, 4228

Advancements in ammonia-based pretreatment: key benefits and industry applications

Venkatesh Balan, ^{*a} Maedeh Mohammadi^a and Bruce E. Dale ^b

The development of sustainable pretreatment technologies is essential for improving biomass conversion efficiency in second generation biorefineries. This review provides a comprehensive analysis of ammonia-based pretreatment methods, tracing their evolution from early advancements to recent innovations. It highlights advanced technologies such as Ammonia Fiber Expansion (AFEX), Extractive Ammonia (EA), and Compacted Biomass with Recycled Ammonia (COBRA), alongside other approaches, including dilute ammonia, gaseous, and aqueous methods. These pretreatment methods vary in their effectiveness, particularly in lignin removal and lignin carbohydrate complex modification, with most ammonia preserving cellulose while their impact on hemicellulose and lignin range from minimal alterations to extensive removal. The review also explores the integration of ammonia-based pretreatment with biomass densification strategies, emphasizing their role in improving feedstock logistics while maintaining conversion efficiency. Recent innovations in sustainable ammonia production such as electrochemical synthesis and biomass-based processes are discussed, showcasing opportunities to develop environmentally friendly pretreatment solutions. Additionally, the applications of ammonia-pretreated biomass are examined across three key sectors: biofuel production, leveraging enzymatic hydrolysis and fermentation; animal feed, with enhanced digestibility and nutritional benefits; and biomaterial development, including lipid and protein extraction for value-added products. This review offers a comprehensive understanding of ammonia-based pretreatment technologies and their expanding potential in sustainable biorefining applications.

Received 1st February 2025
Accepted 24th May 2025

DOI: 10.1039/d5su00070j

rsc.li/rscsus

^aDepartment of Engineering Technology, Biotechnology Program, Cullen College of Engineering, University of Houston, Sugar Land, TX 77479, USA. E-mail: vbalan@uh.edu

^bDepartment of Chemical Engineering and Materials Science, Department of Energy (DOE) Great Lakes Bioenergy Research Center (GLBRC), Michigan State University, East Lansing, Michigan 48824, USA



Venkatesh Balan

Dr Venkatesh Balan is an Associate Professor in the Department of Engineering Technology at the University of Houston. His research focuses on biomass conversion, algal CO₂ sequestration, and valorization of mushroom waste. He has over 192 publications, 9 patents, and 17,700⁺ citations. Dr Balan received his PhD from IIT Chennai and held positions in Japan and Michigan State University before joining UH in

2017. He has received multiple fellowships and awards, including from JSPS, IAMM, USDA, and UH for research, teaching, and mentorship. He also holds joint appointments in Biomedical, Civil, and Materials Science departments.



Maedeh Mohammadi

Dr Maedeh Mohammadi is a Research Assistant Professor in the Department of Engineering Technology at the University of Houston. With over 15 years of experience in chemical engineering and biotechnology, her research spans biorefinery systems, biomass conversion, carbon capture, and the development of value-added bio-products from waste. She has authored over 120 peer-reviewed publications with 7000⁺ cita-

tions (h-index 37) and mentored numerous graduate students. Dr Mohammadi earned her PhD in Chemical Engineering from the University of Mazandaran and has been recognized among the world's top 2% scientists by Stanford/Elsevier for four consecutive years.



Sustainability spotlight

This review advances sustainable biorefinery through ammonia-based pretreatment technologies that convert agricultural residues into renewable fuels and value-added products. The technology enables efficient processing of biomass while reusing ammonia catalysts, minimizing chemical waste and environmental impact. By establishing integrated biorefinery systems that produce biofuels, animal feed and biomaterials from waste biomass, this work directly supports several UN Sustainable Development Goals: SDG 7 (Affordable and Clean Energy) through the production of renewable fuels, SDG 12 (Responsible Consumption and Production) through circular processing approaches, and SDG 13 (Climate Action) through the reduction of emissions in the transportation sector. These sustainable pretreatment methods are crucial for the development of economically viable biorefineries that meet global energy needs while mitigating climate change.

1. Growing population and fuel security for sustainable living

There is a strong linear relationship between per capita energy consumption and GDP: more energy enables more work, which in turn drives economic growth. Human well-being, as measured by the Human Development Index (HDI), also improves with increasing energy, especially at lower consumption levels, but this benefit plateaus at around 4 kilowatts (kW) per capita. Beyond that point, additional energy yields diminishing returns in human development. If all 8 billion people consumed energy at this saturation level, global energy demand would rise to approximately 32 terawatts (TW) nearly double today's demand of about 19 TW, most of which still comes from fossil fuels.

High energy use has historically fueled prosperity in developed nations. More recently, emerging economies like China and India have increased their energy consumption to improve wealth, education, and health outcomes. However, the global challenge is to expand energy access equitably and sustainably, without locking future development into fossil-fuel dependence.

Despite growing energy use, developing nations still consume far less power per capita and exhibit lower HDI scores than wealthier countries. As developed countries reduce their fossil fuel consumption, any resulting supply surpluses will likely be absorbed by developing nations striving to raise living standards. This continued reliance on fossil energy risks accelerating climate change and worsening environmental degradation. Two major conclusions arise from this situation:

(1) In the absence of scalable renewable alternatives, fossil fuels will be depleted more rapidly as global demand rises.

(2) Fossil fuels are fundamentally inadequate for sustaining long-term human well-being, as their environmental impacts increasingly undermine health, biodiversity, and economic stability.

The fossil-fuel-based economy is inherently unsustainable. Conventional oil production peaked around 2004–2005 at approximately 76 million barrels per day and has since entered a period of irreversible decline—despite trillions of dollars invested to boost supply. Recent production growth relies on unconventional sources such as tight shale oil, deep-water drilling, and tar sands, which are more expensive and environmentally damaging than conventional oil.

For the past century, economic growth has been closely tied to rising oil consumption. Today, the plateau or decline in oil availability presents serious risks to global economic, social, and political stability. Without a fundamental transition to renewable energy sources—such as wind, solar, geothermal, and hydro—these disruptions will likely intensify (Fig. 1). These renewables are critical for delivering the core energy services that sustain modern societies: heat, electricity, and mobility.¹

While renewable technologies can increasingly meet heat and electricity demands, providing sustainable mobility—especially for aviation, shipping, and heavy freight—remains a much greater challenge. Even for light-duty vehicles, studies show that electricity alone is unlikely to meet long-term energy security and greenhouse gas (GHG) targets. By 2050, around 80% of global transportation fuels will still need to come from energy-dense liquid fuels, even with aggressive electrification of the light-duty fleet.

Decarbonizing light-duty transport will require significant shifts: limited travel growth, near-complete electrification of vehicles by 2050, and a largely decarbonized electricity grid. Even if these conditions are met, they may still fall short of achieving an 80% GHG reduction unless low-carbon, lignocellulosic biofuels are integrated into the transportation energy mix. Therefore, relying solely on renewable electricity for mobility is unlikely to succeed without the complementary use of sustainable biofuels.

2. Lignocellulosic biomass and its composition

Lignocellulosic biomass, derived from a variety of plant sources that are abundantly available around the world, holds great potential as a sustainable feedstock for producing liquid



Bruce E. Dale

Dr Bruce E. Dale received his bachelor's (summa cum laude) and master's degrees in chemical engineering from the University of Arizona and his doctorate from Purdue University in 1979. He is University Distinguished Professor Emeritus at Michigan State University and serves as Editor in Chief of Biofuels, Bio-products and Biorefining. He received the Charles D. Scott Award (1996), Sterling Hendricks Award (2007), and is a Fellow of

AIChE, AIMBE, and the National Academy of Inventors. He has over 325 publications, over 50 000 citations, and 63 patents in sustainable fuels and agroenergy systems.





Fig. 1 Biomass composition and bioenergy crop classification. Here, (A) represent plant cell wall components namely cellulose, hemicellulose, lignin and others (extractive and protein), in the same figure how different biomass degrading enzyme act on different polysaccharide linkages are shown; (B) different types of annual, perennial plants and hardwood, softwood trees that are considered as feed stock for producing biofuels and chemicals are shown.

transportation fuels. Recent studies have shown that about 1 billion tons of lignocellulosic material are available annually in the U.S. alone.² Under other assumptions (e.g., massive inputs of nuclear heat and hydrogen to eliminate biomass consumption for heat or electricity in the biorefinery) the amount of available biomass increases several folds. Availability of cellulosic biomass is therefore unlikely to limit the production of biofuels. These plant materials can be classified into two main categories: Gymnosperms and Angiosperms. Gymnosperms include species that bear cones, such as softwoods like pine, spruce, fir, and cedar, while Angiosperms consist of species that bear flowers (Fig. 1). Angiosperms are categorized into monocots and dicots. Monocots include grasses such as corn, rice, wheat, sugarcane, switchgrass, orchard grass, miscanthus, and sorghum. Dicots, on the other hand, consist of hardwood trees like willow and poplar, as well as herbaceous flowering plants such as soybean, alfalfa, and tobacco.³

While all bioenergy plants contain cellulose (30–50%), hemicellulose (15–30%), lignin (13–28%), and ash (3–15%), the

relative amounts of these components vary significantly among species. For instance, the secondary cell wall of dicots typically consists of Type I primary cell walls, primarily composed of xylan with minimal arabinoxylan and a small proportion of mannan. In contrast, monocots feature Type II primary cell walls that are predominantly made of glucuronarabinoxylan, which are hydrogen-bonded to cellulose microfibrils.⁴ Lignin, a complex phenolic polymer, is primarily made up of three monolignols: syringyl (S), guaiacyl (G), and *p*-hydroxyphenyl (H). Hardwood species, which are herbaceous dicots, predominantly consist of S- and G-units with minimal H-units. In contrast, grasses and other monocots contain similar levels of S- and G-units but exhibit considerably higher concentrations of H-units compared to dicots or gymnosperms.⁵ Grasses also have ester linkages, such as feruloyl or arabinose residues, between the lignin polymer and hemicellulose, while hemicelluloses in some species are connected by di-ferulate ester linkages.⁶

The varying structural components and linkages in plant cells mean that different species respond to pretreatment



processes in distinct ways. In general, grasses with glucuronarabinoxylan ester linkages tend to respond favorably to ammonia pretreatment.⁷ However, not all grass species behave in the same manner. For example, corn stover, which contains a higher concentration of glucuronarabinoxylan, exhibits greater sugar conversion during enzymatic hydrolysis after ammonia pretreatment, while miscanthus, which has a lower amount of glucuronarabinoxylan in its cell walls, results in relatively lower conversion rates.⁸ These variations highlight the importance of considering species-specific characteristics when selecting plant feedstocks for biofuel production, as different pretreatment methods will yield different efficiencies based on the plant's inherent structural makeup.

3. Petrochemical *versus* bioderived products

Commerce has long been recognized as a key driver of trade and economic development, leading to greater wealth and opportunities for human advancement. Currently, commerce is almost entirely reliant on high-energy-density liquid fuels, which are predominantly derived from petroleum. As a result, much of human wealth and development opportunities are tied to petroleum consumption. Securing renewable, sustainable liquid fuels is therefore a critical priority in the transition to renewable energy. Among the available sources of renewable liquid fuels, non-food plant matter, or cellulosic biomass, stands out as the largest and most cost-effective raw material.

Plant biomass offers several significant advantages over other renewable sources, such as solar, wind, and hydro, for storing solar energy. First, plants serve not only as collectors of solar energy but also as energy storage systems. In contrast, storing electricity generated from solar and wind energy is both expensive and challenging. Second, most of the solar energy captured by plants is stored in carbon-carbon and carbon-hydrogen bonds, which are the very chemical bonds that form the basis of current liquid fuels. Third, when harnessed correctly, plant biomass can provide a host of important environmental and social benefits, such as improved water quality, enhanced biodiversity, carbon capture and sequestration in soils, and rural economic development.

Unfortunately, these potential environmental services provided by plant biomass are often overlooked by the public, policymakers, academics, and non-government organizations (NGOs). This aspect, however, warrants further exploration in another article. Therefore, the conversion of cellulosic biomass into liquid fuels is a key area of focus for research, development, and deployment.

In a fossil fuel-based economy, natural resources rich in carbon, such as crude oil, coal, and natural gas, are extracted from the earth, processed, and used in various applications. The combustion of these fossil fuels releases substantial amounts of carbon dioxide (CO₂), a GHG responsible for global warming and the resulting rise in global temperatures. This temperature increase leads to the melting of glaciers in the Arctic, raising sea levels and potentially inundating vast areas of

habitable land. In contrast, when biofuels derived from plants are used, the carbon dioxide emitted during combustion is reabsorbed by plants, which then use it for subsequent biofuel production.

There are two primary pathways for producing liquid fuels from cellulosic biomass. The thermochemical platform, like oil refining, relies primarily on heat and chemical catalysts to convert biomass into fuels. The second pathway is the biochemical or sugar platform, which focuses on extracting sugars from biomass. These sugars are then converted into fuels using microbial and/or chemical catalysts. Hybrid approaches that combine both thermochemical and biochemical methods are also being actively developed. This paper focuses on the sugar platform, with detailed explanations of biofuel production from sugar plants provided in the following section.

Ethanol continues to dominate U.S. biofuel production, primarily derived from corn. According to the EIA's Annual Energy Outlook 2020, ethanol production is projected to remain relatively stable through 2050, comprising most of the total biofuel output at roughly 0.8–1.0 million barrels per day. While biodiesel and other biofuels are expected to see modest growth, their combined production volumes remain significantly smaller than ethanol throughout the projection period. The graph shows a historical increase in biofuel production from 2010 to 2020, followed by a relatively flat trajectory through 2050, suggesting that the rapid growth seen in the early 2000s has largely stabilized. The total U.S. biofuel production is projected to reach approximately 1.3–1.4 million barrels per day by 2050, with ethanol maintaining its position as the predominant biofuel (Fig. 2B).⁹ These targets reflect ongoing efforts to diversify biofuel sources, reduce reliance on corn ethanol, and expand the role of renewable fuels like cellulosic ethanol and renewable natural gas.

Beyond biofuels, there is a growing interest in the use of fractionated biomass components for thermochemical conversions to produce a wide range of chemicals and materials. Effective fractionation of biomass is critical to maximize the value of the individual components—cellulose, hemicellulose and lignin. It is particularly important to maintain the structural integrity of lignin during fractionation, as this significantly affects its potential for subsequent utilization. In contrast to acidic pretreatments, where lignin can be degraded by condensation reactions,¹⁰ ammonia-based processes often preserve the native bonds of lignin, making it easier to depolymerize into valuable aromatic compounds and platform chemicals.

The lignin obtained from ammonia-based fractionation processes, in particular pretreatment with Extractive Ammonia (EA), can be further processed into high-value products such as aromatic monomers (*e.g.* vanillin, syringaldehyde), polymeric materials, carbon fibers and specialty chemicals. This represents a significant advance over conventional biorefinery concepts, where the lignin is often underutilized for low-value applications such as combustion for heat and power generation. By developing integrated biorefinery concepts that utilize all biomass components, the economic and environmental sustainability of these processes can be significantly improved.





Fig. 2 Advantages of biofuels and its future production potential. Here, (A) comparison of crude oil-based economy and biofuels-based economy is provided; (B) U.S. production projections of ethanol, biodiesel, and other biofuels from 2010 to 2050, showing historical data through 2020 and forecasted gradual growth to 1.4 MMb d⁻¹ by 2050. Source: U.S. Energy Information Administration, *Annual Energy Outlook 2020* (<https://www.eia.gov/outlooks/aeo/>).

The evolution from petroleum refineries to integrated biorefineries represents a major shift in manufacturing. While current commercial applications are primarily focused on ethanol, ammonia-based pretreatment technologies enable effective biomass fractionation for multiple product streams. This approach, extracting fuels from carbohydrates and value-added chemicals from lignin, improves economic viability while reducing environmental impact, thus meeting both the principles of the circular economy and the growing demand for sustainable alternatives to petrochemical products.

4. Bio-refinery concept

Like chemical refineries, which process crude oil obtained from fossil resources into various fuels (such as petroleum and diesel), chemicals (like benzene, toluene, and naphthalene used in materials production), and tar (a byproduct left after refining

crude oil into these products), a biorefinery uses bio-based materials, such as agricultural, forest, and municipal solid waste and also purpose-grown crops (“energy crops”), to produce fuels and chemicals.¹¹ These bio-based materials are abundant and renewable, offering a reliable feedstock for a sustainable energy future. The concept of the first-generation biorefinery emerged a few decades ago, focusing on processing food-grade materials into fuels such as ethanol and byproducts like molasses and distillers’ grains.¹² These refineries are particularly prevalent in countries like Brazil (using sugar cane), the United States (using corn), the European Union (using wheat and sugar beet), and Southeast Asia (using cassava, sorghum, and sweet potatoes). However, the use of food-grade materials for fuel and chemical production has sparked significant controversy,¹³ especially given that many people in underdeveloped and developing countries suffer from hunger and lack access to sufficient food.

This controversy has prompted a shift in focus toward inedible feedstocks—such as corn stover, wheat straw, and other agricultural residues—as alternatives for fuel and chemical production. In response, various government agencies have increased funding for research projects aimed at developing second-generation biorefinery technologies that can produce fuels, chemicals, animal feed, and biomaterials from these non-food resources.¹⁴ Bio-based technologies offer a pathway to sustainable development, defined by the Brundtland Commission as development that meets the needs of the present generation without compromising the ability of future generations to meet their own need.¹⁵ In comparison to fossil fuel-based technologies, sustainable development encompasses not only environmental protection but also economic and social development, which can benefit society at large. Certain agricultural products contain free sugars—like sucrose in sugar beets and sugarcane—that require minimal processing to produce fuels and chemicals. Other feedstocks,¹⁶ such as corn, wheat, cassava, and sweet potatoes, contain starch, a combination of the linear polysaccharide amylose and the branched polysaccharide amylopectin. These starches consist of 4000–8000 glucose monomers linked by α -1,4-glycosidic bonds and must be hydrolyzed by industrial enzymes (α -amylase and gluco-amylase) to release free sugars that can be fermented by microbes, such as bacteria or yeast, into fuels and chemicals.¹⁷

In contrast, lignocellulosic biomass, which comprises a complex network of cellulose, hemicellulose, and lignin, poses additional challenges. Cellulose is a linear polysaccharide composed of 7000–15,000 glucose monomers linked by β -1,4-glycosidic bonds, and it is typically found in agricultural residues. Hemicellulose, a branched polysaccharide, contains 500–3000 sugar monomers such as xylose, mannose, galactose, rhamnose, and arabinose.¹⁸ Lignin is an aromatic polymer with over 10 000 units, primarily made from phenylpropanoid building blocks such as *p*-coumaryl alcohol, coniferyl alcohol, and sinapyl alcohol. To convert cellulose into fermentable sugars, industrial enzymes like cellulase (a mixture of cellobiohydrolase I, cellobiohydrolase II, and β -glucosidase) are employed. Hemicellulose is broken down using enzyme mixtures like hemicellulase, which includes xylanases, β -



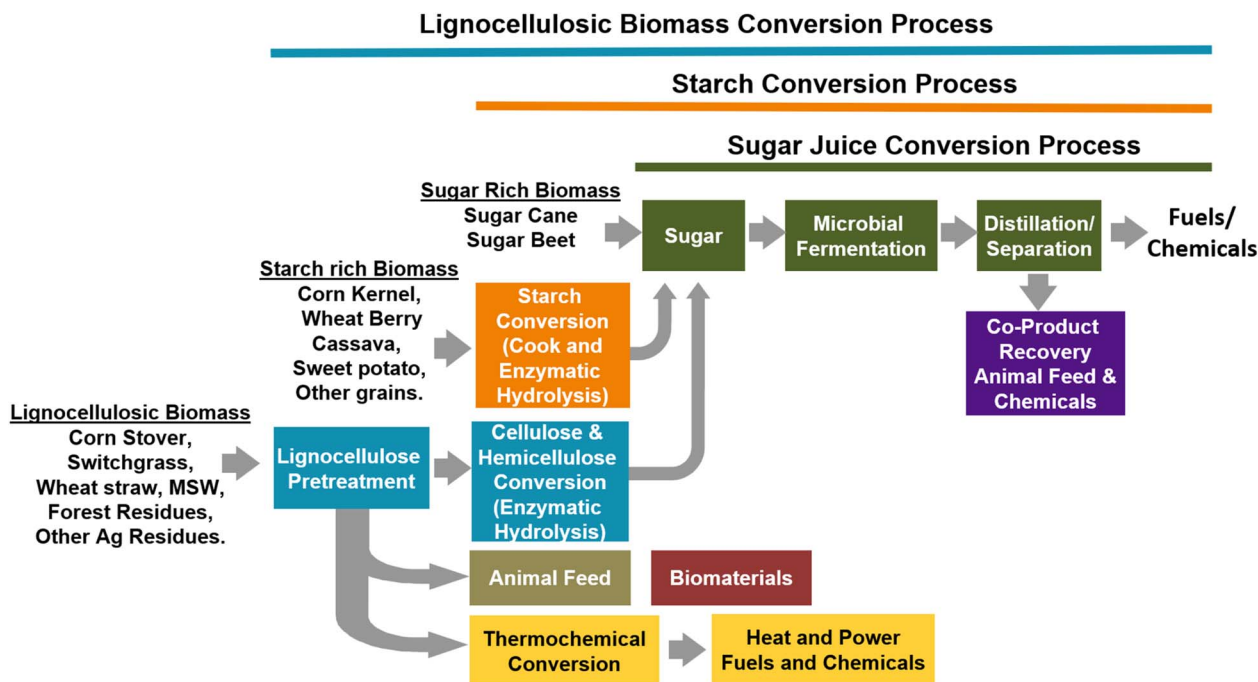


Fig. 3 Process flow diagram of converting bio-based feedstock into fuels and chemicals. Both first generation (using sugar and starch rich biomass) and second generation (using lignocellulosic biomass) unit operations are described here.

mannanases, α -arabinofuranosidases, α -glucuronidases, β -xylosidases, and acetyl xylan esterases.¹⁹

Lignocellulosic biomass is highly recalcitrant, meaning it resists degradation to simple sugars. As such, chemical pretreatment is necessary to break open the plant cell wall, making cellulose and hemicellulose more accessible to biomass-degrading enzymes. This pretreatment enhances the breakdown of these complex polymers into monomeric sugars, which can then be fermented into fuels and chemicals. The process flow diagrams for both first-generation and second-generation biorefineries, showing how fuels and chemicals are produced from these feedstocks, are presented in Fig. 3.²⁰

5. Biomass pretreatment

The sugar platform, as a key component of biofuel production, relies on the biological deconstruction of plant biomass using enzymes followed by fermentation using different native and genetically modified organisms. While such deconstruction occurs naturally, the rate and sugar yields in nature are far below what is required for commercial viability. This highlights the importance of preprocessing cellulosic biomass to enhance both the rate and yield of sugars. This preprocessing step, known as “pretreatment”, has been a focal point of research for over a century. Numerous pretreatment approaches have been explored, although only a few have scaled beyond laboratory settings.

To compete with the highly efficient petroleum fuel system, biofuels must achieve cost-effectiveness while providing long-term prosperity and contributing to environmental services such as a stable climate. The question arises: What can we learn

from the history of petroleum refining to guide biofuel development? Petroleum refining primarily faces three major cost centers: (1) feedstock or raw material costs (typically accounting for 60–70% of the total cost of producing fuels and commodity chemicals), (2) capital equipment costs (upfront investment), and (3) operating costs, including utilities, chemicals, and other supplies. Feedstock costs are the dominant factor in the cost structure of refining and, similarly, will play a major role in the cost of biofuel production.

Pretreatment significantly influences sugar yield, concentration, and rate. The impacts of these factors on feedstock costs, capital costs, and operational costs are critical in the development of a biofuel production system. The key parameters to consider in pretreatment are: (i) yield, defined as the amount of sugars (both monomeric and oligomeric) obtained per kilogram of dry, untreated biomass at a specific catalyst loading; (ii) concentration, which refers to the quantity of sugars per liter of the hydrolysate solution; and (iii) rate, representing the speed at which sugars are produced per liter of hydrolysate per hour. These parameters are crucial for determining how efficiently biofuels can be produced from biomass, as they directly affect overall costs and efficiency.

Sugar yield, particularly from untreated biomass, is considered the most important measure of pretreatment effectiveness. Unfortunately, sugar yield is often either unreported or ambiguously measured. Maximizing sugar yield minimizes feedstock costs (more product per unit of biomass), but it also reduces capital and operational costs. High yields mean less equipment is required to process the biomass and less energy is needed during the conversion process. In addition to yielding sugar concentration (the amount of sugar per unit volume of



hydrolysate) plays a critical role. High sugar concentrations enhance the efficiency of downstream processes, including the separation of sugars and the conversion of sugars into fuels. This, in turn, reduces utility costs and the need for large reactors, making concentration or sugar titer a vital focus of pretreatment research.

The plant cell wall's natural recalcitrance—its resistance to degradation—has evolved as a defense mechanism against pathogens. However, this same recalcitrance becomes a significant barrier when we attempt to convert plant biomass into valuable biofuels. Overcoming this barrier is the central challenge in biomass pretreatment. Numerous studies have explored methods to break down this recalcitrance, with many reviews summarizing advances in this area.^{21–23} Researchers have categorized pretreatment methods into three broad types: (i) physical, (ii) chemical, and (iii) biological.

Physical pretreatments involve mechanical processes aimed at reducing biomass particle size, which can be energy intensive. Techniques such as disk milling, chipping, ball milling, hammer milling, and biomass extrusion are commonly used. Though these methods alone may not suffice, they are often used in conjunction with chemical pretreatments to enhance biomass processability. Chemical pretreatments use various chemicals to disrupt the cell wall. These include acidic, neutral, and alkaline conditions. Acidic pretreatment typically involves the use of mineral acids (*e.g.*, H₂SO₄, HCl) or organic acids (*e.g.*, acetic, oxalic) to solubilize hemicellulose into monomeric sugars such as xylose, arabinose, and galactose, while leaving cellulose largely intact for enzymatic hydrolysis. The major disadvantage of acidic pretreatment, especially mineral acids, is the formation of degradation products like 5-hydroxymethylfurfural (HMF), furfural, and phenolic lignin, which can inhibit subsequent processes such as enzymatic hydrolysis and fermentation. Expensive detoxification methods are required to remove these toxic byproducts from the sugar streams. Neutral pretreatment processes, such as ionic liquids, ozonolysis, wet oxidation, and organosolv, have shown promise.²⁴ However, these methods often face challenges, including high costs associated with the chemicals used (*e.g.*, ionic liquids) and the difficulty of recovering solvents that are miscible with water.²⁵

Alkaline pretreatment offers several advantages: it operates under milder conditions, selectively removes lignin, and creates a more porous biomass, thus increasing the surface area available for enzymatic action. Common alkaline catalysts include ammonia (dilute, gaseous, and liquid forms), NaOH, KOH, and H₂O₂. This method enhances the efficiency of subsequent enzymatic hydrolysis by breaking down lignin without significantly degrading carbohydrates. Biological pretreatment employs white rot or brown rot fungi, which decompose the biomass in a mild, low-temperature process compared to chemical pretreatments. While this approach is less energy-intensive, it is time-consuming, often taking a week to 10-days to achieve meaningful biomass modification, which adds capital costs to the processing. The progress of pretreatment technologies is crucial for advancing biofuel production from biomass, and the appropriate choice of pretreatment strategy depends on the specific feedstock, cost considerations,

and the desired product. Advances in pretreatment technologies will significantly enhance the efficiency, sustainability, and scalability of biofuel production systems.

5.1 Advantages of alkaline over acidic pretreatment

The acidic pretreatment process is widely recognized for its ability to hydrolyze most of the hemicellulose fraction in lignocellulosic biomass, and under certain conditions, it can also hydrolyze a portion of cellulose into monomeric sugars. This results in the production of two distinct sugar streams—one rich in monomeric sugars derived from hemicellulose and another with sugars derived from cellulose. However, the acidic conditions during pretreatment also lead to the unavoidable formation of degradation products such as HMF, furfural, and formic acid. These by-products are known to be inhibitory to downstream processes, including enzymatic hydrolysis and microbial fermentation. On the other hand, alkali pretreatment processes differ significantly in their impact on the biomass structure and the resulting products. In contrast to acid pretreatment, alkali processes primarily serve to remove lignin from the biomass while leaving the cellulose and hemicellulose fractions largely intact.²⁶

Alkali treatment works through the cleavage of ester linkages that connect phenolic and aliphatic acids, a process that occurs *via* nucleophilic acyl substitution of ester bonds. This results in the formation of carboxylic salts and alcohols, which further helps in reducing the lignin content of the biomass. At elevated temperatures and in the presence of strong alkali agents such as sodium hydroxide (NaOH), the lignin matrix, which is composed of ether bonds connecting lignol units, undergoes catalytic cleavage. This reaction plays a critical role in disrupting the biomass structure, making it more amenable to subsequent processing steps. The alkali pretreatment also causes the lignocellulosic material to swell, which leads to an increase in internal surface area, a reduction in the degree of polymerization, a decrease in crystallinity, and a disruption of the structural linkages between lignin and carbohydrates.²⁷

The removal of lignin and partial removal of xylan from the biomass through alkali pretreatment have significant advantages in enhancing the digestibility of cellulose during enzymatic hydrolysis. However, some soluble lignin fractions, which contain phenolic acids, aldehydes, catechol, and vanillin, are released during the process. These soluble compounds can inhibit the efficiency of enzymes during hydrolysis and inhibit microorganisms during fermentation.²⁸ While the removal of soluble lignin improves the digestibility of cellulose, it also results in the loss of some soluble hemicellulose sugars. This sugar loss can be minimized when using volatile alkalis, such as ammonia, which are less likely to lead to the loss of valuable hemicellulose sugars during liquid stream separation.

5.2 Unique properties of ammonia as pretreatment catalyst

Almost all catalysts used in the pretreatment process are water-miscible and tend to become embedded within the biomass. While some catalysts are relatively inexpensive and do not require recovery, they necessitate neutralization with either acid



or base post-pretreatment to bring the biomass to a pH of 5, which is optimal for enzyme hydrolysis. This neutralization step results in the formation of salts, which must be removed when reusing water in subsequent operations within the biorefinery (Fig. 4). In certain pulping processes that involve high concentrations of caustic substances, most of the catalyst is recovered by an expensive high-temperature kiln, in compliance with environmental regulations. However, the use of ammonia as a catalyst presents several advantages and can address many of these challenges.

Ammonia, a volatile alkali, can be recovered and reused after pretreatment, which helps to mitigate issues related to salt formation and the presence of residual catalysts. The recovery process involves the use of compressors and condensers, with approximately 97% of the ammonia being recoverable and reusable. Less than 3% of the ammonia reacts with biomass during pretreatment, incorporating into the biomass as amides.

Although the ammonia recovery process incurs additional costs, it improves the efficiency of downstream processes such as enzyme hydrolysis and microbial fermentation, compared to other pretreatment methods where the catalyst remains with the biomass^{29,30} (Fig. 4B). In addition to catalyst recovery, ammonia pretreatment offers several other notable advantages:

- Exothermic reaction: ammonia reacts exothermically with moist biomass, generating heat that can instantly elevate the biomass temperature during pretreatment. For instance, when biomass with 40% moisture content is exposed to ammonia at a weight ratio of 1:0.6 (ammonia to biomass loading), the temperature can reach 140 °C within minutes. This rapid heat generation is advantageous because biomass is typically a poor conductor of heat, and this reaction helps to avoid the need for expensive heating systems in the pretreatment reactor.³¹

- Flexibility in ammonia forms: ammonia can be used in various forms—dilute ammonia in water, concentrated gaseous



Fig. 4 Here, (A) the concept of recovery and re-using ammonia as a catalyst during pretreatment; (B) upstream and downstream processing steps in a bio-refinery, advantages and disadvantages of using volatile ammonia and non-volatile alkali are tabulated.





Fig. 5 Different allomorph of cellulose, how they are generated, and their properties are shown. Here, (A) shows conditions at which different allomorphs of celluloses are formed; (B) three different allomorphs of cellulose conversion when using commercial enzyme enzymes; (C) enzyme binding patterns for cellulose I and cellulose II; (D) X-ray diffraction pattern for four different allomorphs of cellulose.

ammonia, or liquid anhydrous ammonia—depending on the specific pretreatment requirements. The concentration of ammonia and the conditions of the process significantly influence the digestibility of the biomass.³² This flexibility also allows for the effective removal of solubilized lignin, enhancing the overall pretreatment efficiency.

- **Modification of cellulose crystallinity:** ammonia has the unique ability to alter the crystallinity of cellulose from its native form (cellulose I) to a more digestible allomorph form (cellulose III). This change in crystallinity occurs depending on the concentration of ammonia used during pretreatment.³³ Cellulose III is hydrophilic and exhibits reduced binding capacity with biomass-degrading enzymes compared to native cellulose I, thus improving enzyme accessibility and increasing biomass digestibility.³⁴

The ability of ammonia to modify cellulose crystallinity distinguishes it from other chemicals, such as NaOH and ionic liquids, which can convert cellulose I to cellulose II, and phosphoric acid, which can convert cellulose I to amorphous cellulose (Fig. 5A).³⁵ Fig. 5B shows the cellulose conversion efficiency, where AC (amorphous cellulose) shows the highest conversion rate, followed by cellulose III, while cellulose I shows the lowest conversion efficiency. Fig. 5C demonstrates enzyme binding patterns, where cellulose I exhibits higher enzyme binding compared to cellulose III, explaining cellulose III's

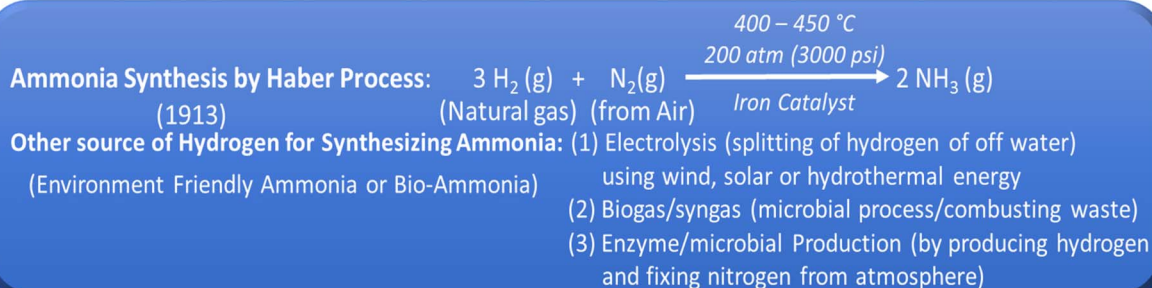
enhanced digestibility as less enzyme becomes bound to the surface. Fig. 5D presents X-ray diffraction patterns for four cellulose allomorphs (I_β, II, III_I, and III_{II}), with their distinct peak patterns revealing the unique crystalline structures that directly influence their physical properties and digestibility characteristics. These structural modifications are crucial for applications in biofuel production and biomass conversion processes.

5.3 Producing ammonia using renewable resources

Fritz Haber revolutionized the production of ammonia in 1908 by developing a process that involved reacting hydrogen and nitrogen at temperatures between 400–450 °C and pressures of 200 atm (approximately 3000 psi) in the presence of an iron catalyst. This reaction produced gaseous ammonia, which was then cooled and condensed into liquid ammonia. The high temperature was necessary to ensure fast reaction kinetics, while the high pressure was required to achieve high conversion rates. In recognition of this groundbreaking invention, Haber was awarded the Nobel Prize in Chemistry in 1918 (Scheme 1).

Subsequently, BASF acquired the patent for this process, and Carl Bosch successfully scaled it up, earning the Nobel Prize in 1931 for his contributions. The ammonia synthesis process was eventually named the Haber–Bosch process.³⁶





Scheme 1 Ammonia synthesis using Haber process and other environmentally friendly method of producing ammonia or bio-ammonia.

Today, approximately 88% of the ammonia produced through this process is used to produce nitrogen fertilizers, including urea, ammonium sulfate, ammonium nitrate, and ammonium carbonate. This innovation played a crucial role in increasing agricultural productivity, contributing to the global population's ability to thrive and dominate the planet. The widespread availability of nitrogen fertilizers has significantly transformed agriculture and food production. Presently, around 110 million tons of nitrogen fertilizer are produced annually to meet global demands.³⁷ Beyond fertilizers, ammonia is an essential industrial chemical used in the production of various compounds and products. These include hydrazine (used in the Olin Raschig process and the peroxide process), hydroxylamine, ammonium carbonate, amino acids (*via* the Strecker amino-acid synthesis), acrylonitrile (produced through the Sohio process), and applications in cleaning, microbial fermentation (as a nitrogen source), and antimicrobial agents for food products. Ammonia also plays a vital role in refrigeration, the scrubbing of sulfur dioxide (SO₂) from fossil fuel combustion, as well as in fuel for internal combustion engines, textiles (such as mercerization), woodworking (where it reacts with tannins in wood to cause color changes), and lifting gases in industrial processes.

Historically, the production of ammonia required hydrogen derived from fossil resources like crude oil, natural gas, or coal, and nitrogen was extracted from the air, which consists of 78% nitrogen. As a result, the Haber–Bosch process was not considered a renewable or sustainable method for ammonia production. However, in recent years, several novel technologies have been developed to produce “green” ammonia with electrochemical synthesis and biomass-based production being the primary approaches.³⁸

5.3.1 Electrochemical synthesis. Electrochemical ammonia offers a promising alternative to conventional methods by directly converting nitrogen and water into ammonia under ambient conditions using renewable electricity. The process involves water electrolysis to generate hydrogen, followed by an electrochemical nitrogen reduction reaction (eNRR) at the cathode. A significant advantage of this approach is its operation at room temperature and atmospheric pressure, contrasting with the energy-intensive Haber–Bosch process. Current electrochemical ammonia synthesis technologies, while promising, have not yet reached the production scale required for

commercial biorefinery operations. Challenges remain, including low faradaic efficiency, the need for cost-effective and efficient electrocatalysts, and the competition from hydrogen evolution reactions in aqueous solutions. The stability of nitrogen molecules and the development of selective catalysts for nitrogen activation are critical areas requiring further research.^{38,39}

5.3.2 Biomass-based ammonia production. Biomass-based ammonia production can be achieved through several key pathways. Gasification converts biomass into syngas, from which hydrogen is extracted and fed into the Haber–Bosch process, though it requires high energy input and efficient purification. Electrochemical conversion uses biomass-derived hydrogen from thermochemical or biological processes for nitrogen reduction, offering a fossil-free alternative but facing scalability challenges. Biological nitrogen fixation leverages nitrogen-fixing bacteria to produce ammonia using biomass-derived energy, providing an eco-friendly option with low yields. Pyrolysis thermally decomposes biomass to generate biochar, bio-oil, and syngas, with ammonia recoverable from volatile fractions, though yields vary by feedstock.³⁸ These sustainable approaches aim to produce ammonia using renewable energy sources and environmentally friendly feedstocks, eliminating carbon emissions associated with conventional production. Several companies in U.S. and abroad are now actively working to implement these renewable technologies to produce ammonia locally using available resources. These initiatives have the potential to reduce production costs and promote sustainable ammonia production. Some of these companies include:

- NH₃ Canada (<http://www.nh3canada.com>): this company produces ammonia from air and water using energy derived from wind power. They have developed a modular system, the NH₃ 500 Standalone Fuel Synthesizer, which has a production rate of 20 L h⁻¹.

- Monolith (<https://monolith-corp.com>): this is a U.S.-based clean energy company, produces ammonia using its innovative methane pyrolysis process. This method splits natural gas into solid carbon and hydrogen without emitting carbon dioxide. Hydrogen is then used to produce ammonia through a traditional Haber–Bosch process. Monolith's facility has a production capacity of approximately 14 000 metric tons of ammonia annually.



• Yara International (<https://www.yara.com>): this company produces green ammonia using renewable energy-powered electrolysis to extract hydrogen from water, which is then combined with nitrogen through the Haber–Bosch process. Yara operates Europe's largest green ammonia facility in Porsgrunn, Norway, and has plans to scale up production to over 500 000 metric tons annually to support sustainable agriculture and shipping fuels.

• TalusAg (<https://www.talusag.com>): this company focuses on producing green ammonia locally using renewable energy in regions like sub-Saharan Africa. The company employs a process that uses renewable energy-powered electrolysis to produce hydrogen from water, which is combined with nitrogen from the air *via* the Haber–Bosch process. TalusAg's pilot system in Kenya has demonstrated its feasibility, with the capacity to reduce fertilizer costs by 20–30% while addressing food security challenges. The company aims to scale up its production capabilities to meet the growing demand for sustainable fertilizers in the region.

Other companies such as Starfire Energy, AmmPower, Siemen Energy and Topsoe are pioneering renewable ammonia production companies using green hydrogen with project in Europe and Australia. These companies are paving the way for more localized, sustainable ammonia production methods, which could reduce the reliance on fossil fuels and contribute to a greener, more sustainable future for ammonia and fertilizer production.

5.4 Different ammonia-based pretreatment approaches

Due to the reversible nature of ammonia's interaction with moist biomass, ammonia catalysts can be recovered and reused. This characteristic has led various researchers to explore ammonia as a viable pretreatment for biomass, offering a potential edge over other thermochemical methods that use non-recyclable catalysts. For several decades, farmers in countries like China have utilized ammonia to treat alfalfa or orchard grass hay, enhancing its fiber digestibility for animal feed. The process involves stacking bales of hay in a pit, injecting 3–4 g of ammonia per 100 g of dry biomass, and covering them with tarpaulin. The hay is allowed to stand at ambient temperature for 6–8 weeks. This process can increase fiber digestibility by 10–35%, eliminate mold spoilage, and increase the nitrogen content of the biomass by 5–10%. However, the method has several drawbacks, including a slow treatment process, inability to recover from ammonia, and the resultant ammoniated biomass being inferior to traditional high-quality animal feeds. Below is a detailed exploration of different ammonia-based pretreatment methods.

5.4.1 Fiber separation in pulping. In the early 1970s, the pulp and paper industry attempted to use ammonia to improve the chemi-mechanical pulping process. Wood was treated with ammonia at temperatures between 90–100 °C and pressures ranging from 300–700 psi, in a method known as ammonia explosion pulping. Despite its promise, this process failed to achieve efficiency comparable to other pulping methods, such as those using NaOH, NaOH/H₂O₂, or chlorite, and thus did not gain widespread adoption.⁴⁰

5.4.2 Ammonia treatment for biofuel application. In the 1980s, concentrated ammonia (>30% NH₄OH) was employed to pretreat hay under pressure (1.137–1.241 MPa or 165–180 psi) and at around 25 °C for 30 minutes. The pressure was then explosively released, yielding a material more digestible for animal feed. Initially called ammonia freeze explosion, the process evolved into ammonia fiber explosion, later renamed ammonia fiber expansion (AFEX). This method significantly improved biomass digestibility but faced challenges with scalability and cost-effectiveness.⁴¹

5.4.3 Supercritical ammonia treatment. Researchers investigated the use of ammonia in its supercritical or near-supercritical state to treat agricultural residues and hardwood chips.⁴² At temperatures exceeding 132.4 °C and pressures above 11.28 MPa (1636 psi), ammonia was expected to enhance digestibility. However, the process proved economically unfeasible due to the high operational pressures required and was never commercialized.

5.4.4 Ammonia recycle percolation (ARP) process. The ARP process involves a fixed-bed reactor operated in flow-through mode, treating herbaceous and hardwood biomass with dilute ammonium hydroxide. Typical conditions include 10–15% ammonium hydroxide, temperatures of 150–210 °C, and pressures around 2.3 MPa (340 psi). This method can remove up to 80% of lignin from biomass, but drawbacks include the loss of over 50% of hemicellulose, energy-intensive.

5.4.5 Soaking in aqueous ammonia (SAA) process. In this method, agricultural residues are soaked in 15–30% ammonia at temperatures ranging from 30–80 °C for extended periods (4–24 hours). This treatment efficiently removes 60–70% of lignin. However, the long reaction times and high liquid throughput make the process economically unviable for large-scale commercialization.^{43–45}

5.4.6 Low liquid ammonia (LLA) process. The LLA process requires a lower ammonia-to-biomass ratio (1 : 0.2–5.0 w/w) and operates at ambient temperature and pressure for an extended period (4–12 weeks). While ammonia usage is lower compared to ARP and SAA methods, sugar conversion rates are relatively low, with only 73% glucan and xylan conversion from untreated material. This process's long duration still limits its commercial viability.⁴⁶

5.4.7 Low-moisture anhydrous ammonia (LMAA) process. The LMAA process is a three-step method, involving ammoniating at ambient conditions, pretreatment at 40–150 °C for 72–96 hours, followed by the evaporation and recovery of excess ammonia. The optimal conditions involve a solid-to-liquid ratio of 1 : 0.1, pretreatment at 80 °C for 84 hours. This process allows for efficient pretreatment but requires significant energy for ammonia recovery.⁴⁷

5.4.8 Dilute ammonium hydroxide pretreatment. This pretreatment process involves contacting biomass with aqueous ammonia at concentrations below 12% relative to dry biomass weight, while maintaining high solids concentration (at least 15% relative to mixture weight). The process operates at temperatures from 4–200 °C, with optimal ranges of 75–150 °C. While additional bases like NaOH, Na₂CO₃, KOH, or calcium



compounds can be included, the total base concentration including ammonia should stay below 20%. The process demonstrates advantages from ammonia's ability to partition between liquid and vapor phases, allowing better biomass penetration at lower concentrations.⁴⁸

5.4.9 Conventional batch AFEX process. The batch AFEX process utilizes a high-pressure stainless steel reactor system, where biomass is treated with anhydrous or gaseous ammonia at varying ratios (0.6 : 1 to 2 : 1) and moisture content (30–80%). The treatment occurs at temperatures between 80–140 °C for 10–60 minutes (Fig. 6A). After pretreatment, pressure is released, and the biomass is transferred to a tray to remove residual ammonia. In an industrial setting, the released ammonia can be compressed and reused, although the process requires additional energy for ammonia condensation, which increases operational costs.⁴⁹

5.4.10 Gaseous ammonia pretreatment using packed bed reactor system. The use of gaseous ammonia for biomass pretreatment offers several advantages. Firstly, since there is no phase change, the energy required to recover and reuse ammonia is lower. Secondly, most of the ammonia that exits the pretreatment reactor can be efficiently recovered by passing it through a condenser to remove the water. A tubular reactor system developed by the Michigan Biotechnology Institute (MBI) now called Michigan State University Biotechnology Institute (MSUBI) in Lansing, MI, utilizes this approach, where multiple reactors are placed next to each other and loaded with moist biomass.⁵⁰ Ammonia is introduced at the bottom of the first reactor in a typical ammonia-to-biomass ratio of 0.6 : 1. An exothermic reaction occurs when ammonia reacts with water, generating instant heat and maintaining the reaction temperature for 30 to 60 minutes (Fig. 6B). Once the reaction is complete, the pressure in the first reactor is released, allowing ammonia to flow into the second reactor, which is also filled with biomass. As approximately 2–3% of the ammonia is consumed during pretreatment, additional ammonia is added to the second reactor to maintain the desired ratio. Residual ammonia adsorbed to the biomass in the first reactor is stripped with steam, recovered *via* a condenser and compression system, and reused in subsequent cycles.⁵¹

5.4.11 Extractive ammonia (EA) pretreatment. Lignin, a recalcitrant aromatic polymer in plant cell walls, can significantly hinder enzymatic breakdown by irreversibly binding to enzymes. The phenolic degradation products generated during pretreatment also pose challenges for fermentation. The EA process was developed to address these issues by removing solubilized lignin and its degradation products (Fig. 6C). This can be achieved either using ammonia alone or in combination with an organic solvent. To facilitate lignin removal, the ammonia-to-biomass ratio is increased from 3 : 1 to 6 : 1, which also raises the liquid-to-solid ratio. This process typically operates at temperatures between 90–140 °C, with a very low biomass moisture content (5–10%).³¹ The solubilized lignin is separated as a liquid stream and can be recovered by evaporating the ammonia into its gaseous form. This gas is then condensed and compressed back into liquid ammonia for reuse in future pretreatment cycles. The extracted lignin can be

fractionated into several streams, potentially providing additional revenue for the biorefinery when this technology is commercialized.

The lignin recovered from EA pretreatment has distinct structural characteristics that influence its potential for valorization. In contrast to lignin from acidic pretreatments, which often undergoes condensation reactions leading to recalcitrant C–C bonds, EA-extracted lignin retains largely native β -O-4 linkages that are more susceptible to depolymerization. Studies have shown that this preserved structure enables more efficient catalytic conversion to aromatic monomers such as phenol, guaiacol and syringol. According to 2D NMR analysis, the extracts from the EA process contain most of the native lignin functionalities typically found in native biomass. The β -aryl ether bonds remain intact after EA pretreatment, without the degradation, condensation or polymerization reactions that typically occur during steam explosion or pretreatment with acids.³¹ These structural features make the EA-extracted lignin particularly suitable for applications requiring higher molecular weight lignin fragments and for downstream catalytic upgrading to high-value aromatic compounds.

Biomass treated *via* EA appears lighter in color due to the removal of lignin and is found to be more digestible when treated with commercial enzymes, compared to AFEX-treated biomass. Additionally, the higher ammonia concentrations used in EA promote the formation of cellulose III, which is twice as reactive as the native cellulose I. However, one major drawback of this process is the need for higher ammonia-to-biomass ratios and operating pressures, which range from 900 to 1200 psi.³³ Ongoing research aims to optimize the process by reducing operating pressures to levels comparable to those of the AFEX process, which would improve the economic feasibility of EA pretreatment.³³

5.4.12 Compact biomass recycled ammonia (COBRA) pretreatment. Recently, an ammonia-based pretreatment approach called COBRA has been developed to address key challenges in conventional ammonia-based pretreatment by utilizing densified biomass feedstocks. In this process, pelletized biomass with 10% moisture content is treated with anhydrous liquid ammonia under moderate conditions (60–70 °C, 400 psi), achieving a reactor filling ratio of several times higher than conventional AFEX or EA processes. The process operates with a lower NH_3 : biomass ratio (0.8 : 1) compared to EA (6 : 1), while still effectively converting native cellulose I to cellulose III allomorph. Unlike AFEX, which uses high moisture content preventing cellulose III formation, or EA, which requires high pressure (1300 psi) and temperature (120 °C), COBRA achieves similar biomass digestibility under milder conditions. The process demonstrates comparable sugar yields to EA without requiring extensive lignin extraction steps. While COBRA requires longer residence times (5.5 h), its improved reactor utilization and reduced ammonia consumption offer significant advantages for industrial-scale operations.⁵² The use of densified feedstocks also enhances downstream logistics and enables better integration with decentralized biomass processing depots. These features, combined with the elimination of washing steps and reduced operational severity, position



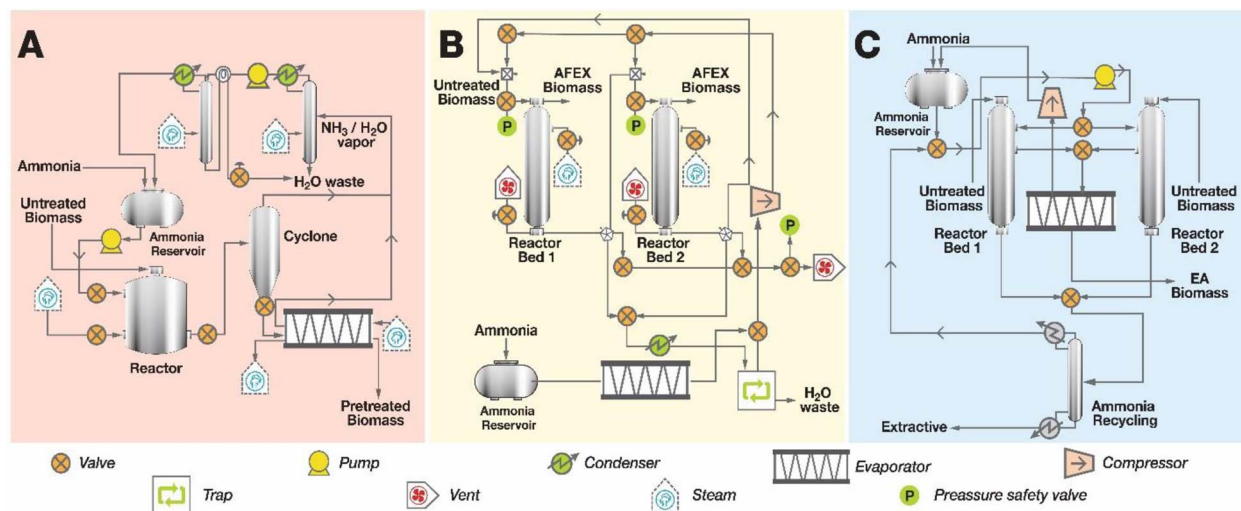


Fig. 6 Three different approaches of pretreating biomass. Here, (A) conventional AFEX process that uses anhydrous liquid ammonia and vent gaseous ammonia that compressed to liquid ammonia and reused in the process. Biomass can be either loose (AFEX) or densified (COBRA); (B) Gaseous AFEX process, which uses gaseous ammonia and (C) extractive ammonia (EA) process which uses anhydrous liquid ammonia and extracts lignin and soluble as a separate liquid stream. Biomass can be either loose (EA) or densified (COBRA-LE).

COBRA as a promising technology for large-scale biorefinery applications, particularly in regions with established biomass densification infrastructure.⁴⁵ Further developments led to COBRA-LE (COBRA with lignin extraction), which can selectively extract up to 26% of the lignin present while maintaining high carbohydrate conversion. When tested on sugarcane bagasse, COBRA-LE achieved >80% conversion of carbohydrates to monomeric and oligomeric sugars under industrially relevant conditions (6% glucan loading). The extracted lignin from COBRA-LE could potentially serve as a feedstock for valuable biobased chemicals.⁴⁵

5.4.13 Safety considerations for ammonia-based pretreatments. The ammonia-based pretreatment methods discussed in this section all benefit from the proven industrial safety and recyclability of ammonia, with millions of tons of which are handled annually in agricultural and industrial applications worldwide. Despite the challenges associated with the toxicity of ammonia at high concentrations and the need for pressure safety systems, these concerns are routinely addressed by standard industrial safety measures that have been proven over decades in various industries. When comparing operational considerations among these technologies, aqueous ammonia soaking offers the advantage of ambient conditions and simplified handling, but with longer residence times. Ammonia recycle percolation offers a balance between moderate operating conditions and effective performance. AFEX has been successfully scaled up in pilot plants with full engineering control, operating at moderate pressures while maximizing ammonia recovery and reuse. EA pretreatment, while operating at higher pressures, incorporates similar proven safety systems for handling ammonia. All these processes can be implemented with appropriate engineering controls (proper material selection, leak detection, pressure relief systems and operator

training) in accordance with existing regulatory frameworks, making them viable options for industrial biomass processing.

5.5 Insight into the mechanisms of chemical reactions during ammonia pretreatment

The mechanisms of chemical reactions occurring during ammonia pretreatment can be better understood by analyzing the type and concentration of degradation products formed under varying conditions of ammonia loading, residence time, and temperature. Degradation products are typically extracted using organic solvents and analyzed using various advanced spectroscopy techniques, including Liquid Chromatography coupled with Mass Spectrometry (LC-MS), Gas Chromatography coupled with Mass Spectrometry (GC-MS), Electron Spectroscopy for Chemical Analysis (ESCA), and Nuclear Magnetic Resonance Spectroscopy (NMR).^{53,54} These analytical tools provide valuable insights into the structural changes and chemical interactions occurring during pretreatment.

In addition to spectroscopy, imaging techniques such as Scanning Electron Microscopy (SEM), Atomic Force Microscopy (AFM), Transmission Electron Microscopy (TEM), Confocal Microscopy (CFM), and Laser Scanning Confocal Fluorescence Microscopy (LSCM) have been employed to gain further understanding of the physical alterations that take place in biomass during ammonia pretreatment.⁵³ From these studies, a series of key events have been identified as taking place during the pretreatment process (Fig. 7). Series of events during ammonia pretreatment are given below.

- **Initial reactions:** when moist biomass is exposed to high pressure and elevated temperature in a reactor, both hydrolysis and ammonolysis reactions occur. Hydroxyl ions from water and ammonium ions from ammonia react with acetyl, feruloyl, and coumaroyl ester linkages between lignin and hemicellulose, breaking them down into respective acids or amides.





Fig. 7 Fundamental understanding of alkaline pretreatment. Here, (A) ammonolysis and hydrolysis reaction taking place during AFEX pretreatment; (B) 2D NMR of untreated and AFEX treated corn stover (CS) and the respective assignments of cell wall functional group given in different color and (C) model cell wall before and after AFEX treatment.

The relative ratio of hydrolysis and ammonolysis products depends on the moisture content in the biomass. For example, several di-ferulate isomers have been isolated from AFEX-pretreated corn stover, including cyclic and non-cyclic 8–8- and 8–5-diferulates, as well as di-amide, acid-amide, and di-acid forms.⁵⁵

- **Formation of nano-pores:** following the cleavage of lignin-carbohydrate complex (LCC) linkages, ammonia further solubilizes the cleavage products, creating nano-pores in the middle lamella and secondary cell wall. These nano-pores typically range in size from 10 to 100 nm. This structural modification facilitates the access of enzymes and microorganisms to the cell wall components, which is critical for subsequent hydrolysis steps.

- **Cellulose structure modification:** the crystalline structure of cellulose is modified during pretreatment, converting from cellulose I to cellulose III. This transformation is influenced by the concentration of ammonia and water during the pretreatment process. Specifically, lower moisture content and higher ammonia concentrations favor the formation of cellulose III allomorph, which is more reactive than cellulose I.⁵³ This change in structure is vital for improving the digestibility of the biomass and enhancing the effectiveness of enzymatic hydrolysis.

- **Transport of solubilized products:** during the latter stages of the pretreatment process, solubilized degradation products, lignin, minerals, and oligosaccharides (mainly glucose and xylose oligosaccharides with degrees of polymerization between 2 and 6, and some >10) are transported to the outer periphery of the biomass cell wall. This occurs when the reactor valve is opened at the end of the pretreatment cycle, leading to rapid

decompression. The ammonia vapor is released, carrying the solubilized components with it.⁵⁶

It is important to note that during ammonia pretreatment, only ester linkages are cleaved. In contrast, stronger bases such as NaOH or KOH cleave both ether and ester linkages. As a result, the solubilized lignin produced by ammonia pretreatment retains a structure that is more like native lignin compared to that solubilized by NaOH or KOH. This distinction is significant because the presence of phenolic monomers in pretreated biomass can be inhibitory to downstream biofuel processing. Research indicates that about 2 to 3% of the ammonia is consumed during the AFEX pretreatment process, forming soluble nitrogenous products, including acetamide, phenolic amides, and Maillard reaction products such as methyl imidazole and pyrazine derivatives.⁵⁷ These compounds account for approximately 50% of the total ammonia consumed during pretreatment.

The remaining 50% of the ammonia that reacts with the biomass may form insoluble adduct products, such as nitrogenous phenolic compounds and aminated tricine derivatives. This unreacted ammonia plays a critical role in modifying the biomass structure and facilitating the formation of lignin solubilization products, which have significant implications for subsequent biofuel production. It is also worth noting that AFEX pretreatment is conducted at lower temperatures (<120 °C), which results in relatively minimal decomposition of carbohydrates into organic acids (*e.g.*, lactic acid, succinic acid) compared to dilute acid pretreatment, which operates at higher temperatures (>160 °C). The milder conditions used in AFEX pretreatment allow for a more selective cleavage of lignin-carbohydrate linkages, without the extensive degradation of sugars that can occur in other pretreatment methods.





Fig. 8 Pretreated biomass densification and their properties. Here (A) picture showing how AFEX treated biomass is densified using pelleting mill; (B) appearance of milled corn stover and AFEX treated densified corn stover; and (C) comparison of bulk density and durability properties of untreated, AFEX treated densified corn stover and corn grains.

5.6 Ammonia pretreatment and biomass densification

Lignocellulosic biomass typically has a low bulk density, (less than 50 kg m⁻³) and is difficult to move, posing challenges for its storage and transportation from the field to processing facilities. To address this, various technologies are being developed to increase the bulk density of biomass, including (a) pellet mills, (b) balers, (c) briquette presses, (d) screw presses, and (e) agglomerates. Enhancing the bulk density of biomass provides several benefits, such as improved feedstock handling, more efficient transportation, better conveyance, and enhanced composition quality and uniformity during loading and unloading.⁵⁸

The densification processes, such as pelleting and briquetting, are influenced by multiple factors, including the biomass's chemical composition (*e.g.*, protein, fat, cellulose, hemicellulose, and lignin content), particle size (with smaller particles offering a higher surface area for better binding), pre-conditioning temperature (using steam before the material is sent to the extruder), and the die rotation speed.⁵⁹ Detailed evaluations of physical properties—such as water absorption index, water solubility index, thermal properties, durability, and bulk density—have been conducted on densified feedstocks like corn stover, switchgrass, and prairie cord grass.⁶⁰

External binders, such as starch, protein, or fat, are often used to facilitate the binding process during pelleting or briquetting. In the case of ammonia treatment, some of the solubilized lignin is relocated to the surface of the biomass, acting as a natural binder during pelleting. Studies have shown that the bulk density of AFEX-treated biomass pellets ranges from 300–575 kg m⁻³, which is closer to the bulk density of corn grain (760 kg m⁻³).⁶¹ The durability of these pellets is also similar (Fig. 8), making them suitable for use in existing infrastructure

designed for storing and transporting corn. Densified biomass also shows slight improvements in sugar conversion compared to loose biomass. This enhancement is likely due to the thermal softening or plasticization of lignin, as well as physical disruption, compression, and extrusion during the densification process.⁶² Additionally, enzyme hydrolysis of pelleted AFEX-treated biomass at high solid loading has shown benefits over loose AFEX-treated biomass, suggesting that the rheological properties of the pelleted biomass play a significant role in these improvements.

Although pelleting biomass requires additional resources and adds cost to the feedstock, it offers numerous advantages in terms of storage, transportation, and handling during subsequent processing stages. Biomass densification is particularly beneficial for decentralized large-scale biorefineries, where biomass is first processed at regional depots before being transported to a central biorefinery. These regional depots can handle feed stocks ranging from 5000 to 30 000 tons per day⁶³ In contrast, centralized biorefineries, where biomass is transported directly from the field to the facility, are more sustainable for smaller-scale operations, capable of handling up to 2000 tons per day.

6. Biomass processing depot and how it can help to increase the feedstock supply

It is estimated that lignocellulosic biorefineries will process feedstocks ranging from 2000 to 30 000 tons per day. The demand for such large volumes of feedstock presents significant logistical challenges, especially when transporting less dense biomass (such as agricultural residues and perennial





Fig. 9 Flow diagram showing how corn stover and corn grains will be processed to food, feed and fuels. In US, harvested corn sold as bushel is used for animal feed (38%), biofuel (29%), food and industrial product (12%), export (8%), distillers (8%), and seeds for future use (5%). Harvested corn stover will be transported to regional biomass processing depot where they will be milled, pretreated, densified and stored. The densified biomass could be either sold as animal feed to produce milk/animal products or transported to biorefinery where they will be further processed to produce biofuels/co-products like lignin and yeast meal.

grasses) from the field to the biorefinery. These challenges are particularly pronounced when biomass is transported in the form of square or round bales, which can be bulky and inefficient to handle over long distances. Two different operational models for biorefineries are considered: centralized biorefineries and decentralized biorefineries. In a centralized biorefinery model, all four major unit operations—pretreatment, hydrolysis, fermentation, and distillation—are carried out at a single location. This approach allows for the processing of large quantities of biomass in a centralized facility, but it can face significant transportation issues due to the high volume of biomass that needs to be transported to the site. In contrast, a decentralized biorefinery model involves conducting pretreatment closer to the source of biomass, typically at regional depots or processing hubs near the fields. The remaining unit operations—such as hydrolysis, fermentation, and distillation—are then carried out at a central location. The decentralized model offers several advantages over the centralized approach, including:

- Pretreatment for biomass densification: by performing pretreatment closer to the biomass source, it is possible to densify the biomass at the regional depots. This densification process improves the bulk density of the biomass, making it easier and more cost-effective to transport large quantities over long distances. As previously mentioned, densified biomass, such as pellets or briquettes, offer enhanced transport efficiency and reduces handling costs.

- Reduced transportation challenges: densified biomass is far easier to handle, and transport compared to loose, low-density materials. With pretreatment occurring at regional depots, the biomass can be processed into a more compact form

before transportation, significantly improving logistical efficiency. This results in reduced transportation costs and ensures that the biomass reaches the central biorefinery in a more manageable form, thus optimizing overall supply chain operations.

- Localized pretreatment: decentralizing the pretreatment process allows for greater flexibility in how biomass is managed and processed. Biomass can be preprocessed closer to the source, reducing the need for extensive transportation infrastructure and ensuring that the biomass remains fresh for processing. Additionally, localized pretreatment could offer a more sustainable approach by minimizing the carbon footprint associated with transporting raw biomass to a centralized facility.

Fig. 9 presents a detailed illustration of the utilization of corn stover and grain utilization in the U.S., emphasizing the role of regional biomass processing depots within an integrated bioeconomy. The diagram highlights how harvested corn is allocated across multiple sectors: 38% is used for animal feed, 29% for biofuel production, 12% for food and industrial products, 8% for export, 8% for distillers, and 5% reserved for future use. A notable aspect of the diagram is the management of corn stover, which is transported to regional biomass processing depots for pretreatment and densification. This processed biomass follows two primary pathways: it can be utilized as enhanced animal products or serve as feedstock for biorefineries. Biorefineries transform the stover into biofuels and valuable co-products, such as lignin and yeast meal. This integrated system optimizes resource utilization, minimizes transportation costs through localized preprocessing, and enhances the sustainability of bioeconomy.



7. Ammonia pretreated biomass to produce fuels and chemicals

7.1 Enzymatic hydrolysis

Enzymatic hydrolysis is a critical step in the bioconversion of AFEX-pretreated lignocellulosic biomass into fermentable sugars for biofuel production. Unlike acidic pretreatments, which remove significant portions of hemicellulose, AFEX preserves the native carbohydrate composition while altering the biomass structure to improve enzyme accessibility. This preservation necessitates the use of a synergistic enzyme cocktail including cellulases, hemicellulases, pectinases, and accessory enzymes to achieve efficient sugar release.^{64,65} Although AFEX-pretreatment biomass requires a more complex enzyme mixture compared to other pretreatment methods, it typically has higher sugar recovery with minimal formation of inhibitory compounds that could hinder downstream fermentation. Research into enzyme–substrate interactions highlights several mechanisms by which AFEX enhances enzyme accessibility. First, the pretreatment modifies lignin structure, reducing non-productive enzyme binding and making more enzymes available for cellulose hydrolysis.⁶⁶ Second, the ammoniating lignin's methoxy groups during AFEX mitigates inhibitory enzyme–lignin interactions, further improving enzyme efficiency.⁶⁷ These structural modifications contribute to high conversion rates, with studies reporting over 90% conversion of both cellulose and hemicellulose to fermentable sugars across diverse biomass types.⁶⁸ Additionally, AFEX-induced ultrastructural changes, such as increased porosity and surface area, significantly enhance enzyme accessibility. For instance, AFEX-treated corn stover develops pores exceeding 10 nm in diameter, an optimal size for cellulase enzymes (approximately 5–12 nm), facilitating effective substrate access.⁶⁹

An industrial advantage of AFEX hydrolysates is their high sugar content with minimal inhibitory compounds, eliminating the need for expensive detoxification steps.⁶⁹ This enables high-solids processing (>18% w/w), which is essential for achieving ethanol titers exceeding 40 g L⁻¹, thereby reducing operational costs.⁷⁰ Moreover, AFEX-treated biomass retains nutrients such as proteins, amino acids, and minerals, resulting in an enriched hydrolysate that supports robust microbial growth without requiring costly supplementation. Table 1 summarizes key studies on the enzymatic hydrolysis of AFEX-pretreated biomass, underscoring its potential for efficient and sustainable biofuel production.

7.2 Microbial fermentation to biofuel

The nutrient-preserved, low-inhibitor nature of AFEX-treated biomass provides an optimal fermentation medium, supporting robust microbial growth without fermentation medium such as yeast extract or corn steep liquor supporting robust microbial growth without the need of supplementation. Engineered microbial strains such as *Saccharomyces cerevisiae*, *Escherichia coli*, and *Zymomonas mobilis* have demonstrated high sugar conversion efficiencies in these hydrolysates.^{71,72}

Notably, studies have reported nutrient-rich profiles in AFEX-treated corn stover hydrolysate, including approximately 750 mg per L ammonia and 1231 mg per L amino acids in a 6% hydrolysate solution.⁷⁹

Comparative analyses consistently highlight the superior performance of AFEX over alternative pretreatments in terms of ethanol yield. For instance, AFEX-treated corn stover achieved a 98% metabolic ethanol yield, outperforming ionic liquid and dilute acid pretreatments, which reached yields of 90–93%.⁷⁴ Similarly, for sugarcane bagasse, AFEX pretreatment resulted in bioethanol yields of 316–325 L per metric ton of raw biomass, significantly surpassing the 205–257 L per metric ton achieved with steam explosion. This enhanced performance is attributed to better preservation of carbohydrates and minimal inhibitor formation during AFEX pretreatment.⁷⁷

Innovative fermentation strategies have further boosted process efficiency. One such approach, Rapid Bioconversion with Integrated Recycling Technology (RaBIT), has shown significant enzyme savings and productivity gains. By recycling adsorbed enzymes between fermentation cycles, RaBIT achieved over a 35% reduction in enzyme loading and a 2–3-fold increase in ethanol productivity compared to conventional methods.⁸⁰ Another major advancement, the EA process, combines cellulose modification with lignin removal. EA pretreatment transforms native cellulose into its more digestible cellulose III form while extracting approximately 45% of lignin. This dual action enables a 60% reduction in enzyme loading compared to traditional processes. Under industrial conditions with 7.5 mg protein per g glucan and 8% glucan loading, EA-treated corn stover yields 18.2 kg of ethanol per 100 kg of untreated biomass, demonstrating its remarkable efficiency and industrial applicability.³¹

Recent advancements have introduced more efficient ammonia-based pretreatment techniques, such as the COBRA process. Operating under milder conditions (67 °C) and using a lower ammonia-to-biomass ratio (0.8:1), COBRA achieves significant ethanol yields with reduced energy and ammonia requirements. When paired with an optimized enzyme cocktail (CTec2-HTec2-Pectinex), fermentation of COBRA-pretreated corn stover using *Saccharomyces cerevisiae* 424A produced 38.3 g per L ethanol at an 88% metabolic yield, showcasing its potential for industrial scalability.⁵²

Commercial-scale studies of AFEX technology have also yielded encouraging results. In pilot-scale fermentations, *Zymomonas mobilis* 8b was used to process AFEX-treated and pelletized corn stover in 2500 L reactors. The process demonstrated feasibility at scale, although ethanol yields (61.7 g L⁻¹) were slightly lower than laboratory-scale results, primarily due to mixing limitations in larger vessels.⁸¹ Despite this, consistent performance was observed across multiple batches of AFEX-treated agricultural residues.⁸² These findings underscore the potential for industrial implementation of AFEX technology, while highlighting challenges such as process integration with biomass densification strategies. Table 2 provides a comprehensive summary of fermentation studies utilizing AFEX-pretreated biomass hydrolysates for biofuel production.



Table 1 Enzymatic hydrolysis conditions for AFEX-pretreated biomass

Feedstock	AFEX conditions	Enzyme cocktail & loading	Sugar conversion/consumption	Ref.
Agave tequilana bagasse	NH ₃ /biomass: 2 : 1, moisture: 0.4 g g ⁻¹ , 120 °C, 38 min	CTec2 : HTec2 (78 : 22%), 20 mg per g glucan	Glucose cons.: 250.7 kg, xylose cons.: 58.8 kg	73
Corn stover	NH ₃ /biomass: 1 : 1, moisture: 60%, 140 °C, 15 min	CTec2 : HTec2 : Pectinase (67 : 17 : 17%), 30 mg per g glucan	Glucose conv.: 99%, xylose conv.: 84%	74
Corn stover	NH ₃ /biomass: 1 : 1, moisture: 60%, 100 °C, 30 min	CTec3 (13 mg per g glucan) and HTec3 (11.8 mg per g glucan)	Glucose conv.: 95%, xylose conv.: 83%	72
Corn stover	NH ₃ /biomass: 1 : 1, moisture: 0.67 g g ⁻¹ , T: 100 ± 10 °C, t: 30 min	CTec2 (32 mg protein per g glucan) and HTec2 (9 mg protein per g glucan)	Glucose cons.: 63.9 g L ⁻¹ , xylose cons.: 23.7 g L ⁻¹	75
Corn stover	NH ₃ /biomass: 1 : 1, moisture: 0.6 g g ⁻¹ , T: 140 °C, t: 15 min	Accellerase 1500 (24 mg per g glucan), accellerase XY (6 mg per g glucan), and multifect pectinase (6 mg per g glucan)	Glucose conv.: 77%, xylose conv.: 47.5%	76
Sugarcane bagasse	NH ₃ /biomass: 1 : 1, moisture: 0.6 g g ⁻¹ , 140 °C, 60 min	CTec3 : HTec3 : Pectinex (68 : 22 : 10%), 15 mg per g glucan	Glucose conv.: 100%, xylose conv.: 96%	77
Whole corn plant	NH ₃ /biomass: 1 : 1, moisture: 60%, T: 90 °C, t: 30 min	Cellulase: spezyme CP (88 mg ml ⁻¹) and accellerase 1000 (84 mg ml ⁻¹), amylase: novozyme 188 (149 mg ml ⁻¹) and stargen 001 (62 mg ml ⁻¹), hemicellulase: multifect xylanase (35 mg ml ⁻¹)	Glucose conv.: 100%, xylose conv.: 80–82%	78

Beyond bioethanol production, ammonia-pretreated biomass has shown significant potential for biogas generation through anaerobic digestion processes. Co-digestion of ammonia-pretreated agricultural residues with dairy manure has demonstrated enhanced biogas yields compared to untreated biomass.^{83,84} This improvement can be attributed to the structural modifications caused by ammonia pretreatment, which makes the biomass more accessible to anaerobic microorganisms. The presence of residual ammonia also helps maintain an optimal carbon-to-nitrogen ratio for stable digestion conditions, while the degradation of products from pretreatment can serve as additional substrates for methane-producing microorganisms.⁸³ The integration of anaerobic digestion with ammonia pretreatment thus offers an alternative pathway for renewable energy production from lignocellulosic biomass, particularly in biorefinery settings where multiple value streams are desired.

8. Ammonia pretreated biomass as animal feed

In many low- and middle-income countries, over 70% of livestock feed comes from crop residues, with urban and peri-urban dairy systems relying on these materials for more than half of their feed requirements.⁸⁵ However, these residues typically exhibit low total digestible nutrient content (40–46%) and inadequate levels of nitrogen, vitamins, and minerals, resulting in reduced voluntary intake by livestock.⁸⁶

AFEX pretreatment has been shown to significantly enhance the nutritional quality of these crop residues. For instance, a comparison between AFEX and steam explosion pretreatments applied to sugarcane residues demonstrated that AFEX-

treated material achieved a 69% improvement *in vitro* rumen digestibility and a 26% increase in metabolizable energy. Notably, AFEX pretreatment increased nitrogen content by 230% compared to untreated biomass, whereas steam explosion showed no significant effect on total nitrogen.⁸⁷

Practical feeding trials using Karan-Fries cattle and Murrah buffalo further demonstrated the benefits of AFEX-treated feed. Cattle consuming AFEX-treated wheat straw exhibited an 18% increase in milk energy and a 42% rise in dry matter intake compared to those on traditional feed. Additionally, buffalo maintained their body weight (−0.07 kg per day) on AFEX-treated diets, whereas those fed conventional diets experienced an average weight loss of 1.0 kg per day.⁸⁸ These improvements in feed digestibility were attributed to enhanced enzyme accessibility and increased surface area for microbial attachment, enabling better nutrient utilization.

A key consideration in AFEX-treated feeds is the formation of acetamide, which occurs during pretreatment as ammonia reacts with acetyl groups in the biomass through ammonolysis reactions. Studies have shown that acetamide, naturally present in commercial meat and milk samples at levels of 0.27–0.67 mg kg⁻¹, increases significantly in animals consuming AFEX diets. Research has documented 16–23-fold increases in acetamide levels in cattle milk and 19–28-fold increases in buffalo milk compared to baseline levels.⁹² To address these concerns, ongoing research is exploring modified processing techniques, such as pre-treatment alkali washing steps, which effectively neutralize acetamide precursors and reduce their formation during the AFEX process.⁹³ These advancements hold promises for improving the safety and nutritional efficacy of AFEX-treated feeds, ensuring their suitability for widespread adoption in livestock production systems.



Table 2 Fermentation performance on AFEX-pretreated biomass hydrolysates

Feedstock	Fermentation conditions	Microorganism	Product	Production/yield	Ref.
Corn stover	Continuous SSF, 6% glucan	<i>S. cerevisiae</i> 424A	Ethanol	36.5 g L ⁻¹	76
Corn stover	CBP, 0.5% glucan	<i>C. phytofermentans</i>	Ethanol	2.8 g L ⁻¹	89
Corn stover	SHF, 6% glucan	<i>Z. mobilis</i>	Ethanol	39.1 g L ⁻¹ (82% yield)	75
Sugarcane bagasse	SHF, 1% glucan + CSL	<i>S. cerevisiae</i> 424A	Ethanol	44.17 g L ⁻¹ (92% yield)	77
Sugarcane bagasse (SB) and cane leaf (CL)	SHF, 6% glucan	<i>S. cerevisiae</i> 424A	Ethanol	SB: 33.7 g L ⁻¹ , CL: 36.4 g L ⁻¹ (91.6% yield)	90
Rice straw	CBP	Anaerobic microflora	H ₂	67.8% higher yield vs. untreated	91
Oil palm empty fruit bunch	SHF	<i>Enterobacter</i> sp. KBH6958	H ₂	50.4 mmol L ⁻¹ after 72h	34
Corn stover + dairy manure (1 : 4)	Anaerobic co-digestion	Mixed anaerobic consortia	Biogas	175 L per kg VS (22% higher vs. untreated)	83
Sugarcane bagasse + dairy manure	Anaerobic co-digestion	Mixed anaerobic consortia	Methane	292–299 L CH ₄ per kg VS (57–59% v/v)	84

9. Ammonia pretreated biomass for biomaterial applications

AFEX-treated biomass has demonstrated significant potential for producing value-added biomaterials, particularly lipids, proteins, and fungal-based products. The nutrient-preserved composition and enhanced accessibility of AFEX-treated substrates create optimal conditions for diverse bioconversion processes. In lipid production AFEX-treated corn stover has proven to be an effective substrate for oleaginous microorganisms. Using *Lipomyces tetrasporus* NRRL Y-11562, researchers achieved 36.7 g of lipids per kg of pretreated biomass at a titer of 8.4 g L⁻¹.⁹⁴ Further screening identified *Cryptococcus humicola* UCDFST 10–1004 as an exceptional performer, accumulating 15.5 g per L lipids, which represented 40% of its cell dry weight. A broader evaluation of multiple yeast strains demonstrated lipid accumulation up to 65% of cell biomass, with yields of 25–30 g L⁻¹ from undetoxified hydrolysates.⁹⁵

Ammonia pretreatment also facilitates efficient protein extraction from biomass. Research has shown successful protein recovery from AFEX-treated switchgrass using an ammonia-based extraction method. Optimized with a 3% aqueous ammonium hydroxide solution at pH 10, this process enables protein extraction while maintaining the biomass's suitability for subsequent enzymatic hydrolysis and biofuel production.⁹⁶ The integrated approach allows for ammonia recycling between AFEX pretreatment and protein extraction steps, with residual ammonia enhancing the nutritional value of the biomass for ruminant feed applications.⁹⁷

Additionally, AFEX pretreatment benefits fungal cultivation. When paired with the growth of white rot fungi, AFEX-treated substrates exhibited enhanced enzyme production and accelerated mycelial development. This combined process improved mushroom yields by 44.6%, leveraging the structural modifications and enriched nitrogen content introduced during pretreatment.⁹⁸ These diverse applications underscore the versatility of AFEX pretreatment in generating various value-added bioproducts beyond traditional biofuel production, further advancing its role in sustainable bioprocessing.

10. Comparative economics of AFEX and other biomass pretreatment technologies

Techno-economic analyses show that the costs of the various biomass pretreatment methods differ. A comparative study of corn stover processing found sugar production costs of \$0.43 per kg for steam explosion, \$0.42 per kg for dilute sulfuric acid, \$0.65 per kg for AFEX, and \$1.41 per kg for biological pretreatment.⁹⁹ Another study found that pretreatment of corn stover with ionic liquids resulted in significantly higher sugar production costs of \$2.7 per kg.¹⁰⁰ The moderate cost of AFEX results from the need for specialized equipment, including high-pressure reactors, ammonia recovery systems, and safety infrastructure. However, AFEX has superior feedstock efficiency, requiring only 666 805 dry tons per year compared to steam explosion (818 826), dilute acid (746 797), and biological methods (1 675 743) for a 113.5 million liter per year butanol production plant.⁹⁹

AFEX technology offers significant operational advantages that partially offset the higher capital costs compared to acid-based or steam explosion processes, while being significantly more economical than ionic liquid pretreatment. The process enables the recovery and reuse of approximately 97% of the ammonia, which significantly reduces long-term operating costs. Unlike acid-based pretreatment processes, AFEX-treated biomass does not need to be detoxified prior to fermentation, eliminating these processing costs. In addition, AFEX-treated biomass has proven to be a valuable animal feed, opening additional revenue streams.

11. Concluding remarks and future directions

The evolution of ammonia-based pretreatment technologies, from early pulping applications to advanced processes like AFEX, EA, and COBRA, demonstrates the versatility and potential of ammonia as a pretreatment catalyst. These



technologies have found applications across multiple sectors including biofuel production, animal feed enhancement, and biomaterial development. However, several critical challenges must be addressed for broader implementation of ammonia-based technologies: (a) sustainability of ammonia production itself represents a fundamental challenge. The transition from conventional Haber–Bosch process to green ammonia production through electrochemical synthesis and biomass-based approaches is crucial for improving the environmental footprint of these pretreatment technologies; (b) establishing regional biomass processing depots show promise for addressing logistical challenges, the economic viability of decentralized processing requires further validation and (c) new reactor design and process safety considerations at industrial scales remain significant hurdles, particularly for high-pressure processes.

Looking ahead, several opportunities exist for advancing ammonia-based pretreatment technologies: (1) process optimization: developing methods that operate under milder conditions with reduced ammonia requirements to enhance efficiency and sustainability; (2) integrated approaches: combining multiple pretreatment strategies, such as alkali-ammonia treatments, to maximize effectiveness while minimizing drawbacks; (3) ammonia recovery and recycling: improving recovery and recycling systems to enhance economic feasibility and reduce environmental impact and (4) expanding applications: exploring novel uses, including protein extraction and biomaterial production, to broaden the technology's impact. As the biorefinery concept continues to evolve, the demand for more efficient and sustainable pretreatment methods grows. Future research should focus on process intensification, cost reduction, and flexible systems capable of handling diverse feedstocks. Additionally, gaining deeper insights into the molecular mechanisms of ammonia pretreatment could enable more targeted and efficient process improvements. Progress in these areas will be essential for positioning ammonia-based pretreatments as a key technology in the sustainable bioeconomy.

Data availability

This review article is exclusively based on analysis of previously published literature and publicly available data. No original research data, experimental results, or computational analyses were generated during the preparation of this manuscript.

Author contributions

Venkatesh Balan: conceptualization, investigation, visualization, writing – original draft, writing: review & editing. Maedeh Mohammadi: investigation, writing – original draft, writing: review & editing. Bruce E. Dale: resources, funding acquisition, writing –review & editing.

Conflicts of interest

There are no conflicts to declare.

Acknowledgements

This review article was possible with funding support from DOE Great Lakes Bioenergy Research Center (<https://www.greatlakesbioenergy.org>), funded by the U.S. Department of Energy through Cooperative Agreement DE-FC02-07ER64494, as well as Michigan State University AgBioResearch and the National Institute for Food and Agriculture of the U.S. Department of Agriculture #2021-67022-34889. Dr Balan would like to thank the University of Houston and the state of Texas for his startup funds.

References

- H. Shao and Y. Wang, *Am. J. Econ. Sociol.*, 2025, **84**(3), 449–465.
- M. H. Langholtz, *2023 Billion-Ton Report: An Assessment of U.S. Renewable Carbon Resources*, US Department of Energy, 2024, DOI: [10.23720/BT2023/2316165](https://doi.org/10.23720/BT2023/2316165).
- V. Balan, *Int. Scholarly Res. Not.*, 2014, **2014**, 463074.
- N. C. Carpita and M. C. McCann, *J. Biol. Chem.*, 2020, **295**, 15144–15157.
- J. C. Del Río, J. Rencoret, A. Gutiérrez, T. Elder, H. Kim and J. Ralph, *ACS Sustain. Chem. Eng.*, 2020, **8**, 4997–5012.
- M. M. De and O. Buanafina, *Mol. Plant*, 2009, **2**, 861–872.
- K. Sakuragi, K. Igarashi and M. Samejima, *Polym. Degrad. Stab.*, 2018, **148**, 19–25.
- V. Balan, L. da Costa Sousa, S. P. S. Chundawat, J. Humpala and B. E. Dale, *Dynamic Biochemistry Process Biotechnology and Molecular Biology*, 2012.
- EIA projects U.S. biofuel production to slowly increase through 2050 – U.S. Energy Information Administration (EIA), <https://www.eia.gov/todayinenergy/detail.php?id=43096>, accessed 28 January 2025.
- J. Hao, H. Chen, C. Zhang, H. Li, X. Chen, Z. Xiong, C. Wang, H. Guo, H. Zhang, L. Xiong, S. Yu and X. Chen, *Chem. Eng. J.*, 2025, **511**, 162012.
- A. Arias, G. Feijoo and M. T. Moreira, *J. Clean. Prod.*, 2023, **418**, 137925.
- M. Tena, L. S. Buller, W. G. Sganzerla, M. Berni, T. Forster-Carneiro, R. Solera and M. Pérez, *Fuel*, 2022, **309**, 122171.
- D. Biofuels, K. Malik, S. C. Capareda, B. Raj Kamboj, S. Malik, K. Singh, S. Arya and D. Kumar Bishnoi, *Fuels*, 2024, **5**, 157–175.
- M. K. Shahid, A. Batool, A. Kashif, M. H. Nawaz, M. Aslam, N. Iqbal and Y. Choi, *J. Environ. Manage.*, 2021, **297**, 113268.
- T. Kuhlman and J. Farrington, *Sustainability*, 2010, **2**, 3436–3448.
- J. Tomaszewska, D. Bieliński, M. Binczarski, J. Berłowska, P. Dziugan, J. Piotrowski, A. Stanishevsky and I. A. Witońska, *RSC Adv.*, 2018, **8**, 3161–3177.
- A. Lovegrove, C. H. Edwards, I. De Noni, H. Patel, S. N. El, T. Grassby, C. Zielke, M. Ulmius, L. Nilsson, P. J. Butterworth, P. R. Ellis and P. R. Shewry, *Crit. Rev. Food Sci. Nutr.*, 2017, **57**, 237–253.



- 18 K. E. Achyuthan, A. M. Achyuthan, P. D. Adams, S. M. Dirk, J. C. Harper, B. A. Simmons and A. K. Singh, *Molecules*, 2010, **15**, 8641–8688.
- 19 M. Shrivastava, P. D. Maibam, A. Aishwarya and A. Goyal, *Handbook of Biorefinery Research and Technology: Biomass Logistics to Saccharification*, 2024, pp. 731–753.
- 20 B. E. Dale, in *AGRO*, vol. 27, 2007.
- 21 I. Alawad and H. Ibrahim, *Biomass Convers. Biorefin.*, 2022, **14**(5), 6155–6183.
- 22 M. Jayakumar, G. T. Gindaba, K. B. Gebeyehu, S. Periyasamy, A. Jabesa, G. Baskar, B. I. John and A. Pugazhendhi, *Sci. Total Environ.*, 2023, **879**, 163158.
- 23 A. Shukla, D. Kumar, M. Girdhar, A. Kumar, A. Goyal, T. Malik and A. Mohan, *Biotechnol. Biofuels Bioprod.*, 2023, **16**(1), 1–33.
- 24 S. Jain and S. Kumar, *Sustain. Chem. Clim. Action*, 2024, **5**, 100053.
- 25 B. Pan, L. R. Karadaghi, R. L. Brutchey and N. Malmstadt, *Ind. Eng. Chem. Res.*, 2024, **63**, 489–497.
- 26 L. Xu, S. J. Zhang, C. Zhong, B. Z. Li and Y. J. Yuan, *Ind. Eng. Chem. Res.*, 2020, **59**, 16923–16938.
- 27 R. Roy, M. S. Rahman and D. E. Raynie, *Curr. Res. Green Sustainable Chem.*, 2020, **3**, 100035.
- 28 R. H. Narron, H. Kim, H. M. Chang, H. Jameel and S. Park, *Curr. Opin. Biotechnol.*, 2016, **38**, 39–46.
- 29 P. M. Abdul, J. M. Jahim, S. Harun, M. Markom, N. A. Lutpi, O. Hassan, V. Balan, B. E. Dale and M. T. Mohd Nor, *Bioresour. Technol.*, 2016, **211**, 200–208.
- 30 V. Balan, B. Dale, S. Chundawat and L. Sousa, Methods for pretreating biomass, *US Pat.*, US8968515B2, 2017, <https://patents.google.com/patent/US8968515B2/en>.
- 31 L. Da Costa Sousa, M. Jin, S. P. S. Chundawat, V. Bokade, X. Tang, A. Azarpira, F. Lu, U. Avci, J. Humpula, N. Uppugundla, C. Gunawan, S. Pattathil, A. M. Cheh, N. Kothari, R. Kumar, J. Ralph, M. G. Hahn, C. E. Wyman, S. Singh, B. A. Simmons, B. E. Dale and V. Balan, *Energy Environ. Sci.*, 2016, **9**, 1215–1223.
- 32 M. Mohammadi, M. Alian, B. Dale, B. Ubanwa and V. Balan, *Biotechnol. Adv.*, 2024, **72**, 108341.
- 33 U. Avci, X. Zhou, S. Pattathil, L. da Costa Sousa, M. G. Hahn, B. Dale, Y. Xu and V. Balan, *Front. Energy Res.*, 2019, **7**, 477734.
- 34 R. S. Abolore, S. Jaiswal and A. K. Jaiswal, *Carbohydr. Polym. Technol. Appl.*, 2024, **7**, 100396.
- 35 D. Ciolacu and V. I. Popa, *Environ. Eng. Manage. J.*, 2011, **10**, 467–468.
- 36 J. W. Erisman, M. A. Sutton, J. Galloway, Z. Klimont and W. Winiwarter, *Nat. Geosci.*, 2008, **1**(10), 636–639.
- 37 B. Hu, W. Wang, J. Chen, Y. Liu and C. Chu, *Mol. Plant*, 2023, **16**, 64–74.
- 38 N. Bora, A. Kumar Singh, P. Pal, U. Kumar Sahoo, D. Seth, D. Rathore, S. Bhadra, S. Sevda, V. Venkatramanan, S. Prasad, A. Singh, R. Kataki and P. Kumar Sarangi, *Fuel*, 2024, **369**, 131808.
- 39 P. K. Sarangi, R. K. Srivastava, J. Gitanjali, G. Sathiyam, G. Venkatesan and S. Kandasamy, *Fuel*, 2024, **371**, 131863.
- 40 R. C. Peterson and R. W. Strauss, *J. Polym. Sci.*, 1971, **36**, 241–250.
- 41 V. Balan, B. Bals, L. Da Costa Sousa, R. Garlock and B. E. Dale, *RSC Energy Environ. Ser.*, 2011, 89–114.
- 42 Y.-C. T. Chou, Supercritical ammonia treatment of lignocellulosic materials, *US Pat.*, US4644060A, 1987, <https://patents.google.com/patent/US4644060A/en>.
- 43 T. H. Kim and Y. Y. Lee, *Appl. Biochem. Biotechnol.*, 2007, 81–92.
- 44 C. Zhao, Q. Shao and S. P. S. Chundawat, *Bioresour. Technol.*, 2020, **298**, 122446.
- 45 A. R. C. Morais, J. Zhang, H. Dong, W. G. Otto, T. Mokomele, D. Hodge, V. Balan, B. E. Dale, R. M. Lukasik and L. da Costa Sousa, *Green Chem.*, 2022, **24**, 4443–4462.
- 46 X. Li and T. H. Kim, *Bioresour. Technol.*, 2011, **102**, 4779–4786.
- 47 C. G. Yoo, N. P. Nghiem, K. B. Hicks and T. H. Kim, *Bioresour. Technol.*, 2011, **102**, 10028–10034.
- 48 Treatment of biomass to obtain fermentable sugars (Patent)|OSTI.GOV, <https://www.osti.gov/biblio/1018212>, accessed 25 January 2025.
- 49 S. P. S. Chundawat, R. K. Pal, C. Zhao, T. Campbell, F. Teymouri, J. Videto, C. Nielson, B. Wieferrich, L. Sousa, B. E. Dale, V. Balan, S. Chipkar, J. Aguado, E. Burke and R. G. Ong, *J. Vis. Exp.*, 2020, **2020**, e57488.
- 50 F. Teymouri, *Technical Report: Process Improvements to Biomass Pretreatment of Fuels and Chemicals*, U.S. Department of Energy, 2015, DOI: [10.2172/1235580](https://doi.org/10.2172/1235580).
- 51 V. Balan, B. Ubanwa and B. Dale, Densification Impact on Raw, *Chemically and Thermally Pretreated Biomass: Physical Properties and Biofuels Production*, 2023, pp. 265–289.
- 52 J. Zhang, M. Mohammadi, H. Gong, D. B. Hodge, J. Tumuluru, L. da Costa Sousa, B. Dale and V. Balan, *Chem. Eng. J.*, 2025, **505**, 159731.
- 53 S. P. S. Chundawat, G. Bellesia, N. Uppugundla, L. Da Costa Sousa, D. Gao, A. M. Cheh, U. P. Agarwal, C. M. Bianchetti, G. N. Phillips, P. Langan, V. Balan, S. Gnanakaran and B. E. Dale, *J. Am. Chem. Soc.*, 2011, **133**, 11163–11174.
- 54 S. P. S. Chundawat, B. S. Donohoe, L. Da Costa Sousa, T. Elder, U. P. Agarwal, F. Lu, J. Ralph, M. E. Himmel, V. Balan and B. E. Dale, *Energy Environ. Sci.*, 2011, **4**, 973–984.
- 55 R. Vismeh, F. Lu, S. P. S. Chundawat, J. F. Humpula, A. Azarpira, V. Balan, B. E. Dale, J. Ralph and A. D. Jones, *Analyst*, 2013, **138**, 6683–6692.
- 56 R. Vismeh, J. F. Humpula, S. P. S. Chundawat, V. Balan, B. E. Dale and A. D. Jones, *Carbohydr. Polym.*, 2013, **94**, 791–799.
- 57 S. P. S. Chundawat, R. Vismeh, L. N. Sharma, J. F. Humpula, L. da Costa Sousa, C. K. Chambliss, A. D. Jones, V. Balan and B. E. Dale, *Bioresour. Technol.*, 2010, **101**, 8429–8438.
- 58 J. S. Tumuluru, C. Igathinathane, D. Archer and R. McCulloch, *Front. Energy Res.*, 2024, **12**, 1347581.
- 59 A. N. Hoover, J. S. Tumuluru, F. Teymouri, J. Moore and G. Gresham, *Bioresour. Technol.*, 2014, **164**, 128–135.



- 60 B. Karki, K. Muthukumarappan, Y. Wang, B. Dale, V. Balan, W. R. Gibbons and C. Karunanithy, *Biomass Bioenergy*, 2015, **78**, 164–174.
- 61 B. D. Bals, C. Gunawan, J. Moore, F. Teymouri and B. E. Dale, *Biotechnol. Bioeng.*, 2014, **111**, 264–271.
- 62 V. Sundaram and K. Muthukumarappan, *Ind. Crops Prod.*, 2016, **83**, 537–544.
- 63 S. Kim, B. E. Dale, M. Jin, K. D. Thelen, X. Zhang, P. Meier, A. D. Reddy, C. D. Jones, R. Cesar Izaurralde, V. Balan, T. Runge and M. Sharara, *GCB Bioenergy*, 2019, **11**, 871–882.
- 64 C. Gunawan, S. Xue, S. Pattathil, L. Da Costa Sousa, B. E. Dale and V. Balan, *Biotechnol. Biofuels*, 2017, **10**, 1–14.
- 65 Q. Shao and C. Zhao, *Energy Fuels*, 2016, **30**, 9517–9523.
- 66 D. Gao, S. P. S. Chundawat, N. Uppugundla, V. Balan and B. E. Dale, *Biotechnol. Bioeng.*, 2011, **108**, 1788–1800.
- 67 C. Li, G. Cheng, V. Balan, M. S. Kent, M. Ong, S. P. S. Chundawat, L. da C. Sousa, Y. B. Melnichenko, B. E. Dale, B. A. Simmons and S. Singh, *Bioresour. Technol.*, 2011, **102**, 6928–6936.
- 68 X. Shao, M. Jin, A. Guseva, C. Liu, V. Balan, D. Hogsett, B. E. Dale and L. Lynd, *Bioresour. Technol.*, 2011, **102**, 8040–8045.
- 69 A. K. Mathew, B. Parameshwaran, R. K. Sukumaran and A. Pandey, *Bioresour. Technol.*, 2016, **199**, 13–20.
- 70 M. Jin and B. E. Dale, *Handbook of Biorefinery Research and Technology*, 2019, pp. 1–16.
- 71 M. W. Lau, C. Gunawan, V. Balan and B. E. Dale, *Biotechnol. Biofuels*, 2010, **3**, 1–10.
- 72 C. Sarks, A. Higbee, J. Piotrowski, S. Xue, J. J. Coon, T. K. Sato, M. Jin, V. Balan and B. E. Dale, *Bioresour. Technol.*, 2016, **205**, 24–33.
- 73 C. A. Flores-Gómez, E. M. Escamilla Silva, C. Zhong, B. E. Dale, L. Da Costa Sousa and V. Balan, *Biotechnol. Biofuels*, 2018, **11**, 1–18.
- 74 N. Uppugundla, L. Da Costa Sousa, S. P. S. Chundawat, X. Yu, B. Simmons, S. Singh, X. Gao, R. Kumar, C. E. Wyman, B. E. Dale and V. Balan, *Biotechnol. Biofuels*, 2014, **7**, 1–14.
- 75 J. Serate, D. Xie, E. Pohlmann, C. Donald, M. Shabani, L. Hinchman, A. Higbee, M. McGee, A. La Reau, G. E. Klinger, S. Li, C. L. Myers, C. Boone, D. M. Bates, D. Cavalier, D. Eilert, L. G. Oates, G. Sanford, T. K. Sato, B. Dale, R. Landick, J. Piotrowski, R. G. Ong and Y. Zhang, *Biotechnol. Biofuels*, 2015, **8**, 1–17.
- 76 M. Jin, C. Gunawan, V. Balan, X. Yu and B. E. Dale, *Biotechnol. Bioeng.*, 2013, **110**, 1302–1311.
- 77 T. Mokomele, L. Da Costa Sousa, V. Balan, E. Van Rensburg, B. E. Dale and J. F. Görgens, *Biotechnol. Biofuels*, 2018, **11**, 1–21.
- 78 Q. Shao, S. P. S. Chundawat, C. Krishnan, B. Bals, L. Da Costa Sousa, K. D. Thelen, B. E. Dale and V. Balan, *Biotechnol. Biofuels*, 2010, **3**, 1–10.
- 79 M. W. Lau, B. D. Bals, S. P. S. Chundawat, M. Jin, C. Gunawan, V. Balan, A. D. Jones and B. E. Dale, *Energy Environ. Sci.*, 2012, **5**, 7100–7110.
- 80 C. Sarks, M. Jin, V. Balan and B. E. Dale, *J. Ind. Microbiol. Biotechnol.*, 2017, **44**, 1261–1272.
- 81 C. Sarks, B. D. Bals, J. Wynn, F. Teymouri, S. Schwegmann, K. Sanders, M. Jin, V. Balan and B. E. Dale, *Biofuels*, 2016, **7**, 253–262.
- 82 T. Campbell, B. Bals, F. Teymouri, J. Glassbrook, C. Nielson, J. Videto, A. Rinard, J. Moore, A. Julian and V. Bringi, *Biotechnol. Bioeng.*, 2020, **117**, 1241–1246.
- 83 J. P. Rojas-Sossa, Y. Zhong, F. Valenti, J. Blackhurst, T. Marsh, D. Kirk, D. Fang, B. Dale and W. Liao, *Biomass Bioenergy*, 2019, **127**, 105263.
- 84 T. Mokomele, L. da Costa Sousa, V. Balan, E. van Rensburg, B. E. Dale and J. F. Görgens, *Bioresour. Technol.*, 2019, **272**, 326–336.
- 85 M. Blümmel, F. Teymouri, J. Moore, C. Nielson, J. Videto, P. Kodukula, S. Pothu, R. Devulapalli and P. Varijakshapanicker, *Anim. Feed Sci. Technol.*, 2018, **236**, 178–186.
- 86 P. Mor, B. Bals, S. Kumar, N. Tyagi, J. K. Reen, B. Tyagi, P. K. Choudhury and A. K. Tyagi, *Small Rumin. Res.*, 2019, **170**, 109–115.
- 87 T. Mokomele, L. da Costa Sousa, B. Bals, V. Balan, N. Goosen, B. E. Dale and J. F. Görgens, *Biofuel Bioprod. Biorefining*, 2018, **12**, 978–996.
- 88 P. Mor, B. Bals, A. K. Tyagi, F. Teymouri, N. Tyagi, S. Kumar, V. Bringi and M. VandeHaar, *J. Dairy Sci.*, 2018, **101**, 7990–8003.
- 89 M. Jin, V. Balan, C. Gunawan and B. E. Dale, *Biotechnol. Bioeng.*, 2011, **108**, 1290–1297.
- 90 C. Krishnan, L. da Costa Sousa, M. Jin, L. Chang, B. E. Dale and V. Balan, *Biotechnol. Bioeng.*, 2010, **107**, 441–450.
- 91 G. L. Cao, X. F. Xia, L. Zhao, Z. Y. Wang, X. Li and Q. Yang, *Int. J. Hydrogen Energy*, 2013, **38**, 15653–15659.
- 92 B. Bals, F. Teymouri, D. Haddad, W. A. Julian, R. Vismeh, A. D. Jones, P. Mor, B. Van Soest, A. Tyagi, M. Vandehaar and V. Bringi, *J. Agric. Food Chem.*, 2019, **67**, 10756–10763.
- 93 H. Dong, L. da C. Sousa, B. Ubanwa, A. D. Jones and V. Balan, *Front. Chem.*, 2022, **9**, 826625.
- 94 Y. P. Xue, M. Jin, A. Orjuela, P. J. Slininger, B. S. Dien, B. E. Dale and V. Balan, *RSC Adv.*, 2015, **5**, 28725–28734.
- 95 P. J. Slininger, B. S. Dien, C. P. Kurtzman, B. R. Moser, E. L. Bakota, S. R. Thompson, P. J. O'Bryan, M. A. Cotta, V. Balan, M. Jin, L. D. C. Sousa and B. E. Dale, *Biotechnol. Bioeng.*, 2016, **113**, 1676–1690.
- 96 B. Bals, L. Teachworth, B. Dale and V. Balan, *Appl. Biochem. Biotechnol.*, 2007, **143**, 187–198.
- 97 V. Balan, E. D. Bruce and B. Bals, Separation of proteins from grasses integrated with ammonia fiber explosion (afex) pretreatment and cellulose hydrolysis, WO2008020901A2, 2007, <https://patents.google.com/patent/WO2008020901A2/en>.
- 98 M. Hu, L. Yuan, Z. Cai, J. Zhang, D. Ji and L. Zang, *ACS Omega*, 2021, **6**, 31689–31698.
- 99 N. R. Baral and A. Shah, *Bioresour. Technol.*, 2017, **232**, 331–343.
- 100 N. R. Baral and A. Shah, *Biofuel Bioprod. Biorefining*, 2016, **10**, 70–88.

