

Cite this: *Chem. Sci.*, 2024, 15, 271

All publication charges for this article have been paid for by the Royal Society of Chemistry

Photocatalytic (3 + 2) dipolar cycloadditions of aziridines driven by visible-light†

Daniele Mazzarella,[‡] Tommaso Bortolato,[‡]‡^a Giorgio Pelosi[‡] ^b and Luca Dell'Amico[‡] ^{*a}

Herein, we document the design and development of a novel (3 + 2) cycloaddition reaction aided by the activity of an organic photocatalyst and visible light. The process is extremely fast, taking place in a few minutes, with virtually complete atom economy. A large variety of structurally diverse aziridines were used as masked ylides in the presence of different types of dipolarophiles (28 examples with up to 94% yield and >95:5 dr). Mechanistic insights obtained from photophysical, electrochemical and experimental studies highlight that the chemistry is driven by the *in situ* generation of the reactive ylide through two consecutive electron-transfer processes. We also report an aerobic cascade process, where an additional oxidation step grants access to a vast array of pyrrole derivatives (19 examples with up to 95% yield). Interestingly, the extended aromatic core exhibits a distinctive absorption and emission profile, which can be easily used to tag the effectiveness of this covalent linkage.

Received 8th November 2023
Accepted 29th November 2023

DOI: 10.1039/d3sc05997a

rsc.li/chemical-science

Introduction

Since its discovery in the 1960s,¹ the Huisgen 1,3-dipolar cycloaddition (1,3-DPC) has become one of the most studied and useful reactions in synthetic and medicinal chemistry (Fig. 1a).² Through its unique mechanistic pathway, it is possible to access in a rapid and atom-economical manner biorelevant natural products, pharmaceuticals, materials, and bioconjugates. The 1,3-DPC is the prototypical click reaction, recently further popularized by a widespread use under bio-orthogonal settings.³ Owing to the excellent synthetic potential of the 1,3-DPC, extensive research has been made towards the identification of versatile 1,3-dipoles.² Across these scaffolds (Fig. 1a, right), azomethine ylides are particular appealing due to (i) their structural diversity and (ii) the ability to form two new C–C bonds in a single step, while (iii) accessing synthetically relevant cores, such as pyrrolidine derivatives.⁴ Azomethine ylides can be generated *in situ* from stable precursors such as esters/malonates or acids (EWG in Fig. 1a) upon deprotonation or decarboxylation, respectively. This approach has been largely explored in organocatalysis,⁵ although it restricts the generality of the process to tailored substrates bearing electron-withdrawing groups (EWGs). A more general approach,

pioneered by Heine and Huisgen,⁶ involves the use of strained aziridines, as masked azomethine ylides (Fig. 1b, top). Interestingly, the 1,3-DPC for small ring expansion *via* the generation of an ylide intermediate allows the straightforward installation of multiple C–C or C-heteroatom bonds into complex structural units, which is difficult to achieve by other means. On the other hand, this strain-release strategy involves the use of harsh reaction conditions with temperatures spanning from 140 to 220 °C. To circumvent this issue, the authors have also investigated a photochemical variant, although involving the use of highly energetic UV-light sources (Fig. 1b, bottom). Due to these limitations and the low generality of the process, the community has gradually forsaken this synthetic strategy. Over the last few decades, it has been demonstrated that photoredox catalysis⁷ can grant access to structurally complex scaffolds by the activation of small molecules under very mild reaction conditions.⁸ Thus, many historical photoreactions⁹ have been revisited using milder and more general conditions. In this scenario, the activation of small rings is a promising area of research.¹⁰ In fact, the visible-light-driven activation of cyclopropylamines,¹¹ cyclopropanols,¹² cyclopropanes¹³ and many others has led to a substantial synthetic and mechanistic progress. However, the use of aziridines as azomethine ylide precursors for cycloadditions under photoredox conditions has been long overlooked.¹⁴

Herein, we documented the design and development of a general and mild methodology for the generation of azomethine ylides by means of photoredox catalysis (Fig. 1c). The visible light mediated ring-opening of aziridines, as strained 3-membered N-heterocycles, occurs rapidly with a wide variety of dipolarophiles, including olefins, aldehydes, azodicarboxylates, and Schiff bases, yielding relevant structural targets with high

^aDepartment of Chemical Sciences, University of Padova, Via Francesco Marzolo 1, 35131, Padova, Italy. E-mail: luca.dellamico@unipd.it

^bDepartment of Chemistry, Life Sciences and Environmental Sustainability, University of Parma, Parco Area delle Scienze 17, 43124, Parma, Italy

† Electronic supplementary information (ESI) available. CCDC 2285592, 2285593 and 2300984. For ESI and crystallographic data in CIF or other electronic format see DOI: <https://doi.org/10.1039/d3sc05997a>

‡ These authors contributed equally.



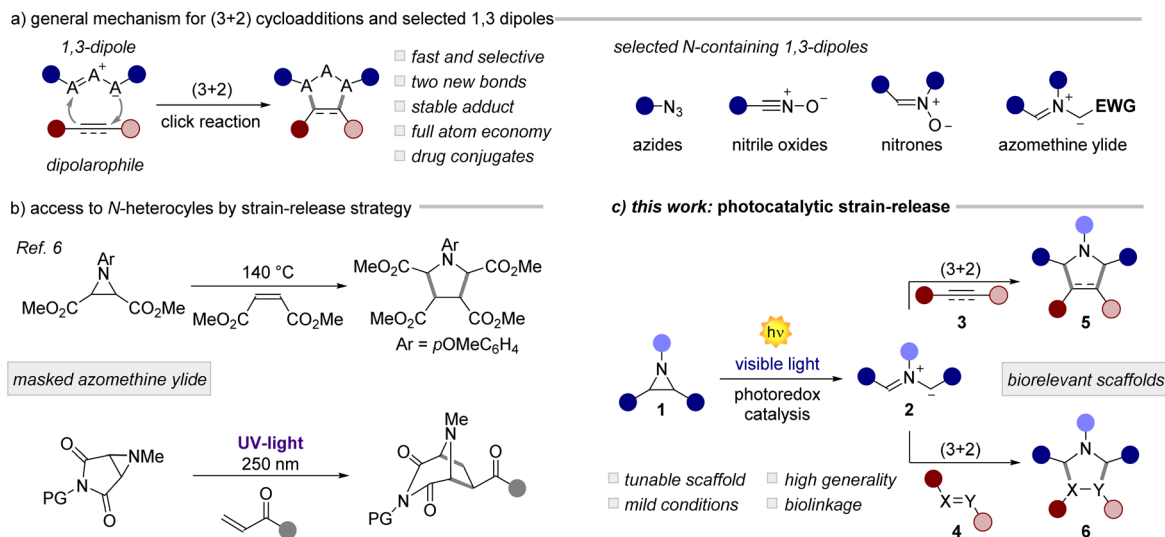


Fig. 1 (a) General mechanism for (3 + 2) cycloadditions and an array of 1,3-dipoles containing a nitrogen atom. (b) Use of aziridines to access azomethine ylides. (c) This work: visible-light photocatalytic reactions of aziridines. PG: protecting group.

diastereoselectivity. In the presence of alkynes, a photocatalytic cascade process takes place leading to densely functionalized pyrroles in high yield, in a single synthetic operation. Finally, we applied this method to the conjugation of biologically relevant molecules including dehydroabietylamine, glucose and phenylglycine derivatives.¹⁵

Results and discussion

Optimization and scope of the reaction

We initiated our investigation using aziridine *anti*-7 and maleimide 8. We initially evaluated the possibility of engaging *anti*-7 into an EDA complex.¹⁶ However, no new band was observed upon mixing of *anti*-7 and 8 (see ESI†). Consistently, under 400 nm irradiation the (3 + 2) cycloaddition product 9 was obtained only in traces (Table 1, entry 1). We thus evaluated diverse organic PCs with various excited state redox potentials (entries 2–6), spanning from $E_{\text{red}}^* = 1.28$ V to 2.55 V (vs. SCE in MeCN).^{7a,17} Dicyanoanthracene (DCA) outperformed the other catalysts, furnishing product 9 in 94% yield as the single *anti*-diastereomer (entry 5). Using *syn*-7, a modest diastereomeric ratio (dr) was observed, slightly favouring the *syn*-product 9 (entry 7). Furthermore, this photocatalytic reaction is very fast (see ESI† for the kinetic profile of the reaction), delivering product 9 after only 10 minutes of irradiation (entry 8), establishing its place among other photocatalytic click reactions.¹⁸ Finally, without irradiation, no reaction was observed (entry 9). With the optimized reaction conditions in hand, we next explored the generality of the process (Fig. 2). Albeit the reaction showed fast kinetics, we decided to keep the reaction time at 1.5 hours in order to have more general conditions regardless of the nature of the acceptor.

Variations of the steric and electronic properties of the aziridine, involving both the aryl rings and the *N*-protecting group, were well tolerated affording the corresponding cycloaddition products 9, 11–17 in high yields from 61% to 85% and

a diastereomeric ratio depending on the stereoisomer of the parent aziridine (*vide infra*). The process is amenable to a wide variety of dipolarophiles. Differently substituted maleimides and maleic anhydride (18–23) delivered the corresponding

Table 1 Optimization of the reaction conditions^a

Entry	PC	Light source (nm)	9, dr ^b <i>anti</i> : <i>syn</i>	9, yield ^c (%)
1	—	400	nd	<5
2	NTC	400	>95:5	34
3	NTC	427	>95:5	31
4	Mes-Acr	456	>95:5	76
5	DCA	427	>95:5	94
6	Ph ₃ Pyr ⁺	456	>95:5	64
7 ^d	DCA	427	45:55	76
8 ^e	DCA	427	>95:5	94
9	DCA	—	nd	<5

^a Reactions performed on a 0.2 mmol scale, using 1.2 equiv. of 8 in 4 mL of MeCN (see ESI). ^b The dr was inferred by ¹H-NMR analysis of the reaction crude. ^c Yield after isolation. ^d *syn*-7 was used. ^e Reaction time: 10 minutes.



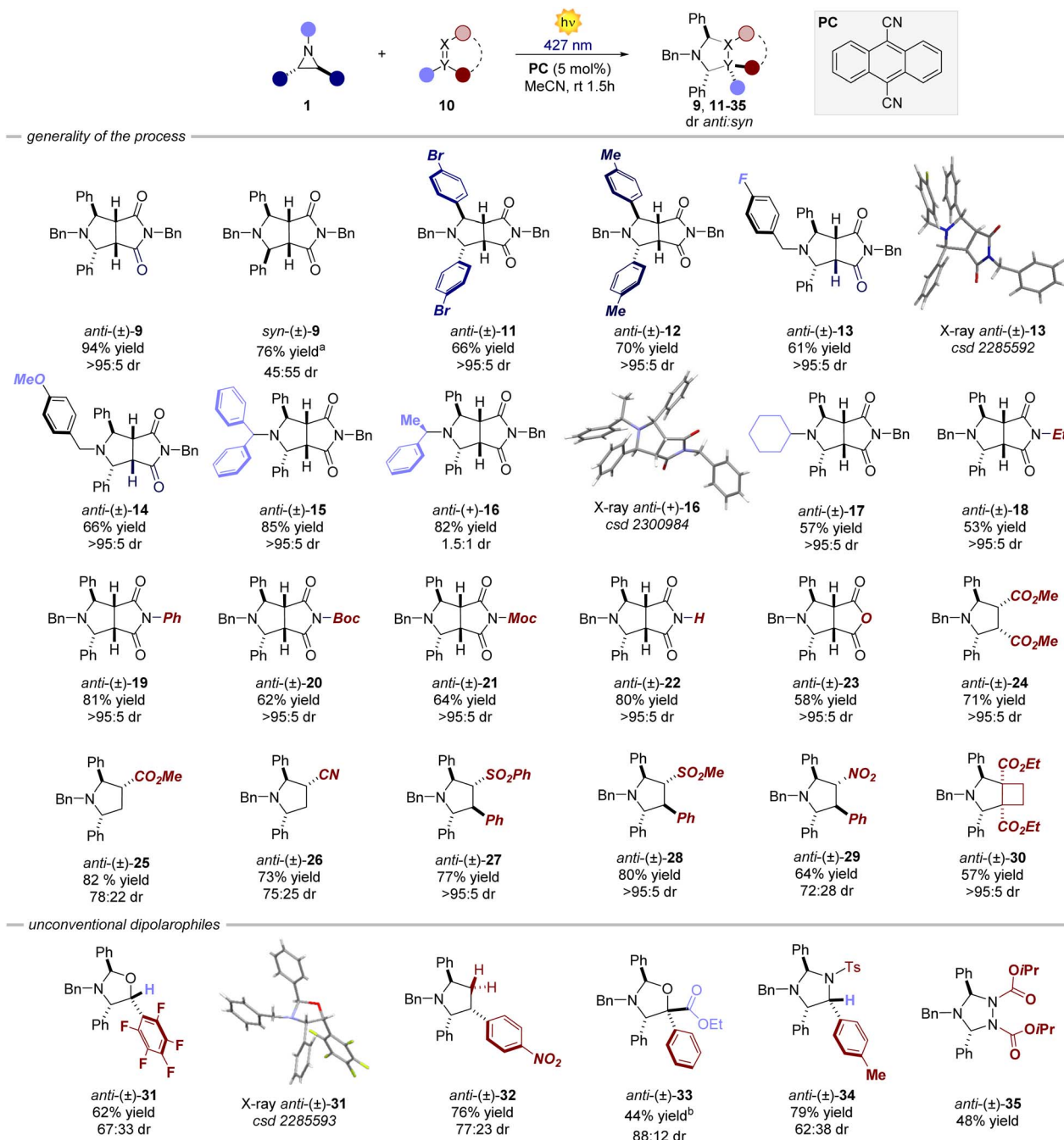


Fig. 2 Survey of the aziridines and dipolarophiles that can participate in the process. Reaction performed on a 0.2 mmol scale, using 1.2 equiv. of dipolarophile in 4 mL of MeCN. Yields refer to isolated products. ^a The *syn* aziridine was used. ^bYield measured by ¹H NMR. Boc: *tert*-butyloxycarbonyl. Moc: methoxycarbonyl. Ts: tosyl.

products in high yield (53–81%) and virtually complete diastereoselectivity. Interestingly, also non-cyclic precursors, including maleate, acrylate, acrylonitrile, sulphone and nitrostyrene derivatives, were found to be competent dipolarophiles, resulting in the formation of products **24–29** in high yield and dr. A strained cyclobutene derivative also afforded the corresponding bicyclic product **30** in 57% yield as a single diastereomer. Subsequently, we turned our attention to other non-classical dipolarophiles such as aldehydes, imines and other

nitrogen-containing molecules. In all the cases, the reactions furnished the desired cycloaddition products with moderate to high diastereoselectivity (up to >20:1 dr) and 40–79% yield. When employing non-cyclic precursors, the reaction displayed lower diastereocontrol arising from the possible *exo* and *endo* attacks of the azomethine ylide.¹⁹

The only limitation was found for aliphatic aldehydes. Octanal furnished the cycloaddition product in 10% yield.



Mechanistic investigations

After having assessed the generality of this novel reaction, we delved into understanding its underlying mechanism.²⁰ Our investigation began by exploring the interactions of the reaction components with the PC (Fig. 3a). While maleimide **8** did not significantly quench the excited state of the PC, the addition of aziridine *anti*-**7** led to a significant reduction of the PC emission. This observation prompted us to gather electrochemical evidence regarding the feasibility of the single electron transfer (SET) step between the photoexcited PC (E_{ox} 1.99 V vs. SCE in MeCN) and aziridine *anti*-**7** (Fig. 3b). Upon subjecting a solution of the aziridine *anti*-**7** to cyclic voltammetry during a reductive scan to -2 V, followed by an oxidative scan to 2 V, we observed a single irreversible anodic peak at approximately 1.54 V (vs. Ag/AgCl). This peak was ascribed to the oxidation of the aziridine. The obtained electrochemical data support the energetic feasibility of the SET from *anti*-**7** to the excited state of the PC. Furthermore, the non-reversible behaviour of the aziridine during the CV analysis suggests that, upon SET, the resulting radical cation rapidly transforms into another species. This notion was further reinforced by conducting the cyclic voltammetry analysis in the reverse order (*i.e.*, an initial oxidative scan

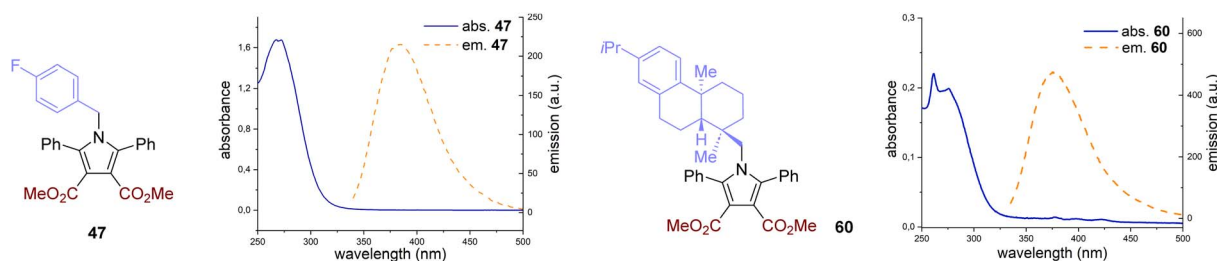
followed by a reductive scan), which revealed a new cathodic peak around -0.8 V. These results collectively indicate that the aziridine radical cation promptly undergoes a ring-opening process upon single electron oxidation, followed by a single electron reduction to form the corresponding azomethine ylide.²¹ This SET-ring opening-SET sequence occurs at a remarkably fast rate, as evidenced by the rapid kinetics observed for the model reaction (see ESI† for further details). Additionally, when conducting the reaction in the presence of 2 equivalents of TEMPO (Fig. 3c), product **9** was obtained in almost quantitative yield, corroborating the fast reaction kinetics. This result gives insight into the polar nature of the cycloaddition process, ruling out the hypothesis of any radical addition of **41**^{•+} to the olefin. Subsequently, a set of experiments where both *syn* and *anti* aziridine **7** were reacted with maleate **37** and fumarate **38** derivatives were performed (Fig. 3d). The reaction displayed a remarkable stereospecificity, preserving the relationship between the substituents on the double bond of the acceptor in the corresponding product. The reaction outcome aligns well with the rapid formation of the ylide, as discussed earlier, since an addition involving a radical ion would result in a non-stereospecific stepwise process. Based on



Fig. 3 Mechanistic studies for the photocatalytic reaction of aziridines. (a) Stern–Volmer quenching studies for aziridine **7** and maleimide **8**. (b) Electrochemical analyses of aziridine **7**. (c) TEMPO trapping experiments for the model reaction involving compounds **7** and **8**. (d) Stereospecificity experiments between *syn*-**7**, *anti*-**7** maleate **37** and fumarate **38**. (e) Proposed mechanism for the photocatalytic reaction of aziridines with olefins.



a) diphenyl pyrroles as fluorescent probes



b) application to biorelevant molecules

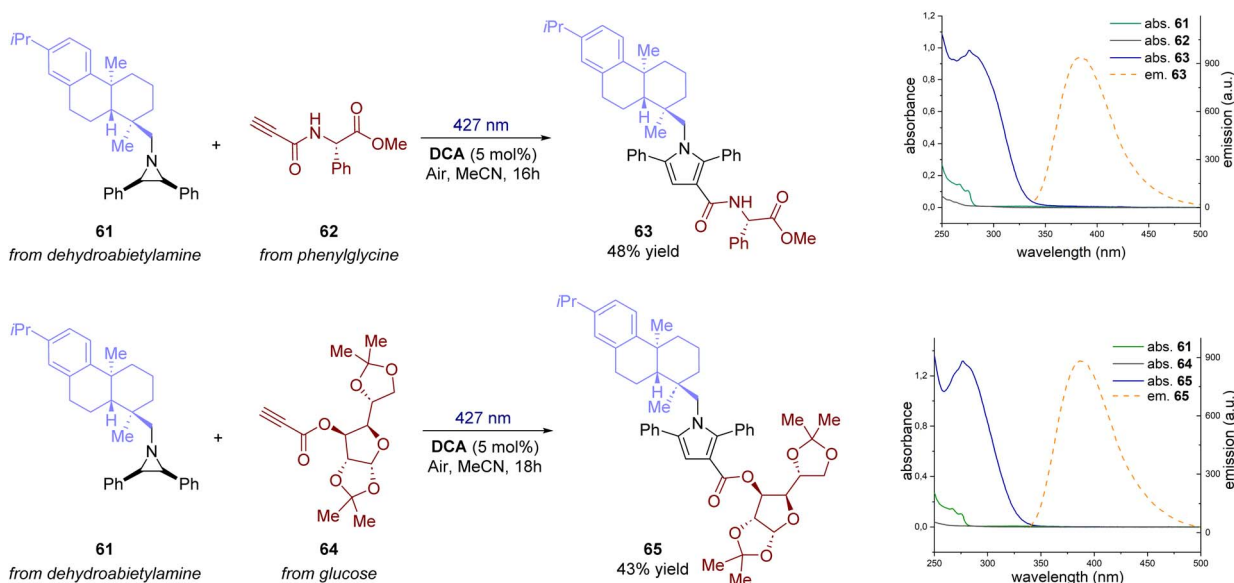


Fig. 5 Diphenyl pyrroles as fluorescent probes. (a) Absorption and emission of compounds 47 and 60. (b) Synthesis and photophysical characterization of compounds 63 and 65.

successfully converted into the corresponding pyrrole **60** in good yield. Remarkably, these products exhibit distinctive absorption and emission profiles resulting from the formation of the 2,5-diarylpyrrole core, making them potentially valuable molecular probes for bioconjugation reactions (Fig. 5a).^{15,23} Intrigued by these findings, we decided to delve deeper into this area by combining an aziridine derived from dehydroabietylamine (Fig. 5b, compound **61**) with alkynes bearing bio-relevant fragments such as an amino acid and a sugar (**62** and **64**). In both cases, the resulting products **63** and **65** displayed similar absorption and emission profiles compared to the model compound **47**, further confirming that the photophysical properties are indeed attributed to the pyrrole core.

Conclusions

In summary, we have developed a versatile synthetic strategy that harnesses the power of visible light to trigger the formation of reactive azomethine ylides through two consecutive SET events. The developed method is highly versatile, leading access to pyrrolidines and dihydropyrroles with high chemo-, regio- and diastereoselectivity (28 examples with up to 94% yield and >95 : 5 dr). Noteworthy, when the reaction is performed in the

presence of air, a variety of densely functionalized pyrroles were accessed (19 examples with up to 95% yield), in a peculiar light-driven cascade process. Due to the robustness and operational simplicity of this new (3 + 2) cycloaddition platform, we foresee its potential application under biological settings.

Data availability

Experimental procedures and spectral data can be found in the ESI.†

Author contributions

L. D. conceived and directed the project. D. M. and L. D. have written the manuscript with contributions from all authors. D. M. and T. B. have performed all the experiments. G. P. has performed the X-ray analyses. All authors have given approval to the final version of the manuscript.

Conflicts of interest

The authors declare no conflict of interest.



Acknowledgements

This work was supported by MUR (Ministero dell'Università) PRIN 2020927WY3_002, and (European Research Council) ERC-Starting Grant 2021 SYNPHOCAT 101040025 (L. D.). Chiesi Farmaceutici SpA and Dr Davide Balestri are acknowledged for the support with the D8 Venture X-ray equipment. Dr Deepak Singh is thanked for initial studies on the photo-catalytic reactivity of aziridines.

Notes and references

- (a) R. Huisgen, in *Zehnjahresfeier des Fonds der Chemischen Industrie, Düsseldorf*, 1960, pp. 73–102; (b) R. Huisgen, *Proc. Chem. Soc., London*, 1961, 357; (c) R. Huisgen, *Angew. Chem. Int. Ed. Engl.*, 1963, **2**, 565.
- M. Breugst and H.-U. Reissig, *Angew. Chem., Int. Ed.*, 2020, **59**, 12293.
- (a) A. Lauria, R. Delisi, F. Mingoia, A. Terenzi, A. Martorana, G. Barone and A. M. Almerico, *Eur. J. Org. Chem.*, 2014, **16**, 3289; (b) R. J. Pieters, D. T. S. Rijkers and R. M. J. Liskamp, *QSAR Comb. Sci.*, 2007, **26**, 1181; (c) J. C. Jewett and C. R. Bertozzi, *Chem. Soc. Rev.*, 2010, **39**, 1272; (d) D. A. Bilodeau, K. D. Margison, M. Serhan and J. P. Pezacki, *Chem. Rev.*, 2021, **121**, 6699.
- (a) O. Tsuge and S. Kanemasa, in *Recent Advances in Heterocyclic Chemistry*, ed. A. R. Katritzky, Academic Press, New York, 1989, vol. 45, pp. 231–349; (b) I. Coldham and R. Hufton, *Chem. Rev.*, 2005, **105**, 2765; (c) C. Najera and J. M. Sansano, *Curr. Org. Chem.*, 2003, **7**, 1105.
- R. Dalpozzo, G. Bartoli and G. Bencivenni, *Chem. Soc. Rev.*, 2012, **41**, 7247.
- (a) H. W. Heine and R. Peavy, *Tetrahedron Lett.*, 1965, **6**, 3123; (b) R. Huisgen, W. Scheer and H. Huber, *J. Am. Chem. Soc.*, 1967, **89**, 1753.
- (a) N. A. Romero and D. A. Nicewicz, *Chem. Rev.*, 2016, **116**, 10075; (b) C. K. Prier, D. A. Rankic and D. W. C. MacMillan, *Chem. Rev.*, 2013, **113**, 5322; (c) J.-P. Goddard, C. Ollivier and L. Fensterbank, *Acc. Chem. Res.*, 2016, **49**, 1924; (d) J. M. R. Narayanam and C. R. J. Stephenson, *Chem. Soc. Rev.*, 2011, **40**, 102; (e) M. H. Shaw, J. Twilton and D. W. C. MacMillan, *J. Org. Chem.*, 2016, **81**, 6898; (f) T. Bortolato, S. Cuadros, G. Simionato and L. Dell'Amico, *Chem. Commun.*, 2022, **58**, 1263.
- T. P. Nicholls, D. Leonori and A. C. Bissember, *Nat. Prod. Rep.*, 2016, **33**, 1248.
- M. Oelgemöller and N. Hoffman, *Photoreactions in Encyclopedia of Physical Organic Chemistry*, ed. Z. Wang, U. Wille and E. Juaristi, Wiley, 2017, pp. 1–65.
- P. Bellotti and F. Glorius, *J. Am. Chem. Soc.*, 2023, **145**, 20716.
- For selected examples: (a) S. Maity, M. Zhu, R. S. Shinabery and N. Zheng, *Angew. Chem., Int. Ed.*, 2012, **51**, 222; (b) D. H. White, A. Noble, K. I. Booker-Milburn and V. K. Aggarwal, *Org. Lett.*, 2021, **23**, 3038; (c) Y. Zheng, W. Huang, R. K. Dhungana, A. Granados, S. Keess, M. Makvandi and G. A. Molander, *J. Am. Chem. Soc.*, 2022, **144**, 23685.
- For selected examples: (a) J. Wang and X. Li, *Chem. Sci.*, 2022, **13**, 3020; (b) N. Varabyeva, M. Barysevich, Y. Anishevich and A. Hurski, *Org. Lett.*, 2021, **23**, 5452; (c) C. Jiang, P. Chen and G. Liu, *Sci. China: Chem.*, 2023, **66**, 2858.
- For selected examples: (a) Z. Zuo, C. G. Daniluc and A. Studer, *Angew. Chem., Int. Ed.*, 2021, **60**, 25252; (b) L. Ge, D.-X. Wang, R. Xing, D. Ma, P. J. Walsh and C. Feng, *Nat. Commun.*, 2019, **10**, 4367; (c) Y. Xu, H.-X. Gao, C. Pan, Y. Shi, C. Zhang, G. Huang and C. Feng, *Angew. Chem., Int. Ed.*, 2023, **62**, e202310671; (d) L. Ge, C. Zhang, C. Pan, D.-X. Wang, D.-Y. Liu, Z.-Q. Li, P. Shen, L. Tian and C. Feng, *Nat. Commun.*, 2022, **13**, 5938.
- (a) A. P. Schaap, G. Prasad and S. Siddiqui, *Tetrahedron Lett.*, 1984, **25**, 3035; (b) V. Caër, A. Laurent, É. Laurent and R. Tardivel, *New J. Chem.*, 1987, **11**, 351. For an example involving the use of aziridines that does not involve azomethine ylide intermediates see: (c) Y. Li, F. Chen, S. Zhu and L. Chu, *Org. Chem. Front.*, 2021, **8**, 2196.
- (a) K. L. Holmes and L. M. Lantz, *Methods Cell Biol.*, 2001, **63**, 185; (b) E. Gallo, *Bioconjugate Chem.*, 2020, **31**, 16.
- (a) G. E. M. Crisenza, D. Mazzarella and P. Melchiorre, *J. Am. Chem. Soc.*, 2020, **142**, 5461; (b) C. G. S. Lima, T. de M. Lima, M. Duarte, I. D. Jurberg and W. Paixão, *ACS Catal.*, 2016, **6**, 1389.
- A. Vega-Peñalosa, J. Mateos, X. Companyó, M. Escudero-Casao and L. Dell'Amico, *Angew. Chem., Int. Ed.*, 2021, **60**, 1082.
- M. A. Tasdelen and Y. Yagci, *Angew. Chem., Int. Ed.*, 2013, **52**, 5930.
- (a) K. Matsumoto, H. Iida, T. Uchida, Y. Yabe, A. Kakehi and J. W. Lown, *Can. J. Chem.*, 1994, **72**, 2108; (b) C. Wittland, M. Arend and N. Risch, *Synthesis*, 1996, 367.
- L. Buzzetti, G. E. M. Crisenza and P. Melchiorre, *Angew. Chem., Int. Ed.*, 2019, **58**, 3730.
- This scenario is in agreement with the behaviour of radical cations generated from different phenyl-substituted aziridines by pulse radiolysis, please see: C. Gaebert, J. Mattay, M. Toubartz, S. Steenken, B. Müller and T. Bally, *Chem.–Eur. J.*, 2005, **11**, 1294.
- (a) X. Ju, D. Li, W. Li, W. Yu and F. Bian, *Adv. Synth. Catal.*, 2012, **354**, 3561; (b) S. Zhu, A. Das, L. Bui, H. Zhou, D. P. Curran and M. Rueping, *J. Am. Chem. Soc.*, 2013, **135**, 1823; (c) D. Chandrasekhar, S. Borra, J. S. Kapure, G. S. Shivaji, G. Srinivasulu and R. A. Maurya, *Org. Chem. Front.*, 2015, **2**, 1308; (d) H. Liu, L. Ma, R. Zhou, X. Chen, W. Fang and J. Wu, *ACS Catal.*, 2018, **8**, 6224.
- P. Pfaff, F. Anderl, M. Fink, M. Balkenhohl and E. Carreira, *J. Am. Chem. Soc.*, 2021, **143**, 14495.

