



Cite this: *Catal. Sci. Technol.*, 2023, 13, 2597

## Synthetic strategies for fluorosulfonylated compounds: application to click chemistry reactions

Sebastián Barata-Vallejo, \*<sup>ab</sup> Damian E. Yerien <sup>a</sup> and Al Postigo \*<sup>a</sup>

The syntheses and applications of fluorosulfonylated organic compounds have flourished in the last ten years due to their versatility to participate in click chemistry (SuFEx) reactions. Also, organic architectures that combine the SO<sub>2</sub>F group and other ancillary functional moieties such as olefins, alkynes, etc. (i.e.: bis-electrophiles) have augmented the applications and diversity of the end compounds. To this effect, the association of an alkyne functionality and the SuFExable group within one structure has been shown to encompass two-in-one click chemistry sequential protocols with the aim of building on the diversity of scaffolds by two consecutive click processes. We next examine the syntheses of (hetero)aromatic-, alkyl-, alkenyl-, and alkynyl-sulfonyl fluorides and β-keto-sulfonyl fluorides and the syntheses of compounds bearing N-SO<sub>2</sub>F and O-SO<sub>2</sub>F bonds through diverse catalytic methods, illustrating examples of their SuFEx click chemistry and other ancillary functional group reactivity.

Received 22nd November 2022,  
Accepted 28th February 2023

DOI: 10.1039/d2cy01998a

rsc.li/catalysis

### A. Introduction

The association of sulfur and fluorine atoms has granted organic, biological and medicinal chemistry and materials sciences with most valuable groups, such as -SF<sub>5</sub>,<sup>1-3</sup> -SF<sub>4</sub> Cl,<sup>1,2</sup> -OSO<sub>2</sub>F,<sup>4-6</sup> -SO<sub>2</sub>CF<sub>3</sub>,<sup>7-10</sup> -S(O)CF<sub>3</sub>,<sup>11,12</sup> -SO<sub>2</sub>R<sub>F</sub>, -S(=O)(=N)(R)F,<sup>13</sup> and -SO<sub>2</sub>F,<sup>14</sup> among others.

Sulfonyl fluorides (R(Ar)-SO<sub>2</sub>F) are chemically stable towards reduction<sup>15</sup> and hydrolysis,<sup>16</sup> and bear special proton-mediated reactivity.<sup>14</sup> The -SO<sub>2</sub>F group, which is known to be stable under physiological conditions, has relevance in biological chemistry; as such, it encompasses a class of pharmacophores that provide permanent inhibition of target proteins. Furthermore, sulfonyl fluoride biological probes are being used worldwide.<sup>17</sup> Aromatic sulfonyl fluorides react chemoselectively with tyrosine in the presence of other nucleophilic amino residues. For instance, phenyl methyl sulfonyl fluoride (PMSF) and 4-(2-aminoethyl) benzenesulfonyl fluoride hydrochloride (AEBSF, Pefabloc®) are protease inhibitors, and in the case of PMSF, it is widely applied in biochemistry.<sup>18,19</sup> In addition, there are above 150 approved drugs in the market that contain S(vi) functionalities.<sup>20,21</sup>

Sulfonyl fluorides have also widespread applications in the field of organic chemistry, as fluorinating reagents<sup>22,23</sup>



Sebastián Barata-Vallejo

*Sebastián Barata-Vallejo was born in General Villegas (Argentina) and holds degrees in Pharmacy (2007) and Biochemistry (2010). He obtained his Ph.D. degree (2012) from the University of Buenos Aires, studying radical reactions in aqueous and microheterogeneous media under the supervision of Prof. A. Postigo. He has been a research fellow and has held several postdoctoral positions at the Istituto per la Sintesi*

*Organica e la Fotoreattività (ISOF), Consiglio Nazionale delle Ricerche (CNR), Bologna, Italia, under the supervision of Dr. C. Chatgililoglu, studying biomimetic radical reactions and their mechanisms. He is currently a researcher at the National Council for Scientific and Technical Investigation, CONICET (Argentina), a research associate at ISOF-CNR, Bologna, Italy, and a lecturer at the Department of Chemical Sciences, Faculty of Pharmacy and Biochemistry, University of Buenos Aires. His research activities focus on radical organic chemistry, in particular carbon- and sulfur-centered radical reactivity, fluoroalkylation reactions by radical pathways, and photocatalysis.*

<sup>a</sup> Facultad de Farmacia y Bioquímica, Departamento de Ciencias Químicas, Universidad de Buenos Aires, Junín 954, Buenos Aires, CP 1113, Argentina.  
E-mail: apostigo@ffyb.uba.ar

<sup>b</sup> Istituto per la Sintesi Organica e la Fotoreattività ISOF, Consiglio Nazionale delle Ricerche, Via P. Gobetti 101, Bologna, 40129, Italy.  
E-mail: sebastian.barata@isof.cnr.it

and synthetic precursors for the preparation of sulfonamides,<sup>24</sup> sulfones,<sup>25</sup> and sulfonate esters,<sup>4</sup> as well as <sup>18</sup>F radiolabeling.<sup>26,27</sup>

Nonetheless, the most relevant application of sulfonyl fluorides is sulfur(vi) fluoride exchange (SuFEx), considered a valuable click reaction as firstly proposed by Sharpless and coworkers in their seminal paper of 2014.<sup>14</sup> As definition of click reactions go, “simple synthetic operational processes that work under oxygen, are water tolerant, afford products in high yields and with minimal purification requirements effecting carbon-heteroatom linkages”,<sup>14</sup> the sulfonyl fluoride group plays a central role as a precursor of SO<sub>2</sub> connectors. Hence, sulfonyl fluorides are of particular interest in drug discovery as click functionalities, which facilitate rapid derivatization of sulfonylated analogs in structure–activity relationships.

A typical approach to introduce SO<sub>2</sub>F is by fluorination of sulfonyl chlorides, employing KF/18-crown-6 in water<sup>28</sup> or KHF<sub>2</sub>.<sup>14</sup> Many reagents have been developed in the SuFEx field. Sulfuryl fluoride (SO<sub>2</sub>F<sub>2</sub>),<sup>29</sup> a gas reagent, can react with oxygen or nitrogen nucleophiles to afford fluorosulfates (or fluorosulfonates) or fluorosulfonamides, respectively, which in turn can function as click connectors for ulterior nucleophilic substitutions.

Ethene sulfonyl fluoride (ESF) (*vide infra*, section C.2.2.)<sup>20</sup> is considered a bis-electrophile for click chemistry.<sup>30a,b</sup> Thionyl tetrafluoride (SO<sub>2</sub>F<sub>4</sub>)<sup>30c</sup> provides two click sites by reaction with primary amino groups. 1-Bromoethene-1-sulfonyl fluoride (1-Br-ESF), with a bromide moiety connected to the vinyl group adjacent to the fluoride, has also been proposed as a SuFEx reagent.<sup>31</sup>

Radical sulfur dioxide insertion/fluorination employing DABSO (1,4-diazabicyclo[2.2.2]octane bis(sulfur dioxide)

adduct) as a SO<sub>2</sub> surrogate followed by electrophilic fluorination (or by inorganic fluoride sources) is another approach for obtaining sulfonyl fluorides.<sup>32</sup> Thus, there is a significant need for alternative methods (one-pot procedures) to synthesize aromatic and aliphatic sulfonyl fluorides that allow the simultaneous incorporation of both SO<sub>2</sub> and F groups, without the requirement of previously installed SO<sub>2</sub> or F functionalities.

Recent review articles on the applications and reagents,<sup>33</sup> properties and reactions<sup>34a</sup> of sulfonyl fluorides have been advanced, as well as an account on classification<sup>34b</sup> based on families of organic fluorosulfonylated compounds.<sup>33,35</sup> Radical synthetic procedures to obtain fluorosulfonylated aliphatic compounds have very recently been reviewed.<sup>36,37</sup> The extraordinary progress in the past few years on the chemistry of sulfonyl fluorides is driven by the SuFEx chemistry which represents one of the most significant click reactions, with relevance in numerous fields and research areas.<sup>38</sup>

We next examine, from the organic chemistry perspective, the catalytic syntheses of (hetero)aromatic-, alkyl-, alkenyl-, and alkynyl-sulfonyl fluorides and β-keto-sulfonyl fluorides and the syntheses of compounds with N–SO<sub>2</sub>F and O–SO<sub>2</sub>F bonds, illustrating examples of their SuFEx chemistry and other ancillary functional group reactivity. A summary of all reactions is presented in Tables 1–4.

## B. Fluorosulfonylation of (hetero) aromatic compounds

Apart from the classical Cl/F exchange in aryl sulfonyl chlorides, the synthesis of aromatic sulfonyl fluorides has been studied for some time. The reaction of disulfides with



**Damian E. Yerien**

and Technical Investigation, CONICET (Argentina) and a teaching assistant at the Department of Chemical Sciences, Faculty of Pharmacy and Biochemistry, University of Buenos Aires.

Damian E. Yerien was born in Argentina and obtained his degree in Biochemistry from the University of Buenos Aires in 2014. He obtained his Ph.D. degree (2019) from the University of Buenos Aires studying synthetic and mechanistic aspects of radical perfluoroalkylation reactions through photoredox catalysis, under the direction of Prof. Dr. Al Postigo. He is currently a researcher at the National Council for Scientific




**Al Postigo**

professorship positions at the University of Córdoba, the University of Buenos Aires, and the University of Belgrano. He is currently a full professor of Organic Chemistry at the Department of Chemical Sciences, Faculty of Pharmacy and Biochemistry, University of Buenos Aires. His interests are in the areas of radical chemistry and fluorine chemistry. He is devoted to studying radical reactions of these species in water and nonconventional media.

Al Postigo was born in Argentina and obtained his M.Sc. degree from the University of Buenos Aires in 1986. He moved to Canada in 1990 and obtained his Ph.D. from McMaster University in 1994, under the direction of Prof. Dr. W. J. Leigh. After postdoctoral positions in Canada, he returned to Argentina and worked with Prof. Dr. R. Rossi at the University of Córdoba in the area of radical ion reactions. He held assistant and associate

**Table 1** Methods to synthesize (hetero)aromatic sulfonyl fluorides Ar-SO<sub>2</sub>F

No.	Starting substrate	Product	Reagents & reaction conditions	Ref.
1	ArSO <sub>2</sub> NHNH <sub>2</sub>	ArSO <sub>2</sub> F	<b>Selectfluor</b> H <sub>2</sub> O, 60 °C	43a
2	Ar-SO <sub>2</sub> Na	ArSO <sub>2</sub> F	<b>Selectfluor</b> H <sub>2</sub> O, 60 °C	43a
3	Ar-SO <sub>2</sub> NH <sub>2</sub>	ArSO <sub>2</sub> F	Pyrylium bromide MgCl <sub>2</sub> , <b>KF</b> , MeCN, then H <sub>2</sub> O	42
4	Ar-N=N-SO <sub>2</sub> Me	ArSO <sub>2</sub> F	<b>K<sub>2</sub>S<sub>2</sub>O<sub>5</sub></b> , <b>NFSI</b> , MeCN:H <sub>2</sub> O, blue LEDs, r.t., 4 h	55
5	Ar-I	ArSO <sub>2</sub> F	1) Pd(OAc) <sub>2</sub> <b>DABSO</b> Pd <sub>2</sub> Bu, iPrOH 75 °C, 16 h 2) <b>Selectfluor</b>	4
6		(Het)SO <sub>2</sub> F	1) <b>DABSO</b> , PdCl <sub>2</sub> (AmPhos) <sub>2</sub> , Et <sub>3</sub> N, i-PrOH 75 °C, 24 h 2) <b>NFSI</b>	32
7	(TMS)ArOTf	ArSO <sub>2</sub> F	NHR <sup>1</sup> R <sup>2</sup> , SO <sub>2</sub> F <sub>2</sub> , <b>KF</b> , 18-crown-6 THF	44
8		ArSO <sub>2</sub> F	1) NiBr <sub>2</sub> (glyme), Tmphen, <b>DABSO</b> , LiOt-Bu DMI, 100 °C, 16 h 2) <b>NFSI</b> , DIPEA	45
9	(Het)aryl-SH or (Het)aryl-SS-aryl(Het)	(Het)aryl-SO <sub>2</sub> F	Batch electrocell, (C/Fe) <b>KF</b> , pyridine, CH <sub>3</sub> CN/HCl, 20 mA, r.t., 6–48 h	47
10	ArN <sub>2</sub> BF <sub>4</sub>	ArSO <sub>2</sub> F	<b>DABSO</b> , <b>KHF<sub>2</sub></b> , CuCl <sub>2</sub> , 6,6'-dimethyl-2,2'-dipyridyl, MeCN, r.t., 12 h	49
11	ArN <sub>2</sub> BF <sub>4</sub>	ArSO <sub>2</sub> F	<b>Na<sub>2</sub>S<sub>2</sub>O<sub>5</sub></b> , <b>NFSI</b> , MeCN/H <sub>2</sub> O = 20 : 1 N <sub>2</sub> , 60 °C, 6 h	50
12	ArN <sub>2</sub> BF <sub>4</sub>	ArSO <sub>2</sub> F	<b>DABSO</b> , 3DPAFIPN <b>KHF<sub>2</sub></b> , MeCN, blue LED, r.t., 16 h	54
13	ArN <sub>2</sub> BF <sub>4</sub>	ArSO <sub>2</sub> F	<b>K<sub>2</sub>S<sub>2</sub>O<sub>5</sub></b> , <b>NFSI</b> , MeOH/H <sub>2</sub> O/AcOH, r.t., 6 h	51, 52
14	ArN <sub>2</sub> BF <sub>4</sub>	ArSO <sub>2</sub> F	<b>Na<sub>2</sub>S<sub>2</sub>O<sub>5</sub></b> , <b>NFSI</b> , <b>Selectfluor</b> , MeOH, 70 °C, 9 h	53
15	(Het)Ar-MgX	(Het)Ar-SO <sub>2</sub> F	SO <sub>2</sub> F <sub>2</sub> , THF, 23 °C, 1 h	46
16	R-N <sub>3</sub>		DMF, 50 °C, 14 h	59
17			 N(Pr) <sub>3</sub> , <sup>t</sup> BuOH, r.t.	31
18			 <b>DABSO</b> , <b>NFSI</b> , base, [Cu], MeCN, 40 °C, 2 h	43b

6.5 equivalents of Selectfluor in refluxing acetonitrile/water (10:1) provided sulfonyl fluorides in high yields.<sup>39–41</sup> Aryl sulfonamides can also be used as starting substrates for the synthesis of aryl sulfonyl fluorides.<sup>42</sup>

In 2016, an indirect metal-free method (a method employing substrates that already contain S) to obtain aromatic sulfonyl fluorides was reported by Tang, Wang, and collaborators.<sup>43a</sup> The method required pre-synthesized aryl sulfonyl hydrazides as starting materials but ran without catalysts or additives and was carried out in water under an air atmosphere; the fluorinating agent was Selectfluor. The authors<sup>43a</sup> also attempted the fluorination in water from sodium arylsulfonates, resulting in good yields of arylfluorosulfonylated products. The scope of the reaction regarding sulfonylhydrazides is depicted in Scheme 1.

Substrates bearing both electron withdrawing and releasing groups afforded good yields of fluorosulfonylated products (Scheme 1). The scope regarding sodium arylsulfonates is presented in Scheme 2.








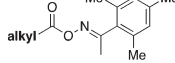




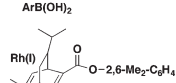











The authors studied the reaction mechanism. When radical scavenger TEMPO (2,2,6,6-tetramethyl-1-piperidinyloxy) was

introduced in the reaction mixture, the formation of fluorosulfonylated products was suppressed, suggesting a free radical pathway. However, TEMPO had no effect on the reaction of sodium arylsulfonate salts. Consequently, the authors<sup>43a</sup> proposed a mechanism where the aryl sulfonylhydrazide reacts with Selectfluor to afford a fluorine radical and radical intermediate **I**, releasing gaseous nitrogen in the presence of water, and an acidic solution is formed (Scheme 3). Resonance forms **I** and **II** (Scheme 3) undergo fluorine atom transfer from Selectfluor to yield the sulfonyl fluoride.

One advantage of the work of Wang<sup>43a</sup> is the innocuous reaction medium. However, the use of expensive Selectfluor limits the large-scale application of the protocol.

In 2017, Tribby, Ball and collaborators<sup>4</sup> came up with a relatively simple method to convert aryl iodides to aryl sulfonyl fluorides, employing a Pd catalyst, DABSO as a SO<sub>2</sub> surrogate, and Selectfluor as the source of fluorine, in isopropyl alcohol as solvent, at 75 °C for 16 h. This protocol is a one-pot procedure and requires only column chromatography for product purification. The scope of the transformation is shown in Scheme 4.

Table 2 Methods to synthesize alkyl sulfonyl fluorides Ar-SO<sub>2</sub>F

Entry	Starting substrate	Product	Reagents & reaction conditions	Ref.
1	R-Br	R-SO <sub>2</sub> F	1. <b>Rongalite</b> , DMSO, r.t. 2. H <sub>3</sub> PO <sub>4</sub> 3. DIPEA, NFSI	66
2	R-I		 Mn <sub>2</sub> (CO) <sub>10</sub> , HE, DMSO 5 W blue LED, r.t. 24 h, Ar	60
3	RCOOH	R-SO <sub>2</sub> F	Na <sub>2</sub> S <sub>2</sub> O <sub>5</sub> , NFSI, Cu, Na <sub>2</sub> HPO <sub>4</sub> , MeCN:H <sub>2</sub> O, r.t.	70
4			 Eosin-Y Na <sub>2</sub> , HE, MeCN Blue LED, Ar, r.t., 12-24 h	76
5			1. Na <sub>2</sub> S <sub>2</sub> O <sub>4</sub> , Zn, DMPr/H <sub>2</sub> O, 80 °C, 9 h 2. NFSI, r.t., 4 h	68
6		alkyl-SO <sub>2</sub> F	<b>DABSO</b> , NFSI [Ir(dF(CF <sub>3</sub> )ppy) <sub>2</sub> (bpy)]PF <sub>6</sub> K <sub>3</sub> PO <sub>4</sub> , MeCN:CH <sub>2</sub> Cl <sub>2</sub> 30 W blue LED, r.t., 25 h	65
7			1. <b>DABSO</b> , HE, base DMA, 16 h, blue LEDs or heat 2. NFSI, 4 h, r.t.	74
8			ArB(OH) <sub>2</sub>  CsF, EtOAc, 50 °C, 12 h	61
9	R-CH=CH <sub>2</sub>		  (FABI) ODA, CHD, 1,4-dioxane Blue LED, r.t., 24 h	73
10			  (FABI) ODA, 1,4-dioxane Blue LED, r.t., 24 h	111
11	R-C≡CH		Method A 1. <i>n</i> -BuLi, -78 °C 2. FSO <sub>2</sub> OSO <sub>2</sub> F, -78 °C Et <sub>2</sub> O Method B 1. <i>n</i> -BuLi, -78 °C 2. SO <sub>2</sub> , -78 °C then to r.t. 3. NFSI	92
12			 Ph SASF AIBN, EtOAc 85 °C, 24 h	72

Aryl iodides with electron releasing and withdrawing groups could be converted to the respective sulfonyl fluorides (Scheme 4). Even 1,4-di-iodobenzene afforded the disubstitution product in good yield. The authors<sup>4</sup> utilized the above-described synthesized sulfonyl fluorides in click reactions with nucleophiles, obtaining coupling products with imidazole, phenol, 4-methoxyphenol, and 4-aminophenol, among others.

Later in 2017, Davies, Bagley, Willis and colleagues<sup>32</sup> employed (hetero)aryl bromides in Pd-catalyzed fluorosulfonylation in the presence of DABSO as a SO<sub>2</sub> surrogate and triethylamine, in isopropanol as solvent, at 75 °C for 24 h. The scope of the transformation is shown in Scheme 5.

Aryl bromides with electron donating and neutral groups afforded good yields of fluorosulfonylated products.

Table 3 Syntheses of alkenyl fluorosulfonylated compounds

Entry	Starting substrate	Product	Reagents & reaction conditions	Ref.
1	$R^1-C\equiv C-R^2$		$FSO_2Cl$ , <i>fac</i> -Ir(ppy) <sub>3</sub> , Et <sub>2</sub> O/PhCF <sub>3</sub> Blue LEDs, 24–72 h	79
2	$R-C\equiv C$		(FABI) ODA, (TMS) <sub>3</sub> SiH, 1,4-dioxane Blue LED, r.t., 24 h	73
3			1) DABSO, PdCl <sub>2</sub> (AmPhos) <sub>2</sub> , Et <sub>3</sub> N, i-PrOH, 75 °C 2) NFSI EtOAc	80
4			FABI <i>fac</i> -Ir(ppy) <sub>3</sub> , 1,4-dioxane Blue LED, r.t., 12 h	81
5			IMSF, 4CzIPN, KH <sub>2</sub> PO <sub>4</sub> , DME, blue LED	71
6			$FSO_2Cl$ Ir[dF(CF <sub>3</sub> )ppy] <sub>2</sub> (dtbbpy)PF <sub>6</sub> Et <sub>2</sub> O/PhCF <sub>3</sub> , Ar, r.t. Blue LEDs (460 nm), 12 h Then aq. Na <sub>2</sub> CO <sub>3</sub>	78
7			$\text{SO}_2\text{F}$ Pd(OAc) <sub>2</sub> , acetone r.t., 5–15 h	99
8			$\text{SO}_2\text{F}$ Pd(OAc) <sub>2</sub> , AgOAc, HFIP 100 °C, 24 h	86
9			$\text{SO}_2\text{F}$ [Cp*RhCl <sub>2</sub> ] <sub>2</sub> , AgSbF <sub>6</sub> Cu(OAc) <sub>2</sub> ·H <sub>2</sub> O, Ac <sub>2</sub> O DCE, 80 °C, 20 h, air	88, 100
10			$\text{SO}_2\text{F}$ Pd(dba) <sub>3</sub> , ligand, K <sub>3</sub> PO <sub>4</sub> , toluene, 50 °C, 24 h	90

Bromopyridines with either electron donating or withdrawing groups afforded good yields of products as well. A comparison with the work of Ball and colleagues<sup>4</sup> shows that, in general, bromides give lower overall product yields than iodides, and somewhat harsher reaction conditions with regard to temperature should be applied in the case of bromides as compared to iodides.

A transition metal-free synthesis of arenesulfonyl fluorides from arynes was developed in 2019 by Kwon and Kim.<sup>44</sup> SO<sub>2</sub>F<sub>2</sub> was used as a fluorosulfonylating reagent. The aryne precursor was 2-(trimethylsilyl)phenyl trifluoromethanesulfonate in the presence of an aniline derivative and KF/18-crown-6 in THF as solvent, according to Scheme 6.

The authors<sup>44</sup> suggested a reaction mechanism such as that presented in Scheme 7. Aryne **III** is formed *in situ* by KF attack on 2-(trimethylsilyl)phenyl trifluoromethanesulfonate, giving rise to zwitterion **IV**, which reacts with SO<sub>2</sub>F<sub>2</sub> to obtain the product.

In 2019, Lo, Willis and colleagues<sup>45</sup> carried out the syntheses of various (hetero)arylsulfones by Ni catalysis from aryl boronic acids, among which the synthesis of (hetero)aryl

fluorosulfones was reported to be quite convenient by this methodology. Selected examples are shown in Scheme 8.

From Scheme 8, it is observed that aryl boronic acids with either electron withdrawing or releasing groups afforded good yields of fluorosulfonylated products.

In 2019, Lee, Ball, and Sammis employed SO<sub>2</sub>F<sub>2</sub> as a fluorosulfonylating reagent of (hetero)aryl and alkyl magnesium salts (see Table 1).<sup>46</sup>

Laudadio, Noël and colleagues<sup>47</sup> utilized aromatic sulfides or disulfides in inexpensive graphite/stainless steel electrodes to obtain fluorosulfonylated aromatic compounds. The electrochemical reaction involved the addition of pyridine (1 equiv.) as an electron mediator or phase transfer catalyst, KF as the fluorine source and electrolyte (5 equiv.) in a CH<sub>3</sub>CN/1 M HCl biphasic reaction mixture. The scope of the transformation is shown in Scheme 9.

Electron neutral, donating and withdrawing groups attached to the aryl sulfide provided the respective fluorosulfonylated products in good yields. Also, it was noticed that steric congestion in the *ortho* positions of the aryl sulfides afforded products in good yields as well. The synthesis of pyridine-2-sulfonyl fluoride (Scheme 9, second

**Table 4** Synthesis of  $\beta$ -keto-sulfonyl fluorides, fluorosulfamoyl ( $\text{NR}_2\text{-SO}_2\text{F}$ ), and fluorosulphate ( $\text{ArO-SO}_2\text{F}$ ) compounds

Entry	Starting substrate	Product	Reagents & reaction conditions	Ref.
1	$\text{R-C}\equiv\text{C}$		$\text{FSO}_2\text{Cl}$ $\text{LiClO}_4$ , $\text{Et}_2\text{O}$ , $\text{Mg}(\text{+})/\text{Al}(\text{-})$ $U_{\text{cell}} = 15 \text{ V}$ , $\text{O}_2$ (air), r.t., 6 h Undivided cell	108
2			$\text{FSO}_2\text{Cl}$ $\text{Et}_4\text{NPF}_6$ , $\text{Et}_2\text{O}$ , $\text{GF}(\text{+})/\text{GF}(\text{-})$ $U_{\text{cell}} = 15 \text{ V}$ , $\text{O}_2$ (air), r.t., 6 h Undivided cell. r.t., 6 h	109, 112
3	$\text{RNH}_2$		 $\text{CH}_3\text{CN}$ , 0 °C to r.t.	6
4	$\text{ArNH}_2$		 $\text{CH}_2\text{Cl}_2$ , 0 °C to r.t.	6
5	$\text{R}^1\text{R}^2\text{NH}$		 $\text{CH}_3\text{CN}$ , r.t.	6
6	$\text{RR}^1\text{NH}$	$\text{RR}^1\text{NSO}_2\text{F}$	$\text{AISF}$ , $\text{DBU}$ , $\text{THF}$ , r.t. 10 min	5
7	$\text{Ar-OH}$	$\text{Ar-O-SO}_2\text{F}$	 $\text{CH}_3\text{CN}$ , r.t.	6

row of products), also known as PyFluor (a deoxyfluorination reagent), could be accomplished in excellent yields.<sup>22</sup> The authors<sup>47</sup> employed aliphatic thiols as well for the electrochemical fluorosulfonylation reaction (not shown) affording excellent yields of fluorosulfonylated aliphatic products.

The authors<sup>47</sup> investigated the reaction mechanism. Anodic oxidation of aryl sulfide to disulfide was confirmed by kinetic experiments. Oxidation of disulfide results in a radical cation,<sup>48</sup> which reacts with fluoride to give sulfenyl fluoride ( $\text{Ar-SF}$ , nucleophilic fluorination). The addition of TEMPO or butylated hydroxytoluene as radical scavengers lowers the efficacy of the electrochemical event, leading to a radical process. A sulfinyl fluoride ( $\text{Ar-SOF}$ ) intermediate was also detected, but could not be isolated, with sulfonic acid being the major side product. The mechanism is described in Scheme 10.

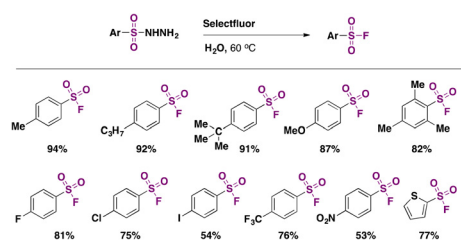
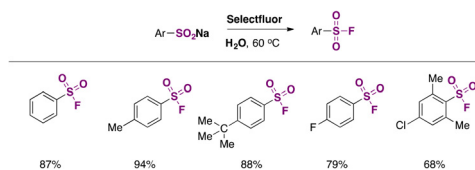
Arene diazonium salts have been employed since 2020 as aryl precursors for the syntheses of fluorosulfonylated arenes. Liu, Chen, Liu, and colleagues<sup>49</sup> proposed the use of DABSO as a surrogate of  $\text{SO}_2$ , in the presence of  $\text{KHF}_2$  and  $\text{CuCl}_2$  salt

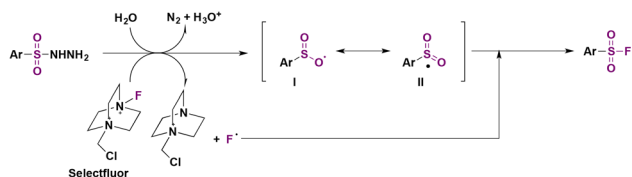
and 6,6'-dimethyl-2,2'-dipyridyl as a ligand to accomplish the fluorosulfonylation of tetrafluoroborate arene diazonium salts. Selected examples of the transformation are shown in Scheme 11.

Both arenes with electron donating and withdrawing groups afforded the fluorosulfonylated products in good yields. The authors<sup>49</sup> investigated the reaction mechanism and concluded that the mechanistic pathways depended on the electronic nature of the arene. They also applied the SuFEx chemistry and obtained coupling products from aryl fluorosulfonates (sulphates, sulfonamides, *etc.*).

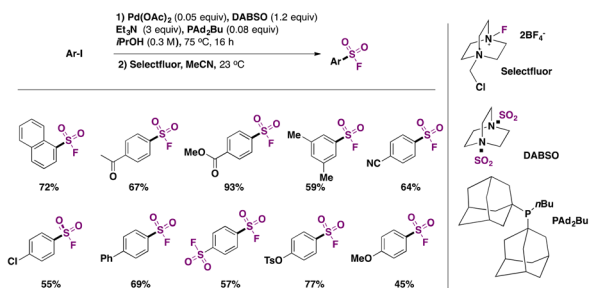
Liu, Qing, and colleagues<sup>50</sup> improved on the technique by Liu and co-workers<sup>49</sup> doing without the Cu catalyst and the costly DABSO reagent, replacing the latter with  $\text{Na}_2\text{S}_2\text{O}_5$  as the  $\text{SO}_2$  source. However, the source of F is the more costly NFSI (*N*-fluorobenzenesulfonimide) rather than the inexpensive  $\text{KHF}_2$  employed by Liu.<sup>49</sup> In Scheme 12, a brief scope of the fluorosulfonylation of arenediazonium salts is presented.

Comparing yields from identical products between the two methodologies described in Scheme 11 (Liu and colleagues) and Scheme 12 (Qing and collaborators), similar reaction efficacies are observed from 4-methoxybenzenediazonium,

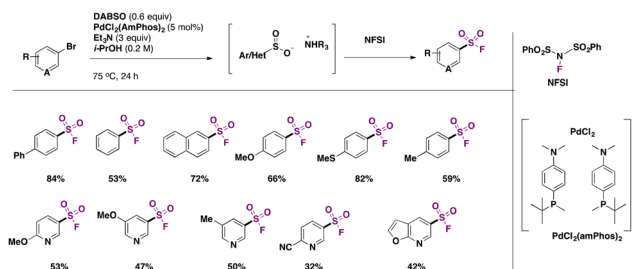
**Scheme 1** Selected examples of fluorination of arylhydrazides in water.**Scheme 2** Selected examples for the fluorination of sodium arylsulfonates in water.



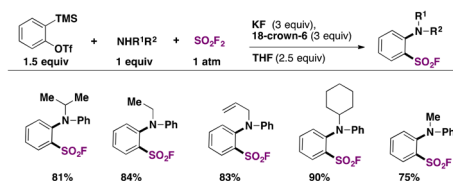
Scheme 3 Proposed reaction mechanism.



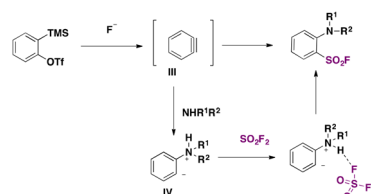
Scheme 4 Selected examples for the fluorosulfonylation of aryl iodides.



Scheme 5 Selected examples for the fluorosulfonylation of (hetero) aryl bromides.

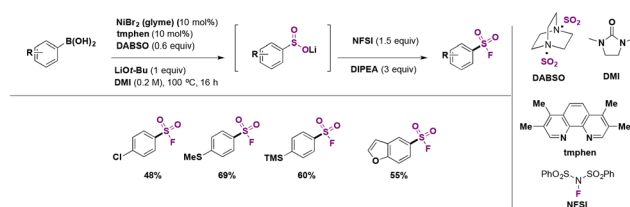


Scheme 6 Selected examples for the fluorosulfonylation of arynes.

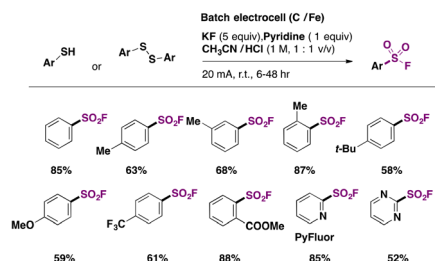


Scheme 7 Proposed reaction mechanism.

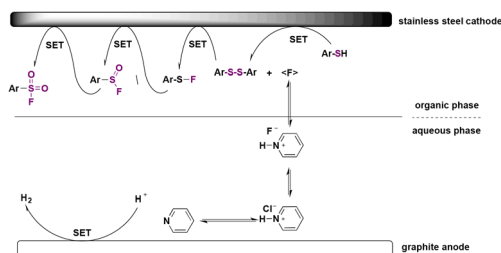
4-methylbenzenediazonium, 4-*tert*-butyldiazonium, and 6-(diazanyl)quinoline tetrafluoroborate salts. Qing<sup>50</sup> established a radical mechanism to account for product



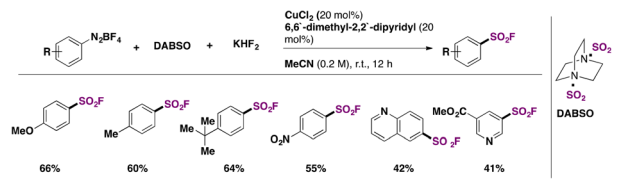
Scheme 8 Selected examples for the fluorosulfonylation of (hetero) aryl boronic acids.



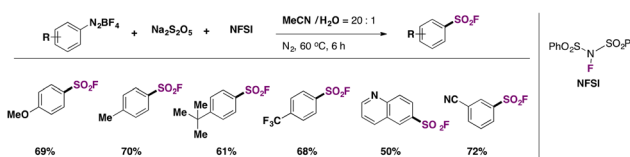
Scheme 9 Scope of the electrochemical fluorosulfonylation of thiols.



Scheme 10 Mechanism for the electrochemical fluorosulfonylation of sulfides.



Scheme 11 Selected examples for the fluorosulfonylation of aryl diazonium salts employing a Cu catalyst.

Scheme 12 Scope for the fluorosulfonylation of arenediazonium salts with Na<sub>2</sub>S<sub>2</sub>O<sub>5</sub> as the source of SO<sub>2</sub> and NFSI as the F contributor.



Scheme 13 Proposed reaction mechanism.

formation of an aryl radical by ET from the benzenediazonium tetrafluoroborate salt. Radical intermediate **V** (Scheme 13) reacts with  $\text{Na}_2\text{S}_2\text{O}_5$  to generate radical intermediate **VI**, which, by fluorine atom transfer from NFSI, affords the product.

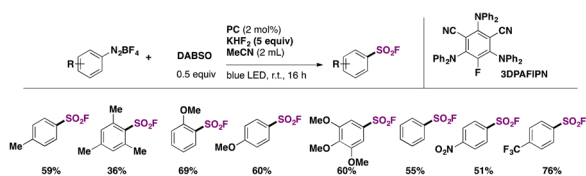
Confronting the studies of Liu and Qing, the former requires a transition metal catalyst (in sub-stoichiometric quantities) and an expensive  $\text{SO}_2$  surrogate (DABSO) but a cheap fluorine source ( $\text{KHF}_2$ ), while the work of Qing employs an inexpensive source of  $\text{SO}_2$  ( $\text{Na}_2\text{S}_2\text{O}_5$ ) but a rather costly source of fluorine (NFSI). From an environmental perspective, the protocol by Qing allows aqueous MeCN mixtures to be employed in the reactions.

At the same time that the report by Lin appeared, Liu and colleagues<sup>51</sup> introduced a variant of the work of Qing, this time employing  $\text{K}_2\text{S}_2\text{O}_5$  as the source of  $\text{SO}_2$  and NFSI as the F atom provider, in MeCN/ $\text{H}_2\text{O}$ /HOAc and benzenediazonium tetrafluoroborates as starting substrates. The reactions were carried out at room temperature for 6 h, and the yields of products were comparable to those of the other two methodologies.<sup>49,50</sup> After this report, the group of Liu<sup>52</sup> revealed a one-pot strategy to obtain fluorosulfonyl arenes directly from anilines.

Zhong, Weng and colleagues,<sup>53</sup> also in 2020, reported the fluorosulfonylation of arene tetrafluoroborate salts employing  $\text{Na}_2\text{S}_2\text{O}_5$  as the source of  $\text{SO}_2$  and Selectfluor as the F atom provider, in methanol as solvent, at 70 °C for 9 h. The yields of the respective fluorosulfonylated arenes are high.

Louvel, Tlili, and collaborators<sup>54</sup> reported the photocatalyzed substitution of aryldiazonium salts with the  $\text{SO}_2\text{F}$  group employing DABSO as the source of  $\text{SO}_2$ ,  $\text{KHF}_2$  as the source of F, and an organic photocatalyst, 2,4,6-tris(diphenylamino)-5-fluoroisophthalonitrile (3DPAFIPN), in MeCN as solvent irradiated with blue LEDs. A scope of the transformation is shown in Scheme 14.

Bui, Tran and Kim<sup>55</sup> have very recently developed a visible-light mediated methodology for the synthesis of sulfonyl fluorides starting from aryl azo sulfones. In this



Scheme 14 Selected examples for the 3DPAFIPN-photocatalyzed fluorosulfonylation of aryl diazonium salts.

report,  $\text{K}_2\text{S}_2\text{O}_5$  and NFSI were used as sulfonyl and fluorine sources, respectively. All the reactions were carried out at room temperature, in aqueous mixtures to obtain the desired products in 60–85% yields.

All the methodologies available to synthesize aromatic fluorosulfonylated products are presented in Table 1.

## C. Aliphatic fluorosulfonylation

### C.1. Syntheses of alkyl sulfonyl fluorides

Alkyl sulfonyl fluorides bear relevance in different fields, such as chemical biology, medicinal chemistry, and synthetic organic chemistry. Aliphatic sulfonyl fluorides have significant relevance as peptide-type inhibitors.<sup>56–58</sup>

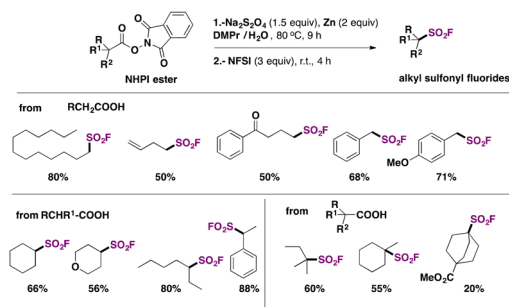
Typical methods for the syntheses of aliphatic sulfonyl fluorides involve classical Cl/F exchange from the corresponding chlorides,<sup>14</sup> or starting from alkyl halides, thiols or disulfides and performing Cl/F exchange, or the addition of  $\text{SO}_2\text{F}$  Michael acceptors such as ESF.<sup>59–61</sup> Synthetic methods *via* radical sulfur dioxide insertion/fluorination also provide aliphatic sulfonyl fluorides.<sup>62–65</sup>

In 2016, the group of Shavnya<sup>66</sup> converted alkyl bromides into alkyl sulfonyl fluorides utilizing rongalite (hydroxymethylsulfinate) and NFSI in reasonably good yields (see Table 2).<sup>67</sup>

Ma, Ma, Liu and collaborators<sup>68</sup> have recently achieved the direct syntheses of aliphatic sulfonyl fluorides, starting from *N*-hydroxyphthalimide (NHPI) esters (Scheme 15) in the presence of  $\text{Na}_2\text{S}_2\text{O}_4$  and Zn, in a mixture of *N,N*-dimethylpropionamide (DMPPr)/ $\text{H}_2\text{O}$  (5:1 v/v) as a reaction medium under an Ar atmosphere at 80 °C for 9 h, and then NFSI at room temperature for an additional 4 h. The scope of the transformation is shown in Scheme 15.

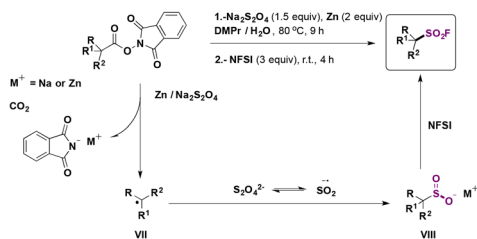
Scheme 15 shows that the current protocol<sup>68</sup> can convert primary, secondary and tertiary carboxylic acids into their respective sulfonyl fluorides through the NHPI ester derivatives. The authors also proposed a reaction mechanism to account for product formation, according to Scheme 16.

The authors<sup>68</sup> performed some control experiments with radical scavengers (TEMPO) and radical clocks (the NHPI ester derived from 2-cyclopropylacetic acid) which indicated the presence of free radicals. On the basis of experimental



Scheme 15 Selected examples for the radical fluorosulfonylation of NHPI esters.



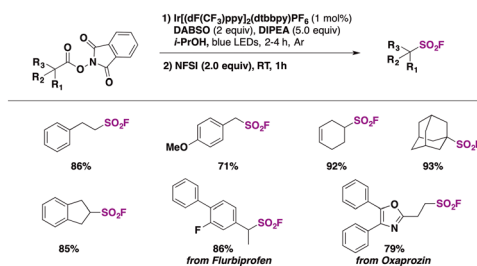


Scheme 16 Proposed reaction mechanism.

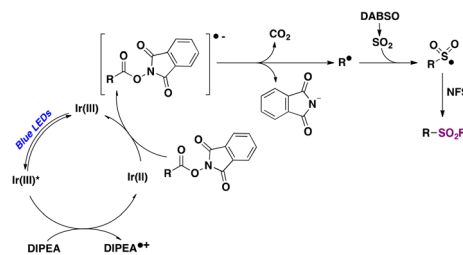
results, reductive decarboxylation of the NHPI ester employing  $\text{Na}_2\text{S}_2\text{O}_4/\text{Zn}$  generates the corresponding alkyl radical intermediate (VII, Scheme 16), which is subsequently trapped by the  $\cdot\text{SO}_2$  radical anion to form the alkyl sulfinate (VIII). Electrophilic fluorination by NFSI afforded the product.

Nie and collaborators<sup>69</sup> reported on a photocatalytic methodology for accessing aliphatic sulfonyl fluorides based on visible light-mediated photocatalyzed decarboxylative fluorosulfonylation of aliphatic NHPI esters. Optimized reaction conditions were achieved when  $\text{Ir}[(\text{dF}(\text{CF}_3)\text{ppy})_2(\text{dtbbpy})\text{PF}_6]$  ( $[\text{Ir}^{\text{III}}]$ ) was employed as a photocatalyst, *N*-ethyl-diisopropylamine (DIPEA) as a sacrificial reductant, and DABSO as a  $\text{SO}_2$  source, in isopropanol as solvent and under blue light irradiation in an Ar atmosphere. Then NFSI was allowed to react with the sulphonyl radical previously formed, affording the aliphatic sulfonyl fluoride in very good to excellent yields. The methodology proved to work very satisfactorily with a variety of primary, secondary, and tertiary carboxylic acid NHPI esters, including derivatives of pharmacologically active drugs such as oxaprozin and flurbiprofen, among others (Scheme 17). Regarding the reaction mechanism, the authors<sup>69</sup> proposed a reductive photocatalytic cycle mediated by the  $[\text{Ir}^{\text{III}}]$  photocatalyst. Upon light excitation, the excited  $[\text{Ir}^{\text{III}}]^*$  undergoes a single electron transfer process with DIPEA affording the  $[\text{Ir}^{\text{II}}]$  species and  $\text{DIPEA}^+$ . Subsequently, the NHPI ester is reduced by  $[\text{Ir}^{\text{II}}]$  affording the alkyl radical ( $\text{R}^\cdot$ ) and regenerating the  $[\text{Ir}^{\text{III}}]$  photocatalyst. The reaction of  $\text{SO}_2$  (released from DABSO) with the  $\text{R}^\cdot$  gives rise to a sulphonyl radical which is captured by NFSI, through fluorine atom transfer, affording the aliphatic sulfonyl fluoride product (Scheme 18).

In 2022, Chen, Weng, and colleagues<sup>65a</sup> achieved the photocatalytic decarboxylative<sup>65b</sup> direct fluorosulfonylation of



Scheme 17 Selected examples for the photocatalytic fluorosulfonylation of aliphatic carboxylic acid NHPI esters.



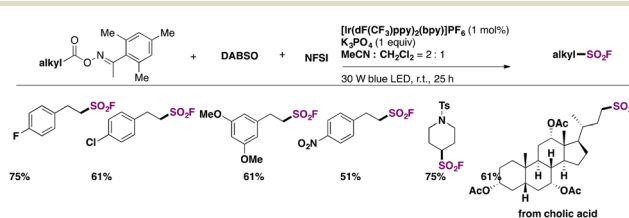
Scheme 18 Proposed reaction mechanism.

oxime esters by energy transfer, in the presence of DABSO and NFSI reagents to yield alkyl-fluorosulfonylated products. The scope of the transformation is presented in Scheme 19.

The authors<sup>65</sup> investigated the reaction mechanism. They obtained evidence of the N–O bond scission in oxime esters that generated iminyl radicals. To commence with, irradiation from blue LEDs generates the triplet excited state of the photocatalyst ( $E_T = 60.42 \text{ kcal mol}^{-1}$ ), which transfers its triplet energy to the oxime ester ( $E_T = 49.78 \text{ kcal mol}^{-1}$ ), undergoing the latter N–O bond homolysis to produce iminyl radicals and alkyl radicals, after releasing  $\text{CO}_2$ . Subsequently, the alkyl radical (IX) is trapped by DABSO to yield the alkylsulfonyl radical (X), which, by F transfer from NFSI, affords the alkylfluorosulfonylation product (Scheme 20).

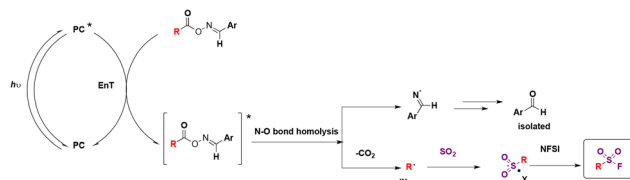
Weng and collaborators<sup>70</sup> developed two different copper-catalyzed direct decarboxylative fluorosulfonylation methodologies of aliphatic carboxylic acids and made the resulting alkyl radicals react with  $\text{SO}_2$ /fluorine sources to afford the fluorosulfonylated alkyl derivative. These strategies are very attractive because they do not require previous derivatization of the carboxylic acid functionality. In the first methodology, limited only to 3-arylpropionic acids, a Cu/*N*-fluorobenzenesulfonimide (NFSI) catalytic system is employed to perform the decarboxylative fluorosulfonylation, where NFSI is used both as a fluorine source and a hydrogen atom transfer (HAT) agent, assisting in the homolytic cleavage of carboxylic acid O–H bonds.

The second and more appealing strategy, which presents a much wider substrate scope, utilizes 9-mesitylacridine (Acr) as a photocatalyst, DABSO as a  $\text{SO}_2$  source, and Selectfluor as a fluorine donor, in dichloromethane as solvent and in the presence of Cu and 5,5'-dimethyl-2,2'-bipyridine (L2) under 400 nm LED irradiation and  $\text{N}_2$  saturation conditions.<sup>70</sup>



Scheme 19 Scope of the Ir-photocatalyzed decarboxylative direct fluorosulfonylation of oxime esters by energy transfer (EnT), in the presence of DABSO and NFSI reagents to yield alkyl-fluorosulfonylated products.

## Mini review



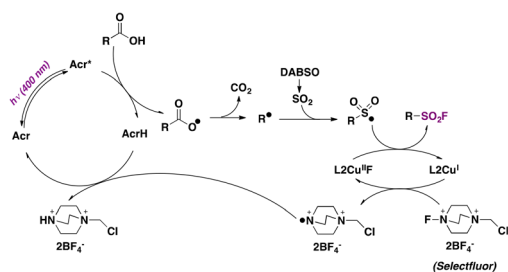
Scheme 20 Proposed reaction mechanism.



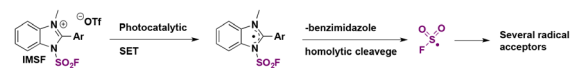
Scheme 21 Selected examples for the photocatalytic fluorosulfonylation of aliphatic carboxylic acids.

Regarding the substrate scope, the reaction performed well with a range of primary, secondary, and tertiary carboxylic acids, affording the corresponding sulfonyl fluorides in moderate to good yields (Scheme 21). The authors<sup>70</sup> proposed a reaction mechanism initiated by hydrogen abstraction of the carboxylic acid O–H bond by the excited photocatalyst (Acr\*). The resulting carboxyl radical undergoes CO<sub>2</sub> loss affording an alkyl radical (R•) that reacts with SO<sub>2</sub>, generated by DABSO decomposition, affording a sulphonyl radical. An L2Cu<sup>I</sup> complex abstracts a fluorine atom from Selectfluor yielding an L2Cu<sup>II</sup>F adduct and a Selectfluor radical dication. Then, the sulfonyl radical abstracts a fluorine atom from the L2Cu<sup>II</sup>F adduct giving rise to the aliphatic sulfonyl fluoride product and regenerating the L2Cu<sup>I</sup> complex. On the other hand, the Selectfluor radical dication abstracts a hydrogen atom from AcrH regenerating the photocatalyst and closing the catalytic cycle (Scheme 22).

Wang and colleagues<sup>71</sup> employed the redox-active solid imidazolium fluorosulfonyl salt (IMSF) to carry out the late-stage radical hydrofluorosulfonylation of drug molecules and natural products. This reagent reacted through a single electron transfer process and generated the fluorosulfonyl



Scheme 22 Proposed reaction mechanism.



Scheme 23 Fluorosulfonyl radical formation with an imidazolium fluorosulfonate salt.

radical under visible light photocatalytic conditions (Scheme 23).

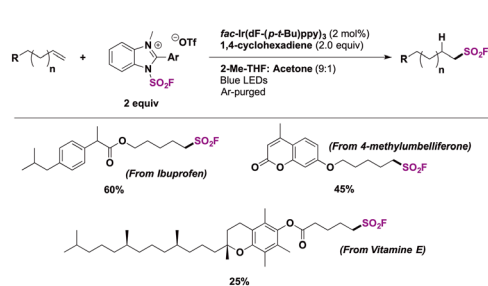
Selected examples for the use of IMSF in relevant substrates are shown in Scheme 24. Using an iridium photocatalyst, 1,4-cyclohexadiene as a hydrogen atom donor and the IMSF salt under visible light irradiation, terminal alkene derivatives of drug molecules such as ibuprofen and 4-methylumbelliferone or natural products (vitamin E) were obtained with good regioselectivity.

An alternative use of the IMSF salt<sup>71</sup> was also presented for the difunctionalization of alkenes. Employing unsaturated tertiary alcohols, the reaction proceeded through distal migration induced by the fluorosulfonyl radical. This protocol required an iridium photocatalyst and several aryl groups were well tolerated, as shown in Scheme 25.

To explore the mechanistic aspect of the radical fluorosulfonylation protocol, a control experiment was carried out using TEMPO under alkenyl functionalization conditions. The addition of the fluorosulfonyl radical to the unsaturated substrate was completely inhibited, and only the TEMPO-fluorosulfonyl adduct was detected by high resolution mass spectrometry (Scheme 26).

The hydrofluorosulfonylation of alkenes<sup>72</sup> was also recently accomplished by Wang, Liao, and colleagues.<sup>73</sup> The study was challenged by the fact that when ClSO<sub>2</sub>F was employed as a SO<sub>2</sub>F radical precursor, a chloro-fluorosulfonylated product (ATRA product) was obtained from the olefin under photocatalytic conditions in the presence of H atom donors (such as 1,4-CHD), due to the low BDE of the Cl–SO<sub>2</sub>F bond. The authors<sup>73</sup> developed 1-fluorosulfonyl 2-aryl benzoimidazolium triflate (CF<sub>3</sub>-FABI, *vide infra*) as a fluorosulfonyl radical precursor. The photocatalyst used was oxygen-doped anthracene (ODA) in 1,4-dioxane as solvent under irradiation with blue LEDs. A brief scope of the transformation is depicted in Scheme 27.

In a 2019 report, Andrews, Willis and colleagues<sup>74</sup> presented a protocol for the synthesis of alkyl sulfonyl



Scheme 24 Selected examples of the radical hydrofluorosulfonylation.



Scheme 25 Radical migration fluorosulfonylation: substrate scope.



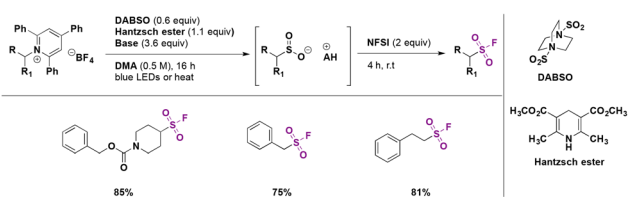
Scheme 26 Fluorosulfonylation of alkenes: control experiment with TEMPO.



Scheme 27 Succinct examples for the oxygen-doped anthracene-photocatalyzed hydrofluorosulfonylation of alkenes with FABI.

derivatives from readily available amines *via* Katritzky pyridinium salt intermediates. This strategy employed a primary or secondary Katritzky salt, DABSO as the SO<sub>2</sub> source, an organic base (Et<sub>3</sub>N, 2,6-lutidine or piperidine) and the Hantzsch ester to prepare a sulfinate salt which could react with several electrophiles to generate alkyl sulfonyl derivatives or fluorine sulfonyl compounds.

The reaction pathway is shown in Scheme 28. The radical species can be generated by photoinduced electron transfer from the electron donor–acceptor complex (EDA) between Katritzky salts and the Hantzsch ester. This very convenient catalyst-free strategy allows generation of the alkyl radical which reacts with the SO<sub>2</sub> source (DABSO) and produces the sulfonyl radical. The sulfonyl radical can undergo a hydrogen



Scheme 28 Catalyst-free deaminative synthesis of sulfonyl derivatives.



Scheme 29 Functionalization of sulfinate salts employing NFSI.

atom transfer (HAT) reaction from the Hantzsch ester and ulterior deprotonation to afford the sulfinate salt. Subsequently the *in situ* reaction with several electrophiles provided diverse sulfonyl-derivatives.

This methodology was successfully applied to the synthesis of >60 examples of sulfones (from the corresponding secondary, benzylic and primary amines), sulfonamides and sulfonyl fluorides (Scheme 29). This reaction was carried out by a one-pot procedure and products could be obtained under bulk conditions (10 mmol of substrate) with very good yields.

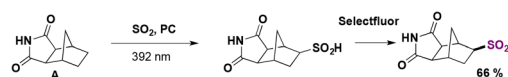
The authors also performed UV-visible experiments from mixtures of Katritzky pyridinium salts and the Hantzsch ester in DMA as solvent, showing a significant bathochromic shift when compared to the isolated components, strongly suggesting the formation of the EDA complex. They also attempted the reaction in the presence of TEMPO, where only the starting materials were observed, supporting the presence of radicals in the reaction mixtures.

In 2021, MacMillan and co-workers reported the development of decatungstate-catalyzed conversion of C(sp<sup>3</sup>)–H bonds into the corresponding alkyl sulfinic acids.<sup>75a</sup> The authors<sup>75a</sup> employed this methodology for the synthesis of several organosulfur compounds. They performed the functionalization of the tricyclic imide **A** shown in Scheme 30. The sulfinic acid intermediate was converted to the corresponding sulfonyl fluoride using Selectfluor as the fluorine source.

Indirect methods (those making use of fluorosulfonylated hubs such as ESF) to synthesize alkyl fluorosulfonyl compounds have also been developed.

Zhang, Qin, and colleagues<sup>60</sup> achieved the syntheses of alkyl sulfonyl fluorides through photocatalysis, employing ESF<sup>75b</sup> (see section C.2.2.) and an alkyl iodide with Mn<sub>2</sub>(CO)<sub>10</sub> as a photocatalyst and the Hantzsch ester as a reductant in DMSO as solvent, under blue LED illumination. The scope of the reaction is shown in Scheme 31.

The authors<sup>60</sup> expanded the scope of the methodology by synthesizing potentially biologically active alkyl sulfonyl

Scheme 30 A selected example for the decatungstate-catalyzed conversion of C(sp<sup>3</sup>)–H bonds into the corresponding alkyl sulfinic acids and ulterior fluorination.



**Scheme 31** Selected examples for the photocatalyzed syntheses of fluorosulfonylated alkyl compounds from alkyl iodides.

fluorides from steroids, zidovudine, chloramphenicol, thiamphenicol and other pharmacophores, obtaining the respective alkyl-fluorosulfonylated-substituted compounds in good yields.

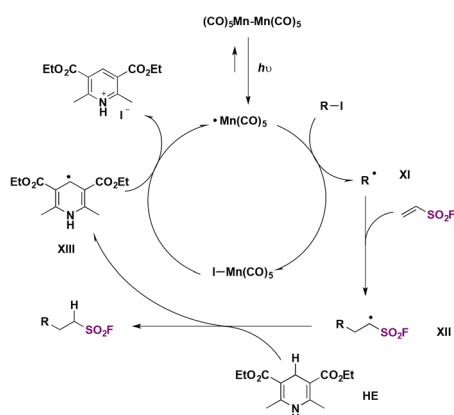
The authors investigated the reaction mechanism and made a proposal such as that depicted in Scheme 32. The photocatalyst is excited by illumination from the LED source producing Mn–Mn homolytic cleavage affording  $\text{Mn}(\text{CO})_5$  radicals, which, through I atom transfer from alkyl iodide, produce an alkyl radical intermediate (**XI**) and  $\text{Mn}(\text{CO})_5\text{I}$ . Alkyl radical intermediate **XI** adds to ESF to give intermediate **XII**, which abstracts a H atom from the Hantzsch ester **HE** to afford the product. In turn, the radical from **HE**, **XIII**, is oxidized and rearomatizes to a pyridinium iodide (Scheme 32).

In 2019, Xu, Liao and colleagues<sup>76a</sup> carried out the indirect syntheses of alkyl-substituted sulfonyl fluorides by a photocatalyzed decarboxylative reaction of NHPI esters and ESF (section C.2.2.) as the source of sulfonyl fluoride, in the presence of the Hantzsch ester (HE) in MeCN as solvent under irradiation with blue LEDs. A succinct scope of the transformation is presented in Scheme 33.

Primary, secondary and tertiary carboxylic acids afforded good yields of the respective alkyl fluorosulfonylated products. All the methodologies available to synthesize alkyl-substituted fluorosulfonylated products are presented in Table 2.

## C.2. Syntheses of fluorosulfonylated alkenes

Fluorosulfonylated alkenes<sup>76b</sup> can be synthesized either through direct fluorosulfonylation strategies (C.2.1.) from



**Scheme 32** Proposed reaction mechanism.



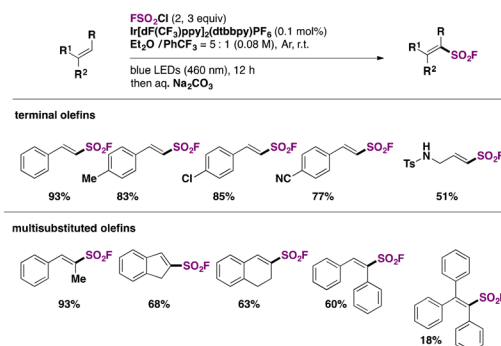
**Scheme 33** Scope for the photocatalytic preparation of aliphatic sulfonyl fluorides from NHPI esters and ESF.

olefins or alkynes, or by employing fluorosulfonylating hubs (pre-installed  $\text{SO}_2\text{F}$  moiety, C.2.2.), such as ESF and its derivatives or by using  $\text{SO}_2$  and NFSI.<sup>63</sup>

**C.2.1. Direct strategies to synthesize fluorosulfonylated alkenes.** Direct fluorosulfonylation of alkenes, bypassing the use of installed  $\text{FSO}_2$ -containing hubs, has been lately developed, especially by radical methodologies.<sup>36</sup>

The difficulty of generation of the  $\text{FSO}_2$  radical has thwarted advances in the study of this unstable species.<sup>77</sup> The group of Liao<sup>78</sup> managed to generate the  $\text{FSO}_2$  radical by photoredox conditions. The precursor of the  $\text{FSO}_2$  radical was  $\text{FSO}_2\text{Cl}$ , employing  $\text{Ir}[\text{d}(\text{CF}_3)\text{ppy}]_2(\text{dtbbpy})\text{PF}_6$  as a photocatalyst under blue LED irradiation in an  $\text{Et}_2\text{O}/\text{PhCF}_3$  mixture of solvents. The scope of the transformation is depicted in Scheme 34.

Both electron donating and electron-withdrawing substituted styryl systems afforded the respective fluorosulfonylated products in good yields (Scheme 34). Also, internal 1,2-disubstituted alkenes and trisubstituted alkenes afforded reasonable yields of the fluorosulfonylated olefins. The authors investigated the reaction mechanism<sup>78</sup> by performing some radical probe experiments, such as the use of radical scavenger TEMPO. Under these latter conditions, total inhibition of the fluorosulfonylated olefinic product was observed. A radical probe experiment with radical clock



**Scheme 34** Selected examples for radical fluorosulfonylation of alkenes.



**Scheme 35** Radical clock experiment with 1-phenyl-1-cyclopropyl ethylene.

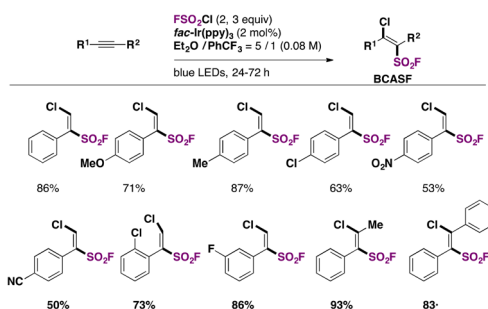


**Scheme 36** Proposed reaction mechanism.

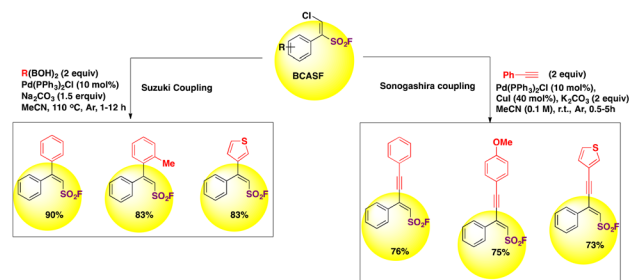
1-phenyl-1-cyclopropyl ethylene afforded the ring opening product shown in Scheme 35.

These latter experiments indicated the presence of free radicals in the reaction. Comparative DFT calculations between the  $\text{CF}_3\text{SO}_2$  and  $\text{FSO}_2$  radicals also showed that the latter has a more planar configuration and a more positive sulfur atom, consistent with the higher electronegativity of F compared to  $\text{CF}_3$ . The authors<sup>78</sup> postulated a reaction mechanism such as that shown in Scheme 36. The Ir(III) photocatalyst is excited to its triplet manifold by illumination from the blue LEDs, which by a SET reaction to  $\text{FSO}_2\text{Cl}$ , affords the  $\text{FSO}_2$  radical and chloride anion. The  $\text{FSO}_2$  radical readily reacts with the olefin to supply intermediate XIV (Scheme 36), which can either be oxidized by the upper oxidation state of the photocatalyst (*i.e.*: Ir(IV)) to give XV, which is deprotonated to yield the final product, or undergo a chlorine atom transfer from  $\text{ClSO}_2\text{F}$  to give XVI, which loses HCl to give the product (Scheme 36).

Nie, Liao, and colleagues,<sup>79</sup> utilized  $\text{FSO}_2\text{Cl}$  as the chloro-fluorosulfonylating reagent, which, under blue LED ( $\lambda_{\text{max}} = 460 \text{ nm}$ ) illumination in the presence of a *fac*-Ir(ppy)<sub>3</sub> photocatalyst and an alkyne substrate in an  $\text{Et}_2\text{O}/\text{PhCF}_3$



**Scheme 37** Selected examples for the photocatalyzed syntheses of BCASFs.



**Scheme 38** Suzuki- and Sonogashira-type couplings of BCASFs.

mixture of solvents, afforded  $\beta$ -chloro alkenylsulfonyl fluoride (BCASF) in good yields. The scope of the reaction is shown in Scheme 37.

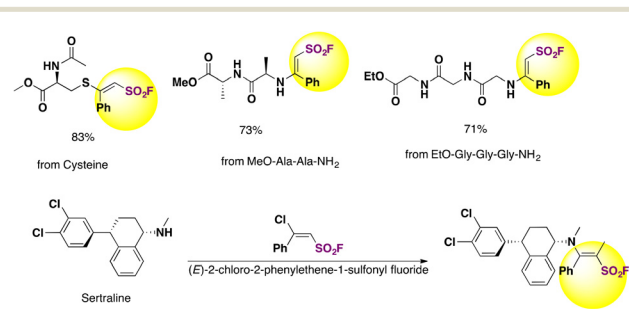
Both electron withdrawing and donating groups on the arylacetylenes afforded good yields of the BCASF products. Also, internal alkynes are appropriate substrates for the reaction.

$\beta$ -Chloro alkenylsulfonyl fluoride (BCASF) hubs are powerful entities for introducing alkyl, alkenyl and alkynyl groups onto the  $\beta$ -position of BCASF through coupling reactions, affording  $\beta,\beta$ -disubstituted ethylenesulfonyl fluorides and ynenyl-sulfonyl fluorides (*vide infra*, Scheme 38). The authors<sup>79</sup> profited from the chlorine handle of the BCASF substrates to perform coupling reactions, Suzuki coupling with boronic acids and Sonogashira coupling with terminal alkynes. Some of these examples are depicted in Scheme 38.

The authors<sup>79</sup> employed the BCASFs as sulfonyl carriers in amino acids, peptides and drugs. Cysteine and *N*-terminals of peptides were thus modified by (*E*)-2-chloro-2-phenylethene-1-sulfonyl fluoride (Ph-BCASF) to afford peptides shown in Scheme 39.

The authors<sup>79</sup> also attempted the *E/Z* isomerization of the BCASFs. *N,N*-Diisopropylethyleneamine (DIPEA) was found effective for this goal.

Lou, Willis and collaborators<sup>80</sup> achieved the synthesis of fluorosulfonylated cycloalkenes through the use of DABSO, a Pd catalyst and NFSI as the fluorine source. The scope for the syntheses of cyclic alkenyl sulfonyl fluorides is depicted in Scheme 40.

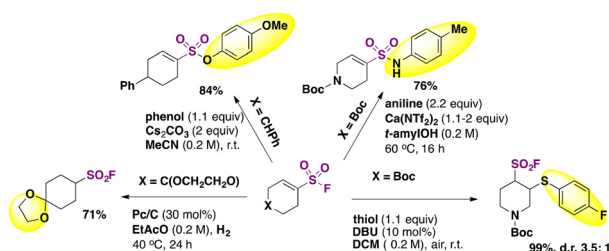


**Scheme 39** Cysteine and *N*-terminals of peptides and drugs modified by (*E*)-2-chloro-2-phenylethene-1-sulfonyl fluoride (Ph-BCASF).

## Mini review



Scheme 40 Selected examples for the syntheses of cyclic alkenyl sulfonyl fluorides.

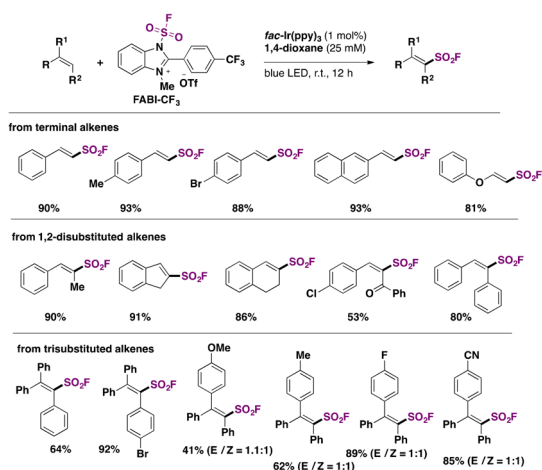


Scheme 41 Derivatization of alkenyl sulfonyl fluorides.

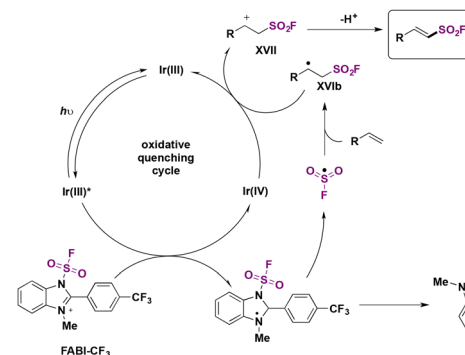
The authors<sup>80</sup> investigated derivatization reactions. Substitution of alkenyl sulfonyl fluorides at the sulfur atom was done with 4-methoxyphenol to form sulfonate esters, or with anilines to form sulfonamides (Scheme 41).

In 2022, the group of Liao<sup>81</sup> developed a strategy for the synthesis of fluorosulfonylated alkenes, employing FABI-CF<sub>3</sub> (Scheme 42) as a fluorosulfonyl radical precursor. Under *fac*-Ir(ppy)<sub>3</sub> photocatalysis, in 1,4-dioxane as solvent and under blue LED irradiation, fluorosulfonylated alkenes were obtained. Scheme 42 shows some examples of this transformation.

The authors investigated the reaction mechanism. A mechanistic proposal is depicted in Scheme 43. Irradiation of the photocatalyst Ir(ppy)<sub>3</sub> by blue LEDs generates the triplet excited state of Ir(III)\* ( $E_{1/2} Ir(IV)/Ir(III)^* = -1.73$  V vs. SCE), undergoing a SET to FABI-CF<sub>3</sub> ( $E_{1/2} red = -1.07$  V vs. SCE), which undergoes homolytic cleavage of the N-S bond to give



Scheme 42 Scope of the photocatalyzed fluorosulfonylation of alkenes.



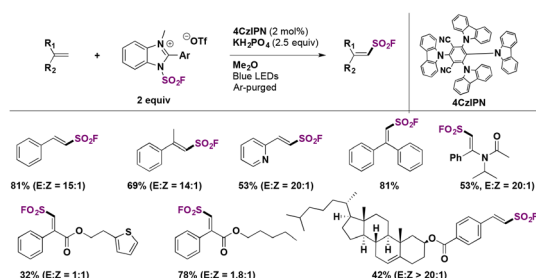
Scheme 43 Proposed reaction mechanism.

FSO<sub>2</sub> radicals. In turn, the FSO<sub>2</sub> radicals add to the styrene affording intermediate **XVIIb** (Scheme 43). **XVIIb** is oxidized by the upper redox state of the photocatalyst affording **XVII**, which can deprotonate to furnish the fluorosulfonylated alkene (Scheme 43).

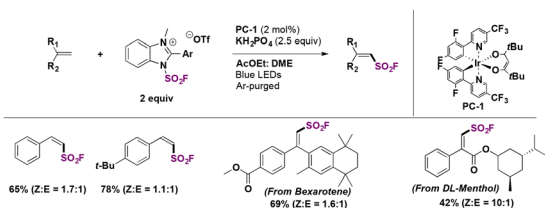
In a very recent report, Zhang, Wang, and colleagues<sup>71</sup> explored the stereoselective radical fluorosulfonylation of several alkenes. The optimized reaction conditions for the synthesis of *E*-fluorosulfonyl alkenes are shown in Scheme 44. This protocol employed 4CzIPN as a photocatalyst (Scheme 44) and KH<sub>2</sub>PO<sub>4</sub> as a base under visible light irradiation at room temperature. Under these conditions, several examples of unsaturated hydrocarbons were functionalized in good yields with high regio- and stereo-selectivity. They also reported the reaction of two natural derivatized alkenes from cholesterol and estrone and obtained the corresponding products in moderate yields.

The authors<sup>71</sup> modified the reaction conditions to obtain the less thermodynamically stable *Z*-products. With a different solvent mixture and employing a different photocatalyst (PC-1, Scheme 45), the reaction was extended to produce several *Z*-alkenyl sulfonyl fluorides including derivatives from the bioactive compounds *DL*-menthol and bexarotene (Scheme 45).

**C.2.2. Use of ethylene fluorosulfonylating hubs for increasing molecular diversity.** The fluorosulfonylation of multiple bonds has contributed relevant “fluorosulfonylating hubs” such as ESF,<sup>20,78,82–88</sup> an excellent Michael acceptor,<sup>86</sup>  $\alpha$ -bromo ethylene sulfonyl fluoride (BESF) with an  $\alpha$ -bromine handle,<sup>31,59,89,90</sup>  $\beta$ -chloro alkenylsulfonyl fluoride (BCASF,



Scheme 44 Photocatalytic synthesis of *E*-fluorosulfonyl alkenes.

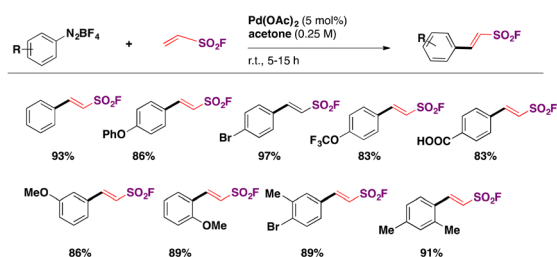


Scheme 45 Photocatalytic synthesis of Z-fluorosulfonyl alkenes.

with a  $\beta$ -chlorine atom handle),<sup>79</sup> and but-3-ene-1,3-disulfonyl difluoride (BDF).<sup>91</sup> Substituted-alkynyl-1-sulfonyl fluorides (SASFs),<sup>72,92</sup> among the alkynyl-SO<sub>2</sub>F “hub” candidates, have been employed in click chemistry and SuFEx reactions (*vide infra*). Saturated alkyl-substituted sulfonyl fluorides such as 2-azidoethane-1-sulfonyl fluoride (ASF)<sup>93</sup> and sulfonyl fluoride isocyanides<sup>94</sup> are also excellent candidates for SuFEx chemistry. These hubs can be employed as powerful SO<sub>2</sub>F-carriers for the late-stage incorporation into peptides and pharmacophores under mild conditions. Due to their bis-electrophilic nature, the selective reactivity of FSO<sub>2</sub>, the ethylene groups, and the “halide handles”, (substituted)-ethylene sulfonyl fluorides have been involved in numerous transformations where varying the reaction conditions on either reactive site (double bond or SO<sub>2</sub>F or the halogen handle attached) can ensue unique transformations enhancing the chemical diversity reservoir.

ESF, the primogenial hub, has been synthesized by fluorination of 2-chloroethane-1-sulfonyl chloride with KHF<sub>2</sub> and ulterior treatment with MgO.<sup>14</sup> It has been employed as a dipolarophile in 1,3-dipolar cycloadditions to give fluorosulfonylated heterocycles.<sup>95</sup> When reacted with organic azides, ESF behaves as an acetylene equivalent affording 1,2,3-triazoles with elimination of SO<sub>2</sub>F.<sup>96</sup> However, ESF reacts with diazoalkanes such as diazomalonate, affording fluorosulfonylated heterocycles and cyclopropanes, depending on the reaction conditions.<sup>97</sup>

ESF has also been employed in conjugate addition reactions,<sup>98</sup> palladium-catalyzed Heck-type couplings using aryl iodides,<sup>20</sup> diazonium salts,<sup>99</sup> and boronic acids,<sup>61,84,90</sup> Pd-catalyzed alkenylation,<sup>86</sup> and rhodium-catalyzed C–H activation.<sup>61,100</sup> Also, the photocatalyzed fluorosulfonylethylation of aryl iodides (*vide supra*, section B.)<sup>60</sup> and the photocatalyzed decarboxylative fluoroethylsulfonylation of *N*-hydroxyphthalimide esters<sup>76</sup> (*vide*



Scheme 46 Selected examples for the scope of the synthesis of  $\beta$ -arylethenesulfonyl fluorides from aryldiazonium salts and ESF.

*supra*, section C.1.) have been recently described with the ESF reagent.

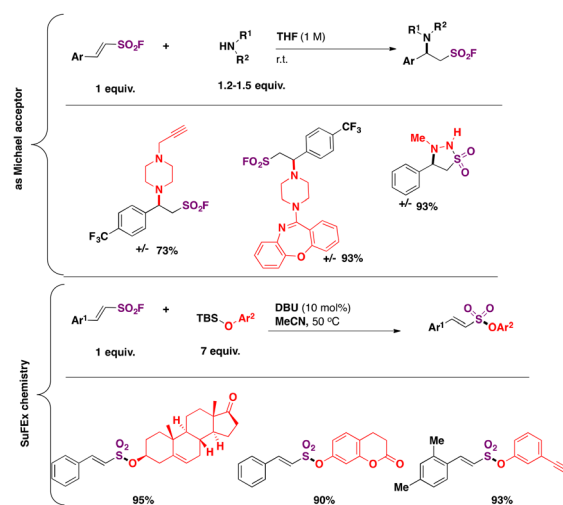
In 2016, Qin, Wu, Sharpless and colleagues<sup>99</sup> reported the synthesis of  $\beta$ -arylethenesulfonyl fluorides<sup>101</sup> directly from aryldiazonium salts and ESF, *via* a Heck-type  $\beta$ -C–H arylation pathway through the Heck–Masuda process.<sup>102,103</sup> The standard procedure involved the freshly prepared benzenediazonium tetrafluoroborate, treated with ESF<sup>14</sup> and Pd(OAc)<sub>2</sub> in acetone, at room temperature. The *E*-stereoisomers from  $\beta$ -phenylethenesulfonyl fluorides were obtained exclusively. The scope of the reaction is represented in Scheme 46.

Both electron releasing and withdrawing groups on the benzenediazonium salts afforded the respective  $\beta$ -arylethenesulfonyl fluorides in good yields (Scheme 46). Benzenediazonium salts substituted at the *meta* and *ortho* positions, as well as 3,4-, and 2,3-disubstituted-benzenediazonium salts, afforded the respective  $\beta$ -arylethenesulfonyl fluorides in reasonably good yields.

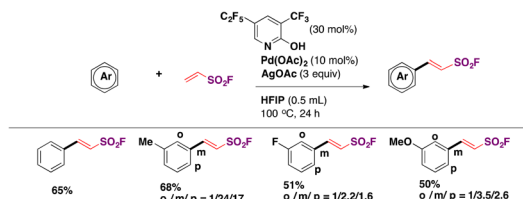
Both the olefin moiety and the sulfonyl fluoride group in  $\beta$ -arylethenesulfonyl fluorides can function as electrophiles. The reaction of  $\beta$ -arylethenesulfonyl fluorides with secondary cyclic amines afforded the Michael addition product as opposed to the substitution at the sulfur atom, whereas the reaction with *tert*-butyldimethylsilyl (TBS) ether in acetonitrile, using DBU as a base, afforded alkenylsulfonates *via* SuFEx chemistry (Scheme 47).

The strong preference for the Michael addition<sup>86</sup> of secondary amines to ESF over the substitution at S is quite remarkable. However, for  $\beta$ -arylethenesulfonyl fluorides, the reactivity is somewhat diminished, since only electron poor or neutral aromatic moieties are reactive towards the amines (Scheme 47).<sup>101</sup>

Then Chen, Wang, Yu and colleagues<sup>86</sup> informed a variant of the Pd catalysis to achieve homolytic aromatic substitution of arenes with ESF for the synthesis of aryl ethenesulfonyl



Scheme 47  $\beta$ -Arylethenesulfonyl fluorides as bis-electrophiles: Michael addition and SuFEx chemistry.



Scheme 48 Selected examples for the HAS of arenes with ESF.

fluorides. A succinct display of the scope of the reaction is shown in Scheme 48.

The homolytic substitution is poorly regioselective and necessitates harsh reaction conditions.<sup>86</sup>

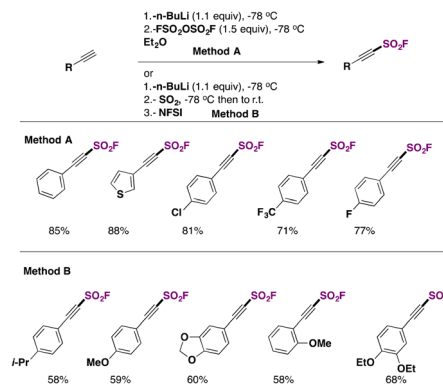
In 2018, the group of Qin<sup>88,100</sup> reported the Rh-catalyzed *ortho*-substitution of benzaldehydes and acetophenones with the ESF group to achieve the fluorosulfovinylation of aryl C(sp<sup>2</sup>)-H bonds from aromatic aldehydes and ketones. A brief scope of the transformation is shown in Scheme 49.

From Scheme 49, it is observed that both benzaldehydes and acetophenones of diverse electronic nature are good candidates for the Rh-catalyzed incorporation of ESF.

However, the major drawback of ESF and its derivatives is the inherent structural limitation to ethyl or ethylene moieties present in the final products. There are also some concerns with the use of ESF related to its high toxicity (oral LD<sub>50</sub> is 50 mg kg<sup>-1</sup> for rats) and being a severe lachrymator.<sup>35</sup> Its preparation from the toxic 2-chloroethane-1-sulfonyl chloride is also a concern. All the methodologies available to synthesize alkenyl-substituted fluorosulfonylated products are presented in Table 3.

### C.3. Syntheses of alkenyl sulfonyl fluorides

As recently as 2020, Smedley, Sharpless, Moses and colleagues<sup>92</sup> synthesized 2-substituted-alkynyl-1-sulfonyl fluorides (SASFs), which bear both an alkyne functionality (ready for a click reaction with azides) and the SO<sub>2</sub>F SuFExable group. The syntheses of SASFs were readily accomplished by the reaction of terminal alkynes with *n*-BuLi and FSO<sub>2</sub>OSO<sub>2</sub>F (or gaseous SO<sub>2</sub> and NFSI afterwards, as the source of F) at -78 °C in Et<sub>2</sub>O (or

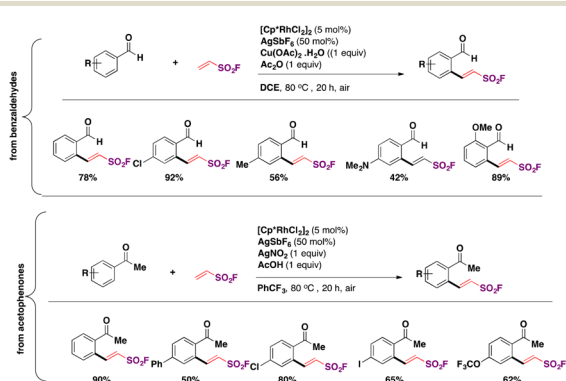
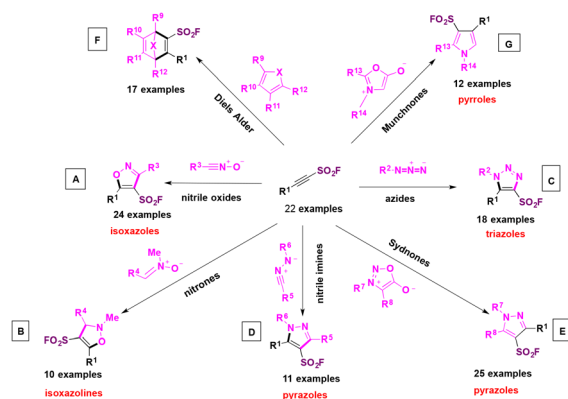


Scheme 50 Selected examples for the syntheses of SASFs.

THF when SO<sub>2</sub> gas is used). The authors uncovered that the method employing the fluorosulfonic acid anhydride (*i.e.*: FSO<sub>2</sub>OSO<sub>2</sub>F) (method A, Scheme 50) worked well with electron-poor substrates, while the method utilizing SO<sub>2</sub> and NFSI (method B, Scheme 50) worked satisfactorily with electron-rich substrates. Scheme 50 depicts the syntheses of a series of SASF substrates.

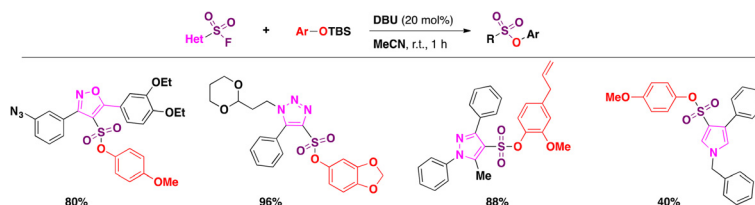
These SASFs were later applied to construct a very interesting diverse set of heterocyclic compounds bearing the SO<sub>2</sub>F moiety taking advantage of the click chemistry. The authors<sup>92</sup> combined the classic click chemistry reaction concept between an alkyne and an azide group<sup>104,105</sup> to give triazole-type products with the SuFEx reaction which is associated with the fluorosulfonyl group. This new click associative chemistry was coined diversity oriented clicking (DOC), a methodology which encompasses two-in-one click chemistry sequential protocols with the aim of building on the diversity of scaffolds by click processes using 2-substituted-alkynyl-1-sulfonyl fluorides (SASFs) as starting substrates.

In order to put into practice the DOC methodology, SASFs were made to react with dipoles and cyclic dienes as coupling partners. The 1,3-nitrogen dipoles included nitrile oxides (Scheme 51A), nitrones (Scheme 51B), azides (Scheme 51C), nitrile imines (Scheme 51D), sydrones (Scheme 51E), dienes (Scheme 51F), and pyrroles (Scheme 51G), among others. The

Scheme 49 Selected examples for the Rh-catalyzed *ortho*-substitution of benzaldehydes and acetophenones with ESF.

Scheme 51 Selected general examples of dipoles reacting with SASFs. A: nitrile oxides. B: nitrones. C: azides. D: nitrile imines. E: sydrones. F: dienes. G: pyrroles.





Scheme 52 Examples of SuFEx click chemistry reactions from isoxazole, triazole, pyrazole and pyrrole fluorosulfonyl derivatives.

reaction click products of these dipoles with SASFs are shown in Scheme 51.

In this manner, a series of heteroaromatic compounds bearing the fluorosulfonic anchor such as isoxazoles, isoxazolines, pyrazoles, triazoles, and pyrroles could be obtained. It is to be pointed out the high selectivity of the reactions, since single regioisomers in each case were obtained (a recent synthesis of 2,4,5-trisubstituted oxazole sulfonyl fluorides was proposed by H.-L. Qin<sup>106</sup> without the employment of SASFs, although through the Rh-catalyzed heterocycloaddition of nitriles with 2-diazo-2-(fluorosulfonyl)acetate).

In order to apply the SuFEx click chemistry on the fluorosulfonyl heterocyclic compounds synthesized (Scheme 51), the authors<sup>92</sup> constructed a DOC library. A brief panorama of the scope of the reaction is presented for the syntheses of sulfonates in Scheme 52.

Competition experiments indicated that the reactivity for the SuFEx reaction followed the order triazole > pyrazole > isoxazoline = isoxazole.

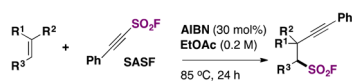
Frye, Studer and colleagues<sup>72</sup> have employed a SASF reagent (2-substituted-alkynyl-1-sulfonyl fluoride) to synthesize a  $\beta$ -alkynyl-fluoro sulfonyl alkane. An excerpt of the reaction is shown in Scheme 53.

#### C.4. Syntheses of $\beta$ -keto sulfonyl fluorides

$\beta$ -Ketosulfonyl fluorides were recognized as analogs to  $\beta$ -ketoesters, in terms of versatile reactivity. The only known method to synthesize  $\beta$ -ketosulfonyl fluorides used the gaseous  $\text{SF}_5\text{Cl}$  reagent.<sup>107</sup>

Chen, Huang, Liao and colleagues<sup>108</sup> achieved the electrochemical syntheses of  $\beta$ -ketosulfonyl fluorides using a sacrificial anode of magnesium and an aluminum cathode in  $\text{Et}_2\text{O}$  as solvent, with  $\text{LiClO}_4$  as electrolyte. The scope of the transformation is shown in Scheme 54.

Aryl and heteroaryl acetylenes afforded good yields of the respective  $\beta$ -keto sulfonyl fluorides. Aliphatic acetylenes such as cyclohexylacetylene, 6-chlorohexyne, and 1-hydroxy-3-butyne gave good yields of fluorosulfonylated products as well. Changing the reaction conditions (THF, instead of  $\text{Et}_2\text{O}$ ,  $\text{LiClO}_4$  0.2 M, and  $U_{\text{cell}}$



Scheme 53 General strategy for the syntheses of  $\beta$ -alkynyl-fluoro sulfonyl alkanes.

= 10 V), the authors<sup>108</sup> obtained the  $\alpha$ -chloro- $\beta$ -keto sulfonyl fluorides from phenylacetylenes.

Interestingly, the authors examined the transformation of 2-oxo-2-phenylethane-1-sulfonyl fluoride into derivatives. Scheme 55 depicts some of these relevant transformations.

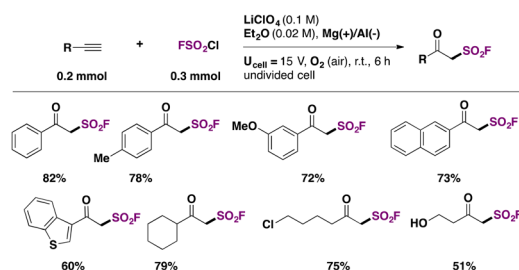
The inhibitor PMSF<sup>18,19</sup> (Scheme 55, upper center) is obtained in very good yield. The reaction of 2-oxo-2-phenylethane-1-sulfonyl fluoride with hydroxylamine hydrochloride produced a novel heterocycle “oxathiazole” in reasonably good yield (Scheme 55, lower left side).

Based on radical probe experiments and the necessity for both electrical current and an electrolyte in order to accomplish product formation, the authors postulated a plausible reaction mechanism such as that depicted in Scheme 56. By cathodic reduction,  $\text{FSO}_2\text{Cl}$  produced  $\text{FSO}_2$  radicals and chloride anions. The  $\text{FSO}_2$  radicals add to the terminal phenylacetylene carbon to produce intermediate **XVIII**, which in the presence of air generates intermediate **XIX**. By a Russel mechanism, intermediate **XX** is formed, which is reduced *in situ* to intermediate **XXI**, which upon protonation gives the product in  $\text{Et}_2\text{O}$ . In THF, chlorination of the  $\beta$ -keto sulfonyl fluorides by  $\text{MgCl}_2$  affords the  $\alpha$ -chloro- $\beta$ -keto sulfonyl fluorides (Scheme 56).

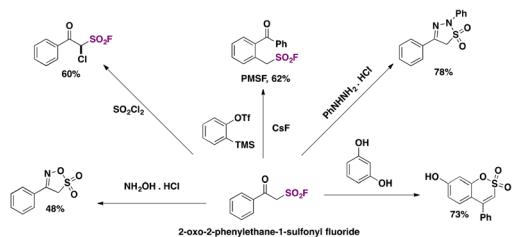
In 2022, Feng, Huang, and colleagues<sup>109</sup> introduced a modification of the electrochemical syntheses of  $\beta$ -keto sulfonyl fluorides through the radical fluorosulfonylation of vinyl triflates. The authors<sup>109</sup> used graphite felt (GF) as an electrode to generate  $\text{FSO}_2$  radicals from  $\text{FSO}_2\text{Cl}$ , in diethyl ether as solvent, with  $\text{Et}_4\text{NPF}_6$  as electrolyte. The scope of the transformation is shown in Scheme 57.

#### C.5. Syntheses of fluorosulfonylamines and the fluorosulfonylation of phenols

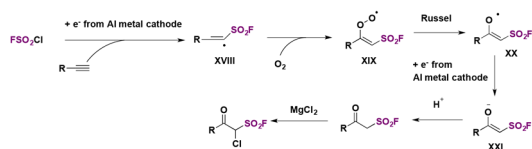
In 2018, Guo, Sharpless, Dong, and colleagues<sup>6</sup> developed an electrophilic fluorosulfonyl donor capable of



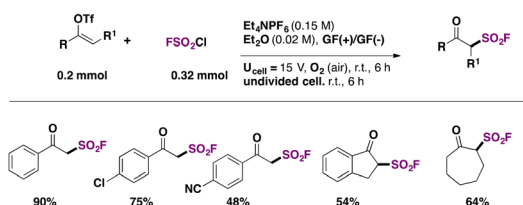
Scheme 54 Selected examples for the electrochemical syntheses of  $\beta$ -keto sulfonyl fluorides.



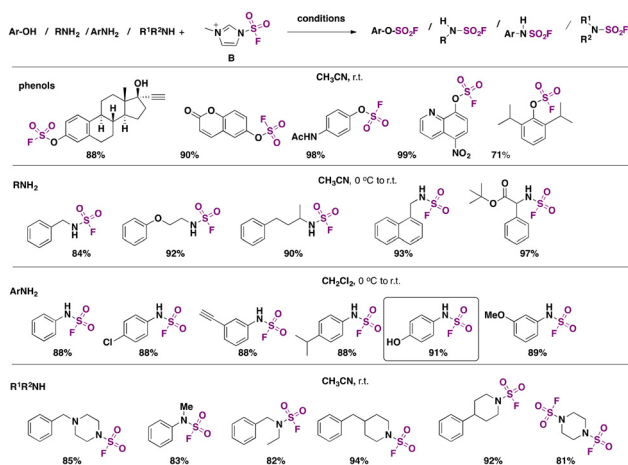
**Scheme 55** Transformations of 2-oxo-2-phenylethane-1-sulfonyl fluoride into derivatives.



**Scheme 56** Proposed reaction mechanism.



**Scheme 57** Selected examples for the radical fluorosulfonylation of vinyl triflates.



**Scheme 58** Scope of the fluorosulfonylation of phenols, primary aliphatic amines, primary aromatic amines and secondary amines.

fluorosulfonylating alcohols, phenols, and primary and secondary amines in excellent yields. The reagent is fluorosulfonyl imidazolium triflate **B** (Scheme 58), which was observed to be much more reactive and stable than the classic  $\text{SO}_2\text{F}_2$  reagent.<sup>110</sup> **B** was examined for its ability to fluorosulfonylate a range of phenols and primary and secondary amines, according to Scheme 58.

Reagent **B** was prepared from 2-methylimidazole and  $\text{SO}_2\text{F}_2$ . Phenols were converted to their respective fluorosulfates in the presence of triethylamine (Scheme 58). Even sterically hindered phenols were transformed into their respective fluorosulfates in very good yields. Unlike  $\text{SO}_2\text{F}_2$ , **B** reacted readily with primary and secondary amines, as shown in Scheme 58, affording the corresponding sulfamoyl fluorides without the presence of additives, as opposed to when reagent  $\text{SO}_2\text{F}_2$  is used, which necessitates the presence of triethylamine and additives (such as DMAP or DABSO) to afford sulfamoyl fluorides. Both aliphatic and aromatic primary amines reacted under the conditions shown in Scheme 58. Even the less reactive secondary amines provided good yields of products. This represents one of the few protocols to prepare and isolate products bearing the sulfamoyl fluoride group.

It is to be observed that the amine site preferentially reacts in the presence of the phenol function, as depicted in Scheme 58 for aromatic primary amines, in sharp contrast to the  $\text{SO}_2\text{F}_2$  reagent, which prefers the phenol reactivity over the amine site.

## D. Conclusions

The profound impact attributed to organic compounds bearing the  $-\text{SO}_2\text{F}$  functionality has traversed fields, from organic chemistry to biological applications and from drug discovery to materials sciences, most probably driven by the seminal paper by Sharpless in 2014 with the introduction of the SuFEx click chemistry reaction. This constantly growing and expanding area of fluorosulfonylated compounds has demanded a significant need for alternative methods (one-pot procedures) to synthesize aromatic and aliphatic sulfonyl fluorides that allow the simultaneous incorporation of both  $\text{SO}_2$  and F groups, without the requirement of previously installed  $\text{SO}_2$  or F functionalities.

In this review, we critically discussed, from an organic chemist's perspective, new methodologies for the syntheses and some applications of (hetero)aromatic-, alkyl-, alkenyl-, and alkynyl-sulfonyl fluorides and  $\beta$ -keto-sulfonyl fluorides and the syntheses of compounds with  $\text{N}-\text{SO}_2\text{F}$  and  $\text{O}-\text{SO}_2\text{F}$  bonds.

Besides the classical Cl/F exchange from the corresponding chlorides, the syntheses of alkyl-substituted sulfonyl fluorides can be carried out by direct or indirect methods. Synthetic direct methods *via* radical sulfur dioxide insertion/fluorination provide aliphatic sulfonyl fluorides in good yields or the visible light-photocatalyzed addition of  $\text{SO}_2\text{F}$  radicals from newly developed  $\text{SO}_2\text{F}$ -reagents affords excellent yields of aliphatic saturated fluorosulfonyl substrates. Indirect methods can resort to the addition of  $\text{SO}_2\text{F}$ - Michael acceptors such as ESF and derivatives. The drawback with the employment of ESF (and derived hubs) is the use of toxic and hygroscopic starting 2-chloroethane-1-sulfonyl chloride substrate for their syntheses. Also, the synthesis of the precursors for radical fluorosulfonylating

reagents derived from benzimidazolium salts necessitates the ClSO<sub>2</sub>F reagent, which is costly (USD 10 955 per mol).

Fluorosulfonylated alkenes can also be synthesized either through direct fluorosulfonylating radical strategies from olefins or alkynes as substrates, or by employing fluorosulfonylating hubs such as ESF and its derivatives. Direct radical fluorosulfonylating reagents to accomplish the syntheses of fluorosulfonylated alkenes involve ClSO<sub>2</sub>F and FSO<sub>2</sub>-substituted benzimidazolium salts precursors, which share limitations concerned with handling and costs.

On the other hand, the syntheses of fluorosulfonylated (hetero)arenes, other than the classical Cl/F exchange in aryl sulfonyl chlorides, can consider the use of disulfides with Selectfluor to obtain the sulfonyl fluoride in high yields. Aryl sulfonamides, sulfonylhydrazides and arylsulfonates can also be used as starting substrates for the synthesis of aryl sulfonyl fluorides. Direct methods, namely those that do not require pre-synthesized/installed sulfur-containing substrates, can employ aryl iodides, aryl bromides, aryl boronic acids, and aryl diazonium salts as starting materials, DABSO and Na<sub>2</sub>S<sub>2</sub>O<sub>5</sub> as sources of SO<sub>2</sub>, and a fluorinating reagent (Selectfluor, NFSI, or KHF<sub>2</sub>). Probably, these latter methods are more friendly in terms of reagent handling and costs. However, to date, no direct radical fluorosulfonylating reagents, such as FSO<sub>2</sub>-substituted benzoimidazolium salts, have been employed for the incorporation of the SO<sub>2</sub>F group onto (hetero)aromatic compounds, although radical methods to fluorosulfonylate aromatic substrates are already in place.

Among the catalytic methodologies established for the fluorosulfonylation of aliphatic and aromatic compounds, metal-mediated methods, thermal techniques, and more recently photocatalytic and electrochemical protocols have been reported. However, the application of flow system methodologies has not been reported for fluorosulfonylation reactions, which could be conveniently applied in the photocatalytic protocols established so far. This area will probably witness an expansion in the near future.

## Conflicts of interest

There are no conflicts to declare.

## Acknowledgements

SBV, DEY and AP are research members of Consejo Nacional de Investigaciones Científicas y Técnicas, CONICET. Financial aid for this project was obtained from Agencia Nacional de Promoción Científica y Técnica-Argentina, Grant PICT2017-2276.

## Notes and references

- C. R. Pitts, D. Bornemann, P. Liebing, N. Santschi and A. Togni, *Angew. Chem., Int. Ed.*, 2019, **58**, 1950–1954.
- Y. Kraemer, E. N. Bergman, A. Togni and C. R. Pitts, *Angew. Chem., Int. Ed.*, DOI: [10.1002/anie.202205088](https://doi.org/10.1002/anie.202205088).
- R. Kordnezhadian, B. Li, A. Zogu, J. Demaerel, W. M. De Borggraeve and E. Ismalaj, *Chem. – Eur. J.*, DOI: [10.1002/chem.202201491](https://doi.org/10.1002/chem.202201491).
- A. L. Tribby, I. Rodríguez, S. Shariffudin and N. D. Ball, *J. Org. Chem.*, 2017, **82**, 2294–2299.
- H. Zhou, P. Mukherjee, R. Liu, E. Evrard, D. Wang, J. M. Humphrey, T. W. Butler, L. R. Hoth, J. B. Sperry, S. K. Sakata, C. J. Helal and C. W. Am Ende, *Org. Lett.*, 2018, **20**, 812–815.
- T. Guo, G. Meng, X. Zhan, Q. Yang, T. Ma, L. Xu, K. B. Sharpless and J. Dong, *Angew. Chem.*, 2018, **130**, 2635–2640.
- J. Liao, W. Guo, Z. Zhang, X. Tang, W. Wu and H. Jiang, *J. Org. Chem.*, 2016, **81**, 1304–1309.
- K. Zhang, X.-H. Xu and F.-L. Qing, *J. Org. Chem.*, 2015, **80**, 7658–7665.
- Y. Sumii, Y. Sugita, E. Tokunaga and N. Shibata, *ChemistryOpen*, 2018, **7**, 204–211.
- Y. Liu, S. Bai, Y. Du, X. Qi and H. Gao, *Angew. Chem., Int. Ed.*, DOI: [10.1002/anie.202115611](https://doi.org/10.1002/anie.202115611).
- L. V. Sokolenko, R. K. Orlova, A. A. Filatov, Y. L. Yagupolskii, E. Magnier, B. Pégot and P. Diter, *Molecules*, 2019, **24**, 1249.
- S. Xing, Y.-Y. Zhu, W. Liu, Y. Liu, J. Zhang, H. Zhang, Y. Wang, S.-F. Ni and X. Shao, *Org. Lett.*, 2022, **24**, 3378–3383.
- D. Zeng, Y. Ma, W. Deng, M. Wang and X. Jiang, *Angew. Chem., Int. Ed.*, 2022, **61**, 1–9.
- J. Dong, L. Krasnova, M. G. Finn and K. Barry Sharpless, *Angew. Chem., Int. Ed.*, 2014, **53**, 9430–9448.
- C. Chatgililoglu, in *The Chemistry of Sulphones and Sulphoxides*, ed. S. Patai, S. Rappoport and C. Stirling, John Wiley & Sons, Ltd, 1988, pp. 1089–1113.
- H. Mukherjee, J. Debreczeni, J. Breed, S. Tentarelli, B. Aquila, J. E. Dowling, A. Whitty and N. P. Grimster, *Org. Biomol. Chem.*, 2017, **15**, 9685–9695.
- Q. Zhao, X. Ouyang, X. Wan, K. S. Gajiwala, J. C. Kath, L. H. Jones, A. L. Burlingame and J. Taunton, *J. Am. Chem. Soc.*, 2017, **139**, 680–685.
- Y. Liu, M. P. Patricelli and B. F. Cravatt, *Proc. Natl. Acad. Sci. U. S. A.*, 1999, **96**, 14694–14699.
- D. A. Jeffery and M. Bogyo, *Curr. Opin. Biotechnol.*, 2003, **14**, 87–95.
- G. F. Zha, Q. Zheng, J. Leng, P. Wu, H. L. Qin and K. B. Sharpless, *Angew. Chem., Int. Ed.*, 2017, **56**, 4849–4852.
- A. J. Brouwer, N. Herrero Álvarez, A. Ciaffoni, H. van de Langemheen and R. M. J. Liskamp, *Bioorg. Med. Chem.*, 2016, **24**, 3429–3435.
- M. K. Nielsen, C. R. Ugaz, W. Li and A. G. Doyle, *J. Am. Chem. Soc.*, 2015, **137**, 9571–9574.
- M. K. Nielsen, D. T. Ahneman, O. Riera and A. G. Doyle, *J. Am. Chem. Soc.*, 2018, **140**, 5004–5008.
- P. Mukherjee, C. P. Woroch, L. Cleary, M. Rusznak, R. W. Franzese, M. R. Reese, J. W. Tucker, J. M. Humphrey, S. M. Etuk, S. C. Kwan, C. W. Am Ende and N. D. Ball, *Org. Lett.*, 2018, **20**, 3943–3947.
- L. L. Frye, E. L. Sullivan, K. P. Cusack and J. M. Funaro, *J. Org. Chem.*, 1992, **57**, 697–701.

- 26 L. Matesic, N. A. Wyatt, B. H. Fraser, M. P. Roberts, T. Q. Pham and I. Greguric, *J. Org. Chem.*, 2013, **78**, 11262–11270.
- 27 J. A. H. Inkster, K. Liu, S. Ait-Mohand, P. Schaffer, B. Guérin, T. J. Ruth and T. Storr, *Chem. – Eur. J.*, 2012, **18**, 11079–11087.
- 28 T. A. Bianchi and L. A. Cate, *J. Org. Chem.*, 1977, **42**, 2031–2032.
- 29 J. S. Oakdale, L. Kwisnek and V. V. Fokin, *Macromolecules*, 2016, **49**, 4473–4479.
- 30 (a) C. J. Smedley, J. A. Homer, T. L. Gialelis, A. S. Barrow, R. A. Koelln and J. E. Moses, *Angew. Chem., Int. Ed.*, 2022, e202112375; (b) M. Wei, D. Liang, X. Cao, W. Luo, G. Ma, Z. Liu and L. Li, *Angew. Chem., Int. Ed.*, 2021, **60**, 7397–7404; (c) S. Li, P. Wu, J. E. Moses and K. B. Sharpless, *Angew. Chem., Int. Ed.*, 2017, **56**, 2903–2908.
- 31 J. Leng and H. L. Qin, *Chem. Commun.*, 2018, **54**, 4477–4480.
- 32 A. T. Davies, J. M. Curto, S. W. Bagley and M. C. Willis, *Chem. Sci.*, 2017, **8**, 1233–1237.
- 33 A. S. Barrow, C. J. Smedley, Q. Zheng, S. Li, J. Dong and J. E. Moses, *Chem. Soc. Rev.*, 2019, **48**, 4731–4758.
- 34 (a) C. Lee, A. J. Cook, J. E. Elisabeth, N. C. Friede, G. M. Sammis and N. D. Ball, *ACS Catal.*, 2021, **11**, 6578–6589; (b) T. Zhong, Z. Chen, J. Yi, G. Lu and J. Weng, *Chin. Chem. Lett.*, 2021, **32**, 2736–2750.
- 35 T. S. B. Lou and M. C. Willis, *Nat. Rev. Chem.*, 2022, **6**, 146–162.
- 36 F.-S. He, Y. Li and J. Wu, *Org. Chem. Front.*, 2022, **9**, 5299–5305.
- 37 X. Nie and S. Liao, *Synlett*, 2022, **33**, 401–408.
- 38 Q. Zheng, J. L. Woehl, S. Kitamura, D. Santos-Martins, C. J. Smedley, G. Li, S. Forli, J. E. Moses, D. W. Wolan and K. B. Sharpless, *Proc. Natl. Acad. Sci. U. S. A.*, 2019, **116**, 18808–18814.
- 39 M. Kirihara, S. Naito, Y. Ishizuka, H. Hanai and T. Noguchi, *Tetrahedron Lett.*, 2011, **52**, 3086–3089.
- 40 M. Kirihara, S. Naito, Y. Nishimura, Y. Ishizuka, T. Iwai, H. Takeuchi, T. Ogata, H. Hanai, Y. Kinoshita, M. Kishida, K. Yamazaki, T. Noguchi and S. Yamashoji, *Tetrahedron*, 2014, **70**, 2464–2471.
- 41 S. W. Wright and K. N. Hallstrom, *J. Org. Chem.*, 2006, **71**, 1080–1084.
- 42 M. Pérez-Palau and J. Cornella, *Eur. J. Org. Chem.*, 2020, **2020**, 2497–2500.
- 43 (a) L. Tang, Y. Yang, L. Wen, X. Yang and Z. Wang, *Green Chem.*, 2016, **18**, 1224–1228; (b) Q. Pan, Y. Liu, W. Pang, J. Wu, X. Ma, X. Hu, Y. Guo, Q.-Y. Chen and C. Liu, *Org. Biomol. Chem.*, 2021, **19**, 8999–9003.
- 44 J. Kwon and B. M. Kim, *Org. Lett.*, 2019, **21**, 428–433.
- 45 P. K. T. Lo, Y. Chen and M. C. Willis, *ACS Catal.*, 2019, **9**, 10668–10673.
- 46 C. Lee, N. D. Ball and G. M. Sammis, *Chem. Commun.*, 2019, **55**, 14753–14756.
- 47 G. Laudadio, A. D. A. Bartolomeu, L. M. H. M. Verwijlen, Y. Cao, K. T. De Oliveira and T. Noël, *J. Am. Chem. Soc.*, 2019, **141**, 11832–11836.
- 48 K. Lam and W. E. Geiger, *J. Org. Chem.*, 2013, **78**, 8020–8027.
- 49 Y. Liu, D. Yu, Y. Guo, J. C. Xiao, Q. Y. Chen and C. Liu, *Org. Lett.*, 2020, **22**, 2281–2286.
- 50 S. Liu, Y. Huang, X. H. Xu and F. L. Qing, *J. Fluorine Chem.*, 2020, **240**, 1–6.
- 51 Q. Lin, Z. Ma, C. Zheng, X. J. Hu, Y. Guo, Q. Y. Chen and C. Liu, *Chin. J. Chem.*, 2020, **38**, 1107–1110.
- 52 Z. Ma, L. Shan, X. Ma, X. Hu, Y. Guo, Q. Y. Chen and C. Liu, *J. Fluorine Chem.*, 2022, **254**, 109948.
- 53 T. Zhong, M. K. Pang, Z. Da Chen, B. Zhang, J. Weng and G. Lu, *Org. Lett.*, 2020, **22**, 3072–3078.
- 54 D. Louvel, A. Chelagha, J. Rouillon, P. Payard, L. Khrouz, C. Monnereau and A. Tlili, *Chem. – Eur. J.*, 2021, **27**, 8704–8708.
- 55 T. T. Bui, V. H. Tran and H. Kim, *Adv. Synth. Catal.*, 2022, **364**, 341–347.
- 56 A. Narayanan and L. H. Jones, *Chem. Sci.*, 2015, **6**, 2650–2659.
- 57 O. O. Fadeyi, L. R. Hoth, C. Choi, X. Feng, A. Gopalsamy, E. C. Hett, R. E. Kyne, R. P. Robinson and L. H. Jones, *ACS Chem. Biol.*, 2017, **12**, 2015–2020.
- 58 R. Artschwager, D. J. Ward, S. Gannon, A. J. Brouwer, H. Van De Langemheen, H. Kowalski and R. M. J. Liskamp, *J. Med. Chem.*, 2018, **61**, 5395–5411.
- 59 J. Thomas and V. V. Fokin, *Org. Lett.*, 2018, **20**, 3749–3752.
- 60 X. Zhang, W. Y. Fang, R. Lekkala, W. Tang and H. L. Qin, *Adv. Synth. Catal.*, 2020, **362**, 3358–3363.
- 61 (a) B. Moku, W. Y. Fang, J. Leng, L. Li, G. F. Zha, K. P. Rakesh and H. L. Qin, *iScience*, 2019, **21**, 695–705; (b) H.-R. Chen, Z.-Y. Hu, H.-L. Qin and H. Tang, *Org. Chem. Front.*, 2021, **8**, 1185–1189.
- 62 Y. Liu, H. Wu, Y. Guo, J.-C. Xiao, Q.-Y. Chen and C. Liu, *Angew. Chem.*, 2017, **129**, 15634–15637.
- 63 Q. Lin, Y. Liu, Z. Xiao, L. Zheng, X. Zhou, Y. Guo, Q. Y. Chen, C. Liu and C. Zheng, *Org. Chem. Front.*, 2019, **6**, 447–450.
- 64 Y. Liu, Q. Lin, Z. Xiao, C. Zheng, Y. Guo, Q. Y. Chen and C. Liu, *Chem. – Eur. J.*, 2019, **25**, 1824–1828.
- 65 (a) Z. Da Chen, X. Zhou, J. T. Yi, H. J. Diao, Q. L. Chen, G. Lu and J. Weng, *Org. Lett.*, 2022, **24**, 2474–2478; (b) T. Zhong, J.-T. Yi, Z.-D. Chen, Q.-C. Zhuang, Y.-Z. Li, G. Lu and J. Weng, *Chem. Sci.*, 2021, **12**, 9359–9365.
- 66 A. Shavnya, S. B. Coffey, K. D. Hesp, S. C. Ross and A. S. Tsai, *Org. Lett.*, 2016, **18**, 5848–5851.
- 67 A. Shavnya, K. D. Hesp and A. S. Tsai, *Adv. Synth. Catal.*, 2018, **360**, 1768–1774.
- 68 Z. Ma, Y. Liu, X. Ma, X. Hu, Y. Guo, Q. Y. Chen and C. Liu, *Org. Chem. Front.*, 2022, **9**, 1115–1120.
- 69 H. Zhang, S. Li, H.-L. Zheng, G. Zhu, S. Liao and X. Nie, *Org. Chem. Front.*, 2022, **9**, 4854–4860.
- 70 J.-T. Yi, X. Zhou, Q.-L. Chen, Z.-D. Chen, G. Lu and J. Weng, *Chem. Commun.*, 2022, **58**, 9409–9412.
- 71 W. Zhang, H. Li, X. Li, Z. Zou, M. Huang, J. Liu, X. Wang, S. Ni, Y. Pan and Y. Wang, *Nat. Commun.*, 2022, **13**, 3515.

- 72 N. L. Frye, C. G. Daniliuc and A. Studer, *Angew. Chem., Int. Ed.*, 2022, **61**, 1–6.
- 73 P. Wang, H. Zhang, M. Zhao, S. Ji, L. Lin, N. Yang, X. Nie, J. Song and S. Liao, *Angew. Chem., Int. Ed.*, 2022, **61**, 1–9.
- 74 J. A. Andrews, L. R. E. Pantaine, C. F. Palmer, D. L. Poole and M. C. Willis, *Org. Lett.*, 2021, **23**, 8488–8493.
- 75 (a) P. J. Sarver, N. B. Bissonnette and D. W. C. Macmillan, *J. Am. Chem. Soc.*, 2021, **143**, 9737–9743; (b) J. Chen, D.-y. Zhu, X.-j. Zhang and M. Yan, *J. Org. Chem.*, 2021, **86**, 3041–3048.
- 76 (a) R. Xu, T. Xu, M. Yang, T. Cao and S. Liao, *Nat. Commun.*, 2019, **10**, 1–7; (b) Y. Liu, H. Wu, Y. Guo, J.-C. Xiao, Q.-Y. Chen and C. Liu, *Angew. Chem.*, 2017, **129**, 15634–15637.
- 77 X. Zeng, H. Beckers and H. Willner, *J. Am. Chem. Soc.*, 2013, **135**, 2096–2099.
- 78 X. Nie, T. Xu, J. Song, A. Devaraj, B. Zhang, Y. Chen and S. Liao, *Angew. Chem., Int. Ed.*, 2021, **60**, 3956–3960.
- 79 X. Nie, T. Xu, Y. Hong, H. Zhang, C. Mao and S. Liao, *Angew. Chem., Int. Ed.*, 2021, **60**, 22035–22042.
- 80 T. S. B. Lou, S. W. Bagley and M. C. Willis, *Angew. Chem., Int. Ed.*, 2019, **58**, 18859–18863.
- 81 P. Wang, H. Zhang, X. Nie, T. Xu and S. Liao, *Nat. Commun.*, 2022, **13**, 3370.
- 82 Q. Chen, P. Mayer and H. Mayr, *Angew. Chem., Int. Ed.*, 2016, **55**, 12664–12667.
- 83 H.-L. Qin, Q. Zheng, G. A. L. Bare, P. Wu and K. B. Sharpless, *Angew. Chem.*, 2016, **128**, 14361–14364.
- 84 P. K. Chinthakindi, K. B. Govender, A. S. Kumar, H. G. Kruger, T. Govender, T. Naicker and P. I. Arvidsson, *Org. Lett.*, 2017, **19**, 480–483.
- 85 T. S. Lou, S. W. Bagley and M. C. Willis, *Angew. Chem.*, 2019, **131**, 19035–19039.
- 86 X.-Y. Chen, Y. Wu, J. Zhou, P. Wang and J.-Q. Yu, *Org. Lett.*, 2019, **21**, 1426–1429.
- 87 J. J. Krutak, R. D. Burpitt, W. H. Moore and J. A. Hyatt, *J. Org. Chem.*, 1979, **44**, 3847–3858.
- 88 C. Li, S. M. Wang and H. L. Qin, *Org. Lett.*, 2018, **20**, 4699–4703.
- 89 C. J. Smedley, M. C. Giel, A. Molino, A. S. Barrow, D. J. D. Wilson and J. E. Moses, *Chem. Commun.*, 2018, **54**, 6020–6023.
- 90 J. Leng, N. S. Alharbi and H.-L. Qin, *Eur. J. Org. Chem.*, 2019, **2019**, 6101–6105.
- 91 C. Li, Y. Zheng, K. P. Rakesh and H. L. Qin, *Chem. Commun.*, 2020, **56**, 8075–8078.
- 92 C. J. Smedley, G. Li, A. S. Barrow, T. L. Gialelis, M. C. Giel, A. Ottonello, Y. Cheng, S. Kitamura, D. W. Wolan, K. B. Sharpless and J. E. Moses, *Angew. Chem., Int. Ed.*, 2020, **59**, 12460–12469.
- 93 X. Zhang, B. Moku, J. Leng, K. P. Rakesh and H. L. Qin, *Eur. J. Org. Chem.*, 2019, **2019**, 1763–1769.
- 94 S. Xu and S. Cui, *Org. Lett.*, 2021, **23**, 5197–5202.
- 95 V. L. Mykhalchuk, V. S. Yarmolchuk, R. O. Doroschuk, A. A. Tolmachev and O. O. Grygorenko, *Eur. J. Org. Chem.*, 2018, **2018**, 2870–2876.
- 96 M. C. Giel, C. J. Smedley, E. R. R. Mackie, T. Guo, J. Dong, T. P. Soares da Costa and J. E. Moses, *Angew. Chem., Int. Ed.*, 2020, **59**, 1181–1186.
- 97 L. Li, P. Mayer, A. R. Ofial and H. Mayr, *Eur. J. Org. Chem.*, DOI: [10.1002/ejoc.202200865](https://doi.org/10.1002/ejoc.202200865).
- 98 J. Chen, B. Q. Huang, Z. Q. Wang, X. J. Zhang and M. Yan, *Org. Lett.*, 2019, **21**, 9742–9746.
- 99 H. L. Qin, Q. Zheng, G. A. L. Bare, P. Wu and K. B. Sharpless, *Angew. Chem., Int. Ed.*, 2016, **55**, 14155–14158.
- 100 S. M. Wang, C. Li, J. Leng, S. N. A. Bukhari and H. L. Qin, *Org. Chem. Front.*, 2018, **5**, 1411–1415.
- 101 P. Wipf, D. C. Aslan, E. C. Southwick and J. S. Lazo, *Bioorg. Med. Chem. Lett.*, 2001, **11**, 313–317.
- 102 K. Kikukawa and T. Matsuda, *Chem. Lett.*, 1977, **6**, 159–162.
- 103 N. Oger, M. Dhalluin, E. Le Grogneac and F. X. Felpin, *Org. Process Res. Dev.*, 2014, **18**, 1786–1801.
- 104 R. Huisgen, *Angew. Chem., Int. Ed. Engl.*, 1963, **2**, 633–645.
- 105 R. Huisgen, *Angew. Chem., Int. Ed. Engl.*, 1963, **2**, 565–598.
- 106 W.-Y. Fang, S.-M. Wang, Z.-W. Zhang and H.-L. Qin, *Org. Lett.*, 2020, **22**, 8904–8909.
- 107 T. Henkel, T. Krügerke and K. Seppelt, *Angew. Chem., Int. Ed. Engl.*, 1990, **29**, 1128–1129.
- 108 D. Chen, X. Nie, Q. Feng, Y. Zhang, Y. Wang, Q. Wang, L. Huang, S. Huang and S. Liao, *Angew. Chem., Int. Ed.*, 2021, **60**, 27271–27276.
- 109 Q. Feng, Y. Fu, Y. Zheng, S. Liao and S. Huang, *Org. Lett.*, 2022, **24**, 3702–3706.
- 110 S. D. Schimmler, M. A. Cismesia, P. S. Hanley, R. D. J. Froese, M. J. Jansma, D. C. Bland and M. S. Sanford, *J. Am. Chem. Soc.*, 2017, **139**, 1452–1455.
- 111 H. Zhang, N. Yang, J. Li, P. Wang, S. Li, L. Xie and S. Liao, *Org. Lett.*, 2022, **24**, 8170–8175.
- 112 P. Wang, S.-J. Li, H. Zhang, N. Yang and S. Liao, *Synlett*, 2023, **34**(05), 471–476.