

Cite this: *RSC Adv.*, 2019, 9, 5064

Parameter optimization and degradation mechanism for electrocatalytic degradation of 2,4-dichlorophenoxyacetic acid (2,4-D) herbicide by lead dioxide electrodes†

Abdollah Dargahi,^a Amin Ansari,^b Davood Nematollahi,^b Ghorban Asgari,^a Reza Shokoohi^a and Mohammad Reza Samarghandi^{*c}

2,4-Dichlorophenoxyacetic acid (2,4-D) is one of the most commonly used herbicides in the world. In this work, the electro-catalytic degradation of 2,4-D herbicide from aqueous solutions was evaluated using three anode electrodes, *i.e.*, lead dioxide coated on stainless steel 316 (SS316/ β -PbO₂), lead dioxide coated on a lead bed (Pb/ β -PbO₂), and lead dioxide coated on graphite (G/ β -PbO₂). The structure and morphology of the prepared electrodes were studied by X-ray diffraction (XRD), scanning electron microscopy (SEM) and energy dispersive X-ray spectroscopy (EDX). The process of herbicide degradation was monitored during constant current electrolysis using cyclic voltammetry (CV). In this study, the experiments were designed based on the central composite design (CCD) and were analyzed and modeled by response surface methodology (RSM) to demonstrate the operational variables and the interactive effect of three independent variables on 3 responses. The effects of parameters including pH (3–11), current density ($j = 1\text{--}5\text{ mA cm}^{-2}$) and electrolysis time (20–80 min) were studied. The results showed that, at $j = 5\text{ mA cm}^{-2}$, by increasing the reaction time from 20 to 80 min and decreasing the pH from 11 to 3, the 2,4-D herbicide degradation efficiency using SS316/ β -PbO₂, Pb/ β -PbO₂ and G/ β -PbO₂ anode electrodes was observed to be 60.4, 75.9 and 89.8%, respectively. Moreover, the results showed that the highest COD and TOC removal efficiencies using the G/ β -PbO₂ electrode were 83.7 and 78.5%, under the conditions pH = 3, electrolysis time = 80 min and $j = 5\text{ mA cm}^{-2}$, respectively. It was also found that G/ β -PbO₂ has lower energy consumption (EC) (5.67 kW h m⁻³) compared to the two other studied electrodes (SS316/ β -PbO₂ and Pb/ β -PbO₂). The results showed a good correlation between the experimental values and the predicted values of the quadratic model ($P < 0.05$). Results revealed that the electrochemical process using the G/ β -PbO₂ anode electrode has an acceptable efficiency in the degradation of 2,4-D herbicide and can be used as a proper pretreatment technique to treat wastewater containing resistant pollutants, *e.g.*, phenoxy group herbicides (2,4-D).

Received 9th December 2018
Accepted 4th February 2019

DOI: 10.1039/c8ra10105a

rsc.li/rsc-advances

1. Introduction

In the past century, the pollution of water resources by toxic and reactive chemical compounds, such as pesticides, has been one of the most serious environmental problems worldwide. Water resources can be polluted by pesticides in various ways. The pesticides are directly released into the water by direct washing or irrigation. Furthermore, the rainfall on sprayed areas can

contribute to releasing these toxins into the surface water resources and soil before degradation.¹ Pesticides are classified into herbicides, insecticides, fungicides, bactericides, acaricides, and rodenticides according to their purpose, method and period of use or chemical properties.² The chlorinated phenoxy acids herbicides are considerably used in agriculture against the growth of broadleaf weeds in rice, wheat, and corn.^{3,4}

2,4-Dichlorophenoxyacetic acid (2,4-D) is a herbicide, which is extensively used around the world. The excellent properties including the low cost and the high efficiency to control the broadleaf weeds in a variety of settings such as crops, rights-of-way, lawns and forests have introduced the 2,4-D as the most commonly used herbicides.^{5–7}

Degradation of 2,4-D is very slow in water; its half-life in water range from one to several weeks under aerobic conditions, while it can be more than 120 days under anaerobic

^aDepartment of Environmental Health Engineering, School of Health, Hamadan University of Medical Sciences, Hamadan, Iran

^bDepartment of Chemistry, Faculty of Chemistry, Bu-Ali-Sina University, Hamadan, Iran

^cDepartment of Environmental Engineering School of Public Health, Hamadan University of Medical Sciences, Hamadan, Iran. E-mail: samarghandi@umsha.ac.ir

† Electronic supplementary information (ESI) available. See DOI: 10.1039/c8ra10105a



conditions.⁸ The International Agency for Research on Cancer of the World Health Organization categorized this herbicide as “possibly carcinogenic to humans, according to insufficient evidence in humans and limited evidence in experimental animals”.⁹ The issues associated with the exposure to this herbicide have been studied in different applicators, but the risk of 2,4-D to human health has not thoroughly assessed.¹⁰ The results of the previous studies clarified that the consumption of 2,4-D by laboratory animals has resulted in the objectionable effects on eyes, thyroid, kidneys, adrenal glands, ovaries and testicles.¹¹ It is also observed that the utilization of this herbicide is associated with teratogenic, genotoxic, neurotoxic, immune suppressant and cytotoxic effects.^{11,12} The extensive use and poor biodegradability of 2,4-D are led to its ubiquitous presence in the environment, which is led to the contamination of surface and ground waters.¹³ Hereupon, the attempts have vastly implemented to eliminate this herbicide through the different techniques such as adsorption,^{14,15} biological decomposition^{8,16,17} and plasma-ozonation.⁹ However, these techniques have serious disadvantages and issues, *e.g.*, high cost, incomplete pollutant removal, production of toxic by-products, need to add the chemical compounds, sludge production and need for more treatment.¹⁸

Over the last two decades, the electrochemical technologies, due to their high efficiency, environmentally friendly and versatility have provided great developments in wastewater treatment, especially for the elimination of the bio-refractory substances.¹⁹ Since the electrochemical advanced oxidation processes (EAOPs) are not involved in the toxic reagents and the electron is considered as their main reagents, they account for as the eco-friendly emergent techniques for water remediation.²⁰ The degradation process is performed by the direct reaction of organics at the anode surface by charge transfer, whereas the degradation of pollutants, at high current, is preferentially carried out due to the oxidation of the pollutants by the oxidizing agents produced at the anode.^{21,22} The anodic oxidation or electrochemical oxidation (EO) is the most convenient and common EAOP, in which the physisorbed M ($\cdot\text{OH}$) radical produced by water oxidation degrades the organics in this technique.²¹ The anodes, which have incredible potential for the oxygen evolution reaction (OER) and are capable to generate the weakly adsorbed hydroxyl radicals, are considered as the brilliant anodes for electro-oxidation of organic compounds.²³ Hence, the anodes such as boron-doped diamond (BDD), $\text{SnO}_2\text{-Sb}$, IrO_2 , and PbO_2 have emerged as the most talented anodes for organic degradation.^{24,25} However, although the BDD electrode is chemically stable and shows the excellent ability in the degradation of the organics, it is still very expensive.²⁶ The $\text{SnO}_2\text{-Sb}$ electrode is much less expensive, but it is deactivated after a short period of use.²⁷ On the other hand, although PbO_2 anodes show the lower electrochemical activity in the degradation of organics, compared to BDD and Sb-doped SnO_2 electrodes, they offer the advantages including the easier production by electrodeposition, low electrical resistivity, and good electrochemical activity. Moreover, their stability was observed to be remarkable at high potentials and at different pH values.^{28,29}

In the present study, three anode electrodes, *i.e.*, lead dioxide coated on stainless steel 316 ($\text{SS316}/\beta\text{-PbO}_2$), lead dioxide coated on the lead bed ($\text{Pb}/\beta\text{-PbO}_2$), lead dioxide coated on graphite ($\text{G}/\beta\text{-PbO}_2$) were employed to study the degradation of 2,4-D herbicide from aqueous solutions. The experiments were designed based on central composite design (CCD) and were analyzed using the response surface methodology (RSM), which it provides proper statistical tools to design and to optimize the studied process. Morphology of prepared electrodes is characterized by scanning electron microscopy (SEM) coupled with energy dispersive X-ray spectroscopy (EDX) and X-ray diffraction (XRD). The process of herbicide degradation was monitored during constant current electrolysis using cyclic voltammograms (CV) techniques. After the electrolysis process and complete degradation of 2,4-D herbicide, the leaching of lead ions and the mechanism of 2,4-D degradation were evaluated.

2. Materials and methods

All parts of materials and methods section including materials, analytical method, electrochemical treatments, preparation of the $\text{SS316}/\beta\text{-PbO}_2$ electrode, preparation of the $\text{Pb}/\beta\text{-PbO}_2$ electrode, preparation of the $\text{G}/\beta\text{-PbO}_2$ electrode and experimental design, can be found at ESI.†

3. Results and discussion

3.1. Characterization of $\beta\text{-PbO}_2$ electrodes

The SEM technique was applied to evaluate the surface morphology of PbO_2 electrodeposited on graphite, lead and stainless steel 316 (SS316) substrate and the results, under four different views (50, 20, 10 and 5 μm), were represented in Fig. S3 (Part I, a–c).† All particles revealed an agglomeration with limited individual particle boundary. The results of these images revealed the crystalline structures of $\beta\text{-PbO}_2$ in the electrodeposited PbO_2 microparticles on graphite, lead and SS316 and also clarified that the $\beta\text{-PbO}_2$ has the tetragonal structure.

Elemental analysis of the $\beta\text{-PbO}_2$ was performed using Energy-dispersive X-rays (EDX) technique and results were presented in Fig. S3 (Part II).† As shown in Fig. S3 (Part II),† the weight percentage of oxygen (O) and lead (Pb), the main elements existed in the $\beta\text{-PbO}_2$, were 20.9%, 79.1% for graphite electrode and 19.5%, 80.5% for Pb electrode and 20.1%, 79.9% for SS316, respectively.

X-ray diffraction patterns (XRD) measurements were used to estimate the phases and crystallinity of PbO_2 and the deposited film. Fig. S3 (Part III)† is related to the XRD of the PbO_2 layer deposited on the graphite, lead and SS316 interlayers in which the diffraction peaks of the β form of PbO_2 has represented. All XRD results show the tetragonal structure of $\beta\text{-PbO}_2$. Unlike the orthorhombic $\alpha\text{-PbO}_2$, the tetragonal $\beta\text{-PbO}_2$ is characterized by favorable conductivity,^{38,42} which can exceptionally assist the anode employed in electro-oxidation of contaminants in aqueous solution. The main peaks, which it is observed at 2θ of 25.4°, 32.0°, 36.2°, 49.1°, 53.5°, 58.7°, 62.5° and 75.4° for these three electrodes (graphite, lead and SS316), are corresponded to



Table 1 Experimental conditions for measuring the efficiency of an electrochemical process for 2,4-dichlorophenoxy acetic acid herbicide degradation

Run	A: pH	B: j (mA cm ⁻²)	C: time (min)	2,4-D herbicide removal efficiency (%)		
				SS316/ β -PbO ₂ (E_1)	Pb/ β -PbO ₂ (E_2)	G/ β -PbO ₂ (E_3)
1	11	3	50	28.08	44.81	57.91
2	7	3	50	33.94	50.89	65.34
3	7	3	50	34.5	55.1	68.3
4	3	3	50	39.15	59.87	74.99
5	3	1	80	36.03	52.62	68.16
6	7	3	20	16.79	31.95	45.61
7	7	1	50	28.72	48.25	60.56
8	11	5	20	18.53	28.74	44.5
9	7	3	50	30.86	48.5	61.5
10	3	5	80	60.46	75.93	89.88
11	7	5	50	47.27	64.03	78.29
12	3	1	20	14.84	28.71	44.71
13	7	3	80	42.89	61.13	75.34
14	11	1	80	18.84	27.36	43.78
15	11	5	80	33.88	50.22	62.17
16	7	3	50	36.67	50.4	64.62
17	7	3	50	29.9	46.83	66.9
18	3	5	20	23.23	33.91	47.66
19	7	3	50	34.21	52.4	62.99
20	11	1	20	10.68	18.75	33.94

the (110), (101), (200), (211), (220), (310), (301) and (321) plane of β -PbO₂, respectively.^{32,39} It is important to note that the existence of β -PbO₂ in all samples was proven. In order to calculate the average size of β -PbO₂, Debye–Scherrer formula was applied;³² based on the results obtained from this formula, the size of β -PbO₂ crystals in the G/ β -PbO₂, SS316/ β -PbO₂ and Pb/ β -PbO₂ electrodes was obtained to be 30.2, 44.7, and 36.0 nm, respectively. These results are consistent with the SEM results.

3.2. Statistical analysis and the model fitting

In this study, the central composite design (CCD) model was used to evaluate the interactive effect of parameters for optimizing the degradation of 2,4-D herbicide from aqueous solutions using modified electrode anodes. There were a total of 20 experiments (including 7 variable points, 7 axis points, 1 central point and 5 repetitive points in the center) for optimizing the variables in the CCD statistical design (Table 1). The model was found to be reasonable for predictions made within the range of experimental variables. The models expressed in Table 2, where the variables take their coded values, represent the 2,4-D

herbicide degradation efficiency using three anodes electrodes of SS316/ β -PbO₂, Pb/ β -PbO₂ and G/ β -PbO₂ (Y_1 , Y_2 and Y_3) as a function of pH (A), current density (B) and electrolysis time (C). The models are obtained after rectifying the ineffective variables and interacting with them. The suitability of the models is determined by the correlation coefficient R^2 and adjusted R^2 . The R^2 coefficient is specified as the ratio of the described variable to the total variation and the degree of fitness of the model, which it was reasonably found to be high in all models ($R^2 = 0.953$ – 0.956). The values greater than 4 for the accuracy and validity of the model is indicative of its desirability;^{35,36} as can be observed, these values were obtained to be in the range of 25.54–27.09 for all responses. Furthermore, the values of standard deviation (3.06–3.75) and coefficient of variation (CV) (5.82–9.89) illustrate the significance and the high reliability of results. It should be mentioned that the extent and direction of the effect of independent parameters on the efficiency of the electrochemical process are identified by the coefficients of these equations and their mathematical symbols (\pm) (Table 2). Also, based on statistical analyses, the models

Table 2 Summary of model for three anodes electrodes SS316/ β -PbO₂, Pb/ β -PbO₂ and G/ β -PbO₂

Response	Modified equations with significant terms	Model	R^2	Adj. R^2	Adeq. precision	S.D	CV	Press
Y_1	+34.33 – 6.33A + 7.47B + 10.76C – 4.41AC + 2.85BC – 6.67C ²	Quadratic	0.954	0.933	27.09	3.06	9.89	369.83
Y_2	+52.11 – 8.12A + 7.71B + 12.52C – 4.48AC + 3.87BC – 11.18C ²	Quadratic	0.953	0.931	25.54	3.75	8.07	425.49
Y_3	+66.14 – 8.31A + 7.13B + 12.29C – 4.77AC + 3.33BC – 10.56C ²	Quadratic	0.956	0.935	26.49	3.54	5.82	466.52



have low probability values and high reliability levels. The low values of variance coefficients are indicative of the suitable accuracy and superior reliability of data. The P values for the studied responses were 0.0001. The higher values of F and fewer values of P demonstrate the meaningfulness of the models and all of the studied factors were found to be significant (P value < 0.05). The lack-of-fit F -test describes the variation of the data around the fitted model. According to Tables S2–S4,[†] the lack of fit (LOF) P values of >0.05 was obtained to be statistically insignificant for 2,4-D herbicide degradation using three

anodes electrodes (SS316/ β -PbO₂, Pb/ β -PbO₂ and G/ β -PbO₂), implying a correlation between the variables and 2,4-D herbicide degradation. Residuals plots, which define the difference between the observed values of a response and its predicted value, are important for determining the competence of the model. Normal test plots are graphical tools for signifying the residuals departure from a straight line. The normal probability plot of 2,4-D herbicide degradation using three anodes electrodes of SS316/ β -PbO₂, Pb/ β -PbO₂ and G/ β -PbO₂ (Fig. 1(a₁, b₁ and c₁)) show that almost all data points are normally scattered



Fig. 1 Normal probability distribution of residuals for 2,4-D removal efficiency: (a₁, b₁ and c₁), and Residuals versus predicted for 2,4-D removal efficiency (a₂, b₂ and c₂); (a) SS316/ β -PbO₂, (b) Pb/ β -PbO₂ and (c) G/ β -PbO₂.



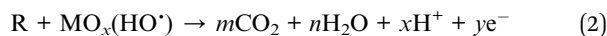
near to the straight line and no gross distribution is observed around the line. The adequacy of the models was also evaluated by the plot of residuals *versus* the predicted responses. As shown in Fig. 1(a₂, b₂ and c₂), the random scatter of the residuals around the zero specifies the appropriate behavior of the models and the satisfaction of constant variance assumptions. Furthermore, in a well-designed model, the residuals should be independent of time or any other parameters.

3.3. Efficiency of electrodes in 2,4-D herbicide degradation

In this study, the efficiency of coated anode electrodes (SS316/β-PbO₂, Pb/β-PbO₂, G/β-PbO₂) was investigated in the degradation of 2,4-D herbicide. In oxidative degradation of organic compounds using PbO₂ electrodes, the electro-generated physorbed HO[•] on the surface of electrode plays the main role in mineralization of the pollutants. The formation of adsorbed hydroxyl radical MO_x(HO[•]) by oxidation of the water molecules has been reported as the initial reaction in both kinds (active and non-active) of MO_x anodes, as shown in (eqn (1)).^{32,43}



Afterward, the electrochemically generated MO_x(HO[•]), as one of the strongest oxidant, mineralize the organic matter (eqn (2)).^{32,43} Furthermore, the MO_x(HO[•]) can generate the O₂ gas (eqn (3)); this reaction acts as a competitor for the reaction shown in eqn (2).



According to reports, the oxygen evolution reaction is considerably dependent on the value of oxygen evolution over-potential; so that, the oxygen evolution reaction is identified as the dominant reaction for the electrodes with the low oxygen evolution over-potential. However, this reaction is difficult for the electrodes that have higher oxygen evolution over-potential and; thus, for these kinds of electrodes, the reaction (2) occurs earlier than the reaction (3), which it leads to progress the efficiency of the mineralization reaction.^{32,43}

In order to determine the performance of the electrochemical process, the 2,4-D herbicide degradation was calculated as a response. A quadratic model describes the changes in 2,4-D degradation efficiency as a function of variables. According to Table 2, A (pH), B (*j*) and C (time) are the most important functions of the model for the electrochemical process using the SS/β-PbO₂, Pb/β-PbO₂ and G/β-PbO₂ anode electrodes. The 2,4-D degradation efficiency using the coated electrodes was investigated at various pH values (3–11), electrolysis time (20–80 min) and current density (1–5 mA cm⁻²). The surface plot for 2,4-D degradation by the electrochemical process using SS316/β-PbO₂, Pb/β-PbO₂ and G/β-PbO₂ anode electrodes is depicted in (Fig. 2 (Part I–III)) and is representative of the interaction effect of time and pH. As can be seen, increasing the electrolysis time and reducing the pH enhanced the 2,4-D degradation efficiency. As the results showed, by decreasing the pH from 11

to 3 under the same conditions (*j* = 5 mA cm⁻², time = 80 min), the efficiency of the electrochemical process in degradation of 2,4-D using the SS316/β-PbO₂, Pb/β-PbO₂ and G/β-PbO₂ electrodes was increased by 26.5, 25.7 and 27.7%, respectively. In addition, the degradation efficiency of this herbicide using SS316/β-PbO₂, Pb/β-PbO₂ and G/β-PbO₂ was increased by 37.2, 42.0 and 42.2% by an increase in the electrolysis time from 20 to 80 under identical conditions (*j*: 5 mA cm⁻², pH = 3) (Fig. 2 (Part I–III)), respectively. Also, the results showed that 2,4-D degradation efficiency using the SS316/β-PbO₂, Pb/β-PbO₂ and G/β-PbO₂ electrodes varied between 10.6–60.4%, 18.7–75.9% and 33.9–89.8%, respectively. The highest 2,4-D degradation efficiency was observed at pH = 3, time = 80 min and *j* = 5 mA cm⁻². It was found that the lowest efficiency is achieved at the maximum pH value and the lowest electrolysis time and current density. It was evident that the pH was more effective on the 2,4-D degradation efficiency compared to electrolysis time. The obtained results are consistent with the results of Aquino Neto *et al.* (2009);⁴⁴ in their study, it was observed that increasing the pH from 2 to 11 is led to decrease the degradation efficiency of glyphosate herbicide (GH); so that, the highest GH degradation was achieved at pH = 2 (38%). In their study, the lower pH values diminished the oxygen evolution reaction in favor of organic compound oxidation,⁴⁴ which is agreed with the results of the present study. Jaafarzadeh *et al.* (2018) observed that decreasing the pH and increasing the electrolysis time are led to improve the 2,4-D removal efficiency; it is in line with the present study.⁴¹ In the present study, increasing the 2,4-D degradation in acidic pH can be attributed to the higher efficiency of the hydroxyl radical production in acidic pH values and production of some ions such as Cl, Cl₂ and HOCl that have higher efficiency at acidic pH values.^{45,46} The effect of current density on the degradation of 2,4-D is presented in Fig. 2 (Part I–III (a–c)). Considering the figures from (Fig. 2 Part I (a–c)) to (Fig. 2 Part III (a–c)), it can be concluded that increasing the current density leads to reducing the electrolysis time and increasing the efficiency of 2,4-D herbicide degradation. The greater hydroxyl radical generation at the higher current density may be the reason for this event; so that, the herbicide degradation efficiency using SS316/β-PbO₂ electrodes (from 36.0 to 60.4%), Pb/β-PbO₂ (from 52.6 to 75.6%) and G/β-PbO₂ (68.1 to 89.8%) is developed by increasing the current density from 1 mA cm⁻² to 5 mA cm⁻² at the same conditions (pH = 3 and time = 80 min), which is consistent with the study conducted by Jaafarzadeh *et al.* (2018).⁴¹ In their study, the results showed that increasing the current density increases the removal efficiency of herbicide; so that, increasing the current from 10 mA cm⁻² to 40 mA cm⁻² is led to enhance the removal efficiency from 52% to 82%.⁴¹ In the study conducted by Yahiaoui *et al.* (2013), it was observed that the tetracycline (TC) removal efficiency is developed by increasing the current density; so that, the removal efficiency increased from 33.5 to 77.7% by increasing the current density from 2.5 to 25 mA cm⁻²,⁴⁷ which is in accordance with the present study. As discussed before, this effect should be related to increasing the production of electrogenerated OH[•] radicals from the water discharge by increasing current density.





Fig. 2 Response surface plot for electrochemical process with different anode electrodes; SS316/ β -PbO₂ anode (Part I), Pb/ β -PbO₂ anode (Part II) and G/ β -PbO₂ anode (Part III): (a) j : 1 mA cm⁻², (b) j : 3 mA cm⁻², (c) j : 5 mA cm⁻² and (d) overlay plot for optimal region (pH:7, j : 3 mA cm⁻², time: 50 min).

The results showed that all three types of electrodes have suitable performance in degradation of the 2,4-D herbicide; but among them, the G/ β -PbO₂ anode electrode was able to provide the highest herbicide degradation efficiency compared to other studied electrodes. The high potential of the G/ β -PbO₂ can be considered as the reason for its superior performance in the electrochemical generation of HO[•] radicals compared to other studied electrodes. The properties of G/ β -PbO₂ electrode include the high oxygen evolution potential, good electric conductivity, good electrodeposition and high specific area, which lead to the exceptional performance of this electrode.^{32,48–50}

To justify the performance of β -PbO₂ electrodes in the process of electro-catalytic degradation of the 2,4-D herbicide, the experiment was carried out to determine the anodic potential of

the three electrodes prepared (SS/ β -PbO₂, Pb/ β -PbO₂ and G/ β -PbO₂) for water oxidation in 0.25 M Na₂SO₄ electrolyte solution at pH of 6 and scan speed of 100 mV s⁻¹. Fig. 3 shows that the oxygen evolution over-potential is high for all three electrodes, and these electrodes have well expanded the potential window of the water oxidation. According to Fischbacher *et al.* (2013), the high oxygen evolution over-potential on the surface of these electrodes produces a large amount of HO[•], which increases the oxidation efficiency and improves the performance of these electrodes for degradation of organic pollutants.⁵¹

According to this data, our β -PbO₂ electrodes clearly have high oxygen overpotential and produces effectively H₂O₂ and O₃. According to the reaction shown below, the reaction of generated H₂O₂ with O₃ produces hydroxyl radicals.





3.4. Process optimization and validation of the model

The experiments were performed based on CCD to attain the process optimization. In this study, 3 independent variables, *i.e.*, pH, current density and electrolysis time were evaluated to processing the optimization of the electrochemical process for three anodes electrodes (SS316/ β -PbO₂, Pb/ β -PbO₂ and G/ β -PbO₂). Graphical optimization produces an overlay plot, which affirms the possibility of response value in the factor space. Overlay plot is indicative of the region, which meets the proposed criteria. The optimum area related to 3 responses was determined (Fig. 2 (Part I–III, d)). The yellow region shows the region that gratifies the responses and the shaded region are related to variables of space. The yellow zone covers the pH of 7 and *j* of 3 mA cm⁻² for the electrolysis time of 50 min. To verify the accuracy of the models, one point in optimal areas is selected (conditions shown by the flag are shown in Fig. 2 (Part I–III, d)). The electrochemical process was used to compare the actual values with the predicted values of responses. Table 3 shows the results of the experiment in optimal areas. The correctness of the optimum conditions was examined by DOE software using standard deviation for each response. The actual values are very close to the predicted values of the model. According to the response, the optimum region for 2,4-D herbicide degradation using three anodes electrodes, *i.e.*, SS316/ β -PbO₂, Pb/ β -PbO₂ and G/ β -PbO₂ were identified to be 33.9%, 50.8% and 65.3%, respectively.

In optimum conditions, the energy consumption (EC) for three SS316/ β -PbO₂, Pb/ β -PbO₂ and G/ β -PbO₂ electrodes was investigated (Fig. S4†). The results showed that the EC for the three electrodes of SS316/ β -PbO₂, Pb/ β -PbO₂ and G/ β -PbO₂ was 6.46, 6.15 and 5.67 kW h m⁻³, respectively. According to the results, the G/ β -PbO₂ electrode has a lower EC compared to two other electrodes due to high efficiency in the 2,4-D herbicide degradation, which it was even lower than the EC reported in studies conducted by Pipi *et al.* (2014),⁵² Souza *et al.* (2015),⁵³ Hashim *et al.* (2017 (ref. 54)) and Kobya *et al.* (2016),⁵⁵ in the mentioned studies, the energy consumption was observed to be 16.9, 455.5, 6.21 and 11.17 kW h m⁻³, respectively.

3.5. Mechanism of 2,4-D herbicide degradation

The determination of oxidation mechanisms of 2,4-D herbicide was carried out by electrolysis of 100 ppm of the solution in 0.1 M Na₂SO₄ at pH = 3 using the current density of 3 mA cm⁻² for 80 min. During the electrolysis process, the results were followed up by a cyclic voltammetric technique on the surface of the glassy carbon electrode.

As shown in Fig. 4 (Part I), during the electrolysis process, the peak current of A₁ was reduced and new peaks of C₀ and A₀ emerged. Reducing the peak current of A₁ indicates the consumption of the raw material of the herbicide and the appearance and increase of the peaks of the C₀ and A₀ represents the formation of the intermediates, which are produced

during the electrolysis process. As seen in Fig. 4 (Part II), at the beginning of the electrolysis, the peak current of A₁ diminished and the peaks of A₀/C₀ begin to emerge. This process continues until the peak of A₁ disappears completely. The complete removal of A₁ peak shows the complete degradation of the 2,4-D herbicide. According to the Scheme 1 and Fig. 4 (Part III), it is observed that the 5-benzoquinone and 5-parabensucinone are the byproducts and intermediates resulted from the oxidation of the 2,4-D herbicides. Also, the appearance of the A₀/C₀ peak during electrolysis specifies the presence of these intermediate in this electrolysis (Fig. 4 (Part III)).

By the continuation of the electrolysis process, the peaks of A₀/C₀ started to decrease and, finally, these peaks also disappeared completely, which it is indicative of the complete degradation of the intermediate formed during the electrolysis process (Scheme 2). The empirical observations in the Souza *et al.* (2015)⁵³ and the empirical data validates the mechanism presented in Scheme 2.

The comparison of the 2,4-D degradation mechanism using the PbO₂ coated electrode and the un-coated electrodes used in previous studies disclosed that, using the β -PbO₂, the 2,4-D herbicide as well as the intermediates generated during the electrolysis process are completely degraded and the final products of degradation are the water (H₂O) and carbon dioxide (CO₂) (Fig. 4 (Part I and II) and Scheme 2); however, the uncoated graphite and SS316 can only degrade the herbicide and are not able to degrade the intermediates during the electrolysis and, as a result, these intermediates remain as the by-products in final solution after electrolysis (Fig. 4 (Part III) and Scheme 1). PbO₂, due to having the high overvoltage for production of the oxygen and high potential window for oxidation of water, is capable to electrochemically production of the strong oxidizing species such as ozone (O₃) and hydrogen peroxide (H₂O₂) during the electrolysis process, which the reactions between these two oxidants are led to produce the hydroxyl radical. The electrochemically produced hydroxyl radical through the reaction between the O₃ and H₂O₂ and through the decomposition of the water on the surface of the Pb electrode are the driving force and the main factor leading to fulfill the degradation process and to convert the raw material and the intermediate formed during the electrolysis process to water (H₂O) and carbon dioxide (CO₂).^{8,16,32,53,56} It should be noted that the proposed mechanism for degradation the 2,4-D herbicide in this study was reported based on the results of LC/MS, GC/MS and HPLC in the studies conducted by Souza *et al.* (2015),⁵³ Sanchis *et al.* (2013),⁸ Jaafarzadeh *et al.* (2018),⁴¹ Fontmorin *et al.* (2012)¹⁶ and according to results of LC/MS spectrum obtained in our previous study³⁴ and the electrochemical data obtained in our current study. Furthermore, in order to prove the proposed mechanism for degradation of 2,4-D herbicide and identification of intermediates, after 80 min, electrolysis was stopped and the LC-MS spectrum of the 2,4-D herbicide solution was provided. Table 4 and Fig. S5† shows the presence of molar mass for each of the intermediates in the corresponding spectrum, which it is accounted for as the reason for the correctness of pathway for the degradation of the 2,4-D herbicide and the proposed mechanism (Schemes 1 and 2).





Fig. 3 LSV graph of β -PbO₂ electrodes in Na₂SO₄ (0.25 M) at pH = 6.0. Scan rate = 100 mV s⁻¹.

3.6. Comparison of electrodes potential in degradation of 2,4-D and removal of COD and TOC

In EAOPs, the degradation of the target pollutant is not adequate; hence, the mineralization of organic pollutants should be evaluated, which was determined by the determination of COD and TOC. In this study, the COD and TOC removal efficiency using all three types of coated electrodes (SS316/ β -PbO₂, Pb/ β -PbO₂ and G/ β -PbO₂) were investigated when the electrochemical process had the highest 2,4-D degradation efficiency (Fig. S6†). The results showed that the COD removal efficiency using SS316/ β -PbO₂, Pb/ β -PbO₂ and G/ β -PbO₂ electrodes were 51.7, 68.7 and 83.7%, respectively, while the TOC removal efficiency using the electrodes studied in the same conditions was 41.3, 56.6 and 78.5%. Also, 2,4-D degradation efficiency by the electrodes studied (SS316/ β -PbO₂, Pb/ β -PbO₂ and G/ β -PbO₂) in the same conditions was 60.4, 75.9 and 89.8%, respectively. This disclosed the considerable degradation of the 2,4-D by the electrochemical system using the electrodes studied, which is consistent with the Zourab *et al.* (2009).⁵⁷ Zourab *et al.* revealed that the electro-catalytic degradation efficiency of herbicidal and pure of 2,4-D using the Pb/PbO₂ electrode was 79% and 57%, while the COD removal was 75% and 56%, respectively. They also observed that the reduction in the 2,4-D herbicide was proportional to decreasing the COD content of the solution, which it indicates the 2,4-D degradation by the electrochemical process using the Pb/PbO₂ anode electrode.⁵⁷ In another study, Abu Ghalwa *et al.* observed that the highest COD removal for herbicide linuron using two types of Pb/PbO₂ and C/PbO₂ electrodes was obtained to be 92% and

84%, respectively, which reveals a relatively complete degradation of linuron herbicide by the Pb/PbO₂ electrode.⁵⁸ Furthermore, the results of this study showed that G/ β -PbO₂ are the better electrodes among these three electrodes studied due to providing the highest 2,4-D degradation efficiency. The greater 2,4-D degradation efficiency and higher COD removal efficiency using the G/ β -PbO₂ electrode can be explained by two following reasons: (1) the presence of a greater amount of PbO₂ on graphite electrode compared to other electrodes, which it offers the greater number of sites to produce the hydroxyl radicals, and (2) the lowest crystals size values for β -PbO₂ compared to other electrodes (SS316/ β -PbO₂, Pb/ β -PbO₂) (Fig. S3 (Part I)†). Based on the reports, the smaller crystals size provides a greater surface area and, as a result, it increases the electro-generation of HO[•] that is favorable for the degradation of the pollutants.^{32,33,59}

3.7. Electrochemical stability test

High electrochemical stability is considered an important feature of the electrodes, especially for their industrial applications. The life-time of the β -PbO₂ electrodes is drastically dependent on the coating condition, surface morphology, compactness and uniformity of the formed coating. The life-time of the electrodes was observed to be similar to the previous study.^{32,60,61} In order to evaluate and to compare the stability of the studied electrodes, the accelerated service life experiments were carried out using the chronopotentiometry at the constant anodic current density of 100 mA cm⁻².

According to deactivation of the electrode by increasing the cell potential to 10 V, the life-time of electrodes studied are observed to be as follows: G/PbO₂(80 h) > SS/PbO₂ electrode (52 h) > Pb/PbO₂ electrode (40 h).⁴⁶ The remarkable stability of the graphite electrode may be due to several factors. One of these factors is the penetration of lead dioxide particles into the inner layers of the graphite bed, which provides more interaction and adhesion of the PbO₂ film to the graphite substrate. Another factor, as shown in SEM (Fig. S3, Part I†) and XRD (Fig. S3, Part III†) images, is the fact that decreasing the size of β -PbO₂ particles on the graphite surface can reduce the defect density at the electrode surface and increase the electrochemical stability of G/ β -PbO₂.³² Therefore, the modification of the surface of the electrodes not only decreases or eliminates the possibility of the penetration of electrolyte through the cracks and pores but also leads to an increase in internal pressure caused by the production of oxygen gas inside the electrode. Furthermore, the greater life-time of the SS316/ β -PbO₂ electrode, compared to the

Table 3 Verification of experimental results at optimum conditions, (pH: 7, j : 3 mA cm⁻² and electrolysis time 50 min)

Optimum condition	2,4-D herbicide degradation (%)		
	SS316/ β -PbO ₂	Pb/ β -PbO ₂	G/ β -PbO ₂
Experimental results	33.94%	50.89%	65.34%
Model response	CI low: 32.24, CI high: 36.42	CI low: 49.54, CI high: 54.67	CI low: 63.72, CI high: 68.56
Error	0.97	1.18	1.12
Standard deviation	± 3.06	± 3.75	± 3.54



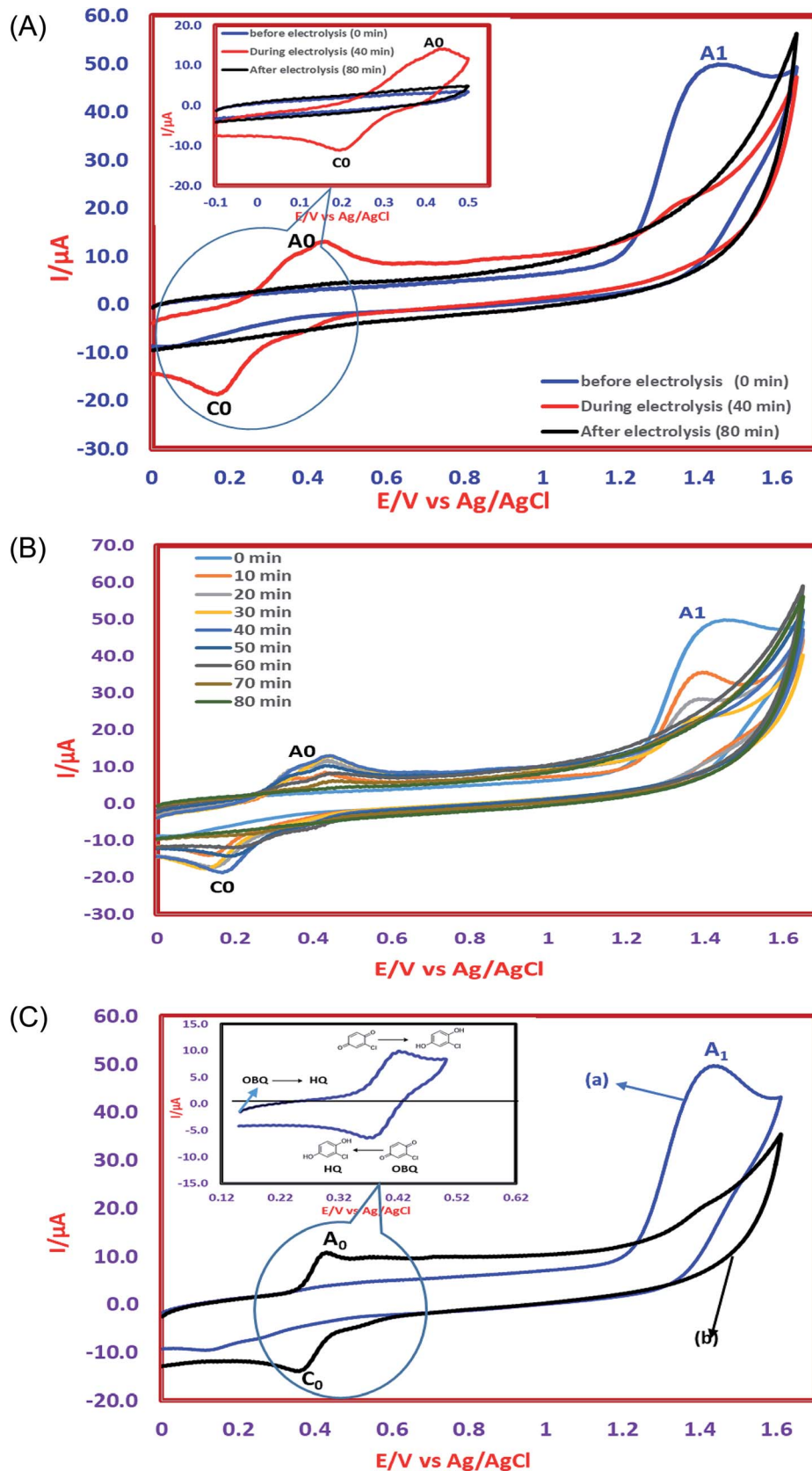
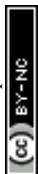


Fig. 4 (Part I) Degradation of 2,4-D solution before, during and after electrolysis using modified β - PbO_2 electrodes, (Part II) degradation of 2,4-D solution during different electrolysis times using modified β - PbO_2 electrodes (Part III) (a) degradation of 2,4-D solution before and (b) after electrolysis using unmodified electrodes (at pH = 3 in constant current electrolysis processes monitored by cyclic voltammetry technique at 100 mV s^{-1} in $0.1 \text{ M Na}_2\text{SO}_4$ on a glassy carbon electrode).





Scheme 1 Proposed pathway for electrocatalytic degradation of 2,4-D herbicide by anodic oxidation on unmodified graphite, Pb and stainless steel electrodes.

Pb/ β -PbO₂ electrode, can be due to the smooth and dense morphology of coated lead dioxide particles, which inhibits the penetration of the electrolyte into the coating and the formation of a passive layer on the surface. In addition, due to the improvement of the oxygen evolution potential (OEP) for G/ β -PbO₂ and SS316/ β -PbO₂ electrodes, the penetration of reactive oxygen species into the stainless steel and graphite bed is also inhibited.

3.8. Leaching of lead ions

Leaching of lead ions (Pb²⁺) was evaluated after the electrolysis and the complete degradation of the 2,4-D and the results were represented in Fig. S7.† The evaluation of the leaching of Pb²⁺ was carried out by an electrochemical method through the cyclic voltammetry. Accordingly, 0.5 mg L⁻¹ Pb(NO₃)₂ was

added to the final solution after electrolysis and the corresponding voltammogram was compared with the voltammogram of the final solution. As shown in Fig. S6,† the peak related to oxidation of the Pb²⁺ is observed at the potential of -0.5 V vs. Ag/AgCl, which such a peak is not detected in the voltammogram of the final solution. According to this test, it can be well demonstrated that, during electrolysis and after the complete degradation of the herbicide, there is no leaching of Pb²⁺ ions into the solution from the electrode surface. This illustrates that the PbO₂ coated on the surface of the electrodes is significantly stable which it was in agreement with the results of Ansari *et al.* (2018). Ansari *et al.* (2018) utilized the β -PbO₂ electrodes for electro-catalytic degradation of the malachite green. In their study, the leaching of Pb²⁺ into the solution, in addition to cyclic voltammogram technique, was also measured using the ICP-OES device. The results showed that the concentration of Pb²⁺ ions in the electrolyzed solution was 0.0035 mg L⁻¹.³² Also, leaching levels of lead ions were evaluated using ICP-OES after the completion of the 2,4-D degradation process using G/ β -PbO₂ electrode. According to results, after completion of the process, the Pb²⁺ concentration was observed to be 0.0013 ppm; the observed value was less than WHO guideline (0.01 mg L⁻¹) for drinking water.⁵⁰ Moreover, the Pb⁴⁺ concentration was not observed.



Scheme 2 Proposed pathway for electrocatalytic degradation of 2,4-D herbicide by anodic oxidation on modified G/ β -PbO₂, SS316/ β -PbO₂ and Pb/ β -PbO₂ electrodes.

4. Conclusions

The electrocatalytic degradation of 2,4-dichlorophenoxyacetic acid (2,4-D) herbicide was studied by various coated electrodes (SS316/ β -PbO₂, Pb/ β -PbO₂ and G/ β -PbO₂). The Central Composite Design (CCD) using the response surface study (RSM) was found to be successful to determine the optimum conditions. The effect of three variables, *e.g.*, pH, electrolysis time and current density (*j*) on the performance of the system



Table 4 Identified products by LC-MS in the electrocatalytic degradation of 2,4-D herbicide by anodic oxidation ($[2,4\text{-D}]_0 = 100 \text{ mg L}^{-1}$, $j = 3.0 \text{ mA cm}^{-2}$, electrolysis time = 80 min and pH = 3)

Molecular weight is observed (g mol^{-1})	Intermediate molecular structure
161–163	
159	
143–144	
111–112	
104–105	
88–90	
62–64	

studied in degradation of the 2,4-D were investigated; it was confirmed that these parameters have a significant effect on electro-catalytic degradation of 2,4-D. Also, the results showed that, at the conditions including pH of 3, electrolysis time of 80 min and j of 5 mA cm^{-2} , the highest 2,4-D herbicide degradation efficiency using SS316/ $\beta\text{-PbO}_2$ and Pb/ $\beta\text{-PbO}_2$, G/ $\beta\text{-PbO}_2$ anodes were 60.4, 75.9 and 89.8%, respectively. The results showed that the highest COD and TOC removal efficiencies using the G/ $\beta\text{-PbO}_2$ electrode were 83.7 and 78.5%, under the conditions, *i.e.*, pH = 3, electrolysis time = 80 min and $j = 5 \text{ mA cm}^{-2}$, respectively. Based on energy consumption, the G/ $\beta\text{-PbO}_2$ electrode has the least amount of energy consumption among

the electrodes studied. Moreover, all parameters follow the quadratic model. Generally, this method can be used as a pre-treatment process for biological systems to remove the resistant organic compounds such as chlorophenoxy pesticides groups.

Conflicts of interest

There are no conflicts to declare.

Acknowledgements

This study has been adapted from a PhD student thesis at Hamadan University of Medical Sciences. The study was funded by deputy of research and technology, Hamadan University of Medical Sciences (No. 9611177276).

References

- 1 M. R. Samarghandi, M. Mohammadi, A. Karami, L. Tabandeh, A. Dargahi and F. Amirian, *Pol. J. Environ. Stud.*, 2017, **26**, 2189–2195.
- 2 M. Arias-Estévez, E. López-Periago, E. Martínez-Carballo, J. Simal-Gándara, J.-C. Mejuto and L. García-Río, *Agric., Ecosyst. Environ.*, 2008, **123**, 247–260.
- 3 J. R. de Liphay, S. R. Sørensen and J. Aamand, *Environ. Pollut.*, 2007, **148**, 83–93.
- 4 R. Chidambaram, *Ecol. Eng.*, 2016, **92**, 97–105.
- 5 C. J. Burns and G. M. Swaen, *Crit. Rev. Toxicol.*, 2012, **42**, 768–786.
- 6 M. Essandoh, D. Wolgemuth, C. U. Pittman Jr, D. Mohan and T. Mlsna, *Chemosphere*, 2017, **174**, 49–57.
- 7 E. Seck, J. Doña-Rodríguez, C. Fernández-Rodríguez, O. González-Díaz, J. Araña and J. Pérez-Peña, *Appl. Catal., B*, 2012, **125**, 28–34.
- 8 S. Sanchis, A. M. Polo, M. Tobajas, J. J. Rodríguez and A. F. Mohedano, *Chemosphere*, 2013, **93**, 115–122.
- 9 C. Bradu, M. Magureanu and V. Parvulescu, *J. Hazard. Mater.*, 2017, **336**, 52–56.
- 10 S. Harris, K. Solomon and G. Stephenson, *J. Environ. Sci. Health, Part B*, 1992, **27**, 23–38.
- 11 C. R. de Arcaute, S. Soloneski and M. Larramendy, *Ecotoxicol. Environ. Saf.*, 2016, **128**, 222–229.
- 12 S. M. Shallangwa, *Agric. J.*, 2011, **6**, 177–180.
- 13 K. H. H. Aziz, H. Miessner, S. Mueller, A. Mahyar, D. Kalass, D. Moeller, I. Khorshid and M. A. M. Rashid, *J. Hazard. Mater.*, 2018, **343**, 107–115.
- 14 M. Pirsahab, A. Dargahi, S. Hazrati and M. Fazlzadehdavil, *Desalin. Water Treat.*, 2014, **52**, 4350–4355.
- 15 V. Njoku, M. A. Islam, M. Asif and B. Hameed, *J. Environ. Manage.*, 2015, **154**, 138–144.
- 16 J.-M. Fontmorin, S. Huguet, F. Fourcade, F. Geneste, D. Floner and A. Amrane, *Chem. Eng. J.*, 2012, **195**, 208–217.
- 17 S. González-Cuna, J. Galíndez-Mayer, N. Ruiz-Ordaz, S. Murugesan, A. Piña-Escobedo, J. García-Mena, E. Lima-Martínez and F. Santoyo-Tepole, *Int. Biodeterior. Biodegrad.*, 2016, **107**, 123–131.



- 18 X. Bian, J. Chen and R. Ji, *Materials*, 2013, **6**, 1530–1542.
- 19 S. Pulkka, M. Martikainen, A. Bhatnagar and M. Sillanpää, *Sep. Purif. Technol.*, 2014, **132**, 252–271.
- 20 J. Li, W. Guan, X. Yan, Z. Wu and W. Shi, *Catal. Lett.*, 2018, **148**, 23–29.
- 21 C. Ramírez, A. Saldaña, B. Hernández, R. Acero, R. Guerra, S. Garcia-Segura, E. Brillas and J. M. Peralta-Hernández, *J. Ind. Eng. Chem.*, 2013, **19**, 571–579.
- 22 L. O. Conte, A. V. Schenone, B. N. Giménez and O. M. Alfano, *J. Hazard. Mater.*, 2018, S0304-3894(18)30237-1.
- 23 M. Panizza and G. Cerisola, *Chem. Rev.*, 2009, **109**, 6541–6569.
- 24 C. Comninellis, *Electrochim. Acta*, 1994, **39**, 1857–1862.
- 25 A. N. S. Rao and V. T. Venkatarangaiah, *Environ. Sci. Pollut. Res.*, 2014, **21**, 3197–3217.
- 26 X. Yu, M. Zhou, Y. Hu, K. G. Serrano and F. Yu, *Environ. Sci. Pollut. Res.*, 2014, **21**, 8417–8431.
- 27 F. Montilla, E. Morallon, A. De Battisti, A. Benedetti, H. Yamashita and J. Vazquez, *J. Phys. Chem. B*, 2004, **108**, 5044–5050.
- 28 Y.-J. Shih, Y.-H. Huang and C. Huang, *Electrochim. Acta*, 2017, **257**, 444–454.
- 29 R. M. Farinos and L. A. Ruotolo, *Electrochim. Acta*, 2017, **224**, 32–39.
- 30 J. M. Aquino, M. A. Rodrigo, R. C. Rocha-Filho, C. Sáez and P. Cañizares, *Chem. Eng. J.*, 2012, **184**, 221–227.
- 31 J.-M. Fontmorin, J. Siguí, F. Fourcade, F. Geneste, D. Floner, I. Soutrel and A. Amrane, *Sep. Purif. Technol.*, 2014, **132**, 704–711.
- 32 A. Ansari and D. Nematollahi, *Water Res.*, 2018, **144**, 462–473.
- 33 Y.-s. Wang, F. Yang, Z.-h. Liu, L. Yuan and G. Li, *Catal. Commun.*, 2015, **67**, 49–53.
- 34 A. Dargahi, D. Nematollahi, G. Asgari, R. Shokoohi, A. Ansari and M. R. Samarghandi, *RSC Adv.*, 2018, **8**, 39256–39268.
- 35 A. Dargahi, M. Mohammadi, F. Amirian, A. Karami and A. Almasi, *Desalin. Water Treat.*, 2017, **87**, 199–208.
- 36 R. Shokoohi, A. J. Jafari, A. Dargahi and Z. Torkshavand, *Desalin. Water Treat.*, 2017, **77**, 256–263.
- 37 M. R. Samarghandi, D. Nematollahi, G. Asgari, R. Shokoohi, A. Ansari and A. Dargahi, *Sep. Sci. Technol.*, 2018, 1–16.
- 38 Q. Zhuo, Q. Xiang, H. Yi, Z. Zhang, B. Yang, K. Cui, X. Bing, Z. Xu, X. Liang and Q. Guo, *J. Electroanal. Chem.*, 2017, **801**, 235–243.
- 39 X. Hao, S. Dan, Z. Qian, Y. Honghui and W. Yan, *RSC Adv.*, 2014, **4**, 25011–25017.
- 40 R. A. de Souza and L. M. Ruotolo, *Int. J. Electrochem. Sci.*, 2013, **8**, 643–657.
- 41 N. Jaafarzadeh, F. Ghanbari and A. Zahedi, *Journal of water process engineering*, 2018, **22**, 203–209.
- 42 L. Wang, F. Pan and L. Wang, *Int. J. Electrochem. Sci.*, 2014, **9**, 3628–3636.
- 43 Q. Dai, J. Zhou, M. Weng, X. Luo, D. Feng and J. Chen, *Sep. Purif. Technol.*, 2016, **166**, 109–116.
- 44 S. A. Neto and A. De Andrade, *Electrochim. Acta*, 2009, **54**, 2039–2045.
- 45 S.-M. Hong, Z. W. Min, C. Mok, H.-y. Kwon, T.-k. Kim and D.-h. Kim, *Food Sci. Biotechnol.*, 2013, **22**, 1773–1778.
- 46 M. Kobya, E. Senturk and M. Bayramoglu, *J. Hazard. Mater.*, 2006, **133**, 172–176.
- 47 I. Yahiaoui, F. Aissani-Benissad, F. Fourcade and A. Amrane, *Chem. Eng. J.*, 2013, **221**, 418–425.
- 48 J. M. Aquino, R. C. Rocha-Filho, L. A. Ruotolo, N. Bocchi and S. R. Biaggio, *Chem. Eng. J.*, 2014, **251**, 138–145.
- 49 X. Li, H. Xu and W. Yan, *RSC Adv.*, 2016, **6**, 82024–82032.
- 50 F. C. Moreira, R. A. Boaventura, E. Brillas and V. J. Vilar, *Appl. Catal., B*, 2017, **202**, 217–261.
- 51 A. Fischbacher, J. von Sonntag, C. von Sonntag and T. C. Schmidt, *Environ. Sci. Technol.*, 2013, **47**, 9959–9964.
- 52 A. R. Pipi, I. Sirés, A. R. De Andrade and E. Brillas, *Chemosphere*, 2014, **109**, 49–55.
- 53 F. Souza, C. Saéz, M. R. Lanza, P. Cañizares and M. Rodrigo, *Sep. Purif. Technol.*, 2015, **149**, 24–30.
- 54 K. S. Hashim, A. Shaw, R. Al Khaddar, M. O. Pedrola and D. Phipps, *J. Environ. Manage.*, 2017, **196**, 224–233.
- 55 M. Kobya, E. Gengec and E. Demirbas, *Chem. Eng. Process.*, 2016, **101**, 87–100.
- 56 N. Jaafarzadeh, F. Ghanbari and M. Ahmadi, *Chem. Eng. J.*, 2017, **320**, 436–447.
- 57 S. Zourab, N. Abu Ghalwa, F. R. Zaggout, M. Y. Al-Asqalany and N. Khdear, *J. Dispersion Sci. Technol.*, 2009, **30**, 712–719.
- 58 N. A. Ghalwa, M. Hamada, H. M. A. Shawish and O. Shubair, *Arabian J. Chem.*, 2016, **9**, S821–S828.
- 59 Y. Feng, L. Yang, J. Liu and B. E. Logan, *Environ. Sci.: Water Res. Technol.*, 2016, **2**, 800–831.
- 60 I. Sirés, C. Low, C. Ponce-de-León and F. Walsh, *Electrochim. Commun.*, 2010, **12**, 70–74.
- 61 H. Liu, S. Yu, T. Shen, S. Tong and C. Ma, *Sep. Purif. Technol.*, 2014, **132**, 27–32.

