

The first photocatalytic reduction reaction was established by Fujishima *et al.* using semiconductor based photocatalysis.^{28–30} After that, this research field has made incredible progress. Specifically, new transition metal complexes have been synthesized and applied for the reduction of CO₂. In some cases, these metal complexes acted as photosensitisers (PSs) or as photocatalysts (PCs) and in some cases, single metal complexes acted both as PSs and PCs in the photocatalytic reductions of CO₂. Considering all these, in this review, we would like to give a summary of the reported homogeneous transition metal complexes and organic dyes for the light-induced reduction of CO₂ to FA. In this context, it should be noted that many novel reports exist, which make use of MOFs (Molecular organic framework) or others, however, those articles are beyond this review.^{31–33}

Homogeneous CO₂ photoreduction

Ruthenium complexes

In 1983, Lehn *et al.* reported for the first time the photocatalytic conversion of CO₂ to CO using a Re(bpy)(CO)₃X (X = Cl, Br) catalyst. Although CO was produced in high selectivity, the generation of Re(bpy)(CO)₃(HCO₂) [bpy = 2,2'-bipyridine] was also observed, which originated from CO₂ insertion into the Re–H bond.³⁴ Further to their research, Lehn and co-workers reported for the first time the photocatalytic conversion of CO₂ to formate using Ru(bpy)₃Cl₂ (1) as the photocatalyst in the presence of triethanolamine (TEOA) as the sacrificial oxidant. A turnover number (TON_{FA}) of four was obtained after an irradiation time of 1 hour in the presence of dimethylformamide (DMF) as the solvent. When the solvent was changed to acetonitrile (MeCN), the TON_{FA} was lowered to two. Additionally, when the bipyridine (bpy) ligands were changed to 1,10-phenanthroline (phen) ligands, no formate was observed. Further optimizations led to the highest TON_{FA} of 27 after irradiating the CO₂-Ru(bpy)₃Cl₂-TEOA-DMF mixture for 24 hours.³⁵

Lehn *et al.* continued their research in this area where they initially investigated the effect of CO₂ concentration. They found that the generation of formate remained linear over time when CO₂ was added regularly, which indicated that CO₂ played an important role in the rate determining step. Additionally, they did not find any CO₂ pressure effect between 0.5 atm and 2 atm, but at a higher pressure of 7 atm, the formation of formate decreased drastically. The main reason for this was the increased acidity of the reaction mixture, which made TEOA less efficient as an electron donor since it was in its protonated form. Secondly, the effect of water was investigated. They found that without the addition of water no formate was formed, whereas in the presence of water formate was formed. However, with a large amount of water, more CO and H₂ were formed at the expense of formate. Thirdly, they reported the increase of formate formation when an excess of bipyridine ligand was added. A reasonable explanation could be a shift in the tris-bpy complex, the PS, to the bis-bpy

complex, the PC, ratio. This explanation was based on the observation of new peaks in NMR spectra at around 8.36 ppm, which were most likely coming from Ru^{II}bis-bpy species. Based on these observations, Lehn *et al.* studied the photoreduction of CO₂ to formate in the presence of a Ru^{II} bis-bpy or a Ru^{II} mono-bpy catalyst and a Ru^{II} tris-bpy photosensitizer (Table 1; 2 to 8). The highest yield was obtained using [Ru(bpy)₂(CO)(Cl)]⁺ (2) or [Ru(bpy)₂(CO)(H)]⁺ (3) as the catalyst with a TON_{FA} of 326 or 322, respectively, after 2 hours of irradiation in the presence of Ru(bpy)₃ as the photosensitizer. Remarkably, by adding an excess of bpy ligand, the TON_{FA} was dropped from 322 to 245.³⁶

In the same year, Ishida *et al.* observed that the formate formation was increased drastically with the addition of [Ru(bpy)₂(CO)₂]²⁺ (5) to Ru(bpy)₃, which resulted in a TON_{FA} of 238 when equimolar amounts of both the complexes were used. In their experiment, [Ru(bpy)₃]²⁺ was used as the photosensitizer, whereas [Ru(bpy)₂(CO)₂]²⁺ was used as the catalyst. Additionally, [Ru(phen)₃]²⁺ was also able to reduce CO₂ to formate but less efficient than the [Ru(bpy)₃]²⁺ catalyst. This study revealed that a small amount of formate could be formed under the same conditions of Lehn *et al.* due to the generation of bis(bipyridine)ruthenium species by the dissociation of a bpy ligand from the [Ru(bpy)₃]²⁺ complex. However, when water was added to the reaction mixture, the amount of formate dropped drastically. This can be explained by the decrease of basicity of TEOA which was not suitable as an electron donor due to the conversion to the corresponding protonated form. For this reason, Ishida and co-workers replaced TEOA with 1-benzyl-1,4-dihydropyridinamide (BNAH), since it followed the biological NAD(P)H model in an aqueous medium for CO₂ fixation. However, the formate formation was dropped drastically due to the formation of CO under these conditions. The main problem with the CO₂-[Ru(bpy)₃]²⁺-[Ru(bpy)₂(CO)₂]²⁺-DMF-TEOA system was its stability, where prolonged irradiation induced catalyst decomposition. Later, they proposed a possible mechanism for the reduction of CO₂ to FA. They observed that the catalyst released a CO ligand and accepted two photoelectrons from the photosensitizer to form the Ru(bpy^{•-})₂(CO) intermediate. This intermediate was able to coordinate with a CO₂ molecule to form the Ru(bpy)₂(CO)(CO₂) intermediate. Finally, a proton was added to form [Ru(bpy)₂(CO)(COOH)]⁺, which accepted two electrons to release FA.³⁷ On the other hand, Meyer *et al.* proposed that Ru(bpy^{•-})₂(CO) was firstly protonated to Ru(bpy)₂(CO)H⁺, which then gained an electron from the photosensitizer to form Ru(bpy)(bpy^{•-})(CO)H⁺. Here, CO₂ was inserted into the Ru–H bond to form Ru(bpy)(bpy^{•-})(CO)(OCHO). This complex later gained an electron to release FA.³⁸

In 2012, an important role of DMF in the photocatalytic reduction of CO₂ to FA was observed by Vos *et al.*³⁹ DMF was readily hydrolysed to formate, so the quantification of formate from CO₂ became difficult in this medium. Later in 2014, Ishida *et al.* confirmed this by performing experiments under an argon (Ar) atmosphere, which, surprisingly, formed 25 μmol of formate. This clearly suggested the partial hydro-

Table 1 Homogeneous Ru-based photocatalysts for CO₂ reduction with an Ir- and Re-based photosensitizer

Cat.	PS	SED	Solvent	Irr. t (h)	Sel. (%)	TON _{FA}	λ (nm)	Ref.
1	N.A.	TEOA	DMF	1	69 ^a	4	>400	35
1	N.A.	TEOA	DMF	24	69 ^a	27	>400	35
1	N.A.	TEOA	MeCN	1	—	2	>400	35
1	N.A.	TEOA	MeCN	24	—	22	>400	35
2	1	TEOA	DMF	2	—	326	>400	36
3	1	TEOA	DMF	2	—	322	>400	36
4	1	TEOA	DMF	2	—	120	>400	36
5	1	TEOA	DMF	2	—	107	>400	36
6	1	TEOA	DMF	2	—	51	>400	36
7	1	TEOA	DMF	2	—	91	>400	36
8	1	TEOA	DMF	2	—	132	>400	36
9	1	TEOA	DMF	2	—	40	>400	42
10	1	TEOA	DMF	2	—	27	>400	42
11	1	TEOA	DMF	2	—	255	>400	36
12	13	TEOA	DMA	23	76	290	436	46
2	15	TEOA	NMP	5	75	62	>400	42
3	15	TEOA	NMP	5	68	34	>400	42
6	15	TEOA	NMP	5	81	13	>400	42
14	15	TEOA	NMP	5	78	21	>400	42
16	N.A.	TEOA	DMA/H ₂ O	4	>99	14	>420	48
17	1	TEOA	DMF	24	>99	380	405	49
18	1	TEOA	DMF	24	83	70.5	405	49
19	23	BI(OH)H/TEOA	DMA	24	83	3296	>500	51
20	23	BI(OH)H/TEOA	DMA	24	73	4593	>500	51
21	23	BI(OH)H/TEOA	DMA	24	86	3792	>500	51
22	23	BI(OH)H/TEOA	DMA	24	72	5634	>500	51

Cat. represents catalyst; PS represents photosensitizer; SED represents sacrificial electron donor; Irr. t represents irradiation time; Sel. represents selectivity; TON_{FA} represents turnover number for formic acid generation; λ represents wavenumber of incident light; Ref. represents reference; N.A. represents not applicable. Selectivities and TONs were determined after the corresponding irradiation times unless stated otherwise. ^a Determined after 2.5 h of irradiation. — = not mentioned.

lysis of DMF. For this reason, Ishida *et al.* proposed dimethylacetamide (DMA) as an alternative solvent for the reduction of CO₂ in the presence of [Ru(bpy)₃]²⁺ as the photosensitizer, [Ru(bpy)₂(CO)₂]²⁺ as the catalyst and BNAH as the electron donor. Under these reaction conditions, no precipitation was observed from the dimerized catalysts but the reduction of CO₂ to CO was dominant.⁴⁰ Ishida *et al.* continued their research in this area. After replacing the previous catalyst to *trans*(Cl)-Ru(bpy)(CO)₂Cl₂ (Table 1; 11), they observed that the

light intensity and the loading of the catalyst affected the CO/HCOO⁻ selectivity. However, mixtures of both the products were still observed and CO remained the major product.⁴¹

In 2015, Beller *et al.* reported iridium-based photosensitizers for the photoreduction of CO₂ to FA. *N*-Methyl-2-pyrrolidone (NMP) was chosen as the solvent due to its similar behaviour to that of DMF, but it has higher stability. At first, they tried different Ru-based catalysts containing bipyridine ligands. All the Ru catalysts (Table 1; 2, 3, 6, 9, 10 and 14)

showed reactivity towards the formation of formate, however, Ru-complexes containing associated CO ligands showed higher efficiencies. To observe the structure–activity relationship with the redox properties, they performed cyclic voltammetry of the different catalysts. Ruthenium catalysts without CO ligands showed reduction potentials at lower values, suggesting that the presence of a CO ligand enhanced the reduction process. In their experiment, $[\text{Ru}(\text{bpy})_2(\text{CO})(\text{Cl})]\text{PF}_6$ (**2**) was the best catalyst, which had a TON_{FA} of 62 for a 1 : 1 PS to PC ratio. Secondly, a study was also performed on the photosensitizer to catalyst ratio, which clearly showed the increase in formate formation as the concentration of the catalyst was decreased. The maximum reactivity was observed at a 16 : 1 PS to PC ratio with a TON_{FA} of 419 and a selectivity of 80% for formate formation.⁴²

Ishitani *et al.* developed a ring-shaped multinuclear Re^I complex with *cis,trans*- $[\text{Re}(\text{bpy})(\text{CO})_2(\text{P}-\text{P})_2]$ (Table 1; **13**) as the repeating unit. This complex is known to have excellent photo-physical properties and excellent stability in the excited state and is a stronger oxidant in its excited state compared to the corresponding mononuclear Re complex.^{43–45} In 2016, Ishitani *et al.* reported the potential of this Re-ring as a photosensitizer in combination with a Ru-based photocatalyst, namely *trans*(Cl)- $\text{Ru}(\text{dtbb})(\text{CO})_2\text{Cl}_2$ (Table 1; **12**) (dtbb = 4,4'-di-*tert*-butyl-2,2'-bipyridine). A typical experiment included the Ru-based photocatalyst and the trinuclear Re photosensitizer in an equimolar ratio in a CO₂-saturated DMA : TEOA (5 : 1 v/v) solvent mixture. Formate was produced as the major product (TON_{FA} of 290) along with H₂ and CO as the minor products (TON_{H_2} of 72 and TON_{CO} of 20). When a stronger electron donor (1,3-dimethyl-2-(*o*-hydroxyphenyl)-2,3-dihydro-1*H*-benzo[*d*]imidazole, BI(OH)H) was added into the solution, no change in TON_{FA} was observed but the selectivity of formate formation was increased. It should be noted that most of the photocatalytic systems used a higher amount of photosensitizer than the catalyst to enhance the electron transfer.⁴⁶

All the previously described routes included a system where the catalyst and photosensitizer were separate. A major drawback was the requirement of electron transfer from the photosensitizer to the catalyst, and the efficiency was often not optimal and thus was limited in photocatalysis. To overcome this, Masaoka *et al.* reported in 2018 a function-integrated system, which acted as both the photosensitizer and the catalyst. Based on their earlier electrochemical studies, they chose *trans*(*P*,*MeCN*)- $[\text{Ru}(\text{tpy})(\text{pqn})(\text{MeCN})]^{2+}$ (Table 1; **16**) (tpy = 2,2':6',2''-terpyridine, pqn = 8-(diphenylphosphanyl)quinoline) as the catalyst.⁴⁷ The photocatalytic reduction of CO₂ was performed in a DMA/H₂O (39 : 1, v/v) solvent system, which contained 1,3-dimethyl-2-phenyl-2,3-dihydro-1*H*-benzo[*d*]imidazole (BIH) as a sacrificial electron donor. In this case, CO was selectively generated. When the reaction mixture was basified using TEOA as a sacrificial electron donor, formate was very selectively generated with a TON_{FA} of 14.⁴⁸

In 2019, Richeson *et al.* reported the use of ruthenium PNP pincer complexes as new photocatalysts for the reduction of CO₂. CO₂ was photoreduced in the presence of $[\text{Ru}(\text{k}^3\text{-2,6-$

$(\text{Ph}_2\text{PNMe})_2(\text{NC}_5\text{H}_3))(\text{CO})_2\text{Cl}^+]\text{Cl}^-$ (Table 1; **17**) (1 mM) as the catalyst, $[\text{Ru}(\text{bpy})_3](\text{PF}_6)_2$ (1 mM) as the photosensitizer and TEOA as the sacrificial electron donor in DMF. Under these conditions, CO₂ was selectively photoreduced to formate (TON_{FA} of 90), where H₂ was formed as a by-product. By lowering the concentration of both the catalyst and photosensitizer to 25 μM, the selectivity was increased to 100%, since no H₂ was formed, and the TON_{FA} was increased to 380. They also examined the same reaction conditions with $[\text{Ru}(\text{k}^3\text{-2,6-(Ph}_2\text{PNH})_2(\text{NC}_5\text{H}_3))(\text{CO})_2\text{Cl}^+]\text{Cl}^-$ (Table 1; **18**) as the catalyst. Similar results were obtained, however a slightly lower efficiency was observed.⁴⁹

In 2020, Arikawa *et al.* used CNC pincer complexes since they were known to incorporate CO₂.⁵⁰ In their experiment, CO₂ was reduced in the presence of the CNC Ru catalyst $[\text{Ru}(\text{dmb})_3](\text{PF}_6)_2$ (**23**) (dmb = 4,4'-dimethylbipyridine) as a photosensitizer, BI(OH)H as the sacrificial electron donor and DMA/TEOA as the solvent mixture. Four types of ruthenium complexes bearing a CNC ligand were examined: (I) a CO ligand and a CNC ligand which was substituted by a *tert*-butyl group (II), a CO ligand and a CNC ligand which was substituted by a methyl group (III), a MeCN ligand and a CNC ligand which was substituted by a *tert*-butyl group (IV), and a MeCN ligand and a CNC ligand which was substituted by a methyl group. Comparison among them revealed that ruthenium complexes bearing a CO ligand (Table 1; **21** and **22**) generated more formate compared to ruthenium complexes bearing a MeCN ligand (Table 1; **19** and **20**). Furthermore, having a methyl substituent on the CNC yielded a higher TON_{FA} for the formation of formate, however this was at the expense of the selectivity. Among them, $[(\text{MeCNC})\text{Ru}(\text{bpy})(\text{NCMe})](\text{PF}_6)_2$ (**20**) and $[(\text{MeCNC})\text{Ru}(\text{bpy})(\text{CO})](\text{PF}_6)_2$ (**22**) were the best catalysts, which obtained TON_{FA} values of 4593 and 5634, respectively. In both cases, a selectivity of 72% was achieved.⁵¹

In conclusion, Ru-complexes are the most extensively studied metal centres for the photoreduction of CO₂ to formate. As a result, varieties of novel complexes have been synthesized to achieve high reactivity. Although the structure–activity relationship is hard to determine, this diversity can give rise to further investigation of specific ligands on other metals. Additionally, Ru-based catalysts are, until now, the most active and efficient homogeneous photocatalysts for the generation of FA from CO₂. However, the selectivity remained a problem, since CO is formed as a by-product.

Cobalt complexes

Ruthenium complexes are the well-studied photocatalysts for the reduction of CO₂ to FA. However, recent studies have provided more concerns towards Earth abundant metals. In 1998, Neta *et al.* reported cobalt porphyrin photocatalysts for the photoreduction of CO₂. Reductions of CO₂ were performed in acetonitrile containing 5% of triethylamine (TEA). Control experiments clearly proved the formation of CO and formate from the reduction of CO₂. When 1×10^{-5} mol L⁻¹ of cobalt tetraphenylporphyrin (Table 2; **24**, Co^{II}TPP) was used, about $320\text{--}360 \times 10^{-5}$ mol L⁻¹ of formate was generated under their

Table 2 Homogeneous Co-based photocatalysts for CO₂ to FA reduction with a Ru-based, an organic dye and a semiconductor photosensitizer

Cat.	PS	SED	Solvent	Sel. (%)	TON _{FA}	λ (nm)	Ref.
24	N.A.	TEA	MeCN	>80	>245	<320	52
25	N.A.	TEA	MeCN	—	>120	<320	52
26	N.A.	TEA	MeCN	—	>120	<320	52
27	N.A.	TEA	MeCN	—	>120	<320	52
28	N.A.	TEA	MeCN	—	>120	<320	52
29	N.A.	TEA	MeCN	—	>120	<320	52
30	31	TEA	MeCN	92	110	460	55
30	31	BIH/TEA	MeCN	97	386	460	55
30	31	BIH/TEOA	MeCN	76	821	460	55
30	32	BIH/TEOA	MeCN	58	565	460	55
30	33	BIH/TEOA	MeCN	91	493	460	55

Cat. represents catalyst; PS represents photosensitizer; SED represents sacrificial electron donor; Sel. represents selectivity; TON_{FA} represents turnover number for formic acid generation; λ represents wavenumber of incident light; Ref. represents reference; N.A. represents not applicable. Selectivities and TONs were determined after the corresponding irradiation times unless stated otherwise. — = not mentioned.

reaction conditions. However, CO was also produced to a lesser extent, which contributed to a total TON_{FA} of >300 for the Co^{II}TPP catalyst. Derivatives of the Co^{II}TPP catalyst were also examined and the yields of formate using Co₃FPP (Table 2; 25), Co₃CF₃PP (Table 2; 26) or CoTM₂PyP (Table 2; 27, TM₂PyP = tetrakis(*N*-methyl-2-pyridyl)porphyrin) as the photocatalyst were lowered by a factor of two. Comparatively, the yield was drastically lowered when CoTM₃PyP (Table 2; 28, TM₃PyP = tetrakis(*N*-methyl-3-pyridyl)porphyrin) and CoTM₄PyP (Table 2; 29, TM₄PyP = tetrakis(*N*-methyl-4-pyridyl)porphyrin) were examined. In all these cases, the porphyrin macrocycle was decomposed which resulted in low efficiency of these photocatalysts.⁵²

To solve this problem, Neta *et al.* continued their research where porphyrin complexes were replaced by corrin complexes. It has been shown that Co-corrins are more stable than Co-porphyrins due to the reduced tendency for protonation on the corrin ring.⁵³ Although comparison with their previous studies was not possible since Co-corrins were insoluble in acetonitrile, they performed parallel experiments with CoTPP and

hydroxocobalamin (vitamin B₁₂) in acetonitrile/methanol (9 : 1, v/v) containing 5% TEA for direct comparison. In both of these experiments, CO was produced in the early stage, whereas formate was produced after longer irradiation. In the case of the corrin catalyst, seven times more formate was produced than when using the porphyrin catalyst. In addition, they observed that when 3 mmol L⁻¹ of *p*-terphenyl (TP) was added as a PS, the yield was increased by a factor of three. This can be explained by the effective photoreduction of TP* by TEA to produce the TP^{•-} radical anion, which in turn reduced the Co-corrins very efficiently. The main disadvantage of this catalytic system was that Co-corrins could also react with protons to form hydrogen gas, which reduced the corrin macrocycle itself. Although this reduced Co-corrin was able to catalyse the reduction reactions, it bound with CO which lowered the catalytic activity over time.⁵⁴

Later, in 2019, inspired by the multi-metallic catalytic complexes in nature, Robert *et al.* used cooperative metal systems for the selective production of formate. To their observation, a binuclear Co complex with a bi-quarterpyridine ligand

$[\text{Co}_2(\text{biqpy})]^{4+}$ (Table 2; 30), $\text{biqpy} = 4,4''''-(2,7\text{-di-}t\text{-tert-butyl-9,9-dimethyl-9H-xanthene-4,5-diyl di-2,2':6',2'':6'',2''''-quarter-pyridine)$ was able to reduce CO_2 selectively to formate with a high TON_{FA} . Experiments were carried out using $[\text{Co}_2(\text{biqpy})]^{4+}$ as the catalyst and $[\text{Ru}(\text{phen})_3]^{2+}$ (Table 2; 31) as the photosensitizer in the presence of a sacrificial reductant in acetonitrile. In the presence of TEA (20 vol%) as the electron donor, formate was generated with 92% selectivity with a TON_{FA} of 110. The selectivity and TON_{FA} were increased to 96.5% and 386, respectively, when BIH was added to the solvent mixture. Moreover, the TON_{FA} was increased even more to 821 when TEA/BIH was replaced by TEOA/BIH. However, the selectivity was dropped to 75.9%. In a second stage, Robert *et al.* investigated these optimized reaction conditions with cheaper sensitizers such as organic dyes or graphitic carbon nitrides ($g\text{-C}_3\text{N}_4$). In the presence of the phenyl chromophore (Table 2; 32), the TON_{FA} and the selectivity were dropped to 565 and 59%, respectively. For $g\text{-C}_3\text{N}_4$ (Table 2; 33) the selectivity remained almost the same (91%), but the TON_{FA} decreased to 493.⁵⁵

In conclusion, Co-complexes were the first transition metal complexes used for the photoreduction of CO_2 to FA. The main advantage of these complexes is their cheaper price due to high availability in the Earth's crust. Although only a few Co-complexes have been reported, it can be said that they possess moderate to good activities towards the reduction of CO_2 to FA. To further enhance the momentum in this direction, ligand diversity should be thoroughly investigated.

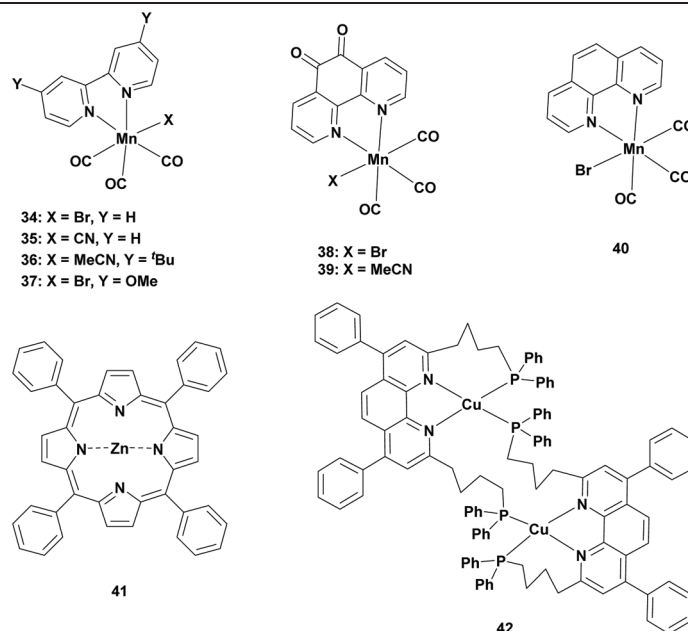
Manganese complexes

In 2014, Ishitani *et al.* replaced the precious metal complexes with a manganese complex. The research was based on the report of Deronzier *et al.*, where *fac*- $\text{Mn}(\text{bpy})(\text{CO})_3\text{Br}$ (Table 3; 34) was successfully used as an electrocatalyst for the reduction of CO_2 to CO.⁵⁶ Ishitani *et al.* performed the photocatalytic reduction of CO_2 using this catalyst (0.05 mM) in the presence of $[\text{Ru}(\text{dmb})_3]^{2+}$ (Table 1; 23) as the photosensitizer and BNAH (0.1 M) as a reductant in a 4 : 1 (v/v) DMF : TEOA solvent mixture under a CO_2 atmosphere. Remarkably, 29.8 μmol of formate was formed (TON_{FA} of 149) with a selectivity of 85% after 12 h. When the reaction mixture was changed to a 4 : 1 (v/v) ratio of DMA : TEOA, the TON_{FA} dropped to 98 with similar selectivity. In a MeCN : TEOA solvent mixture, not only the TON_{FA} was dropped to 78, but the selectivity was also dropped and a higher amount of CO was formed. Changing the photosensitizer to $[\text{Ru}(\text{bpy})_3]^{2+}$ increased the TON_{FA} slightly to 157, without changing the selectivity. UV-VIS studies revealed new absorption peaks at $\lambda_{\text{max}} = 630$ nm and 820 nm after the start of the irradiation. The changes in the IR spectrum supported the formation of the $[\text{Mn}(\text{bpy})(\text{CO})_3]_2$ dimer. This could be explained by the selective photoexcitation of $[\text{Ru}(\text{dmb})_3]^{2+}$, which was reductively quenched by BNAH to give $[\text{Ru}(\text{dmb})_2(\text{dmb}^-)]^+$. From this state, an electron transfer process proceeded to the Mn-photocatalyst to release Br^- for the rapid formation of the Mn dimer. Within 30 minutes, this dimer disappeared, which enhanced the formation of formate

and the formation of CO diminished. The active catalyst for the reduction of CO_2 to formate was not clarified but it was proposed to be the five-coordinated manganese radical species $[\text{Mn}(\text{bpy})(\text{CO})_3]^\cdot$, which resulted from homolytic dimer cleavage.⁵⁷

Later, Kubiak *et al.* have substituted the Br^- ligand with the pseudohalogen cyanide (CN^-) ligand. Electrocatalytic behaviour was proven to reduce CO_2 to CO to a large extent with a faradaic yield close to 100%. The same study revealed that the CN^- ligand did not readily dissociate from the Mn-based electrocatalyst. As a result, the dimer was not obtained as an intermediate for the formation of the active catalyst $[\text{Mn}(\text{bpy})(\text{CO})_3]^\cdot$ radical. Instead, the slightly different active catalyst $[\text{Mn}(\text{bpy})(\text{CO})_3]^-$ anion was generated by a disproportionation reaction. This triggered the research for using this electrocatalyst as a photocatalyst to observe the selectivity pattern in the photoreduction of CO_2 . Typical experiments were conducted using *fac*- $\text{Mn}(\text{bpy})(\text{CO})_3(\text{CN})$ (Table 3; 35) as the photocatalyst, $[\text{Ru}(\text{dmb})_3]^{2+}$ as a photosensitizer and BNAH as a sacrificial reductant in a 4 : 1 (v/v) DMF : TEOA solvent mixture under a CO_2 atmosphere. A maximum TON_{FA} of 127 was obtained using 0.10 mM of the photocatalyst, 1.00 mM of the photosensitizer and 0.1 M of the reductant after the irradiation of 15 h. Remarkably, when the solvent mixture was changed to 4 : 1 (v/v) MeCN : TEOA, a decrease of formate was observed (TON_{FA} of 9), whereas CO became the major reduction product (TON_{CO} of 21). It was noted that *fac*- $\text{Mn}(\text{bpy})(\text{CO})_3(\text{CN})$ underwent a disproportionation reaction under photocatalytic conditions. First, the photosensitizer was photoexcited and was reduced by BNAH to form $[\text{Ru}(\text{dmb})_3]^{+\cdot}$. This species transferred an electron to the Mn-based photocatalyst to form a $[\text{Mn}(\text{CN})(\text{bpy})(\text{CO})_3]^\cdot$ radical anion. Two equivalents of this radical anion underwent a disproportionation reaction to yield the active photocatalyst $[\text{Mn}(\text{bpy})(\text{CO})_3]^-$ and *fac*- $\text{Mn}(\text{bpy})(\text{CO})_3(\text{CN})$ was regenerated. Later, it has been found that the $[\text{Mn}(\text{CN})(\text{bpy})(\text{CO})_3]^\cdot$ intermediate was not stable in MeCN, which provided a possible clarification for the low formation of formate in MeCN.⁵⁸

The photocatalytic reduction of CO_2 using Mn-based photocatalysts was best performed in DMF as the solvent. However, DMF is a toxic solvent with a high boiling point, thus making it hard to remove from the reaction mixture. Additionally, it has been proven that hydrolysis of DMF results in the formation of FA, making it difficult for the accurate quantification of the product by the photoreduction of CO_2 .³⁹ Therefore, Chardon-Noblat *et al.* searched for new Mn-based photocatalysts in alternative solvents. They proposed Mn tricarbonyl complexes, which contained a 1,10-phenanthroline-5,6-dione ligand (Table 3; $\text{Mn}(\text{phen-dione})(\text{CO})_3\text{Br}$, 38 and $\text{Mn}(\text{phen-dione})(\text{CO})_3\text{MeCN}$, 39). Photocatalytic experiments were performed using a Mn-based photocatalyst (0.1 mM), $\text{Ru}(\text{bpy})_3\text{Cl}_2$ as the photosensitizer (0.1 mM) and BNAH (0.1 M) as the sacrificial reductant in a 4 : 1 (v/v) MeCN : TEOA solvent mixture (Table 3). Both of these Mn catalysts generated formate as the major reduction product with a TON_{FA} of 52 and 48, respectively. When the solvent mixture was changed to

Table 3 Homogeneous Mn-based photocatalysts for CO₂ to FA reduction and a Zn-based photosensitizer

Cat.	PS	SED	Solv.	Irr. t (h)	Sel. (%)	TON _{FA}	λ (nm)	Ref.
34	23	BNAH/TEOA	DMF	12	85	149	480	57
34	23	BNAH/TEOA	DMA	12	81	98	480	57
34	23	BNAH/TEOA	MeCN	12	58	78	480	57
34	1	BNAH/TEOA	DMF	12	89	157	480	57
34	1	BNAH/TEOA	MeCN	16	24	15	480	59
34	1	TEOA	DMF	16	87	39	480	59
34	42	BIH/TEOA	DMA	2	75	157	436	62
35	23	BNAH/TEOA	DMF	15	94	127	470	58
35	23	BNAH/TEOA	MeCN	15	29	9	470	58
36	13	TEA	DMA	15	73	85	436	46
37	42	BIH/TEOA	DMA	2	28	65	436	62
37	42	BIH/TEOA	DMA	24	<24	310	436	62
38	1	BNAH/TEOA	MeCN	16	87	52	480	59
39	1	BNAH/TEOA	MeCN	16	84	48	480	59
38	1	BNAH/TEOA	DMF	16	51	22	480	59
40	41	BIH/TEOA	MeCN/H ₂ O	3	14	19	~500	60

Cat. represents catalyst; PS represents photosensitizer; SED represents sacrificial electron donor; Irr. t represents irradiation time; Sel. represents selectivity; TON_{FA} represents turnover number for formic acid generation; λ represents wavenumber of incident light; Ref. represents reference. Selectivities and TONs were determined after the corresponding irradiation times unless stated otherwise.

DMF:TEOA, formate generation decreased to a TON_{FA} of 22 and the selectivity decreased as well (TON_{CO} of 21). Additionally, a reference Mn photocatalyst ([Mn(bpy)(CO)₃Br]) was examined under these reaction conditions which provided CO as the major product (TON_{CO} of 47, TON_{FA} of 15) in the MeCN:TEOA solvent mixture whereas formate was produced in the DMF:TEOA mixture (TON_{FA} of 39). Notably, previous photoreductions using Mn-based photocatalysts in MeCN provided CO as the major reduction product. The difference in selectivity could be explained by *in situ* UV-VIS studies, which revealed a different intermediate from the usual Mn dimer, although these intermediates were too unstable for further characterization.⁵⁹

As discussed earlier, Ishitani *et al.* have developed a ring-shaped multinuclear Re^I complex with *cis,trans*-[Re(bpy)

(CO)₂(P-P)₂] (Table 1; 13) as the repeating unit, which exhibited excellent photochemical properties. This Re-complex was used as a photosensitizer using *fac*-[Mn(dtbb)(CO)₃(CH₃CN)]⁺ (Table 3; 36) as the photocatalyst in an equimolar ratio in a CO₂-saturated DMA:TEOA (5:1 v/v) solvent mixture. Formate was produced as the main reduction product with a TON_{FA} of 85, while CO was formed as a minor product with a TON_{CO} of 32. The addition of a strong sacrificial reductant such as BIH did not improve the reaction yield, which stated that the Re photosensitizer was excellent in exciting the photocatalyst itself.⁴⁶

Ruthenium and to a lesser extent rhenium complexes have been widely used as photosensitizers in the reduction of CO₂, since the Mn-based photocatalyst was not able to absorb visible light irradiation itself. Owing to the higher price of

Ru-based photosensitizers, Bian *et al.* reported a Mn-based photosensitizer. Their experiments were conducted using *fac*-[Mn(phen)(CO)₃Br] (Table 3; 40) (0.5 mM) as the precursor for the photocatalyst, ZnTPP (Table 3; 41) as the photosensitizer and TEA as a sacrificial reductant in a 20 : 1 (v/v) MeCN : H₂O solvent mixture under a CO₂ atmosphere. Several photocatalyst to photosensitizer ratios were examined, where a ratio of 4 : 1 provided the highest formation of formate (TON_{FA} of 19). However, CO was the major reduction product (TON_{CO} of 119).⁶⁰

Later, Ishitani *et al.* substituted the precious metal photosensitizer with a copper photosensitizer. Previous studies revealed CuPS complexes as an excellent photosensitizer for the reduction of CO₂.⁶¹ As a result, Ishitani *et al.* performed experiments using a Mn-based photocatalyst (0.05 mM), CuPS (Table 3; 42) as the photosensitizer (0.25 mM) and BIH (10 mM) as the sacrificial reductant in a 4 : 1 (v/v) DMA : TEOA solvent mixture under a CO₂ atmosphere. In the case of Mn(bpy)(CO)₃Br, formate was the major product with a TON_{FA} of 157. However, CO was also generated (TON_{CO} of 50). In the case of Mn(4-OMe-bpy)(CO)₃Br (Table 3; 37), CO was the main product (TON_{CO} of 164) and formate was produced to a lesser extent (TON_{FA} of 65). After 2 hours of irradiation, BIH was completely consumed, and hence the reaction stopped after 2 h. To see the effect of the amount of BIH, the reaction was repeated using 0.1 M of BIH in the Mn(4-OMe-bpy)(CO)₃Br system. After 24 h, the TON_{FA} of formate was increased to 310 and simultaneously the TON_{FA} of CO was increased to 1004, which indicated that consumption of BIH stopped the reaction process. Although the reaction using Mn(bpy)(CO)₃Br was not performed with prolonged irradiation times with a larger amount of BIH, it is safe to say that the TON_{FA} would also increase. Furthermore, the increased reaction time showed that CuPS was a very stable and efficient redox photosensitizer for the photoreduction of CO₂.⁶²

In summary, like the Co-complexes, the main advantage is the use of an Earth-abundant metal instead of a precious metal. A high TON_{CO} can be obtained, but the TON_{FA} still remains a problem. Additionally, ligand diversity should be thoroughly investigated to achieve high selectivity.

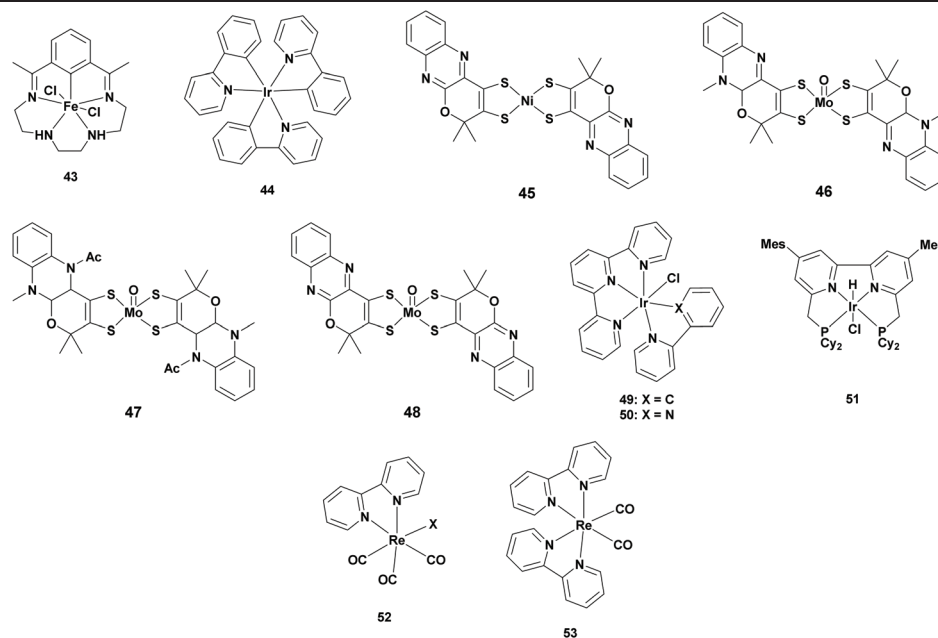
Iron, molybdenum, iridium and rhenium complexes

Iron complexes. Robert *et al.* focussed on the replacement of Ru-based catalysts by Earth abundant metals. They observed that a cobalt complex bearing a pentadentate N5 ligand was able to reduce CO₂ exclusively to CO in a high faradaic yield. Pleased by this result, photocatalytic experiments were performed using this catalyst and Ir(ppy)₃ (Table 4; 44) as a photosensitizer in the presence of TEA as a sacrificial reductant using MeCN as the solvent. Here, CO was very selectively (97%) formed with a TON_{CO} of 270. When the catalyst was replaced by an iron complex bearing the same pentadentate N5 ligand, Fe(DPAOP)(Cl)₂ (Table 4; 43, DPAOP = 2,13-dimethyl-3,6,9,12,18-pentaazabicyclo[12.3.1]-octadeca-1(18),2,12,14,16-pentaene), no CO was detected. Instead, formate was selectively formed with a TON_{FA} of 5 after 20 hours of irradiation.⁶³

So far, only one Fe-based photocatalyst has been reported and due to the extensive demand for Fe-based catalysis, it is expected that more and more novel complexes will appear. Nonetheless, the use of an Fe metal centre has great prosperity, since FA can be formed with higher selectivity. However, the TON_{FA} was very low.

Molybdenum complexes. In nature, CO₂ reduction to FA occurs using formate dehydrogenase as the catalyst. Nature makes use of Mo or W mononuclear centres, where the metal ion is chelated by two identical dithiolene ligands, called molybdopterin (MPT). Therefore, mimicking this biological process is of high interest for the synthesis of FA from CO₂. However, the naturally occurring complex has never been isolated, since it decomposes quickly. Additionally, synthesis of these complexes is highly challenging, with the exception of a few dithiolene ligands. In this regard, Fontecave *et al.* were interested in the development of Mo/W-dithiolene complexes for the electro- and photoreduction of CO₂. In 2018, they reported the use of Ni(qpdt)₂ (Table 4; 45) (qpdt = quinoxaline-pyran-fused dithiolene ligand) as an electrocatalyst for the reduction of CO₂ to FA, although it was believed that it did not act as the catalyst since it was unstable in protic mixtures.⁶⁴ This was explained by the major difference between the qpdt and MPT ligands, which is the oxidation state of the central pyrazine ring, where it is fully oxidized in qpdt and fully reduced in MPT. For this reason, two new qpdt derived ligands were reported where the central pyrazine ring was in the two-electron (H-qpdt) or the four-electron (2H-qpdt) reduced state. With these ligands, two Mo complexes ([Mo(O)(H-qpdt)₂]²⁻ (Table 4; 46) and [Mo(O)(2H-qpdt)₂]⁻ (Table 4; 47)) were synthesized and used as photocatalysts in CO₂ reductions. For completion, the unreduced Mo(O)(qpdt)₂ (Table 4; 48) was also used as a photocatalyst. A typical experiment included the Mo-based catalyst and [Ru(bpy)₃]²⁺ as the photosensitizer in a 1 : 10 ratio. BIH was added as the sacrificial reductant and a 5 : 1 (v/v) MeCN : TEOA solvent mixture was used. All of these three complexes reduced CO₂ to formate with a TON_{FA} of 31, 83 and 80 using ([Mo(O)(H-qpdt)₂]²⁻, [Mo(O)(2H-qpdt)₂]⁻ and [Mo(O)(qpdt)₂]²⁻ respectively, however all of them also produced an equal or larger amount of H₂.⁶⁵

Iridium complexes. There were already many iridium-based catalysts reported for the photochemical conversion of CO₂ to CO. In particular, the [Ir(tpy)(ppy)Cl]⁺ (Table 4; 49) (tpy = 2,2':6',2''-terpyridine) catalyst was promising since it was able to selectively reduce CO₂ to CO.⁶⁶ Since the TON_{FA} was at the lower end (38), Sato *et al.* performed research for further optimization of this catalyst. They performed photocatalytic experiments using an Ir-based catalyst, where the ppy ligand was replaced by a bpy ligand (Table 4; 50). Remarkably, formate was produced as the major product (TON_{FA} of 20), where CO was produced as the minor product (TON_{CO} of 2). The change in selectivity was explained by measuring the mechanism. Both the ppy and bpy based Ir complexes were changed to the corresponding metal-hydride complex, *i.e.* [Ir(tpy)(ppy)H]⁺ and [Ir(tpy)(bpy)H]²⁺, respectively. However, in the case of [Ir(tpy)(bpy)H]²⁺, further conversion was observed

Table 4 Homogeneous Fe-, Mo-, Ir- and Re-based photocatalysts for CO₂ to FA reduction with their photosensitizers and a Ni-based photocatalyst for CO₂ to CO reduction

Cat.	PS	SED	Solv.	Irr. t (h)	Sel. (%)	TON _{FA}	λ (nm)	Ref.
43	44	TEA	MeCN	20	>99	5	460	63
46	1	BIH/TEOA	MeCN	15	33	31	400	65
47	1	BIH/TEOA	MeCN	15	39	83	400	65
48	1	BIH/TEOA	MeCN	15	10	80	400	65
50	N.A.	TEOA	MeCN	24	90	20	>410	67
51	N.A.	BIH	DMA/H ₂ O	145	87	2080	>400	69
53	N.A.	TEOA	DMA	24	>99	10	405	71
53	1	TEOA	DMA	24	88	2750	405	71

Cat. represents catalyst; PS represents photosensitizer; SED represents sacrificial electron donor; Irr. t represents irradiation time; Sel. represents selectivity; TON_{FA} represents turnover number for formic acid generation; λ represents wavelength of the incoming radiation; Ref. represents reference; N.A. represents not applicable. Selectivities and TONs were determined after the corresponding irradiation times unless stated otherwise.

for an [Ir(L-L)(bpy)H]²⁺ complex, with L-L, an unknown, unidentified ligand. Therefore, it was believed that the metal-hydride acted as the photocatalyst for CO generation, whereas the further converted complex acted as the photocatalyst for formate generation. Later it was found that the L-L ligand corresponded to the reduced form of tpy, namely piperidine-2,6-di-2-pyridine. It is important to note that no additional photosensitizer was used in this reaction and this caused a lower TON_{FA} for formate generation.⁶⁷

Most photocatalytic systems made use of both a photosensitizer and a catalyst for the conversion of CO₂ to FA. However, using a metal complex which exhibits both of these properties gives the advantage of lowering the activation energy and controlling the selectivity. For this reason, many systems were reported using metal complexes possessing both these properties. However, in most of the cases, CO was formed as the major product.⁶⁸ In 2020, Saito *et al.* reported the use of a tetradentate PNNP-type Ir complex Mes-IrPCy₂ (Table 4; 51) as a photosensitizer and catalyst for the conversion of CO₂ to FA.

The key aspects for designing this catalyst were based on molecular engineering: (i) use of bulky PNNP ligands to prevent catalyst degradation and for controlling the selectivity and (ii) use of bipyridyl ligands with CH₂P groups, which can act as additional proton donors. The catalyst was examined in a 9 : 1 (v/v) DMA : H₂O solution containing BIH as the sacrificial reductant under a CO₂ atmosphere. Formate was selectively (87%) produced with a TON_{FA} of 2080, whereas CO was also generated with a TON_{CO} of 470.⁶⁹

In conclusion, Ir-based complexes are highly suitable for the photocatalytic reduction of CO₂ to FA. Moreover, reported Ir-based catalytic systems do not require an additional PS since the catalyst itself can adsorb the incident light very efficiently. Here, formate was formed with high selectivity and with a higher TON_{FA}. Despite these great advantages, the main disadvantage of Ir-based metal complexes is their higher price.

Rhenium complexes. Rhenium complexes have been used for more than 30 years for the photocatalytic reduction of CO₂.⁷⁰ Photocatalytic reductions using Re complexes were

selective, where CO was formed as the major reduction product. In particular, the $\text{Re}(\text{bpy})(\text{CO})_3\text{X}$ (Table 4; 52) complexes were studied thoroughly since they functioned as both the photosensitizer and the catalyst. With the objective of finding new photocatalysts possessing both photosensitizing and catalytic properties, Richeson *et al.* targeted their research on bis(diimine) Re complexes, based on previous Re mono (diimine) and Ru bis(diimine) species. In the first experiment, CO_2 was reduced using $[\text{Re}(\text{bpy})_2(\text{CO})_2]\text{OTf}$ (Table 4; 53) (4 μmol) without any addition of a photosensitizer in a 4 : 1 (v/v) DMA : TEOA solvent mixture. Remarkably, almost no CO was detected, whereas formate was selectively formed (TON_{FA} of 10). In the second experiment, $[\text{Ru}(\text{bpy})_3]^{2+}$ (1 mM) was added as a photosensitizer to 0.01 mM of the catalyst in a 4 : 1 (v/v) DMA : TEOA solvent mixture. As expected, the reactivity of the photocatalytic system increased (TON_{FA} of 2750), where at the same time the selectivity slightly dropped (88%).⁷¹

In conclusion, switching from Earth abundant metal catalysts to Ir- and Re-based photocatalysts ensured higher TONs ($\text{TON}_{\text{FA}} > 2000$). Compared to the Rh-based catalysts, the activity was lower, but the selectivity increased to almost 90%. However, it will be excellent progress if this high selectivity can be achieved by Earth abundant metal complexes.

Metal-free catalysts or photosensitizers

Homogeneous photoreduction of CO_2 is extensively studied using metal complexes. However, photoreduction of CO_2 using metal-free photocatalysts has been reported in 1990 by Yanagida *et al.* Earlier, they reported that *p*-terphenyl (Table 5; 54) was an effective catalyst for the photoreduction of acetaldehyde to ethanol in the presence of TEA as an electron donor, which induced the interest in using *p*-terphenyl as a catalyst for the photoreduction of CO_2 .⁷² Although previous reports stated that photochemical reactions using CO_2 and hydrocarbons generated the carboxylated hydrocarbon, Yanagida *et al.* performed research on the photoreduction of CO_2 in the presence of *p*-terphenyl.⁷³ To their delight, a CO_2 -saturated DMF : TEA mixture in the presence of *p*-terphenyl was irradiated for 15 hours, which resulted in the formation of formate (TON_{FA} of 3) and a trace amount of CO. The experiment was repeated with different solvents, where MeCN and THF (tetrahydrofuran) yielded a trace amount of reduction products. It was also found that methanol and ethanol yielded no reduction products. In the second stage, they examined other terphenyls for the photoreduction of CO_2 . Both *o*-terphenyl (Table 5; 55) and *m*-terphenyl (Table 5; 56) showed less reactivity compared to *p*-terphenyl. Additionally the insoluble polymer PPP (Table 5; 57, poly(*p*-phenylene)) was examined, which resulted in the formation of formate with low efficiency.⁷⁴

Based on a report where metal cyclam complexes were used as an electron mediator, Yanagida and co-workers continued their research.⁷⁵ They investigated the photoreduction of CO_2 by *p*-terphenyl in the presence of Co^{3+} -cyclam (Table 5; 58) or Ni^{2+} -cyclam (Table 5; 59) for investigating the electron mediation properties. It has to be mentioned that methanol

had to be added to the mixture in order to solubilize the cyclam complex. They found that no formate was formed in the DMF/MeOH solvent mixture when the Co^{3+} -cyclam complex was used, whereas CO was selectively formed. Switching the solvent mixture to MeCN/MeOH, formate was formed to some extent, whereas CO remained the major product (1 : 2 ratio). Unfortunately, the Ni^{2+} -cyclam complex was unable to reduce CO_2 photochemically to neither formate nor CO. When the reaction was performed in an MeCN : H_2O mixture, formate was formed as the major product, however, the activity of the system was dropped.⁷⁶

Lehn *et al.* reported that the tertiary amine electron donor influenced the photoreduction of CO_2 , hence further research was performed by Yanagida and co-workers.⁷⁷ It was found that when β -hydroxylated tertiary amines, such as TEOA and TIPOA (tri-2-propanolamine) were used, the activity increased more than two fold. Additionally, the structural effects of the 14-membered tetraazamacrocycles (Table 5; 60 to 66) were also examined. Partially unsaturated cyclams with two or four *C*-methyl groups provided comparable activities, whereas more extensively *C*-methylated partially unsaturated cyclams decreased the activity drastically. This was explained by the steric hindrance of the methyl groups which reduced the accessibility of CO_2 on the metal centre and also reduced the ligand exchange of the Cl atom with TEA or TEOA. CO_2 reduction was lowered when a completely reduced cyclam was used whereas hydrogen production dominated. This result implied that the absence of N-H groups reduced the CO_2 binding probability. *N*-Methylated cyclams did not show any activity in the photoreduction of CO_2 , which was explained by the steric hindrance for CO_2 binding.²² Since the results of these photoreductions were comparable or worse, they are not given in the table.

On the other hand, photoreaction systems using phenazine (derivatives) as a photosensitizer were reported.^{78,79} Yanagida *et al.* continued their research with the use of phenazine (Table 5; 67) instead of *p*-terphenyl as a photosensitizer. A typical experiment included the Co-cyclam complex as the catalyst, phenazine as the photosensitizer and TEA as the sacrificial reductant in a 1 : 10 (v/v) MeCN : MeOH solvent mixture under a CO_2 atmosphere. Remarkably, they observed the selective formation of formate with a trace amount of CO and H_2 . Phenazine was gradually degraded in the photocatalytic system. GCMS and NMR analyses revealed that 2-ethylphenazine (Table 5; 68) was formed, along with other unidentified products. Later, it was found that 2-ethylphenazine was as effective as phenazine for the photoreduction of CO_2 to formate.⁸⁰

Previous examples only made use of a metal-free photosensitizer. It took until 2013 before a metal-free catalyst was reported for the photoreduction of CO_2 to FA, although the main goal was to obtain methanol. This research was based on the electrocatalytic reduction of CO_2 to methanol using a pyridine (Py) catalyst. Only Pt or Pd electrodes were active in the electrocatalytic system, since they shift the reduction potential to more positive values compared to Hg electrodes.

Table 5 Homogeneous metal-free photocatalysts or photosensitizers for CO₂ to FA reduction with Co-, Mn- and Ru-based photocatalysts

Cat.	PS	SED	Solv.	Irr. t (h)	Sel. (%)	TON _{FA}	λ (nm)	Ref.
N.A.	54	TEA	DMF	15	86	3	>290	74
N.A.	54	TEA	MeCN	15	95	1	>290	74
N.A.	54	TEA	THF	15	77	<1	>290	74
N.A.	54	TEA	MeOH	15	N.A.	0	>290	74
N.A.	54	TEA	EtOH	15	N.A.	0	>290	74
N.A.	55	TEA	DMF	15	79	<1	>290	74
N.A.	56	TEA	DMF	15	78	<1	>290	74
N.A.	57	TEA	DMF	15	11	<1	>290	74
58	54	TEA	DMF/MeOH	1	N.A.	0	>290	76
58	54	TEA	MeCN/MeOH	1	30	1	>290	76
59	54	TEA	MeCN/MeOH	1	N.A.	0	>290	76
58	54	TEA	MeCN/H ₂ O	1	64	<1	>290	76
58	54	TEOA	MeCN/MeOH	1	38	3	>290	22
58	54	TIPOA	MeCN/MeOH	1	21	>3	>290	22
58	67	TEA	MeCN/MeOH	3	92	—	>290	80
58	68	TEA	MeCN/MeOH	3	94	—	>290	80
Py	1 ^a	Vit. C.	Aq. Py	6	>99	11	~470	81
Py	1 ^a	Vit C.	Aq. Py	6	>99	76 ^b	~470	81
69	71	TEOA	EtOH/H ₂ O	10	>99	14 000	420	85
70	71	TEOA	EtOH/H ₂ O	10	>99	13 100	420	85

Cat. represents catalyst; PS represents photosensitizer; SED represents sacrificial electron donor; Irr. t represents irradiation time; Sel. represents selectivity; TON_{FA} represents turnover number for formic acid generation; λ represents wavelength of the incoming radiation; Ref. represents reference; N.A. represents not applicable. Selectivities and TONs were determined after the corresponding irradiation times unless stated otherwise. — = not mentioned. ^a Phen ligand in stead of bpy ligand. ^b KCl was used as an electrolyte.

MacDonnell and co-workers investigated this protocol in terms of photochemistry by replacing the electrodes with a homogeneous photosensitizer and by adding a sacrificial reducing agent. Their photochemical experiments contained pyridine as the photocatalyst, [Ru(phen)₃]²⁺ as the photosensitizer and ascorbic acid as the sacrificial donor. Although formate was the main product, the system was optimized according to the formation of methanol, since it was the desired product. In a 1 to 1 ratio of cat/PS, formate was produced with a TON_{FA} of 11, whereas methanol was not formed. By decreasing the ratio of cat/PS to 1:200, the formation of methanol was increased (TON_{MeOH} of 0.15), whereas the formation of HCOOH

decreased (Table 5). In electrochemical systems an electrolyte is added and therefore, MacDonnell and co-workers investigated the addition of KCl to the mixture. This immensely increased the formation of formate to a TON of 76 and doubled the formation of MeOH. Other salts (LiCl, NaCl, RbCl, CsCl and MgCl₂) had little to no effect on the system. It is important to mention that the pH of the mixture had to be 5.0, which implied that both pyridine and the protonated pyridinium salt were important for the catalytic activity. Moreover, in an acidic environment ascorbic acid was protonated which was a less prominent electron donor than the ascorbate molecule.⁸¹

In biological systems, CO dehydrogenase is responsible for the reduction of CO₂ to CO. It was reported that the excited state of CO dehydrogenase possesses an unsaturated Ni^{II} species containing three S ligands.⁸² However, these Nickel thiolate complexes have only been examined for H₂ production.^{83,84} In 2020, Jinheung *et al.* reported the first use of new mononuclear N/S ligated Ni^{II} complexes using eosin Y (71) as the photosensitizer and TEOA as the sacrificial reductant in an EtOH/H₂O solvent mixture. Interestingly, complexes Ni(pbi)(pyS)₂ (Table 5; 69, pbi = 2-(2-pyridyl)-benzimidazole; pyS = pyridine-2-thiolate) and Ni(pbt)(pyS)₂ (Table 5; 70, pbt = 2-(2-pyridyl)benzothiazole) photoreduced CO₂ to formate in a selective way, with a TON_{FA} of 14 000 and 13 100, respectively.⁸⁵

In general, the use of organic molecules instead of metal-based compounds increased the sustainability of these reactions. Moreover, organic molecules are often cheaper compared to the transition metal complexes. However, when an organic compound was used as the photocatalyst, a very low TON_{FA} was observed. Moreover, UV-light was needed to excite these organocatalysts. Therefore, from the reported values it can be assumed that the organic compounds are not highly efficient at reducing CO₂ to FA. On the contrary, when an organic compound was used as a photosensitizer, a very high TON_{FA} is reported. Moreover, the use of eosin Y as the photosensitizer yielded FA in a very selective way and visible light can be used. This generated a very interesting avenue for further research to develop novel organic dyes as photosensitizers.

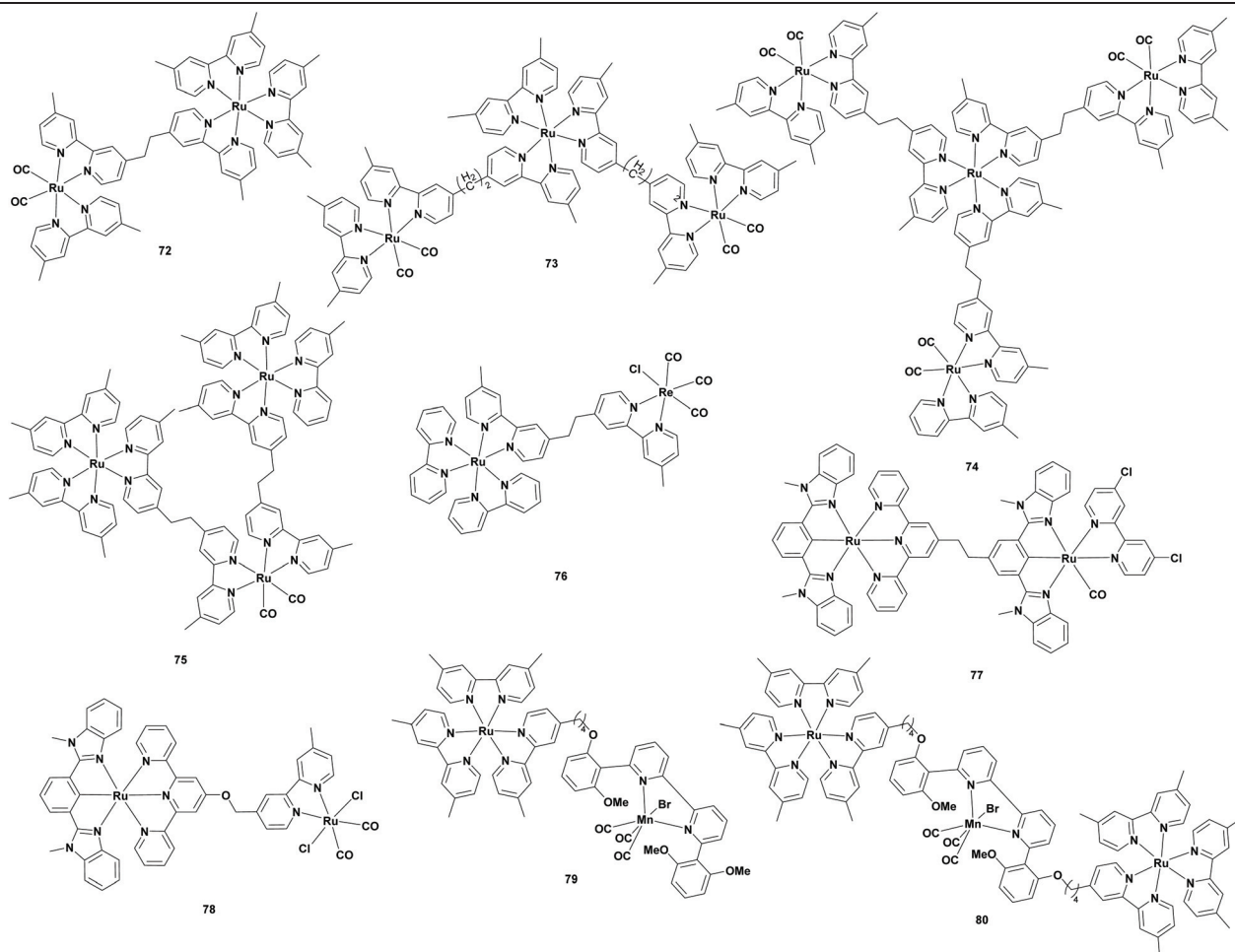
Supramolecular complexes

Ishitani *et al.* found in 2005 a new route for the photoreduction of CO₂ to CO using a supramolecular photocatalyst, which possessed both a photosensitizer unit and a photocatalyst unit. The RuRe supramolecular catalysts were already studied for the photoreduction of CO₂ to FA or CO.^{86–88} However, studies using aqueous solutions have not been published. Ishitani *et al.* stated that the use of water as a solvent and an electron donor would be the ultimate goal, since it is non-toxic and abundantly present on the Earth. Therefore, they continued the research on the photoreduction of CO₂ with the use of supramolecular complexes in aqueous solutions. Typically, experiments were carried out using BNAH or BIH. However, these were not water soluble, so other electron donors were also examined and only sodium ascorbate was found to be efficient in this system. Their experiments contained RuReCl (Table 6; 76) as both the photocatalyst and photosensitizer and sodium ascorbate as the sacrificial reductant in water under a CO₂ atmosphere. Since RuRe supramolecular complexes form CO in organic solvents, it was remarkable that formate was produced with a selectivity of 83% and a TON_{FA} of 25. For comparison, this experiment was repeated with the photocatalyst and photosensitizer mononuclear complexes, which only produced a small amount of formate (TON_{FA} of 2). The low efficiency of this photocatalytic system was explained by the fast back electron transfer (BET) from the one electron reduced

species (OERS) of the photosensitizer unit to the oxidized ascorbate. Furthermore, they investigated the influence on the formation of formate when a mononuclear photosensitizer was added to the mixture. This clearly accelerated the reaction, probably due to the possibility of a new electron supply route to the photocatalyst unit in the RuReCl supramolecular complex.⁸⁹

Ishitani *et al.* applied the supramolecular complex concept to the [Ru(bpy)₃]²⁺ (Table 1; 1) photosensitizer and the [Ru(bpy)₂(CO₂)]²⁺ (Table 1; 5) catalyst. Compared to mononuclear Ru complexes, supramolecular complexes required BNAH, since TEOA cannot reduce CO₂ under photocatalytic conditions. However, TEOA still played an important role as a base for hydrogen abstraction from the one-electron oxidation product of BNAH (BNAH^{•+}). Additionally, formate was formed under basic conditions, so TEOA basified the mixture for selective formate generation. Firstly, a supramolecular structure containing one unit of both the photosensitizer and catalyst (Table 6; 72) was investigated. Furthermore, they compared the supramolecular system to the system where the photosensitizer and catalyst were separated and concluded that in the case of the supramolecular system more formate was generated (26.9 μmol compared to 5.3 μmol). Moreover, no precipitate was formed using the supramolecular system. Later, they changed the ratio of the photosensitizer to catalyst in the supramolecular system. When more catalyst was present compared to the photosensitizer (Table 6; 73 and 74), the yield of formate was dropped and the CO yield was increased. For example, a supramolecular structure consisting of one unit of the photosensitizer and three units of the catalyst (Table 6; 74) yielded 5.3 μmol of formate and 8.1 μmol of CO. In contrast, when more photosensitizer compared to the catalyst was present, the formate yield was increased as seen in the experiment with a supramolecular structure consisting of two units of photosensitizer and one unit of catalyst (Table 6; 75) (30.4 μmol and a TON_{FA} of 562). In the second stage of the experiment, they tried to improve the reductive quenching of the excited state of the supramolecular system for improved catalyst stability and more efficient formate formation. For this purpose, 1-(4-methoxybenzyl)1,4-dihydropyridinamide (MeO-BNAH) was used as the sacrificial electron donor, where the stability was drastically improved and the formate formation was increased to 36.8 μmol (TON_{FA} of 671).⁹⁰

Ishitani *et al.* were not satisfied with their reported system, since the quantum yield for formate formation was relatively low ($\Phi_{\text{HCOOH}} = 0.061$). Moreover, studies revealed that BNAH was inefficient in quenching the excited state of the Ru photosensitizer unit, that a relatively fast BET occurs from the reduced photosensitizer unit to the oxidized BNAH^{•+} and that BNA dimers accumulated by deprotonation of BNAH^{•+} molecules followed by coupling processes.^{88,90} Therefore, they replaced BNAH with a benzimidazoline derivative, BIH, which was able to quench the excited state of the photosensitizer unit more efficiently. Furthermore, it was more effective than BNAH in decreasing the BET. In the first experiment, the DMF : TEOA solvent mixture containing the Ru₂Ru(CO) supra-

Table 6 Homogeneous supramolecular photocatalysts for CO₂ to FA reduction

Cat. + PS	SED	Solv.	Irr. t (h)	Sel. (%)	TON _{FA}	λ (nm)	Ref.
72	BNAH/TEOA	DMF	20	88	315	>500	90
73	BNAH/TEOA	DMF	20	50	353	>500	90
74	BNAH/TEOA	DMF	20	38	234	>500	90
75	BNAH/TEOA	DMF	20	89	562	>500	90
75	BNAH/TEOA	DMF	20	90	671	>500	90
76	Vit C.	H ₂ O	24	83	25	>500	89
75	BIH/TEOA	DMF	20	72	641	>500	91
75	BI(OH)H/TEOA	DMF	20	87	2766	>500	91
77	BI(OH)H	DMA	20	8	11	480	92
78	BI(OH)H	DMA	20	93	181	480	92
79	BIH/TEOA	DMA	6	77	98	~550	93
80	BIH/TEOA	DMA	6	65	33	~550	93

Cat. represents catalyst; PS represents photosensitizer; SED represents sacrificial electron donor; Irr. t represents irradiation time; Sel. represents selectivity; TON_{FA} represents turnover number for formic acid generation; λ represents wavelength of the incoming radiation; Ref. represents reference; N.A. represents not applicable. Selectivities and TONs were determined after the corresponding irradiation times unless stated otherwise.

molecular complex (Table 6; 75) and BIH as the sacrificial reducing agent was irradiated under a CO₂ atmosphere. Here, both the formate and CO were produced with a TON_{FA} of 641 and a TON_{CO} of 237, respectively. It should be noted that by switching BNAH to BIH, the TON_{FA} and the Φ_{HCOOH} increased, whereas the selectivity dropped. In the second stage, Ishitani *et al.* replaced BIH with another benzimidazole derivative

BI(OH)H, since this compound was able to supply two electrons and two protons to eliminate the proton shortage in the reaction mixture. Using BI(OH)H instead of BIH under the same conditions, formate was produced with higher efficiency (TON_{FA} of 2766) and selectivity (87%).⁹¹

Due to the hybridization of supramolecular complexes to semiconducting heterogeneous materials, Ishitani and co-

workers developed a new type of supramolecular complex, consisting of a Ru catalyst unit and a Ru photosensitizer unit with two different tridentate ligands. In their first experiment, a DMA:H₂O solution containing RuRu(Cl)(bpy)(CO) (Table 6; 77) as the supramolecular complex and BI(OH)H as the sacrificial reductant was irradiated under a CO₂ atmosphere. In this case, CO was formed as the main product (TON_{CO} of 134) with a minor amount of FA (TON_{FA} of 11). In contrast, when RuRu(CO)₂Cl₂ (Table 6; 78) was used as the supramolecular complex under the same conditions, FA was the main product (TON_{FA} of 181). It is noteworthy that the water was the proton source instead of TEOA, which could be the possible reason for the lower TONs.⁹²

With the intention of replacing the precious Ru catalyst unit of the supramolecular complex, Ishitani *et al.* investigated the use of a Mn catalyst unit for supramolecular CO₂ reduction. This proposal was supported by the Earth abundant Mn, its catalytic behaviour (see the Manganese section) and the fact that mononuclear Mn photocatalysts formed dimers, which decomposed under visible light irradiation. The incorporation of a photosensitizer should suppress the dimerization. In the first reaction, a DMA:TEOA solvent mixture containing the Ru–Mn supramolecular complex (Table 6; 79) and BIH as a sacrificial reductant was irradiated under a CO₂ atmosphere. Here, formate was produced as the major product (TON_{FA} of 98) and CO as the minor product (TON_{CO} of 29). When the mononuclear complexes were added instead of the supramolecular complex, the production rate of formate slowed down. When the Ru₂–Mn (Table 6; 80) supramolecular complex was used, the formate formation slowed down even further (TON_{FA} of 33).⁹³

It can be concluded that the supramolecular complexes are viable alternatives for the photoreduction of CO₂ to FA. One of the main advantages is that these complexes possess a PS and the active catalytic centre in the same molecule and for that reason, a straightforward electron transfer occurs from the PS unit to the PC unit. However, synthesis of these complexes is quite challenging and tedious.

Partially homogeneous CO₂ photoreduction

Metal-based semiconductors

From an economic point of view, heterogenization of the homogeneous catalyst is interesting, since the catalyst can easily be recovered from the reaction mixture and can be recycled. Furthermore, semiconductor-based heterogeneous photocatalysts possess superior oxidation ability. It wasn't until 2010 that Sato *et al.* linked a Ru complex to a semiconductor for the selective reduction of CO₂ to FA. In this combination, the semiconductor was photoexcited, which induced electron transfer from its conduction band to the catalyst in a Z-scheme system. However, the system was not solely photocatalytic since an electric current was required. They chose

[Ru(bpy)₂(CO)₂]²⁺ (Table 1; 5), [Ru(dcbpy)(bpy)(CO)₂]²⁺ (Table 7; 82) and [Ru(dcbpy)₂(CO)₂]²⁺ (Table 7; 81) (dcbpy = 4,4'-dicarboxy-2,2'-bipyridine) as the catalysts and N-doped Ta₂O₅ as the semiconductor-based photocatalyst. The [Ru(dcbpy)₂]/N-Ta₂O₅ exhibited the highest TON_{FA} of 89 for the formation of FA per metal complex with more than 75% selectivity. It was observed that the amount of FA formation was increased linearly upon increasing the amount of the photocatalyst. Using [Ru(dcbpy)(bpy)CO]/N-Ta₂O₅, the TON_{FA} decreased to around 30, whereas using a non-linked catalyst and semiconductor mixture, the TON_{FA} decreased to less than 10. It was shown that the carboxylic acid group improved the electron transfer from the semiconductor to the catalyst by direct linkage, however, the exact reason was not clear.⁹⁴

One year later, Suzuki *et al.* started to find better anchoring groups to enhance the electron transfer, which should exhibit better photoredox activity. Hybrid catalysts with these anchoring groups were typically synthesized by the adsorption of metal complexes onto a semiconductor. In the quest for optimal anchoring groups, each of the metal complexes was synthesized individually. However, with the polar anchoring groups, purification problems of the hybrid material started to arise. To solve this, they reported an alternative approach *via* direct assembly of the metal complex with ligand-functionalized semiconductors. Here, the phosphonate group was observed to improve the photocatalytic ability of the hybrid catalyst. With the catalyst bearing this anchoring group (Table 7; 83), FA was formed with a TON_{FA} of 118, but CO was also produced with a TON_{CO} of 67.⁹⁵

In 2011, Sato *et al.* transferred their protocol to an aqueous solution, so that carbon-based fuels could be produced from CO₂ and H₂O. Since the previously reported [Ru(dcbpy)₂]/N-Ta₂O₅ could not maintain its linkage in aqueous solutions, they selected a wide range of different photocatalysts and/or semiconductors such as N-Ta₂O₅, gallium phosphide (GaP) and indium phosphide (InP). Among these hybrid catalysts, the ruthenium-based complexes linked to InP yielded the highest quantity of formate, with in particular the Ru-(dppc) (bpy) complex (Table 7; 84, dppc = 4,4'-di(1*H*-pyrrolyl-3-propyl carbonate)) being linked to InP. When a hybrid catalyst was made using two different Ru-complexes (Table 7; 84 and Ru-(dpe)(bpy), 85, dpe = 4,4'-diphosphate ethyl-2,2'-bipyridine) linked to InP, the FA formation increased even more. This was explained by the dpe ligand which acted as an anchor to form a tight linkage with the surface of InP to accelerate the electron transfer. Later, the reactivity of the hybrid catalyst was determined in the presence of electrolyte solutions such as NaHCO₃, Na₃PO₄ and Na₂SO₄, since it could increase the photocurrent due to its higher electrical conductivity compared to water. In all of these electrolytes, the production of FA increased, parallel to the drastic increase of the production of hydrogen gas.²⁰

Most of the semiconducting material-based photocatalysts produce a tremendous amount of hydrogen gas as the by-product. Therefore, to gain better selectivity towards the formation of FA, the search for new heterogenized photocatalysts

Table 7 Homogeneous metal-based photocatalysts for CO₂ to FA reduction linked to a metal-based semiconductor

81: X = Y = COOH
82: X = H, Y = COOH
813: X = H, Y = PO(OH)₂

84

85

86

Cat.	SC	Solv.	Irr. t (h)	Sel. (%)	TON _{FA}	λ (nm)	Ref.
81	N-Ta ₂ O ₅ ^a	MeCN ^c	8	>75	89	>410	94
82	N-Ta ₂ O ₅ ^a	MeCN ^c	8	>75	>30	>410	94
83	N-Ta ₂ O ₅ ^a	MeCN ^c	60	<50	118	>410	95
84	InP ^a	H ₂ O	N.G.	—	—	>400	20
84 + 85	InP ^a	H ₂ O	N.G.	—	—	>400	20
84 + 85	InP ^a	NaHCO ₃ ^d	N.G.	—	—	>400	20
84 + 85	InP ^b	NaHCO ₃ ^d	N.G.	—	18 ^e	>400	97
84 + 85	InP ^b	NaHCO ₃ ^d	N.G.	—	<12 ^f	>400	97
86	TaON	MeOH	9	70	41	>400	21
86	CaTaO ₂ N	DMA ^c	15	>99	9	>400	98
86	Ag-CaTaO ₂ N	DMA ^c	15	>99	32	>400	98
86	Pb ₂ Ti ₂ O _{5,4} F _{1,2}	MeCN ^c	15	>99	26	>480	102
86	GaN : ZnO	Na ₂ CO ₃ ^d	15	78	359	365	101
86	TiO ₂ : Ta/N	Na ₂ CO ₃ ^d	15	67	18	365	101
86	Li ₂ LaTa ₂ O ₆ N	MeCN ^c	15	97	50	>400	103
86	Ag-Li ₂ LaTa ₂ O ₆ N	MeCN ^c	15	99	110	>400	103
86	Y ₂ Ta ₂ O ₅ N ₂	DMA ^c	24	>99	5	>400	100
86	Ag-Y ₂ Ta ₂ O ₅ N ₂	DMA ^c	24	>99	18	>400	100
86	Ta ₃ N ₅	MeCN ^c	15	93	—	>480	107
86	Ag-Ta ₃ N ₅	MeCN ^c	15	98	—	>480	107
86	TbTaO _x N _y	MeCN ^c	15	>99	19	>400	106

Cat. represents catalyst; SC represents semiconductor; Solv. represents solvent; Irr. t represents irradiation time; Sel. represents selectivity; TON_{FA} represents turnover number for formic acid generation; λ represents wavelength of the incoming radiation; Ref. represents reference; N.A. represents not applicable. Selectivities and TONs were determined after the corresponding irradiation times unless stated otherwise. — = not mentioned. ^a TiO₂ photoanode was used. ^b SrTiO₃ photoanode was used. ^c TEOA as sacrificial electron donor was used. ^d Aqueous solution. ^e Two-cell configuration. ^f One-cell configuration.

was continued. Moreover, the photoreduction of CO₂ to FA in the presence of a hybrid catalyst was very complex and was performed in a two-compartment cell, which was divided by a proton exchange membrane, since the produced FA could be re-oxidized by the anode current. Furthermore, these photocatalysts could not oxidize water themselves to utilize it as an electron donor. For this reason, TiO₂ was often used as a photocathode. In 2013, Arai *et al.* proposed the use of a SrTiO₃ photoanode since it had a similar bandgap and had already been reported for the oxidation of water.⁹⁶ The catalyst was a RuCP polymer linked to a zinc-doped indium phosphide (Zn-InP) semiconductor (Table 7). Using this catalyst in a two-cell set-up, formate was formed with a TON_{FA} of 20. For comparison, they performed the reaction with TiO₂ as the photoanode and found that the formation of formate was less than a fourth compared to when the SrTiO₃ photoanode was used. In addition, Arai *et al.* established a one-cell reactor, where the formation of formate dropped by more than 30%. The increase in formate formation using SrTiO₃ was explained by its more negative energy of the conduction band minimum (E_{CBM}),

which enhanced electron transfer from the photoanode to the photocathode.⁹⁷

Later in 2013, Ishitani *et al.* reported the first hybrid photocatalyst which was able to reduce CO₂ and oxidize methanol at the same time. They chose methanol as the electron donor, since it formed formaldehyde, a widely known bulk chemical. As the heterogeneous unit, they chose a supramolecular complex consisting of [Ru(dmb)₂(MPA-dmb)]²⁺ (MPA = methylene phosphonic acid) as the photosensitizer unit and [Ru(CH₂-dmb)(CO)₂Cl₂] as the catalyst unit (Table 7; **86**, RuRu'), whereas tantalum oxynitride (TaON) with 1 wt% metallic Ag was chosen as the semiconductor. Using this hybrid structure in methanol, formaldehyde was produced to a great extent with FA as the main reduction product from CO₂ (TON_{FA} of 41).²¹

It should be noted that hybrid systems for the reduction of CO₂ to FA never exceeded the selectivity of more than 80%. Therefore, new hybrid systems were desirable for improving selectivity. The photocatalytic activity of the Z-scheme was highly dependent on the potential of the conduction band of

the semiconductor, since electron transfer from the semiconductor to the photosensitizer unit plays a crucial role. Therefore, Ishitani *et al.* continued their research by investigating perovskites as new semiconductors. Using CaTaO_2N as the perovskite semiconductor with RuRu' (Table 7; 86) as the catalyst, FA was produced with high selectivity (>99%) with a TON_{FA} of 9. When Ag (1 wt%) was loaded on the semiconductor, the TON_{FA} was increased to 32 with the same selectivity. The deposited Ag was explained to trap electrons to mediate charge transfer from the semiconductor to the photosensitizer unit of the RuRu' complex.⁹⁸ Additionally, based on the report of Li *et al.*, Ishitani *et al.* also investigated an yttrium–tantalum oxynitride (YTON) as a semiconductor since it was proven to possess photocatalytic activity.⁹⁹ However, when the YTON semiconductor was linked to the RuRu' catalyst to reduce CO_2 , a lower TON_{FA} of 5 was achieved but with similar selectivity.¹⁰⁰

Although improvements were made for the catalytic activity and selectivity of the hybrid catalysts for the CO_2 reduction to FA, these systems required strong sacrificial reductants. The main goal of using semiconductors was the use of weak reductants such as water. Therefore, Ishitani *et al.* further investigated the photocatalytic reactivity of GaN:ZnO, a metal oxynitride solid solution between GaN and ZnO, and TiO_2 :Ta/N, rutile titania dioxide co-doped with tantalum and nitrogen, since they are well known to oxidize water. In this way, investigation of interfacial electron transfer could be done, since they possessed different conduction band potentials. The photocatalytic activities of both of the semiconductors were investigated when RuRu' was linked to it (Table 7). Both of them provided FA as the main product, where TiO_2 :Ta/N had lower activity compared to GaN:ZnO due to the inefficient light absorption and this observation was explained by the energy of the conduction band. Back electron transfer from the photosensitizing unit of the RuRu' to the semiconductor was suppressed when the conduction band was elevated in energy. GaN:ZnO possesses a conduction band with negative potential, which exhibited higher reactivity for the photoreduction of CO_2 .¹⁰¹ This research triggered the interest for the use of mixed anions such as oxyfluorides, oxynitrides and oxysulfides in the photocatalysis discipline, since their valence band can be adjusted to a more negative potential by band-tuning. For this reason, Ishitani *et al.* developed the oxyfluoride $\text{Pb}_2\text{Ti}_2\text{O}_{5.4}\text{F}_{1.2}$ as a semiconductor (Table 7). Normally, photocatalysis using oxyfluorides is unsuitable given the highest electronegativity of fluorine, which is located at the lower part of the valence band. This oxyfluoride photocatalyst was mainly developed for the evolution of H_2 but with modification *via* the linkage with RuRu', it is also capable to reduce CO_2 to formate with high selectivity (99%) and a TON_{FA} of 26.¹⁰² In terms of oxynitrides, it was already proven that these semiconductors were able to reduce CO_2 to FA when RuRu' was present.⁹⁸ However, Ishitani *et al.* proposed that 2D layered oxynitrides may improve the catalytic reactivity compared to 3D layered oxynitrides (*e.g.* CaTaO_2N). Therefore, they synthesized a 2D layered $\text{Li}_2\text{LaTa}_2\text{O}_6\text{N}$ perovskite and investigated its photo-

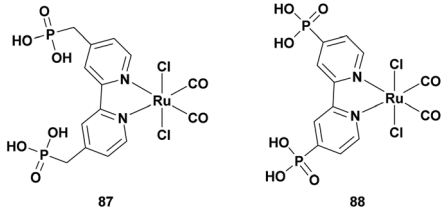
catalytic activity by forming a linkage with the RuRu' supramolecular complex (Table 7). FA was produced with a selectivity of 97% with a $\text{TON}_{\text{FA}} > 50$. This experiment was repeated using Ag-deposited $\text{Li}_2\text{LaTa}_2\text{O}_6\text{N}$ and the reactivity was increased by a factor of two (TON_{FA} of 110) while maintaining high selectivity (99%).¹⁰³ The use of oxysulfides for CO_2 reduction started with the use of rare-earth-based semiconductors as photocatalysts for water splitting.¹⁰⁴ It was also reported that rare-earth species were effective modifiers for the reduction of CO_2 over $\text{Ag}/\text{Ga}_2\text{O}_3$.¹⁰⁵ This triggered the interest of Ishitani *et al.* to use rare-earth metal-based semiconductors (LnTaO_xN_y , where Ln = rare-earth metal) in a Z-scheme fashion for CO_2 reduction. Several LnTaO_xN_y based semiconductors were linked to RuRu' for investigation and the catalytic activity was found to be strongly dependent on the Ln element (Table 7). When Ln represented Nd or Sm, no FA was found, whereas FA was observed when Ln was represented by Gd, Tb, Dy or Ho. Among these, Tb provided the highest reactivity with a selectivity of >99%. The low reactivity of Nd and Sm was explained by their low crystallinity, which enhanced electron–hole recombination processes.¹⁰⁶

In general, most of the semiconductors absorb wavelengths shorter than 500 nm. Synthesizing semiconductors which absorb at longer wavelengths is important to expand the use of a broader range of the visible spectrum. In 2018, Ishitani *et al.* reported the use of a Ta_3N_5 semiconductor for the photoreduction of CO_2 when it was linked to RuRu' (Table 7). FA was produced in high selectivity (93%) at a wavelength of >480 nm, although with lower activity. The activity was increased further using Ag-doped Ta_3N_5 linked to RuRu', while at the same time the selectivity was increased to 98%.¹⁰⁷

In conclusion, these heterogenized catalysts possess excellent selectivity for the photoreduction of CO_2 to formic acid. However, the use of heterogeneous catalysts decreases the contact surface of CO_2 and the active catalytic centre, which translated to a decrease in the efficiency of this catalytic cycle. This method has more potential, since only a few homogeneous catalysts have been anchored onto solid semiconductor supports. Specifically, when the semiconductor is doped with Ag-particles, reports have proven that the efficiency can be enhanced tremendously.

C_3N_4 as a metal-free semiconductor

The use of metal-free, active, stable and inexpensive semiconductors that are capable of being used in a Z-scheme system for the conversion of CO_2 was first introduced by Ishitani *et al.* in 2013. In a previous research study, it was reported that carbon nitride (C_3N_4) was successfully used as a photocatalyst for water reduction and oxidation.¹⁰⁸ As a result, Ishitani *et al.* developed a hybrid photocatalyst consisting of a Ru-based metal complex (Table 8; 87) absorbed on graphitic C_3N_4 (g- C_3N_4). This hybrid system was able to reduce CO_2 to FA photochemically with high selectivity (>80%) and a TON_{FA} of >200. However, a significant amount of hydrogen gas was also produced.¹⁰⁹

Table 8 Homogeneous metal-based catalysts for CO₂ to FA reduction linked to a metal-free semiconductor


Cat.	SC	Solv.	Irr. t (h)	Sel. (%)	TON _{FA}	λ (nm)	Ref.
87	g-C ₃ N ₄	MeCN	20	>80	200	>400	109
88	g-C ₃ N ₄	MeCN	20	>80	100	400	111
88	g-C ₃ N ₄	DMA	20	>80	1070	400	111
86	g-C ₃ N ₄	DMA	5	52	43	>400	112
88	Ag-g-C ₃ N ₄	DMA	5	98	1428	>400	112
86	Ag-g-C ₃ N ₄	DMA	5	>99	3110	>400	112
86	Ag-g-C ₃ N ₄	(COOK) ₂	15	83	586	>400	112
86	Ag-NS-C ₃ N ₄	K ₂ CO ₃	15	90	2090	>400	113
88	Ag-g-C ₃ N ₄	DMA	5	>99	650	>400	116

Cat. represents catalyst; SC represents semiconductor; Solv. represents solvent; Irr. t represents irradiation time; Sel. represents selectivity; TON_{FA} represents turnover number for formic acid generation; λ represents wavelength of the incoming radiation; Ref. represents reference; N.A. represents not applicable. Selectivities and TONs were determined after the corresponding irradiation times unless stated otherwise. — = not mentioned.

Despite the promising use of this hybrid system as a photocatalyst for the reduction of CO₂, no optimization studies were carried out. Later, Ishitani *et al.* improved their catalytic system by optimizing the Ru-based complex. Based on their previous report,¹¹⁰ they investigated different *trans*-(Cl)-[Ru(bpyX₂)(CO)₂Cl₂] complexes, where X = H, Me, PO₃H₂ or CH₂PO₃H₂. The RuP (Table 8; 88) and RuCP (Table 8; 87) complexes were absorbed quantitatively, whereas RuH and RuMe were not absorbed at all as they do not possess an anchoring group. The catalytic reactivity of these hybrid catalysts was investigated. In both of the cases, FA was selectively formed with the highest TON_{FA} of approximately 200 for the g-C₃N₄/RuP hybrid photocatalyst. Secondly, the effect of the solvent on the catalytic activity was investigated and the best result was obtained when DMA was used as the solvent (TON_{FA} of 1070).¹¹¹

In the meantime, it was shown that supramolecular complexes exhibit higher reactivity.^{89–93} For this reason, Ishitani *et al.* continued their research based on the deposition of a supramolecular complex on the g-C₃N₄ semiconductor. When the binuclear RuRu' (Table 7; 86) complex was immobilized on g-C₃N₄ and the resulting hybrid structure was used as a photocatalyst for the reduction of CO₂, FA was produced in low selectivity (52%) and with a lower TON_{FA} (43) compared to the RuP/g-C₃N₄ hybrid catalyst (Table 8). Furthermore, it was proven that the deposition of silver particles on a TaON semiconductor improved the catalytic activity.⁹⁸ This concept was then employed for the RuP/C₃N₄ hybrid catalyst (Table 8; 88)

and the RuCP/C₃N₄ hybrid catalyst (Table 8; 87). It was found that Ag modification improved the reactivity of the RuP/Ag-g-C₃N₄ catalyst immensely and it also improved the selectivity to 98%. An even higher increase in reactivity was observed using the RuCP/Ag-g-C₃N₄ catalyst.¹¹²

Ideally, heterogenized photocatalysts exhibit higher reactivity and selectivity in aqueous solutions, where water acts as a solvent and as an electron donor. Despite the excellent reactivity and selectivity of the binuclear complex RuRu' in DMA/TEOA, the reduction in aqueous solutions was moderate with a selectivity of around 80% and a TON_{FA} of 586.¹¹² In 2017, Ishitani *et al.* performed research on carbon nitride nanosheets (NS-C₃N₄) instead of graphitic carbon nitride. On this semiconductor, Ag was loaded and RuRu' (Table 7; 86) was absorbed. This hybrid catalyst, in the presence of EDTA-2Na solution (pH 4.3), exhibited reactivity for the reduction of CO₂ to FA with a selectivity of 76%. Notably, when NaH₂PO₄ and Na₂HPO₄ were added, the pH increased to 6.1 and parallelly the reactivity and selectivity were also increased. The selectivity and activity were increased further (TON_{FA} of 2090) when the mixture had a pH between 6.5 and 7 (addition of K₂CO₃) (Table 8). However, the evolution of hydrogen decreased in neutral pH solutions. This pH dependency was explained by the fact that the semiconductor desorbed RuRu' in more acidic environments, since the interaction between NS-C₃N₄ and RuRu' was based on hydrogen bonding.¹¹³

It was clear that silver species, deposited on semiconductors, promoted the photocatalytic reduction of CO₂ with higher reactivity. It was explained that silver trapped electrons to mediate the charge transfer from the semiconductor to the photosensitizer unit of the RuRu' complex. However, the local structure of the loaded silver species in hybrid systems and its photocatalytic properties for CO₂ reduction were not investigated in detail. Therefore, no guideline to improve the photocatalytic reactivity was available regarding the structure of the silver species. As a result, Ishitani *et al.* investigated the structure of silver-modified NS-C₃N₄ to determine the impact on the photocatalytic reactivity of the loaded Ag-species. At first, they investigated silver-modified NS-C₃N₄ which was prepared by an impregnation–H₂ reduction method of the RuP/Ag-NS-C₃N₄ hybrid catalyst. Here, the reactivity for the formation of formate was improved with the increase of Ag loading up to 2 wt% at an impregnation temperature of 473 K. Moreover, the reactivity was strongly temperature dependent with the highest reactivity at an impregnation temperature of 473 K. Spectroscopic studies revealed that the silver particles were close in resemblance to Ag₂O when a low amount of Ag was loaded on the semiconductor, but metallic silver particles were more pronounced when a larger amount was loaded on the semiconductor. Moreover, the impregnation temperature determines the form as well, where higher temperatures yield more metallic silver particles. Thus, in the case of the 2 wt% impregnation–H₂ reduction method at 473 K, Ag₂O was dominant, whereas in the 2 wt% impregnation–H₂ reduction method at 623 K, Ag⁰ was formed to a greater extent. It was also shown that a higher dispersion enhanced the reactivity,

while aggregates or excess of Ag⁰-particles provided lower reactivity. However, whether Ag⁰ had a positive effect on the reactivity could not have been drawn here. Therefore, further experiments were performed, where silver-modified NS-C₃N₄ was prepared from impregnation-air heating (minimalize Ag⁰ formation) or where it was prepared from *in situ* photodeposition (Ag⁰ has to be dominant). Both of the samples were used for the reduction of CO₂ when RuP was absorbed and both provided lower reactivity. However, the sample prepared *via* photodeposition (widely distributed Ag⁰) was much more reactive than the sample prepared *via* the H₂ reduction method at 623 K (dispersedly divided Ag⁰ + Ag₂O). This result indicated that Ag⁰ had a better promotional effect than Ag₂O-like species. As a result, finely dispersed Ag⁰ species would be key to promote the activity of hybrid systems.¹¹⁴

Synthetic procedures for the preparation of C₃N₄ usually require hard-template methods with multistep procedures. For this reason, the desire of synthesizing carbon nitride in a more effective and less expensive way is of great interest. It was shown by Chen *et al.* that g-C₃N₄ could be synthesized from the pyrolysis of urea.¹¹⁵ In fact it had been proven that urea-derived C₃N₄ showed improved reactivity for the reduction of CO₂.¹¹³ However, thermal decomposition of urea to form C₃N₄ at different temperatures should affect its physicochemical properties, which has not been studied before. Therefore, research was performed on this topic by Ishitani *et al.* by synthesizing urea at different temperatures for the photocatalytic reduction of CO₂ when RuP was added as the catalyst. Spectroscopic techniques exhibited an increase of crystallized C₃N₄ formation at higher temperatures. However, at elevated temperatures, the formed C₃N₄ decomposed. It was also found that at 773 K a lot of voids were formed in the graphitic structure, whereas a nanosheet-like structure was formed at 823 K or higher temperatures. Afterwards, photoreductions were carried out using the synthesized C₃N₄ structures at different temperatures in a TEOA/DMA solvent mixture. Here, Ag was deposited and the RuP (Table 8; 88) catalyst was absorbed on the semiconductor. With an increase in the deposition temperature, more formate was formed with a maximum TON_{FA} of 650 at 873–923 K. The catalytic reactivity was explained by the structure of the synthesized C₃N₄: the C₃N₄ at elevated temperatures absorbed visible light better and had a higher specific surface area for the catalyst and Ag dispersion.¹¹⁶

As stated before, heterogeneous catalysts have the main advantage that they can be recycled and used in subsequent reactions. When metal-free semiconductors are used, the economic advantage increases even more, since metal-free semiconductors are generally cheaper compared to their metal counterparts. From the reported procedures, it can be concluded that g-C₃N₄ is an extremely viable semi-conductor for the photocatalytic reduction of CO₂ to FA. Specifically, when it is doped with Ag-particles, the TON_{FA} is comparable with mononuclear Ru-complexes. Since the concept of using C₃N₄ is relatively new, many reports are expected in the future.

Conclusion and outlook

CO₂ photoreduction to FA using transition metal complexes has been summarized in this review. From the discussion, it is clear that visible light promoted CO₂ reductions to FA has become a topic of great interest in green chemistry. The use of ruthenium-based metal complexes as homogeneous catalysts has been well-explored. Although great TONs for the production of HCOOH could be observed, scientists searched for Earth abundant metal complexes such as Co-, Mn-, Fe- and Mb-based catalysts, as well as metal-free catalysts. Furthermore, it was shown that photoreductions only proceeded in the presence of a photosensitizer. This led to the linkage of a photosensitizer and a catalyst in a supramolecular complex, which resulted in higher activities since electron exchange from the photosensitizer to the catalyst was facilitated.

In addition, this review shows that heterogeneous photocatalysts are desirable for the photoreduction of CO₂ to FA as recyclable catalysts in green chemistry.^{117,118} Here, silver-doped semiconductors linked to supramolecular complexes in a Z-scheme heterojunction are the most noteworthy catalysts. Although the visible-light promoted reduction of CO₂ to FA by (heterogenized) homogeneous catalysis has made excellent progress over the last few decades, only a few cases yielded TON_{FA} values greater than 1000 and still, a lot of metal complexes remain unexplored for this application. We hope that this review will encourage scientists to design new homogeneous metal complexes and explore these complexes in the visible-light promoted CO₂ reduction to FA. Additionally, we hope that the heterogenized concept discussed in this review will inspire chemists to develop and explore new functionalised semiconductors. Moreover, the efforts will also be not limited to metal-based complexes, rather they will also focus on some metal-free catalysts owing to their cheaper price and easy availability.^{119–135}

Although extensive efforts are being made to achieve high reactivity, metal-based catalysts still have some drawbacks. Firstly, the reported results vary immensely, even when the same metal centre has been used. As a result, it is impossible to establish a general structure–activity relationship on which researchers can rely in the future. Secondly, many of the reported catalysts lose reactivity under the photocatalytic conditions, since they are not stable enough. Thirdly, the reported catalytic systems are not sustainable and economically feasible to perform on a larger scale. Fourthly, the use of heterogenized catalysts requires the diffusion of CO₂ through the catalysts. Up to now, no study has been performed on the adsorption behaviour of CO₂ in these catalysts. Finally, in general, the systems are not efficient enough in terms of activity and selectivity.

To overcome the abovementioned problems, extensive research studies on the photocatalytic reduction of CO₂ to FA have to be performed in the coming years. One way of doing so is by varying the PC in the catalytic systems. In such a way, efficient cycles can be found. Additionally, this can provide a

better understanding of the structure–activity relationship of the used catalysts for the photoreduction of CO₂ to FA. Another way is the development of new PSSs, especially, Earth abundant metal based PSSs, based on organic molecules and inorganic semiconductors. In this way, the absorption of visible light can be enhanced allowing the optimum use of the incident energy. Secondly, the stability of the catalytic system can be examined by performing recycling experiments. Additionally, by using ¹³CO₂, the carbon source of FA can be verified, since the catalyst or other organic materials in the catalytic system can decompose themselves. Thirdly, the photocatalytic systems should be optimised to avoid sacrificial electron donors such as TEOA or BIH. This can be done by coupling the system to the formation of value added organic compounds *via* an oxidation process or by the coupling of the system to water oxidation. In fact, the coupling of CO₂ reduction with H₂O oxidation has already been performed by Li *et al.* when using heterogeneous Cu₂O-Pt/SiC/IrO_x composites with excellent efficiency.¹³⁶ In summary, extensive research studies on the photocatalytic reduction of CO₂ to FA have great potential to achieve high activities and selectivities in a sustainable and economically favourable way.

Conflicts of interest

There are no conflicts to declare.

Acknowledgements

We thank Fond der Chemie Industrie (Liebig fellowship to SD), Francqui Foundation (Francqui lecturer award to SD) and Dehause fellowship (to RC). Special thanks to Dr Yu Zhang and Mr Tong Zhang for their kind help during the preparation of this manuscript.

Notes and references

- 1 T. A. Carleton and S. M. Hsiang, *Science*, 2016, **353**, aad9837.
- 2 <https://www.iea.org/reports/global-energy-co2-status-report-2019>.
- 3 M. Bui, C. S. Adjiman, A. Bardow, E. J. Anthony, A. Boston, S. Brown, P. S. Fennell, S. Fuss, A. Galindo, L. A. Hackett, J. P. Hallett, H. J. Herzog, G. Jackson, J. Kemper, S. Krevor, G. C. Maitland, M. Matuszewski, I. S. Metcalfe, C. Petit, G. Puxty, J. Reimer, D. M. Reiner, E. S. Rubin, S. A. Scott, N. Shah, B. Smit, J. P. M. Trusler, P. Webley, J. Wilcox and N. Mac Dowell, *Energy Environ. Sci.*, 2018, **11**, 1062.
- 4 J. Tollefson, *Nature*, 2018, **558**, 173.
- 5 S. Sorcar, J. Thompson, Y. Hwang, Y. H. Park, T. Majima, C. A. Grimes, J. R. Durrant and S.-I. In, *Energy Environ. Sci.*, 2018, **11**, 3183.
- 6 Q. Liu, L. Wu, R. Jackstell and M. Beller, *Nat. Commun.*, 2015, **6**, 5933.
- 7 <https://setis.ec.europa.eu/related-jrc-activities/jrc-setis-reports/carbon-capture-and-storage-technology-information-sheet>.
- 8 H. Seo, M. H. Katcher and T. F. Jamison, *Nat. Chem.*, 2017, **9**, 453.
- 9 M. Aresta, A. Dibenedetto and A. Angelini, *Chem. Rev.*, 2014, **114**, 1709.
- 10 S. Ye, C. Ding, R. Chen, F. Fan, P. Fu, H. Yin, X. Wang, Z. Wang, P. Du and C. Li, *J. Am. Chem. Soc.*, 2018, **140**, 3250.
- 11 P. F. Wareing, M. M. Khalifa and K. J. Treharne, *Nature*, 1968, **220**(5166), 453.
- 12 Y. Wang, J. Liu, Y. Wang, Y. Wang and G. Zheng, *Nat. Commun.*, 2018, **9**, 5003.
- 13 D. M. Schultz and T. P. Yoon, *Science*, 2014, **343**, 1239176.
- 14 R. J. Detz, J. N. H. Reek and B. C. C. van der Zwaan, *Energy Environ. Sci.*, 2018, **11**, 1653.
- 15 S. Lin, C. S. Diercks, Y.-B. Zhang, N. Kornienko, E. M. Nichols, Y. Zhao, A. R. Paris, D. Kim, P. Yang, O. M. Yaghi and C. J. Chang, *Science*, 2015, **349**, 1208.
- 16 J. J. Leung, J. Warnan, K. H. Ly, N. Heidary, D. H. Nam, M. F. Kuehnelt and E. Reisner, *Nat. Catal.*, 2019, **2**, 354.
- 17 A. K. Singh, J. H. Montoya, J. M. Gregoire and K. A. Persson, *Nat. Commun.*, 2019, **10**, 443.
- 18 X. Li, Y. Sun, J. Xu, Y. Shao, J. Wu, X. Xu, Y. Pan, H. Ju, J. Zhu and Y. Xie, *Nat. Energy*, 2019, **4**, 690.
- 19 J. L. White, M. F. Baruch, J. E. Pander, Y. Hu, I. C. Fortmeyer, J. E. Park, T. Zhang, K. Liao, J. Gu, Y. Yan, T. W. Shaw, E. Abelev and A. B. Bocarsly, *Chem. Rev.*, 2015, **115**, 12888.
- 20 S. Sato, T. Arai, T. Morikawa, K. Uemura, T. M. Suzuki, H. Tanaka and T. Kajino, *J. Am. Chem. Soc.*, 2011, **133**, 15240.
- 21 K. Sekizawa, K. Maeda, K. Domen, K. Koike and O. Ishitani, *J. Am. Chem. Soc.*, 2013, **135**, 4596.
- 22 S. Matsuoka, K. Yamamoto, T. Ogata, M. Kusaba, N. Nakashima, E. Fujita and S. Yanagida, *J. Am. Chem. Soc.*, 1993, **115**, 601.
- 23 S. Moret, P. J. Dyson and G. Laurenczy, *Nat. Commun.*, 2014, **5**, 4017.
- 24 A. Boddien, D. Mellmann, F. Gärtner, R. Jackstell, H. Junge, P. J. Dyson, G. Laurenczy, R. Ludwig and M. Beller, *Science*, 2011, **333**, 1733.
- 25 D. Mellmann, P. Sponholz, H. Junge and M. Beller, *Chem. Soc. Rev.*, 2016, **45**, 3954.
- 26 C. Fellay, P. J. Dyson and G. Laurenczy, *Angew. Chem., Int. Ed.*, 2008, **47**, 3966.
- 27 <https://www.mordorintelligence.com/industry-reports/formic-acid-market>.
- 28 U. Fegade and G. Jethave, in *Conversion of Carbon Dioxide into Hydrocarbons Vol. 2 Technology*, ed. Inamuddin, A. M. Asiri and E. Lichtfouse, Springer International Publishing, Cham, 2020, pp. 91–110, DOI: 10.1007/978-3-030-28638-5_4.
- 29 E. Fujita, *Coord. Chem. Rev.*, 1999, **185–186**, 373.

- 30 T. Inoue, A. Fujishima, S. Konishi and K. Honda, *Nature*, 1979, **277**, 637.
- 31 N. Li, J. Liu, J.-J. Liu, L.-Z. Dong, Z.-F. Xin, Y.-L. Teng and Y.-Q. Lan, *Angew. Chem., Int. Ed.*, 2019, **58**, 5280.
- 32 D. Wang, R. Huang, W. Liu, D. Sun and Z. Li, *ACS Catal.*, 2014, **4**, 4254.
- 33 Z.-H. Yan, M.-H. Du, J. Liu, S. Jin, C. Wang, G.-L. Zhuang, X.-J. Kong, L.-S. Long and L.-S. Zheng, *Nat. Commun.*, 2018, **9**, 3353.
- 34 J. Hawecker, J.-M. Lehn and R. Ziessel, *ChemComm*, 1983, 536, DOI: 10.1039/C39830000536.
- 35 J. Hawecker, J.-M. Lehn and R. Ziessel, *ChemComm*, 1985, 56, DOI: 10.1039/C39850000056.
- 36 J.-M. Lehn and R. Ziessel, *J. Organomet. Chem.*, 1990, **382**, 157.
- 37 H. Ishida, T. Terada, K. Tanaka and T. Tanaka, *Inorg. Chem.*, 1990, **29**, 905.
- 38 J. R. Pugh, M. R. M. Bruce, B. P. Sullivan and T. J. Meyer, *Inorg. Chem.*, 1991, **30**, 86.
- 39 A. Paul, D. Connolly, M. Schulz, M. T. Pryce and J. G. Vos, *Inorg. Chem.*, 2012, **51**, 1977.
- 40 Y. Kuramochi, M. Kamiya and H. Ishida, *Inorg. Chem.*, 2014, **53**, 3326.
- 41 Y. Kuramochi, J. Itabashi, K. Fukaya, A. Enomoto, M. Yoshida and H. Ishida, *Chem. Sci.*, 2015, **6**, 3063.
- 42 A. Rosas-Hernández, H. Junge and M. Beller, *ChemCatChem*, 2015, **7**, 3316.
- 43 T. Morimoto, C. Nishiura, M. Tanaka, J. Rohacova, Y. Nakagawa, Y. Funada, K. Koike, Y. Yamamoto, S. Shishido, T. Kojima, T. Saeki, T. Ozeki and O. Ishitani, *J. Am. Chem. Soc.*, 2013, **135**, 13266.
- 44 T. Asatani, Y. Nakagawa, Y. Funada, S. Sawa, H. Takeda, T. Morimoto, K. Koike and O. Ishitani, *Inorg. Chem.*, 2014, **53**, 7170.
- 45 J. Rohacova, A. Sekine, T. Kawano, S. Tamari and O. Ishitani, *Inorg. Chem.*, 2015, **54**, 8769.
- 46 J. Rohacova and O. Ishitani, *Chem. Sci.*, 2016, **7**, 6728.
- 47 S. K. Lee, M. Kondo, G. Nakamura, M. Okamura and S. Masaoka, *ChemComm*, 2018, **54**, 6915.
- 48 S. K. Lee, M. Kondo, M. Okamura, T. Enomoto, G. Nakamura and S. Masaoka, *J. Am. Chem. Soc.*, 2018, **140**, 16899.
- 49 Y. Hameed, G. K. Rao, J. S. Ovens, B. Gabidullin and D. Richeson, *ChemSusChem*, 2019, **12**, 3453.
- 50 Y. Arikawa, T. Nakamura, S. Ogushi, K. Eguchi and K. Umakoshi, *Dalton Trans.*, 2015, **44**, 5303.
- 51 Y. Arikawa, I. Tabata, Y. Miura, H. Tajiri, Y. Seto, S. Horiuchi, E. Sakuda and K. Umakoshi, *Chem. – Eur. J.*, 2020, **26**, 5603.
- 52 D. Behar, T. Dhanasekaran, P. Neta, C. M. Hosten, D. Ejeh, P. Hambright and E. Fujita, *J. Phys. Chem. A*, 1998, **102**, 2870.
- 53 D. Lexa, J. M. Savéant and J. P. Soufflet, *J. Electroanal. Chem. Interfacial Electrochem.*, 1979, **100**, 159.
- 54 J. Grodkowski and P. Neta, *J. Phys. Chem. A*, 2000, **104**, 1848.
- 55 Z. Guo, G. Chen, C. Cometto, B. Ma, H. Zhao, T. Groizard, L. Chen, H. Fan, W.-L. Man, S.-M. Yiu, K.-C. Lau, T.-C. Lau and M. Robert, *Nat. Catal.*, 2019, **2**, 801.
- 56 M. Bourrez, F. Molton, S. Chardon-Noblat and A. Deronzier, *Angew. Chem., Int. Ed.*, 2011, **50**, 9903.
- 57 H. Takeda, H. Koizumi, K. Okamoto and O. Ishitani, *ChemComm*, 2014, **50**, 1491.
- 58 P. L. Cheung, C. W. Machan, A. Y. S. Malkhasian, J. Agarwal and C. P. Kubiak, *Inorg. Chem.*, 2016, **55**, 3192.
- 59 M. Stanbury, J.-D. Compain, M. Trejo, P. Smith, E. Gouré and S. Chardon-Noblat, *Electrochim. Acta*, 2017, **240**, 288.
- 60 J.-X. Zhang, C.-Y. Hu, W. Wang, H. Wang and Z.-Y. Bian, *Appl. Catal., A*, 2016, **522**, 145.
- 61 X. Zhang, M. Cibian, A. Call, K. Yamauchi and K. Sakai, *ACS Catal.*, 2019, **9**, 11263–11273.
- 62 H. Takeda, H. Kamiyama, K. Okamoto, M. Irimajiri, T. Mizutani, K. Koike, A. Sekine and O. Ishitani, *J. Am. Chem. Soc.*, 2018, **140**, 17241.
- 63 L. Chen, Z. Guo, X.-G. Wei, C. Gallenkamp, J. Bonin, E. Anxolabéhère-Mallart, K.-C. Lau, T.-C. Lau and M. Robert, *J. Am. Chem. Soc.*, 2015, **137**, 10918.
- 64 T. Fogeron, T. K. Todorova, J.-P. Porcher, M. Gomez-Mingot, L.-M. Chamoreau, C. Mellot-Draznieks, Y. Li and M. Fontecave, *ACS Catal.*, 2018, **8**, 2030.
- 65 T. Fogeron, P. Retailleau, L.-M. Chamoreau, Y. Li and M. Fontecave, *Angew. Chem., Int. Ed.*, 2018, **57**, 17033.
- 66 S. Sato, T. Morikawa, T. Kajino and O. Ishitani, *Angew. Chem., Int. Ed.*, 2013, **52**, 988.
- 67 S. Sato and T. Morikawa, *ChemPhotoChem*, 2018, **2**, 207.
- 68 Y.-H. Luo, L.-Z. Dong, J. Liu, S.-L. Li and Y.-Q. Lan, *Coord. Chem. Rev.*, 2019, **390**, 86–126.
- 69 K. Kamada, J. Jung, T. Wakabayashi, K. Sekizawa, S. Sato, T. Morikawa, S. Fukuzumi and S. Saito, *J. Am. Chem. Soc.*, 2020, **142**, 10261.
- 70 J. Hawecker, J.-M. Lehn and R. Ziessel, *J. Chem. Soc., Chem. Commun.*, 1983, 536–538, DOI: 10.1039/C39830000536.
- 71 Y. Hameed, P. Berro, B. Gabidullin and D. Richeson, *ChemComm*, 2019, **55**, 11041.
- 72 S. Matsuoka, H. Fujii, C. Pac and S. Yanagida, *Chem. Lett.*, 1990, **19**, 1501.
- 73 S. Tazuke and H. Ozawa, *ChemComm*, 1975, 237, DOI: 10.1039/C39750000237.
- 74 S. Matsuoka, T. Kohzuki, C. Pac and S. Yanagida, *Chem. Lett.*, 1990, **19**, 2047.
- 75 B. J. Fisher and R. Eisenberg, *J. Am. Chem. Soc.*, 1980, **102**, 7361.
- 76 S. Matsuoka, K. Yamamoto, C. Pac and S. Yanagida, *Chem. Lett.*, 1991, **20**, 2099.
- 77 J.-M. Lehn and R. Ziessel, *Proc. Natl. Acad. Sci. U. S. A.*, 1982, **79**, 701–704.
- 78 T. Hideyuki, O. Masatoshi, T. Yoshiki, W. Yoshinori, K. Masa and C. Koji, *Bull. Chem. Soc. Jpn.*, 1990, **63**, 3233.
- 79 I. Willner and D. Mandler, *J. Am. Chem. Soc.*, 1989, **111**, 1330.

- 80 T. Ogata, Y. Yamamoto, Y. Wada, K. Murakoshi, M. Kusaba, N. Nakashima, A. Ishida, S. Takamuku and S. Yanagida, *J. Phys. Chem.*, 1995, **99**, 11916.
- 81 D. J. Boston, C. Xu, D. W. Armstrong and F. M. MacDonnell, *J. Am. Chem. Soc.*, 2013, **135**, 16252.
- 82 A. M. Appel, J. E. Bercaw, A. B. Bocarsly, H. Dobbek, D. L. DuBois, M. Dupuis, J. G. Ferry, E. Fujita, R. Hille, P. J. A. Kenis, C. A. Kerfeld, R. H. Morris, C. H. F. Peden, A. R. Portis, S. W. Ragsdale, T. B. Rauchfuss, J. N. H. Reek, L. C. Seefeldt, R. K. Thauer and G. L. Waldrop, *Chem. Rev.*, 2013, **113**, 6621.
- 83 Z. Han, W. R. McNamara, M.-S. Eum, P. L. Holland and R. Eisenberg, *Angew. Chem., Int. Ed.*, 2012, **51**, 1667.
- 84 Z. Han, L. Shen, W. W. Brennessel, P. L. Holland and R. Eisenberg, *J. Am. Chem. Soc.*, 2013, **135**, 14659.
- 85 S. E. Lee, A. Nasirian, Y. E. Kim, P. T. Fard, Y. Kim, B. Jeong, S.-J. Kim, J.-O. Baeg and J. Kim, *J. Am. Chem. Soc.*, 2020, **142**, 19142.
- 86 H. Takeda and O. Ishitani, *Coord. Chem. Rev.*, 2010, **254**, 346.
- 87 S. Sato, K. Koike, H. Inoue and O. Ishitani, *Photochem. Photobiol. Sci.*, 2007, **6**, 454.
- 88 Y. Tamaki, K. Watanabe, K. Koike, H. Inoue, T. Morimoto and O. Ishitani, *Faraday Discuss.*, 2012, **155**, 115.
- 89 A. Nakada, K. Koike, T. Nakashima, T. Morimoto and O. Ishitani, *Inorg. Chem.*, 2015, **54**, 1800.
- 90 Y. Tamaki, T. Morimoto, K. Koike and O. Ishitani, *Proc. Natl. Acad. Sci. U. S. A.*, 2012, **109**, 15673.
- 91 Y. Tamaki, K. Koike and O. Ishitani, *Chem. Sci.*, 2015, **6**, 7213.
- 92 Y. Tamaki and O. Ishitani, *Faraday Discuss.*, 2017, **198**, 319.
- 93 D. C. Fabry, H. Koizumi, D. Ghosh, Y. Yamazaki, H. Takeda, Y. Tamaki and O. Ishitani, *Organometallics*, 2020, **39**, 1511.
- 94 S. Sato, T. Morikawa, S. Saeki, T. Kajino and T. Motohiro, *Angew. Chem., Int. Ed.*, 2010, **49**, 5101.
- 95 T. M. Suzuki, H. Tanaka, T. Morikawa, M. Iwaki, S. Sato, S. Saeki, M. Inoue, T. Kajino and T. Motohiro, *ChemComm*, 2011, **47**, 8673.
- 96 M. S. Wrighton, A. B. Ellis, P. T. Wolczanski, D. L. Morse, H. B. Abrahamson and D. S. Ginley, *J. Am. Chem. Soc.*, 1976, **98**, 2774.
- 97 T. Arai, S. Sato, T. Kajino and T. Morikawa, *Energy Environ. Sci.*, 2013, **6**, 1274.
- 98 F. Yoshitomi, K. Sekizawa, K. Maeda and O. Ishitani, *ACS Appl. Mater. Interfaces*, 2015, **7**, 13092.
- 99 M. Liu, W. You, Z. Lei, G. Zhou, J. Yang, G. Wu, G. Ma, G. Luan, T. Takata, M. Hara, K. Domen and C. Li, *ChemComm*, 2004, 2192, DOI: 10.1039/B407892F.
- 100 K. Muraoka, H. Kumagai, M. Eguchi, O. Ishitani and K. Maeda, *ChemComm*, 2016, **52**, 7886.
- 101 A. Nakada, R. Kuriki, K. Sekizawa, S. Nishioka, J. J. M. Vequizo, T. Uchiyama, N. Kawakami, D. Lu, A. Yamakata, Y. Uchimoto, O. Ishitani and K. Maeda, *ACS Catal.*, 2018, **8**, 9744.
- 102 R. Kuriki, T. Ichibha, K. Hongo, D. Lu, R. Maezono, H. Kageyama, O. Ishitani, K. Oka and K. Maeda, *J. Am. Chem. Soc.*, 2018, **140**, 6648.
- 103 T. Oshima, T. Ichibha, K. S. Qin, K. Muraoka, J. J. M. Vequizo, K. Hibino, R. Kuriki, S. Yamashita, K. Hongo, T. Uchiyama, K. Fujii, D. Lu, R. Maezono, A. Yamakata, H. Kato, K. Kimoto, M. Yashima, Y. Uchimoto, M. Kakihana, O. Ishitani, H. Kageyama and K. Maeda, *Angew. Chem., Int. Ed.*, 2018, **57**, 8154.
- 104 A. Ishikawa, T. Takata, T. Matsumura, J. N. Kondo, M. Hara, H. Kobayashi and K. Domen, *J. Phys. Chem. B*, 2004, **108**, 2637.
- 105 H. Tatsumi, K. Teramura, Z. Huang, Z. Wang, H. Asakura, S. Hosokawa and T. Tanaka, *Langmuir*, 2017, **33**, 13929.
- 106 K. Muraoka, M. Eguchi, O. Ishitani, F. Cheviré and K. Maeda, *J. Energy Chem.*, 2021, **55**, 176.
- 107 K. Muraoka, T. Uchiyama, D. Lu, Y. Uchimoto, O. Ishitani and K. Maeda, *Bull. Chem. Soc. Jpn.*, 2019, **92**, 124.
- 108 K. Maeda, X. Wang, Y. Nishihara, D. Lu, M. Antonietti and K. Domen, *J. Phys. Chem. C*, 2009, **113**, 4940.
- 109 K. Maeda, K. Sekizawa and O. Ishitani, *ChemComm*, 2013, **49**, 10127.
- 110 H. Takeda, K. Koike, H. Inoue and O. Ishitani, *J. Am. Chem. Soc.*, 2008, **130**, 2023.
- 111 R. Kuriki, K. Sekizawa, O. Ishitani and K. Maeda, *Angew. Chem., Int. Ed.*, 2015, **54**, 2406.
- 112 R. Kuriki, H. Matsunaga, T. Nakashima, K. Wada, A. Yamakata, O. Ishitani and K. Maeda, *J. Am. Chem. Soc.*, 2016, **138**, 5159.
- 113 R. Kuriki, M. Yamamoto, K. Higuchi, Y. Yamamoto, M. Akatsuka, D. Lu, S. Yagi, T. Yoshida, O. Ishitani and K. Maeda, *Angew. Chem., Int. Ed.*, 2017, **56**, 4867.
- 114 K. Maeda, D. An, C. S. Kumara Ranasinghe, T. Uchiyama, R. Kuriki, T. Kanazawa, D. Lu, S. Nozawa, A. Yamakata, Y. Uchimoto and O. Ishitani, *J. Mater. Chem. A*, 2018, **6**, 9708.
- 115 J. Liu, T. Zhang, Z. Wang, G. Dawson and W. Chen, *J. Mater. Chem.*, 2011, **21**, 14398.
- 116 K. Maeda, D. An, R. Kuriki, D. Lu and O. Ishitani, *Beilstein J. Org. Chem.*, 2018, **14**, 1806.
- 117 A. Karakulina, A. Gopakumar, İ. Akçok, B. L. Roullet, T. LaGrange, S. A. Katsyuba, S. Das and P. J. Dyson, *Angew. Chem., Int. Ed.*, 2016, **55**, 292.
- 118 Y. Zhang, N. Hatami, N. S. Lange, E. Ronge, W. Schilling, C. Jooss and S. Das, *Green Chem.*, 2020, **22**, 4516.
- 119 P. Hirapara, D. Riemer, N. Hazra, J. Gajera, M. Finger and S. Das, *Green Chem.*, 2017, **19**, 5356.
- 120 D. Riemer, P. Hirapara and S. Das, *ChemSusChem*, 2016, **9**, 1916.
- 121 D. Riemer, B. Mandaviya, W. Schilling, A. C. Götz, T. Kühl, M. Finger and S. Das, *ACS Catal.*, 2018, **8**, 3030.
- 122 W. Schilling and S. Das, *ChemSusChem*, 2020, **13**, 6246.
- 123 F. D. Bobbink, S. Das and P. J. Dyson, *Nat. Protoc.*, 2017, **12**, 417.
- 124 S. Das, Y. Li, L.-Q. Lu, K. Junge and M. Beller, *Chem. – Eur. J.*, 2016, **22**, 7050.

- 125 W. Schilling and S. Das, *Tetrahedron Lett.*, 2018, **59**, 3821.
- 126 Y. Zhang, T. Zhang and S. Das, *Green Chem.*, 2020, **22**, 1800.
- 127 M. Hulla, S. M. A. Chamam, G. Laurenczy, S. Das and P. J. Dyson, *Angew. Chem., Int. Ed.*, 2017, **56**, 10559.
- 128 D. Riemer, W. Schilling, A. Goetz, Y. Zhang, S. Gehrke, I. Tkach, O. Hollóczki and S. Das, *ACS Catal.*, 2018, **8**, 11679.
- 129 Y. Zhang, D. Riemer, W. Schilling, J. Kollmann and S. Das, *ACS Catal.*, 2018, **8**, 6659.
- 130 W. Schilling, D. Riemer, Y. Zhang, N. Hatami and S. Das, *ACS Catal.*, 2018, **8**, 5425.
- 131 J. Kollmann, Y. Zhang, W. Schilling, T. Zhang, D. Riemer and S. Das, *Green Chem.*, 2019, **21**, 1916.
- 132 T. Zhang, Y. Zhang and S. Das, *ChemCatChem*, 2020, **12**, 6173.
- 133 Y. Zhang, W. Schilling, D. Riemer and S. Das, *Nat. Protoc.*, 2020, **15**, 822.
- 134 W. Schilling, Y. Zhang, D. Riemer and S. Das, *Chem. – Eur. J.*, 2020, **26**, 390.
- 135 Y. Zhang, W. Schilling and S. Das, *ChemSusChem*, 2019, **12**, 2898.
- 136 Y. Wang, X. Shang, J. Shen, Z. Zhang, D. Wang, J. Lin, J. C. S. Wu, X. Fu, X. Wang and C. Li, *Nat. Commun.*, 2020, **11**, 3043.