



Organic &
Biomolecular
Chemistry

Metallocenium Incorporated Charge-Enhanced Thiourea Catalysts

Journal:	<i>Organic & Biomolecular Chemistry</i>
Manuscript ID	OB-COM-12-2023-002007.R1
Article Type:	Communication
Date Submitted by the Author:	21-Jan-2024
Complete List of Authors:	Blechschmidt, Daniel; University of Minnesota, Chemistry Mergendahl, Cal; University of Minnesota, Chemistry Kass, Steven; University of Minnesota, Chemistry

SCHOLARONE™
Manuscripts

Metalloccenium Incorporated Charge-Enhanced Thiourea Catalysts

Daniel R. Blechschmidt, Cal Mergendahl, and Steven R. Kass*

Department of Chemistry, University of Minnesota, 207 Pleasant Street SE, Minneapolis, MN 55455, USA

*To whom correspondence should be addressed. E-mail: kass@umn.edu

Abstract: Several metallocenium derivatives were prepared including *N*-ferrocenium-*N*'-phenylthiourea tetrakis-[3,5-bis(trifluoromethyl)phenyl]borate (BAr^{F}_4 , **4a**), *N*-methylferrocenium-*N*'-phenylthiourea BAr^{F}_4 (**4b**) and *N*-cobaltocenium-*N*'-phenylthiourea BAr^{F}_4 (**5**). These compounds are competent catalysts for the Friedel-Crafts alkylation of indoles with *trans*- β -nitrostyrenes, and are much more active than their reduced non-charged forms. The iron derivatives are less stable than the cobalt analog and were generated and used in situ whereas the cobalt-containing thiourea was isolated and characterized by x-ray crystallography. All three of these metallocenium salts have Lewis and Brønsted acidic sites which were exploited in tandem to afford charge-activated catalysts.

Introduction

Thioureas are prized catalysts for their ability to interact with a wide variety of substrates by forming complexes held together by two hydrogen bonds.¹ They are generally less active than metal-based Lewis acids, and the development of derivatives that lead to faster reactions are of considerable interest. The most notable species in this regard is *N,N'*-bis(3,5-bis(trifluoromethyl)phenyl)thiourea ((3,5-(CF₃)₂C₆H₃NH)₂CS) also known as Schreiner's thiourea (**1**).^{2,3} It employs two 3,5-bis(trifluoromethyl)phenyl rings as electron-withdrawing groups to increase its acidity and improve its catalytic efficiency. Substitution of one of the aryl rings by a chiral group reduces the activity of the resulting catalyst, but it has proved to be an effective strategy for carrying out numerous enantioselective transformations.⁴⁻⁹

An alternative approach for increasing the efficacy of thiourea catalysts is to incorporate a positively charged substituent in lieu of a 3,5-bis(trifluoromethyl)phenyl ring.¹⁰ One cationic center in the absence of additional electron-withdrawing groups such as in **2** (Fig. 1) was found to afford catalysts that outperform Schreiner's thiourea with its four electron-withdrawing CF₃ groups. Asymmetry was also exploited to carry out enantioselective transformations by replacing the phenyl ring in **2** with (1*S*,2*R*)-*cis*-1-amino-2-indanol to give **3**.^{11,12}

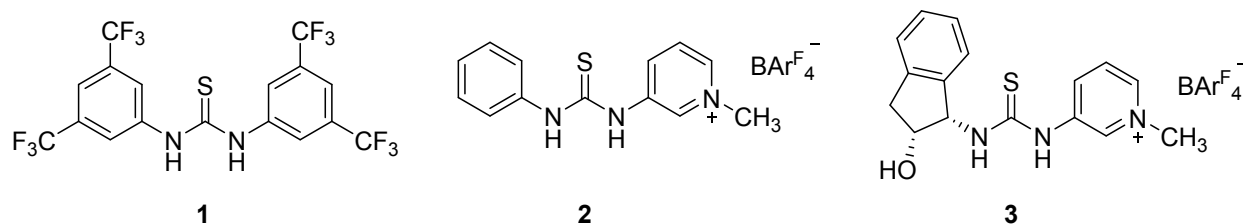


Fig. 1 Previously studied thiourea catalysts.

Substituted metallocenium salts were recently reported, and these homogeneous Lewis acid catalysts are air and water tolerant.¹³ This raised the possibility of appending an organocatalyst to the metallocenium framework to develop enhanced bi-, tri-, or multifunctional catalysts. In this study, we report our initial efforts in combining a thiourea with a metallocenium ion.¹⁴ This includes the preparation of *N*-ferrocenium-*N'*-phenylthiourea tetrakis[3,5-bis(trifluoromethyl)phenyl]-borate (BAr^{F_4}) (**4a**), *N*-methylferrocenium-*N'*-phenylthiourea BAr^{F_4} (**4b**), and *N*-cobaltocenium-*N'*-phenylthiourea BAr^{F_4} (**5**) (Fig. 2) along with their catalytic activity in the Friedel-Crafts alkylation of *trans*- β -nitrostyrenes with indoles.

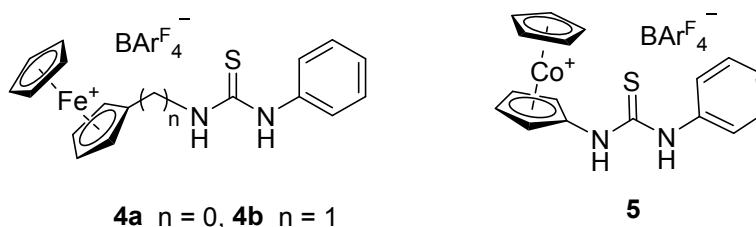
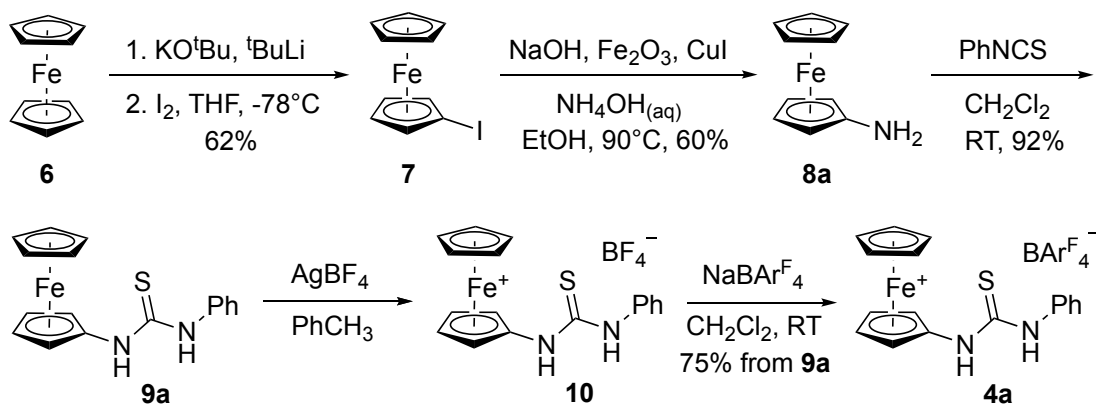


Fig. 2 Thiourea incorporated metallocenium salts explored in this work.

Results and discussion

Thiourea **4a** was synthesized starting with ferrocene (**6**) as illustrated in Scheme 1. Iodination of **6** was carried out as described by Roemer and Nijhuis¹⁵ but a more convenient work-up procedure adapted from Goeltz and Kubiak was used.¹⁶ It involves the oxidation of residual ferrocene but not iodoferrocene by ferric chloride enabling the resulting ferrocenium ion to be removed by aqueous extraction. Substitution of the iodine in **7** by an amino group was subsequently accomplished using an iron and copper cocatalyst system developed by Gasser and coworkers.¹⁷ This product (**8a**) was reacted with phenylisothiocyanate to afford the desired thiourea **9a**.

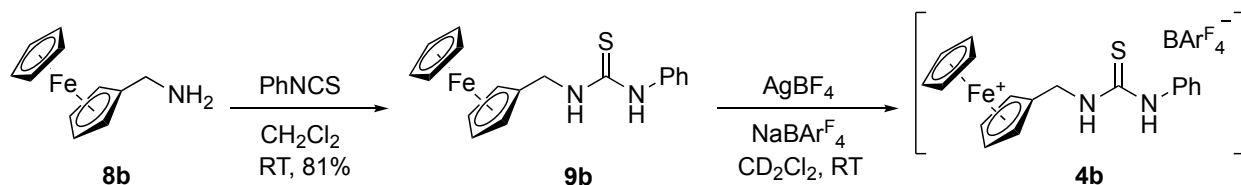


Scheme 1 Synthetic route for the preparation of *N*-ferrocenium-*N'*-phenylthiourea (**4a**).

Oxidation of the metal center occurred readily, but isolation of clean material (**10**) proved to be difficult as indicated by a colorimetric change in the reaction solution from dark green to brown upon concentration. Salt metathesis of the resulting material with a slight excess (1.1 equiv.) of sodium BArF_4 afforded **4a** with varying purity. Consequently, in situ generation of this salt is preferred. This was accomplished by combining solid samples of AgBF_4 , NaBArF_4 , and **9a** under an argon atmosphere and then adding dry CH_2Cl_2 to dissolve the reactants. This enables the oxidation process to be conveniently monitored by a change in color from orange to dark green. After 5 min of stirring, the product solution was passed through a syringe filter and **4a** was ready for use in catalytic reactions.

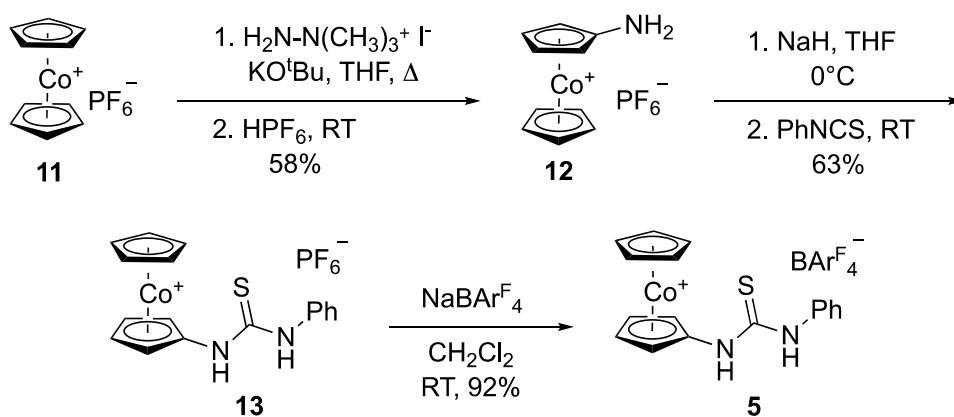
To assess the effect of a methylene spacer between the thiourea and substituted cyclopentadienyl ring in **4a**, we decided to synthesize **4b**. This was accomplished by carrying out a reductive amination starting with commercially available ferrocenecarboxaldehyde. Conversion to its oxime followed by treatment with lithium aluminum hydride using previously reported procedures afforded ferrocenylmethylaniline (**8b**).^{18,19} It was transformed to *N*-ferrocenylmethyl-*N'*-phenylthiourea (**9b**) and oxidized in situ to the desired ferrocenium BArF_4^- salt **4b** using the

same methods as were used in the preparation of **4a** (Scheme 2). Isolation of the oxidized BF_4^- and $\text{BAr}^{\text{F}_4}_4^-$ salts may be possible but in situ formation of **4b** via our general procedure is simpler and was sufficient for our needs.



Scheme 2 Synthetic route for the preparation of *N*-ferroceniummethyl-*N'*-phenylthiourea (**4b**).

Cobaltocenium hexafluorophosphate (**11**) is a known compound which undergoes amination with 1,1,1-trimethylhydrazinium iodide to afford aminocobaltocenium hexafluorophosphate (**12**, Scheme 3).^{20,21} The reduced nucleophilicity of this amine due to the positively-charged cobalt center accounts for why the desired thiourea **13** was not formed upon reaction with phenylisothiocyanate. This difficulty was overcome by exploiting an approach by Heinze and



Scheme 3 Synthetic route for the preparation of *N*-cobaltocenium-*N'*-phenylthiourea $\text{BAr}^{\text{F}_4}_4^-$ (**5**).

coworkers for synthesizing bimetalloenes in which the aminocobaltocenium ion **12** is deprotonated with sodium hydride to give a more nucleophilic zwitterionic intermediate that can be trapped with electrophiles.²² In this way, **12** was coupled to phenylisothiocyanate to yield the desired product, *N*-cobaltocenium-*N'*-phenylthiourea hexafluorophosphate (**13**). Salt metathesis with NaBAr^F₄ in dichloromethane enabled the PF₆⁻ counteranion to be replaced by BAr^F₄⁻, and upon trituration into hexanes, clean samples of **5** were obtained.

Suitable crystals of **13** for x-ray diffraction were grown by vapor diffusion of diethyl ether into a concentrated 1,2-dichloroethane solution of the cobaltocenium-derived thiourea over the course of several days. The unit cell of the crystallographic structure contains two unique forms of the ion pair, but for clarity only one of which is displayed in Figure 3. In this structure the phenyl ring is rotated 50° relative to the plane defined by the thiouriedo group, and a smaller 6° twist is observed between the thiourea and its attached cyclopentadienyl ring. These angles are 42° and 12°, respectively, in the second structure that is omitted in the figure. Most notably, the sulfur atom interacts with an ortho hydrogen on the phenyl group (S⋯H = 2.504 Å) and α-H on the substituted cyclopentadienyl ring (S⋯H = 2.709 Å). These interactions are observed in both structures in the unit cell, moreover, similar bond networks were reported by Etter and coworkers in their studies on the solid state structures of a variety of phenyl-substituted (thio)ureas.^{23,24} In addition, the enhanced reactivity of Schreiner's thiourea relative to derivatives without the electron-withdrawing trifluoromethyl groups is commonly attributed to similar interactions between the sulfur and an ortho-hydrogen on each aryl ring.^{4,25} It is also worth noting that in the crystal structure there are two N–H hydrogen bond interactions with two fluorines of the hexafluorophosphate counteranion (i.e., N–H⋯F distances of 2.109 and 2.564 Å are observed in the structure illustrated in Figure 3).

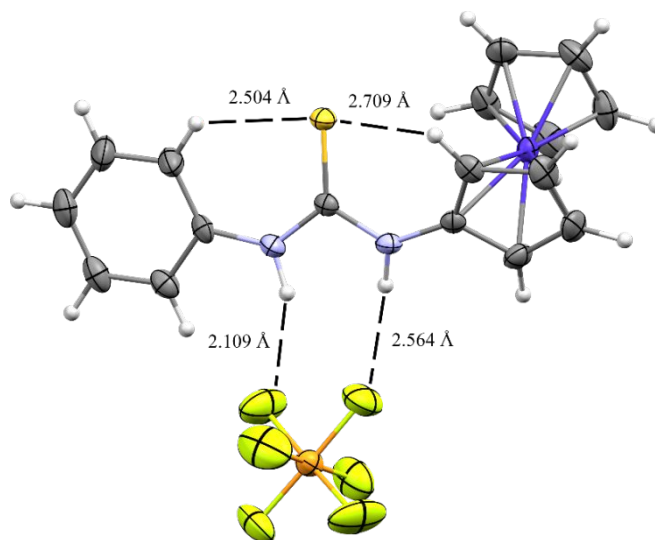


Fig. 3 X-ray crystallographic structure of **13**, where the hydrogen atoms are drawn as fixed size spheres and all other atoms are shown as thermal ellipsoids at the 50% probability level. A second structure in the unit cell is omitted for clarity, but the full unit cell is depicted in the supporting information (Figure S26).

To assess the catalytic activity of **4a**, **4b**, and **5**, the Friedel-Crafts alkylation of *N*-methylindole with *trans*- β -nitrostyrene was examined under pseudo-first-order conditions (eq. 1). This transformation is useful for the preparation of 3-substituted indoles and the synthesis of biologically active compounds.^{6,26} It also has been used as a benchmark for a variety of catalysts including $\text{BAr}^{\text{F}}_4^-$ salts of ferrocenium (FeCp_2^+) and cobaltocenium (CoCp_2^+) ions.¹³ Non-charged thiourea **9a** and $\text{CoCp}_2^+ \text{BAr}^{\text{F}}_4^-$ were not observed to be competent catalysts for the Friedel-Crafts reaction under the employed conditions. In contrast, **4a**, **4b**, and **5** were effective, and their rate constants for this process were subsequently determined (Table 1).

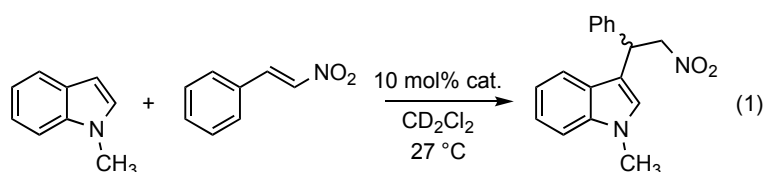


Table 1 Kinetic data for the catalyzed Friedel-Crafts reaction between *N*-methylindole and *trans*- β -nitrostyrene^a

Catalyst	k (h ⁻¹)	$t_{1/2}$ (h)	k_{rel}
9a and CoCp ₂ ⁺ BAr ^F ₄ ⁻ ^b	0.00019	3700	1.0
1	0.024	29	130
2	0.060	12	320
4a ^c	0.072	9.7	380
4b ^c	0.052	13	270
FeCp ₂ ⁺ BAr ^F ₄ ⁻ ^d	0.048	14	250
5	0.043	16	230
Co(C ₅ H ₅)C ₅ H ₄ CO ₂ Me ⁺ BAr ^F ₄ ⁻ ^d	0.0028	250	15

^aReactions were carried out in CD₂Cl₂ at 27 °C with 10 mol% catalyst loadings and 50 and 500 mM concentrations of *N*-methylindole and *trans*- β -nitrostyrene, respectively. Rate constants are the average of 2 or 3 determinations. ^bNo product was observed after 48 hr with the cobalt catalyst and a 0.6% conversion was found with **9a** after 95 hr. Consequently, the previously reported background rate (ref. 13) is given.

^cThe catalyst was generated in situ. ^dReference 13.

Multiple experiments with isolated samples of **4a** gave reaction half-lives spanning from 9.7 to 18 hrs. This variation is primarily due to the variable amount of catalyst decomposition that occurred upon its isolation. More reproducible and reliable data were obtained by generating **4a** in situ. This led to faster transformations and a narrower range of 9.1 to 10 h for the reaction half-life, which corresponds to a 400-fold rate enhancement relative to **9a** and the background reaction rate. It also represents a threefold improvement over Schreiner's thiourea and increases of 1.2 and 1.5 times relative to **2** and FeCp₂⁺ BAr^F₄⁻, respectively. Insertion of a methylene spacer between the cyclopentadienyl ring and the thiouriedo group leads to a modest reduction in rate, but the resulting catalyst is still a factor of two more active than **1**.

Cobaltocenium-containing thiourea **5** is marginally less active than the ferrocenium derived analogs. The latter species may be acting solely as Lewis acids that presumably bind to *trans*- β -nitrostyrene to activate it towards nucleophilic attack, but it appears that **5** is functioning as a hydrogen bond catalyst. This conclusion is based upon the observation that $\text{CoCp}_2^+ \text{BarF}_4^-$ does not promote the Friedel-Crafts test reaction and **5** is 15 times more active than $\text{Co}(\text{C}_5\text{H}_5)\text{C}_5\text{H}_4\text{CO}_2\text{Me}^+ \text{BarF}_4^-$, even though the latter species has an electron-withdrawing substituent that should increase the Lewis acidity of the metal. A plausible B3LYP/6-31G(d,p) transition structure for this process was computed in the absence of the weakly coordinating BarF_4^- counteranion and is illustrated in Figure 4. This structure is consistent with previous reports suggesting that thioureas electrophilically activate *trans*- β -nitrostyrene by forming hydrogen bonds with the nitro group.^{27,28}

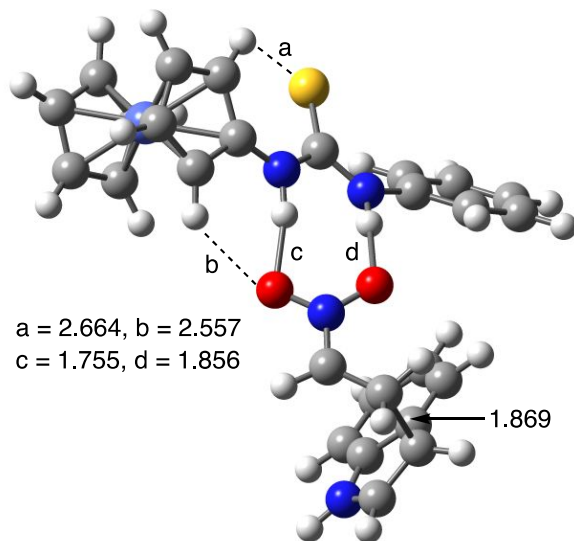
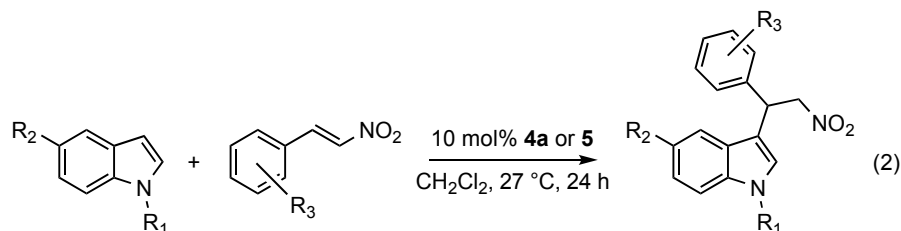


Fig. 4 Computed B3LYP/6-31G(d,p) transition structure for the Friedel-Crafts reaction of *trans*- β -nitrostyrene with indole catalyzed by **5**⁺.

To assess the broader reactivity and applicability of these catalysts, a substrate scope for the Friedel-Crafts reaction with several indoles and *trans*- β -nitrostyrene derivatives was carried out with **4a** and **5** (eq. 2). The reaction conditions were not optimized, instead those used for the kinetic



study were employed. Reaction conversions and yields by qNMR²⁹ were determined at 27 °C by ¹H NMR after 24 h with **4a** (Table 2). These clean transformations did not lead to noticeable

Table 2. Substrate scope for the Friedel-Crafts reaction of indoles and *trans*- β -nitrostyrenes using in-situ generated ferrocenium catalyst **4a**.

Reactants			Conv. (yield) ^a
R ₁	R ₂	R ₃	
CH ₃	H	H	81% (77%)
H	H	H	26% (22%)
H	OCH ₃	H	45% (43%)
H	Cl	H	7% (6%)
H	H	2-Cl	51% (38%)
H	H	3-Br	35% (29%)
H	H	4-OCH ₃	19% (14%)

^aYields were determined by qNMR and are given in parentheses.

byproducts but the catalyst is sensitive and undergoes varying amounts of decomposition over the course of the reaction as indicated by color changes from green or yellow-green at t = 0 to red or brown at t = 24 h. This also led to variable reaction conversions and product yields from experiment

to experiment. Average values of 2 to 5 determinations for each entry are given in Table 2. The highest conversion (81%) to product was with *N*-methylindole and *trans*- β -nitrostyrene. Low to modest yields were obtained with the other substrates, but in general electron-donating substituents on the nucleophilic indole and electron-withdrawing groups on the electrophilic *trans*- β -nitrostyrene led to more efficient transformations.

Cobaltocenium thiourea **5** is more stable than **4a** and did not undergo any noticeable decomposition, which led to reproducible results from experiment to experiment. It is a less active catalyst, however, which led to a reduced product conversion for the alkylation of indole with *trans*- β -nitrostyrene (i.e., 7% (**5**) vs 26% (**4a**)). It was noted that a mixture of indole and *trans*- β -nitrostyrene forms a eutectic mixture that is partially liquid at room temperature, fortunately because this enables solvent-free reactions to be carried out (Table 3). A significant rate enhancement leading to a 91% conversion under solvent-free conditions was obtained in contrast to 18% when the catalyst was omitted. *N*-Methylindole is a slightly better substrate (97% conversion) and 5-methoxyindole (91%) is equally effective. An electron withdrawing chlorine

Table 3. Substrate scope for the Friedel-Crafts reaction of indoles and *trans*- β -nitrostyrenes using cobaltocenium thiourea **5**.

Reactants			Conv.
R ₁	R ₂	R ₃	
H	H	H	18% (no cat.)
H	H	H	91%
CH ₃	H	H	97%
H	OCH ₃	H	91%
H	Cl	H	35%
H	H	2-Cl	80%
H	H	3-Br	57%
H	H	4-OCH ₃	8%

atom at the 5-position of indole, however, reduces the efficiency of the reaction (35%). In contrast, electron withdrawing groups are more effective than electron donating substituents on the phenyl ring of *trans*- β -nitrostyrene (i.e., R_3 = 2-Cl, 3-Br, and 4-MeO afford 80, 57, and 8% conversions, respectively).

Conclusions

In this work, robust synthetic methods for the generation of metallocenium-containing thioureas were developed. All compounds were found to be effective catalysts in a Friedel-Crafts alkylation reaction outperforming neutral analog **9a** and Schreiner's thiourea, a prized organocatalyst. In-situ generated **4a** was the most active species studied, and when **4b** was used instead only a marginally slower reaction rate was observed despite the increased distance between the acidic N – H hydrogens and the charged iron center. Thiourea **5** provided greater rate enhancements compared to previously explored cobaltocenium derivatives, and it displayed better stability than the ferrocenium-containing species. It also functions as an organocatalyst that may exploit both Lewis and Brønsted acidic sites. This study lays the foundation for the development of charged-enhanced asymmetric thiourea catalysts with redox active metal centers for carrying out enantioselective transformations that exploit the rigidity and various modes of chirality that can be introduced into a metallocene.

Conflicts of interest

There are no conflicts to declare.

Acknowledgements

We thank Drs. Brendan J. Graziano and Victor G. Young, Jr. of the X-Ray Crystallographic Laboratory for determining the reported X-Ray crystal structure. Generous support from the National Science Foundation (CHE-1955186), the donors of the American Chemical Society Petroleum Research Fund (ACS PRF 65096-ND4), and the Minnesota Supercomputing Institute for Advanced Computational Research are also gratefully acknowledged.

Notes and references

1. S. J. Connon, Organocatalysis Mediated by (Thio)urea Derivatives, *Chem. - Eur. J.*, 2006, **12**, 5418–5427.
2. P. R. Schreiner and A. Wittkopp, H-Bonding Additives Act Like Lewis Acid Catalysts, *Org. Lett.*, 2002, **4**, 217–220.
3. P. R. Schreiner, Metal-Free Organocatalysis Through Explicit Hydrogen Bonding Interactions, *Chem. Soc. Rev.*, 2003, **32**, 289–296.
4. A. Wittkopp and P. R. Schreiner, Metal-Free, Noncovalent Catalysis of Diels–Alder Reactions by Neutral Hydrogen Bond Donors in Organic Solvents and in Water, *Chem. - Eur. J.*, 2003, **9**, 407–414.
5. N. Vallavoju, S. Selvakumar, S. Jockusch, M. T. Prabhakaran, M. P. Sibi and J. Sivaguru, Evaluating Thiourea Architecture for Intramolecular [2+2] Photocycloaddition of 4-Alkenylcoumarins, *Adv. Synth. Catal.*, 2014, **356**, 2763–2768.
6. R. P. Herrera, V. Sgarzani, L. Bernardi and A. Ricci, Catalytic Enantioselective Friedel–Crafts Alkylation of Indoles with Nitroalkenes by Using a Simple Thiourea Organocatalyst, *Angew. Chem., Int. Ed.*, 2005, **44**, 6576–6579.

7. M. Stodulski, S. V. Kohlhepp, G. Raabe and T. Gulder, Exploration of the Bis(thio)urea-Catalyzed Atropselective Synthesis of Marinopyrrole A, *Eur. J. Org. Chem.*, 2016, **2016**, 2170–2176.
8. A. Shokri, X.-B. Wang and S. R. Kass, Electron-Withdrawing Trifluoromethyl Groups in Combination with Hydrogen Bonds in Polyols: Brønsted Acids, Hydrogen-Bond Catalysts, and Anion Receptors, *J. Am. Chem. Soc.*, 2013, **135**, 9525–9530.
9. A. Alcaine, E. Marqués-López, P. Merino, T. Tejero and R. P. Herrera, Thiourea Catalyzed Organocatalytic Enantioselective Michael Addition of Diphenyl Phosphite to Nitroalkenes, *Org. Biomol. Chem.*, 2011, **9**, 2777–2783.
10. M. Samet, J. Buhle, Y. Zhou and S. R. Kass, Charge-Enhanced Acidity and Catalyst Activation, *J. Am. Chem. Soc.*, 2015, **137**, 4678–4680.
11. Y. Fan and S. R. Kass, Electrostatically Enhanced Thioureas, *Org. Lett.*, 2016, **18**, 188–191.
12. Y. Fan, C. Payne and S. R. Kass, Quantification of Catalytic Activity for Electrostatically Enhanced Thioureas via Reaction Kinetics and UV–vis Spectroscopic Measurement, *J. Org. Chem.*, 2018, **83**, 10855–10863.
13. D. R. Blechschmidt, A. Lovstedt and S. R. Kass, Metallocenium Lewis Acid Catalysts for Use in Friedel–Crafts Alkylation and Diels–Alder Reactions, *Organometallics*, 2022, **41**, 2648–2655.
14. For a related study, see: A. Scherer, T. Mukherjee, F. Hampel and J. A. Gladysz, Metal-Templated Hydrogen Bond Donors as “Organocatalysts” for Carbon–Carbon Bond Forming Reactions: Syntheses, Structures, and Reactivities of 2-Guanidinobenzimidazole Cyclopentadienyl Ruthenium Complexes, *Organometallics*, 2014, **33**, 6709–6722.

15. M. Roemer and C. A. Nijhuis, Syntheses and Purification of the Versatile Synthons Iodoferrocene and 1,1'-Diiodoferrocene, *Dalton Trans.*, 2014, **43**, 11815–11818.
16. J. C. Goeltz and C. P. Kubiak, Facile Purification of Iodoferrocene, *Organometallics*, 2011, **30**, 3908–3910.
17. A. Leonidova, T. Joshi, D. Nipkow, A. Frei, J. E. Penner, S. Konatschnig, M. Patra and G. Gasser, An Environmentally Benign and Cost-Effective Synthesis of Aminoferrocene and Aminoruthenocene, *Organometallics*, 2013, **32**, 2037–2040.
18. N. H. Evans, C. J. Serpell, N. G. White and P. D. Beer, A 1,2,3,4,5-Pentaphenylferrocene-Stoppered Rotaxane Capable of Electrochemical Anion Recognition, *Chem. - Eur. J.*, 2011, **17**, 12347–12354.
19. S. Huikai, W. Qingmin, H. Runqiu, L. Heng and L. Yonghong, Synthesis and Biological Activity of Novel Cyanoacrylates Containing Ferrocenyl Moiety, *J. Organomet. Chem.*, 2002, **655**, 182–185.
20. S. Vanicek, H. Kopacka, K. Wurst, T. Müller, H. Schottenberger and B. Bildstein, Chemoselective, Practical Synthesis of Cobaltocenium Carboxylic Acid Hexafluorophosphate, *Organometallics*, 2014, **33**, 1152–1156.
21. M. Jochriem, D. Bosch, H. Kopacka and B. Bildstein, Direct Amination of Cobaltocenium Hexafluoridophosphate via Vicarious Nucleophilic Substitution, *Organometallics*, 2019, **38**, 2278–2279.
22. M. Lauck, C. Förster and K. Heinze, *N*-Cobaltocenium Amide as Reactive Nucleophilic Reagent for Donor–Acceptor Bimetalloenes, *Organometallics*, 2017, **36**, 4968–4978.
23. M. C. Etter and T. W. Panunto, 1,3-Bis(*M*-Nitrophenyl)Urea: An Exceptionally Good Complexing Agent For Proton Acceptors, *J. Am. Chem. Soc.*, 1988, **110**, 5896–5897.

24. M. C. Gimeno and R. P. Herrera, Hydrogen Bonding Networks in Chiral Thiourea Organocatalysts: Evidence on the Importance of the Aminoindanol Moiety, *Cryst. Growth Des.*, 2016, **16**, 5091–5099.
25. For recent discussions about thiourea conformational preferences, see: (a) L. Rummel, M. H. J. Domanski, H. Hausmann, J. Becker and P. R. Schreiner, London Dispersion Favors Sterically Hindered Diarylthiourea Conformers in Solution, *Angew. Chem. Int. Ed.* 2022, **61**, e202204393 (1-8); (b) A. A. Ehrhard, L. Gunkel, S. Jäger, A. C. Sell, Y. Nagata and J. Hunger, Elucidating Conformation and Hydrogen-Bonding Motifs of Reactive Thiourea Intermediates, *ACS Catal.* 2022, **12**, 12689-12700; (c) A. Supady, S. Hecht and C. Baldauf, About Underappreciated Yet Active Conformations of Thiourea Organocatalysts, *Org. Lett.* 2017, **19**, 4199-4202.
26. (a) E. M. Fleming, Novel Axially Chiral Bis-Arylthiourea-based Organocatalysts for Asymmetric Friedel–Crafts Type Reactions, *Tett. Lett.* 2006, **47**, 7037-7042; (b) M. Ganesh and D. Seidel, Catalytic Enantioselective Additions of Indoles to Nitroalkenes, *J. Am. Chem. Soc.* 2008, **130**, 16464-16465; (c) J. Itoh, K. Fuchibe and T. Akiyama, Chiral Phosphoric Acid Catalyzed Enantioselective Friedel–Crafts Alkylation of Indoles with Nitroalkenes: Cooperative Effect of 3 Å Molecular Sieves, *Angew. Chem. Int. Ed.* 2008, **47**, 4016-4018; (d) J. Ma and S. R. Kass, Electrostatically Enhanced Phosphoric Acids and Their Applications in Asymmetric Friedel–Crafts Alkylations, *J. Org. Chem.* 2019, **84**, 11125-11134.
27. D. Roca-López, E. Marqués-López, A. Alcaine, P. Merino, and R. P. Herrera, A Friedel–Crafts Alkylation Mechanism Using An Aminoindanol-Derived Thiourea Catalyst, *Org. Biomol. Chem.*, 2014, **12**, 4503–4510.

28. Y. Fan and S. R. Kass, Enantioselective Friedel–Crafts Alkylation between Nitroalkenes and Indoles Catalyzed by Charge Activated Thiourea Organocatalysts, *J. Org. Chem.* 2017, **82**, 13288-13296.
29. (a) G. Maniara, K. Rajamoorthi, S. Rajan, and G. W. Stockton, Method Performance and Validation for Quantitative Analysis by ^1H and ^{31}P NMR Spectroscopy. Applications to Analytical Standards and Agricultural Chemicals, *Anal. Chem.* 1998, **70**, 4921-4928; (b) S. K. Bharti and R. Roy, Quantitative ^1H NMR Spectroscopy, *Trends Anal. Chem.* 2012, 5-25; (c) B. U. Jaki, A. Bzhelyansky and G. F. Pauli, Quantitative NMR (qNMR) for Pharmaceutical Analysis: The Pioneering Work of George Hanna at the US FDA, *Magn. Reson. Chem.* 2021, **59**, 7-15.