

Polymer Chemistry

Accepted Manuscript



This is an *Accepted Manuscript*, which has been through the Royal Society of Chemistry peer review process and has been accepted for publication.

Accepted Manuscripts are published online shortly after acceptance, before technical editing, formatting and proof reading. Using this free service, authors can make their results available to the community, in citable form, before we publish the edited article. We will replace this *Accepted Manuscript* with the edited and formatted *Advance Article* as soon as it is available.

You can find more information about *Accepted Manuscripts* in the [Information for Authors](#).

Please note that technical editing may introduce minor changes to the text and/or graphics, which may alter content. The journal's standard [Terms & Conditions](#) and the [Ethical guidelines](#) still apply. In no event shall the Royal Society of Chemistry be held responsible for any errors or omissions in this *Accepted Manuscript* or any consequences arising from the use of any information it contains.



Synthesis, properties and performance of organic polymers employed in flocculation applications

Received 00th January 2015,
Accepted 00th January 2015

DOI: 10.1039/x0xx00000x

www.rsc.org/polymers

Vu H. Dao,^a Neil R. Cameron^{*bc} and Kei Saito^{*a}

Flocculation is a common technique that is widely used in many industrial applications to promote solid-liquid separation processes. The addition of a polymeric flocculant allows for destabilization of suspended colloidal particles, and thus significantly increases their sedimentation rate. Polymeric flocculants are generally divided into four categories, which include non-ionic, cationic, anionic, and amphoteric polymers. This minireview article summarises important information on the recent design and synthesis of polymeric materials from these four categories. In addition, their properties and flocculation efficiency are also presented and discussed.

1. Introduction

Over the past few decades, a higher demand for industrial products has led to a significant increase in generation rate of industrial effluents. The wastewater coming from these industrial processes contains large quantities of finely dispersed solids, organic and inorganic particles, as well as metal ions and other impurities.^{1,2} Separation and removal of these particles is challenging due to their small particle size and the presence of surface charges, which create interparticle repulsion, and thus a stable colloidal suspension is established over an extended period of time.³⁻⁵ Amongst numerous solid-

liquid separation processes, flocculation is commonly used to promote and optimize solid-liquid separation of colloidal suspensions in many industrial processes, such as mining and mineral processing, wastewater treatment, pulp and paper processing, and biotechnology.⁶

1.1 Type of flocculants

The term flocculant generally includes both natural and synthetic water-soluble polymers, and the latter has gained tremendous interest from industry due to their ability to create strong and large solid aggregates, allowing for the solid flocs to be easily removed from the wastewater.⁶ In addition, these flocculants are highly cost efficient due to their low dosage requirement and easy handling process.^{7,8} However, as synthetic flocculants are usually non-biodegradable, the majority of recent studies have extensively focused on combining the best properties of both synthetic and natural polymers, to potentially create environmentally friendly

^a School of Chemistry, Monash University, Clayton VIC 3800, Australia. E-mail: kei.saito@monash.edu; Tel: +61 3 9905 4600; Fax: +61 3 9905 8501.

^b Department of Materials Science and Engineering, Monash University, Clayton VIC 3800, Australia. E-mail: neil.cameron@monash.edu; Tel: +61 3 9902 0774.

^c School of Engineering, University of Warwick, Coventry, CV4 7AL, U.K.

floculants, while having longer shelf life and higher efficiency compared to traditional natural flocculants.² The term flocculation efficiency used in this review refers to a polymer's ability to induce optimal flocculation, and this factor is typically evaluated based on two main factors: clarity of the upper flow and settlement rate of the flocculated particles.⁹

Polymeric flocculants are typically classified based on their ionic character: non-ionic, cationic, anionic and amphoteric.² Commercial flocculants are often based on polyacrylamide (PAM) and its derivatives since acrylamide (AM) is one of the most reactive monomers to undergo radical polymerization, thus allowing ultra-high molecular weight polymers to be built easily.⁵ In addition, AM is cost effective and highly soluble in water (2150 g/L at 30°C).⁵ Apart from PAM, non-ionic flocculants are also based on polyethylene oxide (PEO), polyvinyl alcohol and polyvinylpyrrolidone.⁶ Cationic flocculants are often based on polydiallyldimethylammonium chloride, cationic polyacrylamide (CPAM) and polyethylene imine, and most anionic flocculants are homopolymers or AM copolymers of ammonium or alkali metal salts of acrylic acid (AA).^{1,6} Anionic monomers such as methacrylic acid and 2-acrylamido-2-methyl-1-propanesulfonic acid (AMPS) are also often used in copolymerization with AM to produce anionic flocculants.¹ Amphoteric polymers contain both cationic and anionic functional groups, and have recently emerged as promising candidates for flocculation applications.

1.2 Mechanisms of flocculation

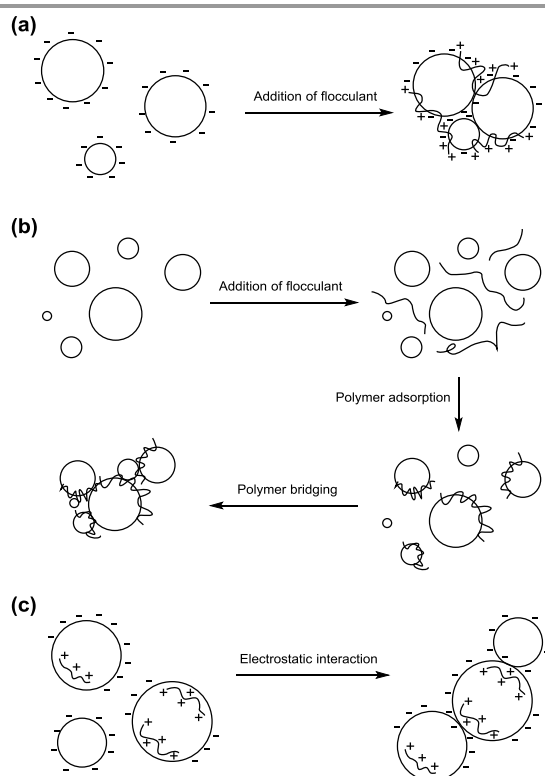
Numerous mechanisms for flocculation have been studied and reported in various literatures; the most common of which include charge neutralization, polymer bridging and electrostatic patch.^{1-3,6,8} Charge neutralization is most effective when the polymer has an opposite charge to that of the colloidal particles.⁶ This therefore allows for neutralization of the particle's surface charge, and hence destabilizes the colloidal suspension to promote agglomeration.¹ Numerous practical cases have shown that hydrophobic colloidal particles and other impurities commonly have negatively charged surface, and therefore cationic polymers favour charge neutralization as the main flocculation mechanisms.²

When a long chain polymer is added into the colloidal suspension, adsorption of the polymer onto the surface of the contaminant occurs through hydrogen bonding, electrostatic interaction, van der Waals forces, or chemical bonding.¹ Polymer bridging is most effective when the polymer has a linear structure and a high molecular weight.^{2,8} Once adsorbed, extensive elongation of the dangling polymer chains into the aqueous environment allow for interaction and polymer bridging between contaminant particles, which would then induce flocculation.⁸ As different types of polymer adsorb differently, ionic strength can also have a major impact on the effectiveness of polymer bridging.⁸

Electrostatic patch mechanism occurs when a lower molecular weight polymer with high charge density and opposite charge as the colloidal particles is used. The high charge density allows the polymeric chain to be readily adsorbed onto weakly charged negative surface.^{3,8} This then induces localised charge reversal on each particle, thereby allowing 'patches' or localised areas with opposite charge between different particles to interact and form flocs.² The schematic views of these mechanisms are outlined in Scheme 1 below.

1.3 Aim and scope of the review

The present review article will present and summarize important information on the synthesis of organic polymers that were tested as flocculants in recent studies. This review is arranged into four main sections based on the ionic



Scheme 1 Schematic representation of colloidal suspension flocculation by: (a) charge neutralization, (b) polymer adsorption and bridging, and (c) electrostatic patch.

characteristics of these flocculants. It is aimed to provide a summary and quick insight into recent developments on the design and synthesis of polymeric flocculants. In addition, the important properties and flocculation efficiency of these polymers are also presented and discussed.

2. Non-ionic flocculants

Polymers are considered as non-ionic flocculants if they contain less than 1% of charged functional groups.¹⁰ This almost-neutral overall charge arises from a small degree of hydrolysis that can occur during the synthesis of the polymer.⁸ Non-ionic polymers are commonly used as flocculants in mineral processing, as well as the treatment of industrial effluents and potable wastewater.^{1,3}

Table 1 provides a summary of the polymerization technique and the flocculation testing medium for non-ionic polymeric flocculants 1-26.

2.1 Modified starch

Graft copolymerization of natural polysaccharides such as starch has become an important foundation for the development of polymeric materials with applications across many fields of science and technology.¹¹ Several research groups have attempted to synthesize grafted polysaccharides in order to improve the flocculation efficiency of the respective natural biopolymer. Sen *et al.* reported the synthesis of polymer **1** by grafting PAM onto carboxymethyl starch using both a conventional redox grafting (CRG) method and a microwave initiated (MWI) method.¹² Similarly, a recent study conducted by Mishra *et al.* reported microwave assisted (MWA) synthesis of PAM grafted natural starch to produce polymer **2**.¹¹ All of these methods involved the initial formation of free radicals on the polysaccharide backbone prior to the polymerization of the monomer (Scheme 2).^{11,12} The same notation used in Scheme 2 will be used for

subsequent natural polymers in this review article. MWI/MWA synthesis of both polymers **1** and **2** was shown to be quicker, more reliable and reproducible compared to the CRG method. In addition, this method produced higher quality copolymer products with higher molecular weight, thereby higher flocculation efficiency was observed.^{11,12}

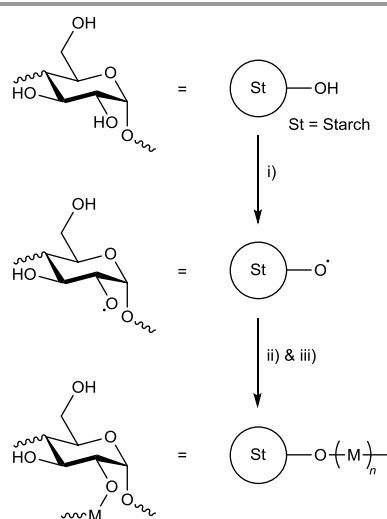
Polymers **1** and **2** were also shown to have better flocculation efficiency compared to carboxymethyl starch and natural starch, respectively.^{11,12} These results were in agreement with Singh's Easy Approachability Model.^{7,13} This model stated that grafted polysaccharides have superior performance in comparison to its respective unmodified polysaccharide due to them having a "comb" like structure, which allowed the grafted chains to further approach and capture metallic and non-metallic contaminants at a significantly higher efficiency.¹³

2.2 Modified cellulose

A few studies have directed their focus on modifying cellulose-based materials to develop high performance water-soluble polymeric flocculants. For example, PAM chains were grafted onto a hydroxypropyl methyl cellulose (HPMC) backbone using free radical polymerization (FRP) with multiple reaction parameters to generate different grades of polymer **3**.¹⁴ A particular grade of **3** was found to be much more effective as a flocculant compared to the rest, as well as unmodified HPMC and synthetic PAM, due to its high percentage of grafting and large hydrodynamic radius.¹⁴ This was in agreement with a flocculation model previously developed by the same group (*Brostow, Pal and Singh Model of Flocculation*), which suggested that a large radius of gyration would correspond to high flocculation efficiency.¹⁵ In addition, the type of grafted synthetic polymer can affect the solvency of the original natural polymer.¹⁶ For example, poly(methyl acrylate) grafted onto cellulose showed significantly lower affinity towards polar solvents. This was ascribed to blockage of hydroxyl groups which shielded active sites from interacting with hydrophilic solvents.¹⁶

2.3 Modified gum

Guar gum and its derivatives such as carboxymethyl guar gum are versatile naturally-occurring polymers with various applications in the oil and textile industries.¹⁷ Minimal attention was directed towards using modified guar gum as flocculant until Pal *et al.* and Adhikary *et al.* introduced the synthesis of polymer **4** by using both the CRG and MWA methods.^{18,19} Apart from guar gum, flocculation efficiency of grafted gum ghatti was also investigated by Rani *et al.* where AM was used to produce polymeric flocculant **5**.²⁰ As expected, **4** and **5** demonstrated better flocculation efficiency than their original polysaccharides, especially when the MWA method was used. In addition to other advantageous factors, compared to CRG, grafting with microwave irradiation does not generate the free radical by chain opening of the polysaccharide backbone; therefore the product polymer retains its rigidity, allowing for further extension of the PAM



Scheme 2 Example mechanistic pathway for the synthesis of starch graft copolymer via: (i) formation of free radical on the polysaccharide backbone, (ii) propagation of monomer M, and (iii) termination of graft copolymerization.

chains into the aqueous solution to capture more contaminants.¹⁸

2.4 Modified chitosan

Chitosan is considered to be a biodegradable and non-toxic material.²¹ In spite of this, chitosan is only readily soluble in acidic solution due to its strong inter- and intramolecular hydrogen bonding, and therefore there are restrictions in exploiting it for industrial applications such as flocculation.^{21,22} Chitosan and carboxymethyl chitosan's solubility and flocculation efficiency have been improved by multiple research groups, through grafting of PAM,^{21,23} *N,N*-dimethylacrylamide (DMA),²² and *N*-vinylpyrrolidone (NVP),²⁴ to synthesize polymers **6-9**. In contrast to previous grafting approaches, **6** was synthesized using a gamma ray radiation (GRR) method due to its high efficiency and low level of contaminations by chemical initiators.²¹ Both **8** and **9** were synthesized by FRP in acetic acid using potassium peroxymonosulfate and potassium bromate as initiators, respectively.^{22,24}

2.5 Other modified natural polymers

Apart from starch, cellulose, gum and chitosan, previous studies had also focused on the synthesis and flocculation efficiency of various synthetic polymers grafted onto other polysaccharides such as agar (**10**, **11**),²⁵⁻²⁸ sodium alginate (**12**, **13**),²⁹⁻³¹ k-carrageenan (**14**, **15**),^{32,33} dextran (**16**),³⁴ dextrin (**17**),³⁵ inulin (**18**),³⁶ psyllium (**19**, **20**),^{37,38} oatmeal (**21**, **22**),^{39,40} barley (**23**),⁴¹ tamarind kernel polysaccharide (**24**),^{42,43} carboxymethyl tamarind (**25**),⁴⁴ In addition to these polysaccharides, Sinha *et al.* conducted a graft polymerization of an amphiphilic protein, casein, to produced polymer **26**.⁴⁵ Various monomers including AM, DMA, NVP, 2-hydroxyethylmethacrylate, and methyl methacrylate (MMA) were used in these studies for the synthesis of grafted polysaccharide polymers. An optimum dosage was often observed for each of the polymeric flocculants.^{25,27} This behaviour was ascribed to the polymer bridging mechanism associated with flocculation. Beyond the optimum dosage, there is insufficient space for polymer bridging between particles, which leads to a reduction in flocculation efficiency.^{25,27}

It is difficult to present an accurate comparison between these non-ionic flocculants, as well as subsequent cationic, anionic and amphoteric flocculants mentioned in this review article. Flocculation is a complex process and the flocculation efficiency is significantly dependent on a variety of factors, including but not limited to pH and ionic strength of the solution, agitation rate, particle size, charge density, molecular weight and dosage of the polymer.^{10,46,47} In addition, the mineral composition, and type and addition sequence of the flocculating agents also play an important role in successful destabilization of the colloidal particles.⁹ Any attempt at comparing these flocculants against one another would be inadequate as there are many inconsistencies in flocculation performance analysis across different studies.

Table 1 Summary of the polymerization technique and the testing medium of non-ionic polymeric materials which were utilised as flocculating agents in previous studies

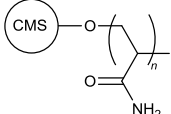
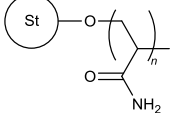
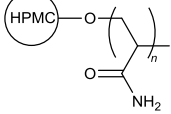
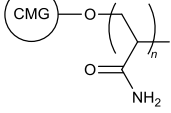
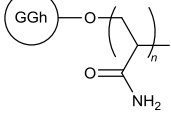
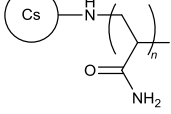
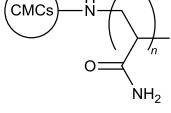
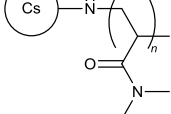
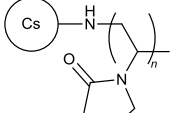
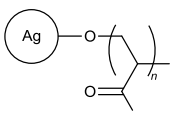
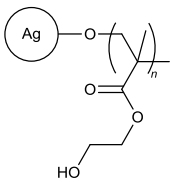
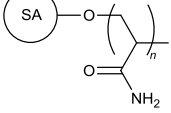
Entry	Polymer structure ^a	T.o.P. ^b	Testing medium	Ref.
1		CRG MWI	Municipal sewage wastewater	12
2		MWA	0.25wt% kaolin suspension	11
3		FRP	0.25wt% kaolin suspension; 0.25wt% iron ore suspension; Mine wastewater	14
4		CRG MWA	Municipal sewage wastewater; 0.25wt% kaolin suspension; Methylene blue solution	18,19
5		MWA	Municipal sewage wastewater; 0.25wt% kaolin suspension	20
6		GRR	0.25wt% kaolin suspension	21
7		CRG	0.10wt% kaolin suspension	23
8		FRP	1wt% coal fine suspension	22
9		FRP	1wt% coal fine suspension	24
10		CRG MWA	Municipal sewage wastewater; 0.25wt% kaolin suspension	25,26
11		MWI MWA	Municipal sewage wastewater; 0.25wt% kaolin suspension; 1wt% coal fine suspension; River water	27,28
12		CRG	0.25wt% kaolin suspension; Dyeing wastewater	29,30

Table 1 (Contd.)

Entry	Polymer structure ^a	T.o.P. ^b	Testing medium	Ref.
13		MWA	1wt% coal fine suspension	31
14		FRP	1wt% coal fine suspension	32
15		FRP	1wt% coal fine suspension	33
16		CRG	1wt% kaolin suspension	34
17		MWA	3wt% kaolin suspension	35
18		MWA	1wt% coal fine suspension	36
19		MWI	0.25wt% kaolin suspension; 1wt% coal fine suspension	37
20		MWA	0.25wt% kaolin suspension	38
21		CRG	Municipal sewage wastewater; 0.25wt% kaolin suspension; 1wt% coal fine suspension; 1wt% iron ore suspension	39
22		CRG	Municipal sewage wastewater; 0.25wt% kaolin suspension	40
23		CRG	1wt% coal fine suspension	41
24		CRG MWI MWA	Municipal sewage wastewater; Textile industry wastewater; 0.25wt% kaolin suspension	42,43

Table 1 (Contd.)

Entry	Polymer structure ^a	T.o.P. ^b	Testing medium	Ref.
25		CRG	0.25wt% kaolin suspension	44
26		MWI	1wt% coal fine suspension	45

^a Abbreviations: Ag, agar; Bar, barley; Cas, casein; CMCs, carboxymethyl chitosan; CMG, carboxymethyl guar gum; CMS, carboxymethyl starch; CMT, carboxymethyl tamarind; Cs, chitosan; Dex, dextran; Dxt, dextrin; GGh, gum ghatti; HPMC, hydroxypropyl methyl cellulose; In, inulin; kCr, kappa-carrageenan; Oat, oatmeal; Psy, psyllium; SA, sodium alginate; St, starch; TKP, tamarind kernel polysaccharide.
^b Type of polymerization (T.o.P) abbreviations: CRG, conventional redox grafting; FRP, free radical polymerization; GRR, gamma ray radiation; MWA, microwave assisted; MWI, microwave initiated.

3. Cationic flocculants

Water-soluble cationic polymers are typically categorised into three groups: ammonium, sulfonium and phosphonium quaternaries.¹⁰ Cationic polymers can bind strongly to negatively charged particles, and thus these polymers are often used in a wide range of industrial applications. These include wastewater and sludge treatment, paper production industry, oily water clarification, textile industry, paint manufacturing, dairy processing, and biotechnology.^{1,3,10}

Table 2 provides a summary of the polymerization technique and the flocculation testing medium for cationic polymeric flocculants **27-59**.

3.1 Synthetic acrylamide-based copolymers

There are very few commercially available monomers with cationic functional groups due to problems associated with accessibility and/or stability.⁴⁸ Quaternary ammonium is one of the most commonly reported cationic structures amongst these groups. Therefore, cationic flocculants are often developed based on copolymerization between AM and monomers containing quaternary ammonium functional groups.⁴⁸ Methacryloyloxyethyl trimethylammonium chloride (DMC) and acryloyloxyethyl trimethylammonium chloride (DAC) are two of the most known comonomers used alongside AM to produce CPAM for flocculation purposes.⁴⁹

Shang *et al.* developed a hydrophobically modified cationic terpolymer consisted of AM, DMC and methacryloxypropyl trimethoxysilane (MAPMS).⁵⁰ Terpolymer **27** was synthesized from these monomers by inverse emulsion polymerization (IEP) to allow for adequate dissolution of the hydrophobic monomer.⁵⁰ In addition, IEP is an advantageous polymerization technique which produces polymers with high MW and high solid content.⁴⁸ The easy handling of the inverse latexes also allow for a simple posttreatment process.^{48,50} For cationic flocculants, charge neutralization is hypothesized as the major mechanism.² Therefore, an increase in the dosage of **27** led to better flocculation due to neutralization of the negative

charges on the particle surface. However, excess dosing of the flocculant resulted in restabilization of the colloidal suspension, where the overall particle surface charge changed from negative to positive.⁵⁰ Apart from **27**, numerous research groups have also directed their attention towards developing and utilizing hydrophobically modified cationic polymers as flocculants. Cationic terpolymers **28–32** were synthesized through copolymerization between AM and various monomers, including diallyldimethylammonium chloride (DADMAC),^{51,52} vinyltrimethoxysilane (VTMS),⁵² butylacrylate (BA),^{51,53,54} DAC,^{53,54} DMC,⁵⁵ MMA,⁵⁵ and acryloylamino-2-hydroxypropyl trimethylammonium chloride.^{56,57}

The presence of MAPMS in **27** and VTMS in **29** was observed to impose a positive effect on the flocculation efficiency. Hydrolysis of the SiOCH₃ functional group generated SiOH moieties, which lead to crosslinking between the molecular chains (Fig. 1).^{50,52} This subsequently enhanced the chain length and built three dimensional networks, thus allowing for better capture and containment of the contaminant particles. However, a decrease in water solubility of the polymers was observed when the ratios of MAPMS and VTMS were increased.^{50,52} Other hydrophobic monomers such as BA can reportedly increase the flocculation efficiency of a polymer. This was ascribed to higher intrinsic viscosity caused by the number of hydrophobic segments and their respective average length within the polymeric chain.⁵³ This subsequently allows for better interactions between the hydrophobic segments and the solid contaminants.^{49,53,54}

3.2 Synthetic acrylamide-free copolymers

Although PAM is one of the chemicals with the largest production volume, the high toxicity associated with AM is of environmental and human health concerns. It is a challenging process to design and develop non-AM-based flocculants with similar performance and cost compared to the current commercial ones.⁵ Nasr *et al.* developed a cationic terpolymer **33** which consisted of dimethylaminoethyl methacrylate, NVP and vinyl acetate.⁵⁸ Another cationic polymer **34** based on the emulsion copolymerization between methyl acrylate (MA) and DAC was synthesized by Lu *et al.*⁵ More recently, the flocculation efficiency of a cationic copolymer **35** consisting of only DMA and DADMAC was reported by Abdiyev *et al.*⁵⁹

P(MA-*co*-DAC) **34** with 55% charge density (CD) was compared to a P(AM-*co*-DAC) sample with the same CD (widely used for flocculation of biological sludge).⁵ The results obtained showed that **34** had good water solubility and comparable or slightly better performance against the AM-

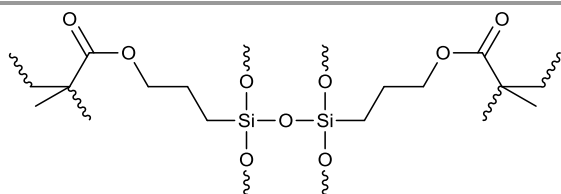


Fig. 1 Example showing crosslinked structure of MAPMS groups on terpolymer **27**.

based polymer at various concentrations.⁵ Therefore this would potentially allow **34** to be a comparable competitor to AM-based flocculants, as well as being more beneficial for having less strict environmental regulations.⁵

3.3 Cationically-modified polysaccharides

Cationic starches are commonly used in wastewater treatment, paper production, textile industry, oil drilling, and the cosmetic industry. These biodegradable materials are classified into graft copolymerized starch, esterified starch, and etherified starch.⁶⁰ Jiang *et al.* and Shi *et al.* recently reported the synthesis of cationic flocculants **36** and **37**, based on the etherification of starch with methylene dimethylamine hydrochloride and 2,4-bis(dimethylamino)-6-chloro-[1,3,5]-triazine, respectively.^{60,61} Both polymers were found to be effective in flocculation and removal of anionic dyestuffs from wastewater.^{60,61} Flocculation efficiency of cationic graft copolymerized starches (**38–41**) were also reported by multiple research groups where different monomers were employed, including AM,^{62,63} DAC,⁶² allyltriphenylphosphonium bromide,⁶³ DADMAC,^{64–66} and DMC.⁶⁷

Chitosan and its derivatives are prominent biopolymers for this category due to its high cationic charge density from the presence of the amino groups.² Recent studies conducted by Yang and coworkers introduced temperature-responsive polymers **42** and **43** for flocculation of copper and tetracycline from wastewater.^{68,69} Multiple other studies have reported the grafting of DMC onto chitosan backbone to produce polymers **44–46**.^{70–73} However, in polymer **46**, the chitosan backbone was also modified by ring-opening reaction with glycidyl methacrylate prior to the graft polymerization process.⁷⁴ Apart from DMC, monomers such as *N*-vinyl formamide (NVF), and dimethyl acryloyloxyethyl benzyl ammonium chloride were grafted onto chitosan to develop cationic polymers **47** and **48**, respectively.^{75,76}

Cationic moieties such as *N*-3-chloro-2-hydroxypropyl trimethylammonium chloride, *N*-alkyl-*N,N*-dimethyl-*N*-2-hydroxypropyl ammonium chloride, 3-acrylamidopropyl trimethylammonium chloride, 3-methacryloylaminoethyl trimethylammonium chloride, NVF and DMC were used in modification of many different polysaccharides, including guar gum (**49**),⁷⁷ carboxymethyl guar gum (**50**),¹⁷ salep (**51**),⁷⁸ corn cob (**52**),^{79,80} glycogen (**53**),⁸¹ amylopectin (**54**),⁸² dextran (**55**),⁸³ pullulan (**56**),⁸⁴ inulin (**57**),⁸⁵ xylan (**58**),⁸⁶ and tamarind kernel polysaccharide (**59**).⁸⁷

4. Anionic flocculants

The majority of commercial anionic flocculants contain carboxylate and sulfonate ions as the anionic functional group, and this can range from 1 to 100% of the monomer units.¹⁰ Anionic polymers are most commonly used as flocculants in mineral processing applications.^{1,3} Optimal flocculation is possible due to strong ionic interaction between the active anionic groups on the polymer chain and the divalent cations (primarily calcium and magnesium) available on the suspended

Table 2 Summary of the polymerization technique and the testing medium of cationic polymeric materials which were utilised as flocculating agents in previous studies

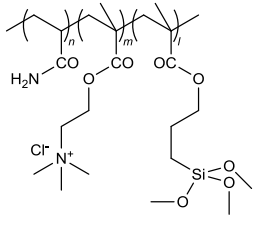
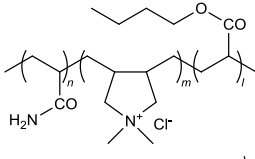
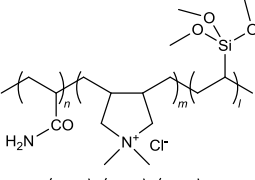
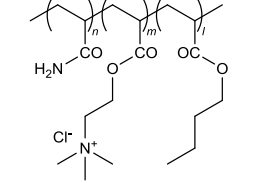
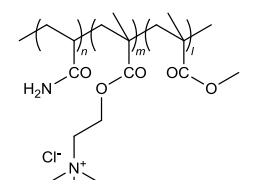
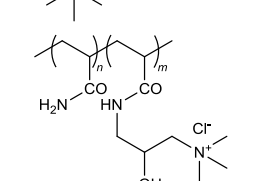
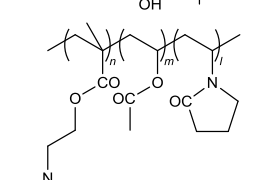
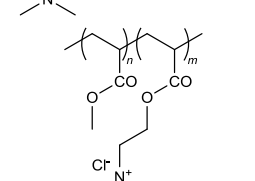
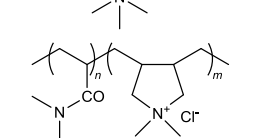
Entry	Polymer structure ^a	T.o.P. ^b	Testing medium	Ref.
27		IEP	Reactive brilliant red X-3B dye; 0.10wt% kaolin suspension	50
28		MFRP	Oily wastewater	51
29		IEP	Reactive brilliant red X-3B dye	52
30		UVI	Textile sewage sludge; Waste-activated sludge	53,54
31		ADP	Oily wastewater	55
32		ADP	0.25wt% kaolin suspension	56,57
33		FRP	River water	58
34		EP	Clay slurry; Municipal biological sludge; Polymer plant sludge; Refinery wastewater	5
35		FRP	0.30wt% bentonite solution; 2wt% suspension of animal slurries	59

Table 2 (Contd.)

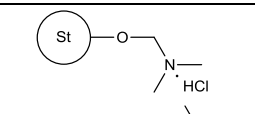
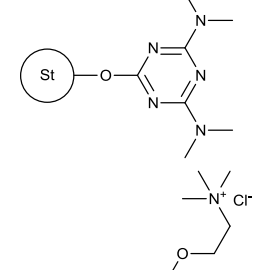
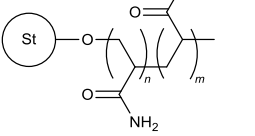
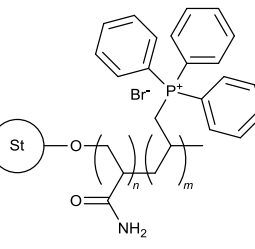
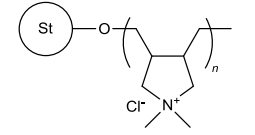
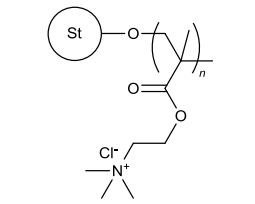
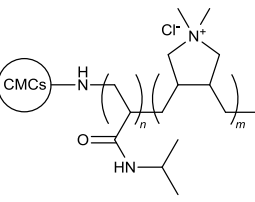
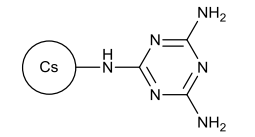
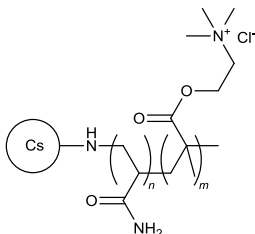
Entry	Polymer structure ^a	T.o.P. ^b	Testing medium	Ref.
36		N/A	Reactive brilliant red KE-3B dye	60
37		N/A	C.I. reactive red 141 dye; C.I. acid blue 341 dye; C.I. acid red 1 dye	61
38		FRP	Refinery wastewater; Paper mill wastewater	62
39		GRR	0.60wt% kaolin suspension	63
40		FRP	Municipal sewage and sludge; 2wt% kaolin suspension	64-66
41		FRP	0.25wt% kaolin suspension	67
42		FRP	Synthetic copper and/or tetracycline wastewaters	68
43		N/A	Synthetic copper and/or tetracycline wastewaters	69
44		GRR	0.25wt% kaolin suspension	70

Table 2 (Contd.)

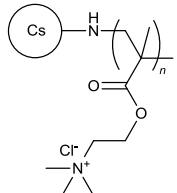
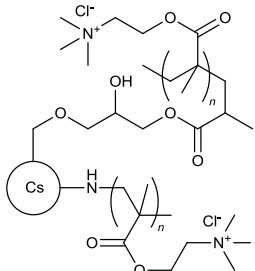
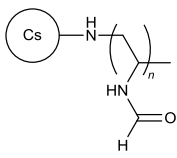
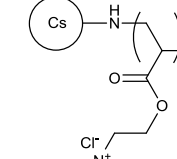
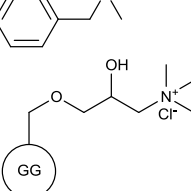
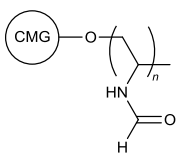
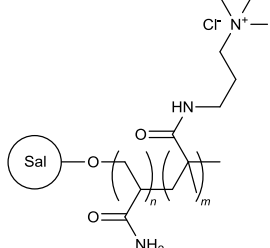
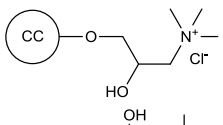
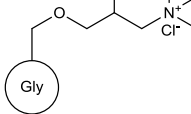
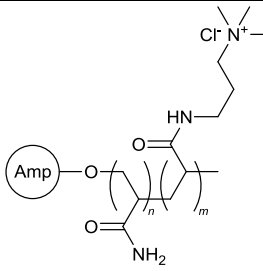
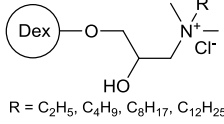
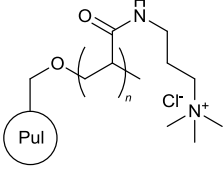
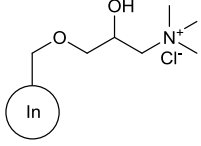
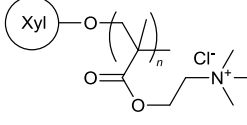
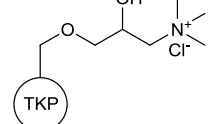
Entry	Polymer structure ^a	T.o.P. ^b	Testing medium	Ref.
45		GRR FRP	0.10wt% and 0.25wt% kaolin suspensions; Pulp mill wastewater; Kaolin and humic acid solution	71-73
46		CRG	C.I. reactive orange 5 dye; C.I. reactive blue 19 dye	74
47		FRP	1wt% coal fine suspension	75
48		CRG	Oily wastewater	76
49		N/A	Chlorella sp. CB4 microalgae; Chlamydomonas sp. CRP7 microalgae	77
50		FRP	1wt% coal fine suspension	17
51		FRP	Cement suspension	78
52		N/A	0.25wt% kaolin suspension; Alexandrium tamarense algae	79,80
53		N/A	0.25wt% iron ore suspension	81

Table 2 (Contd.)

Entry	Polymer structure ^a	T.o.P. ^b	Testing medium	Ref.
54		FRP	0.25wt% kaolin suspension	82
55		N/A	0.10wt% clay suspension	83
56		FRP	0.10wt% clay suspension	84
57		N/A	Fresh water green algae	85
58		FRP	Reactive orange 16 dye	86
59		N/A	Textile industry wastewater	87

^a Abbreviations: Amp, amylopectin; CC, corn cob; CMCs, carboxymethyl chitosan; CMG, carboxymethyl guar gum; Cs, chitosan; GG, guar gum; Gly, glycogen; In, inulin; Pul, pullulan; Sal, salep; St, starch; TKP, tamarind kernel polysaccharide; Xyl, xylan.

^b Type of Polymerization (T.o.P) abbreviations: ADP, aqueous dispersion polymerization; CRG, conventional redox grafting; EP, emulsion polymerization; FRP, free radical polymerization; GRR, gamma ray radiation; IEP, inverse emulsion polymerization; MFRP, micellar free radical polymerization; N/A, not applicable; UVI, ultraviolet irradiation.

particles.¹ Apart from mineral processing, anionic polymers can also be used in the treatment of municipal wastewaters and sludges, tanning industry, paper production, foundries and metal working, sugar processing, and gravel washing.^{1,3,10}

Table 3 provides a summary of the polymerization technique and the flocculation testing medium for anionic polymeric flocculants **60-72**.

4.1 Synthetic acrylamide-based copolymers

Commercial anionic flocculants are often synthesized based on the copolymerization between AM and anionic monomers such as AA and AMPS.¹ All three of these monomers were employed to synthesize terpolymer **60** via ultraviolet irradiation (UVI) polymerization.⁸⁸⁻⁹⁰ With respect to other

types of initiation, UVI is an environmentally friendly and easily operated process. In addition, it has other advantages, including higher MW products, less initiator consumption, and faster reaction at lower reaction temperature.^{53,54,88} Terpolymer **60**'s flocculation efficiency was tested in diethyl phthalate (DEP), dioctyl phthalate (DOP) simulated wastewater, and dewatering of waste sludge.⁸⁸⁻⁹⁰ Better flocculation efficiency was observed in the sludge dewatering experiment for terpolymer **60**, when compared to a commercial PAM sample. The results showed that the filter cake moisture content was decreased from 94.6% to 65.1% by terpolymer **60** while only 72.8% was achieved when the commercial PAM sample was used.⁸⁸

4.2 Synthetic acrylamide-free copolymers

The same research group which synthesized AM-free cationic flocculant **34** also developed an anionic derivative using MA as a non-ionic comonomer.⁵ Polymeric flocculant **61** was also synthesized via the emulsion polymerization (EP) method, with AA employed as the anionic comonomer. This polymer was able to reduce the turbidity of the clay suspension by a hundredfold with only 2 ppm dosage.⁵ In addition, this polymer exhibited comparable flocculation performance to a commercial PAM sample (with slightly higher intrinsic viscosity and lower CD). However, its solvency in water is not as high as AM-based polymers due to relatively poorer solubility of MA.⁵

4.3 Anionically-modified polysaccharides

Chang *et al.* reported the development of a crosslinked starch-based flocculant with PAM and sodium xanthate (SX) grafted onto its backbone.⁹¹ The flocculation efficiency of polymer **62** was tested based on turbidity reduction as well as removal of Cu²⁺ ions in kaolin suspension.^{91,92} SX-grafted crosslinked starch (CSX) and AM-grafted crosslinked starch (CSA) were also synthesized separately in this study for flocculation comparison purposes. CSA was observed to have significantly lower Cu²⁺ removal rate compared to **62** and CSX; whereas CSX showed only slightly lower Cu²⁺ removal rate with respect to **62**.⁹¹ The studies also concluded that the presence of high solution turbidity and Cu²⁺ ions in the simulated wastewater complemented each other. The xanthate functional group on the flocculant underwent complexation with Cu²⁺ ions to form precipitates, which were observed to be entrained by large flocs as they settled down and vice versa for fine suspended solid particles.^{91,92} In addition, Cu²⁺ ions also neutralized the negative charges on the suspended solids, which decreased the repulsion between the particles and the polymeric chains, hence enhanced the flocculation efficiency.⁹¹

Mishra *et al.* reported another modified polysaccharide **63**, this time, focused on polyacrylic acid grafted onto carboxymethyl cellulose by MWI synthesis.⁹³ Recent work by Ghimici and Suflet tested the flocculation efficiency of phosphorylated derivatives of cellulose (P-Cell) **64** and dextran (P-Dex) **65** in zinc oxide and hematite suspensions.⁹⁴ The results obtained from this study showed that P-Dex performed better in zinc oxide suspension compared to P-Cell. In addition,

P-Dex showed significantly better flocculation performance in hematite fines suspension compared to unmodified dextran.⁹⁴

A non-traditional anionic monomer was used by Yadav *et al.* in the synthesis of chitosan-based polymer **66**. This was achieved by graft copolymerization of 2-acrylamidoglycolic acid onto a chitosan backbone by the FRP method.⁹⁵ Apart from starch, cellulose and chitosan, grafted polysaccharides based on gum ghatti (**67**),⁹⁶ Konjac glucomannan (**68**),⁹⁷ and amylopectin (**69-71**),⁹⁸⁻¹⁰⁰ and carboxymethyl inulin (**72**)¹⁰¹ were also reported in recent studies.

5. Amphoteric flocculants

Amphoteric polymers contain both cationic and anionic functional groups and currently have little uses as flocculants in industrial applications.¹ However, these polymers have recently proved to be promising candidates for flocculation in the near future due to the positive properties attributed to both cationic and anionic functional groups.

Table 4 provides a summary of the polymerization technique and the flocculation testing medium for amphoteric polymeric flocculants **73-82**.

5.1 Synthetic copolymers

Polymeric chelating agents have gained recent attention as flocculants in the treatment of heavy metal wastewater.¹⁰² Interaction between the anionic groups on these agents and heavy metal ions can lead to precipitation and formation of small flocs, as demonstrated by flocculant **62** and **68**. In addition, the presence of metal ions allows for possible crosslinking between polymer chains, thus enabling small flocs to combine and form larger flocs.¹⁰² However, steric hindrance and spatial mismatch problems associated with polymeric chelating agents can result in formation of loose flocs and therefore poor flocculation performance is often observed.¹⁰²

Liu *et al.* reported multiple studies on the development of an amphoteric chelating polymer in an attempt to tackle this problem.¹⁰²⁻¹⁰⁴ Amphoteric polymer **73** was synthesized via three main reaction sequences: FRP to form a copolymer between DADMAC and AM; grafting of triethylenetetramine onto the polymer sidechain; and xanthogenation reaction with carbon disulfide.¹⁰² The flocculation efficiency of chelating polymer **73** was subsequently tested with simulated wastewater that contained various heavy metal ions, including Cu²⁺, Cd²⁺, Pb²⁺, Zn²⁺ or Ni²⁺.¹⁰²⁻¹⁰⁴ The results from these studies indicated that chelation-flocculation efficiency was at its maximum when the molar ratio of -CSS- to the heavy metal ions (Cd²⁺ > Cu²⁺ > Pb²⁺ > Ni²⁺ > Zn²⁺) was approximately 2:1.¹⁰³ As expected, the heavy metal ions removal rate increased with higher pH levels, and the flocs produced were observed to be highly stable at low concentration of acid.¹⁰³ The chelation-flocculation mechanism was improved by the presence of positive charges from DADMAC units within the polymer chain. This was ascribed to the neutralization of excess negative flocs caused by steric hindrance and spatial mismatch that occurred during chelation.^{102,103} In addition, these positive charges also

Table 3 Summary of the polymerization technique and the testing medium of anionic polymeric materials which were utilised as flocculating agents in previous studies

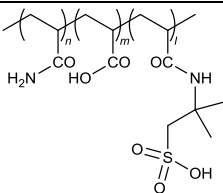
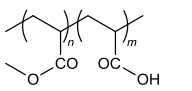
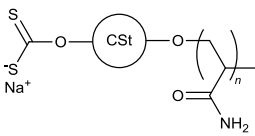
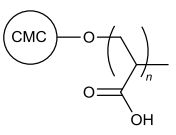
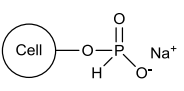
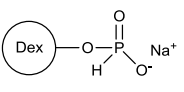
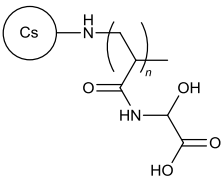
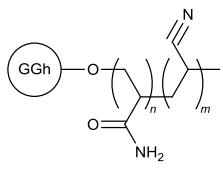
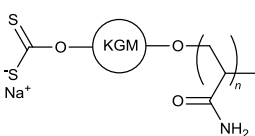
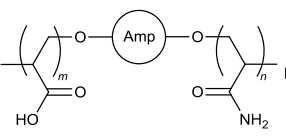
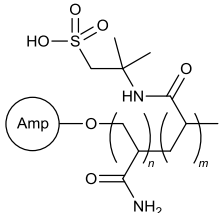
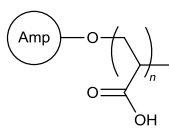
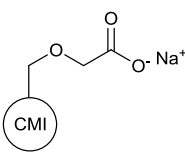
Entry	Polymer structure ^a	T.o.P. ^b	Testing medium	Ref.
60		UVI	Waste sludge; DEP and DOP simulated wastewater	88-90
61		EP	Clay slurry	5
62		CRG	5wt% kaolin suspension with Cu ²⁺ ions	91,92
63		MWI	River water	93
64		N/A	ZnO suspension; Fe ₂ O ₃ (hematite) suspension	94
65		N/A	ZnO suspension; Fe ₂ O ₃ (hematite) suspension	94
66		FRP	1wt% coal fine suspension	95
67		FRP	50 ppm kaolin solution	96
68		CRG	CuCl ₂ solution	97
69		FRP	0.25wt% iron ore suspension	98
70		CRG	1wt% kaolin suspension	99

Table 3 (Contd.)

Entry	Polymer structure ^a	T.o.P. ^b	Testing medium	Ref.
71		FRP	Mining industry wastewater; 5wt% iron ore suspension; 5wt% manganese suspension; 5wt% kaolin suspension	100
72		N/A	Municipal sewage wastewater; 0.25wt% kaolin suspension	101

^a Abbreviations: Amp, amylopectin; Cell, cellulose; CMC, carboxymethyl cellulose; CMI, carboxymethyl inulin; Cs, chitosan; CSt, crosslinked starch; Dex, dextran; GGh, gum ghatti; KGM, Konjac glucomannan; St, starch.

^b Type of Polymerization (T.o.P) abbreviations: CRG, conventional redox grafting; EP, emulsion polymerization; FRP, free radical polymerization; MWI, microwave initiated; N/A not applicable; UVI, ultraviolet irradiation.

interacted with negative charges on other flocs which resulted in the formation of thicker and denser flocs.¹⁰³

More recently, an amphoteric hydrophobically-modified flocculant **74** was prepared by copolymerization of AM, AA and dimethylbenzyl aminoethyl acrylate chloride.¹⁰⁵ This flocculant was shown to have comparable performance to commercial CPAM and better performance than anionic PAM in montmorillonite simulated wastewater. The effect of Na⁺, Ca²⁺, Zn²⁺ and Al³⁺ ions were also tested and the results showed that **74** exhibited high salt tolerance with possible potential applications in high-salinity wastewater.¹⁰⁵

5.2 Modified polysaccharides

Most modified polysaccharide studies so far have mainly directed their focus on non-ionic, cationic or anionic-based polymers. Amphoteric polysaccharides have gained recent interest from various research groups due to their beneficial characteristics obtained from the presence of both cationic and anionic moieties, as well as the positive flocculation properties associated with grafted branches.¹⁰⁶ In addition, these types of polymers can also behave as effective flocculating agents across a wide range of pH levels.¹⁰⁷

Song *et al.* synthesized an amphoteric starch-based polymer **75**, and its flocculation efficiency in various types of wastewater was shown to be better in comparison to CPAM, hydrolytic PAM and amphoteric PAM that were used in the study.¹⁰⁸ Another study incorporated non-conventional cationic quaternary ammonium and anionic phosphate moieties onto a starch backbone to develop polymer **76**.¹⁰⁹ A common trend was observed in subsequent amphoteric polysaccharide studies, where either etherification or graft copolymerization, or a combination of both were employed to introduce separate cationic and anionic groups onto the polysaccharide backbone.^{106,107,110-112} Apart from starch-based polymers **75-78**, other studies have also synthesized amphoteric carboxymethyl cellulose (**79**),¹⁰⁷ chitosan (**80**),¹¹⁰ and amylopectin (**81, 82**).^{82,111}

Table 4 Summary of the polymerization technique and the testing medium of amphoteric polymeric materials which were utilised as flocculating agents in previous studies

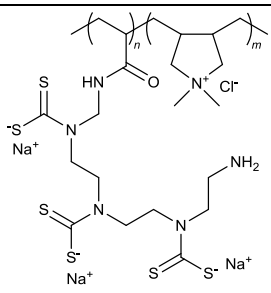
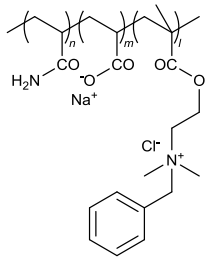
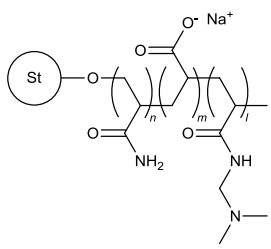
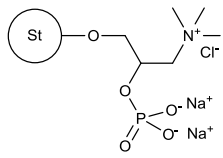
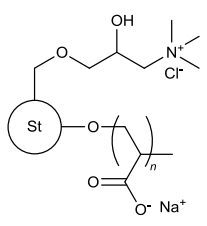
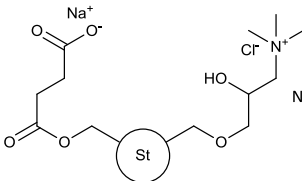
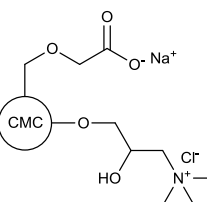
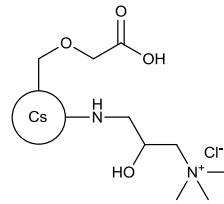
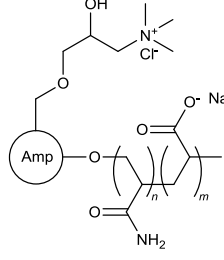
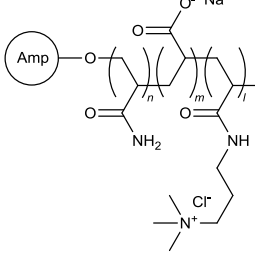
Entry	Polymer structure ^a	T.o.P. ^b	Testing medium	Ref.
73		FRP	Simulated heavy metal wastewater (Cu ²⁺ , Cd ²⁺ , Pb ²⁺ , Zn ²⁺ or Ni ²⁺ ions)	102-104
74		FRP	1wt% montmorillonite suspension	105
75		IEP	Dyeing wastewater; Paper mill wastewater; Refinery wastewater	108
76		MWI	Methyl violet solution	109
77		FRP	0.10wt% kaolin suspension; 0.10wt% hematite suspension	106
78		N/A	6wt% kaolin suspension	112
79		N/A	0.25wt% kaolin suspension	107

Table 4 (Contd.)

Entry	Polymer structure ^a	T.o.P. ^b	Testing medium	Ref.
80		N/A	Algal turbid water	110
81		MWA	5wt% iron ore suspension; 3wt% kaolin suspension; Methylene blue solution	111
82		FRP	0.25wt% kaolin suspension	82

^a Abbreviations: Amp, amylopectin; CMC, carboxymethyl cellulose; Cs, chitosan; St; starch.

^b Type of Polymerization (T.o.P) abbreviations: IEP, inverse emulsion polymerization; FRP, free radical polymerization; MWA, microwave assisted; MWI, microwave initiated; N/A, not applicable.

6. Future challenges for flocculation

It is clear from this review that the environmental problems associated with current commercially available synthetic flocculation are of great concerns. Only very few of the current industrial processes utilize starch, dextran, carboxymethyl cellulose, guar gum, and chitosan-based polymers for flocculation purposes.^{3,10} The majority of the flocculation studies mentioned in this review have combined synthetic and natural polymers together through graft copolymerization. Although this is a positive step towards the synthesis of 'greener' flocculants, further studies are required to push the limit of these polymers when it comes to their biodegradability and flocculation efficiency. This would potentially result in greater interests from industries that have the ability to commercialize these polymers for flocculation applications.

The flocculation efficiency of many polymers decreases with an increase in salt content. This is a result of a reduction in the hydrodynamic radius due to the interaction between the salt and the active functional groups on the polymer chain, rendering the polymer impaired or inactive for flocculation.¹⁰⁵ As this interaction is unavoidable, flocculation in high salinity substrates remains a difficult challenge to overcome.

The synthesis of hydrophobically-modified polymeric flocculants is also challenging due to issues associated with the insolubility of hydrophobic monomers in water.⁵⁰ This drawback could therefore complicate the synthesis process. In

addition, hydrophobically-modified polymers are less soluble in water compared to the conventional polymeric flocculants, and thus their positive properties can be irrelevant if they are poorly soluble in aqueous substrates.

7. Conclusions

In this review, we have described the synthesis techniques and flocculation efficiency associated with several non-ionic (1-26), cationic (27-59), anionic (60-72) and amphoteric (73-82) polymers, and a summary of each type of polymeric flocculant is presented in Table 1 to Table 4, respectively. The development of synthetically-modified polysaccharide-based materials was observed to be of significant research interest recently due to their aforementioned biodegradable characteristics compared to synthetic flocculants. In addition, the flocculation efficiency of these modified polymers was better with respect to their original unmodified polysaccharide. This was in agreement with Singh's Easy Approachability Model and the Brostow, Pal and Singh Model of Flocculation. Synthetic polymeric flocculants have been the minor focus of recent studies due to the current abundance of commercially available synthetic flocculants. However, most synthetic flocculants were observed to be hydrophobically-modified as this can enhance the interaction between the polymer chain and the solid contaminants. The polymeric materials reported in this paper have shown comparable or better flocculation efficiency compared to the current commercial ones, and thus have strong potential as efficient flocculating agents in the near future.

Acknowledgements

We would like to thank the Chemicals and Plastics Manufacturing Innovation Network and Training Program, supported by Monash University, the Plastics and Chemicals Industries Association (PACIA) and the Victorian Government.

Notes and references

- H. Burkert and J. Hartmann, in *Ullmann's Encyclopedia of Industrial Chemistry*, Wiley-VCH Verlag GmbH & Co. KGaA, Federal Republic of Germany, Editon edn., 2000, vol. 15, pp. 199-210.
- C. S. Lee, J. Robinson and M. F. Chong, *Process Saf. Environ. Prot.*, 2014, **92**, 489-508.
- G. M. Moody, in *Handbook of Industrial Water Soluble Polymers*, ed. P. A. Williams, John Wiley & Sons, Oxford, The United Kingdom, Editon edn., 2008, pp. 134-173.
- M. S. Nasser and A. E. James, *Sep. Purif. Technol.*, 2006, **52**, 241-252.
- L. Lu, Z. Pan, N. Hao and W. Peng, *Water Res.*, 2014, **57**, 304-312.
- J. Gregory and S. Barany, *Adv. Colloid Interface Sci.*, 2011, **169**, 1-12.
- R. P. Singh, G. P. Karmakar, S. K. Rath, N. C. Karmakar, S. R. Pandey, T. Tripathy, J. Panda, K. Kanan, S. K. Jain and N. T. Lan, *Polym. Eng. Sci.*, 2000, **40**, 46-60.
- B. Bolto and J. Gregory, *Water Res.*, 2007, **41**, 2301-2324.
- E. Sabah and I. Cengiz, *Water Res.*, 2004, **38**, 1542-1549.
- T. Tripathy and B. R. De, *J. Phys. Sci.*, 2006, **10**, 93-127.
- S. Mishra, A. Mukul, G. Sen and U. Jha, *Int. J. Biol. Macromol.*, 2011, **48**, 106-111.
- G. Sen, R. Kumar, S. Ghosh and S. Pal, *Carbohydr. Polym.*, 2009, **77**, 822-831.
- R. P. Singh, in *Polymers and Other Advanced Materials: Emerging Technologies and Business Opportunities*, eds. P. N. Prasad, J. E. Mark and T. J. Fai, Springer US, New York, The United States of America, Editon edn., 1995, pp. 227-249.
- R. Das, S. Ghorai and S. Pal, *Chem. Eng. J.*, 2013, **229**, 144-152.
- W. Brostow, S. Pal and R. P. Singh, *Mater. Lett.*, 2007, **61**, 4381-4384.
- V. K. Thakur, M. K. Thakur and R. K. Gupta, *Carbohydr. Polym.*, 2013, **98**, 820-828.
- M. M. Mishra, D. K. Mishra, P. Mishra and K. Behari, *Carbohydr. Polym.*, 2015, **115**, 776-784.
- S. Pal, S. Ghorai, M. K. Dash, S. Ghosh and G. Udayabhanu, *J. Hazard. Mater.*, 2011, **192**, 1580-1588.
- P. Adhikary, S. Krishnamoorthi and R. P. Singh, *J. Appl. Polym. Sci.*, 2011, **120**, 2621-2626.
- P. Rani, G. Sen, S. Mishra and U. Jha, *Carbohydr. Polym.*, 2012, **89**, 275-281.
- J.-P. Wang, Y.-Z. Chen, S.-J. Zhang and H.-Q. Yu, *Bioresour. Technol.*, 2008, **99**, 3397-3402.
- J. Tripathy, D. K. Mishra, M. Yadav and K. Behari, *Carbohydr. Polym.*, 2010, **79**, 40-46.
- Z. Yang, B. Yuan, X. Huang, J. Zhou, J. Cai, H. Yang, A. Li and R. Cheng, *Water Res.*, 2012, **46**, 107-114.
- A. Srivastava, D. K. Mishra and K. Behari, *Carbohydr. Polym.*, 2010, **80**, 790-798.
- S. Mishra, G. Sen, G. U. Rani and S. Sinha, *Int. J. Biol. Macromol.*, 2011, **49**, 591-598.
- G. U. Rani, S. Mishra, G. Sen and U. Jha, *Carbohydr. Polym.*, 2012, **90**, 784-791.
- G. U. Rani, S. Mishra, G. Pathak, U. Jha and G. Sen, *Int. J. Biol. Macromol.*, 2013, **61**, 276-284.
- G. Sen, G. U. Rani and S. Mishra, *Front. Chem. Sci. Eng.*, 2013, **7**, 312-321.
- K. Xu, X. Xu, Z. Ding and M. Zhou, *China. Part.*, 2006, **4**, 60-64.
- T. Tripathy and R. P. Singh, *J. Appl. Polym. Sci.*, 2001, **81**, 3296-3308.
- P. Rani, S. Mishra and G. Sen, *Carbohydr. Polym.*, 2013, **91**, 686-692.
- D. K. Mishra, J. Tripathy and K. Behari, *Carbohydr. Polym.*, 2008, **71**, 524-534.
- M. M. Mishra, A. Sand, D. K. Mishra, M. Yadav and K. Behari, *Carbohydr. Polym.*, 2010, **82**, 424-431.
- S. Krishnamoorthi, P. Adhikary, D. Mal and R. P. Singh, *J. Appl. Polym. Sci.*, 2010, **118**, 3539-3544.
- S. Pal, T. Nasim, A. Patra, S. Ghosh and A. B. Panda, *Int. J. Biol. Macromol.*, 2010, **47**, 623-631.
- R. Rahul, U. Jha, G. Sen and S. Mishra, *Carbohydr. Polym.*, 2014, **99**, 11-21.
- G. Sen, S. Mishra, G. U. Rani, P. Rani and R. Prasad, *Int. J. Biol. Macromol.*, 2012, **50**, 369-375.
- S. Mishra, S. Sinha, K. P. Dey and G. Sen, *Carbohydr. Polym.*, 2014, **99**, 462-468.
- S. Bharti, S. Mishra and G. Sen, *Carbohydr. Polym.*, 2013, **93**, 528-536.
- S. Bharti, S. Mishra, L. V. Narendra, T. Balaraju and K. Balaraju, *Desalin. Water. Treat.*, 2015, 1-16.

41. G. Sen, S. Mishra, K. Prasad Dey and S. Bharti, *J. Appl. Polym. Sci.*, 2014, **131**, 41046.
42. S. Ghosh, G. Sen, U. Jha and S. Pal, *Bioresour. Technol.*, 2010, **101**, 9638-9644.
43. S. Ghosh, U. Jha and S. Pal, *Bioresour. Technol.*, 2011, **102**, 2137-2139.
44. G. Sen and S. Pal, *Macromol. Symp.*, 2009, **277**, 100-111.
45. S. Sinha, S. Mishra and G. Sen, *Int. J. Biol. Macromol.*, 2013, **60**, 141-147.
46. J. M. Henderson and A. D. Wheatley, *Coal. Prep.*, 1987, **4**, 1-49.
47. J. M. Henderson and A. D. Wheatley, *J. Appl. Polym. Sci.*, 1987, **33**, 669-684.
48. W. Jaeger, J. Bohrisch and A. Laschewsky, *Prog. Polym. Sci.*, 2010, **35**, 511-577.
49. Z. Abdollahi, M. Frounchi and S. Dadbin, *J. Ind. Eng. Chem.*, 2011, **17**, 580-586.
50. H. Shang, J. Liu, Y. Zheng and L. Wang, *J. Appl. Polym. Sci.*, 2009, **111**, 1594-1599.
51. Z. L. Yang, B. Y. Gao, C. X. Li, Q. Y. Yue and B. Liu, *Chem. Eng. J.*, 2010, **161**, 27-33.
52. H. Shang, Y. Zheng and J. Liu, *J. Appl. Polym. Sci.*, 2011, **119**, 1602-1609.
53. H. Zheng, Y. Sun, C. Zhu, J. Guo, C. Zhao, Y. Liao and Q. Guan, *Chem. Eng. J.*, 2013, **234**, 318-326.
54. H. Zheng, Y. Sun, J. Guo, F. Li, W. Fan, Y. Liao and Q. Guan, *Ind. Eng. Chem. Res.*, 2014, **53**, 2572-2582.
55. T. Lü, D. Qi, H. Zhao and Y. Cheng, *Polym. Eng. Sci.*, 2015, **55**, 1-7.
56. L.-J. Wang, J.-P. Wang, S.-J. Yuan, S.-J. Zhang, Y. Tang and H.-Q. Yu, *Chem. Eng. J.*, 2009, **149**, 118-122.
57. L.-J. Wang, J.-P. Wang, S.-J. Zhang, Y.-Z. Chen, S.-J. Yuan, G.-P. Sheng and H.-Q. Yu, *Sep. Purif. Technol.*, 2009, **67**, 331-335.
58. H. E. Nasr, A. A. Farag, S. M. Sayyah and S. H. Samaha, *J. Dispersion Sci. Technol.*, 2010, **31**, 427-437.
59. K. Z. Abdiyev, Z. Toktarbay, A. Z. Zhenissova, M. B. Zhursumbaeva, R. N. Kainazarova and N. Nuraje, *Colloids Surf. Physicochem. Eng. Aspects*, 2015, **480**, 228-235.
60. Y. Jiang, B. Ju, S. Zhang and J. Yang, *Carbohydr. Polym.*, 2010, **80**, 467-473.
61. Y. Shi, B. Ju and S. Zhang, *Carbohydr. Polym.*, 2012, **88**, 132-138.
62. H. Song, *Carbohydr. Polym.*, 2010, **82**, 768-771.
63. W. Song, Z. Zhao, H. Zheng and G. Wang, *Water Sci. Technol.*, 2013, **68**, 1778-1784.
64. S. Lv, T. Sun, Q. Zhou, J. Liu and H. Ding, *Carbohydr. Polym.*, 2014, **103**, 285-293.
65. M. A. A. Razali and A. Ariffin, *Appl. Surf. Sci.*, 2015, **351**, 89-94.
66. M. A. A. Razali, H. Ismail and A. Ariffin, *Ind. Crop. Prod.*, 2015, **65**, 535-545.
67. J.-P. Wang, S.-J. Yuan, Y. Wang and H.-Q. Yu, *Water Res.*, 2013, **47**, 2643-2648.
68. Z. Yang, S. Jia, N. Zhuo, W. Yang and Y. Wang, *Chemosphere*, 2015, **141**, 112-119.
69. S. Jia, Z. Yang, W. Yang, T. Zhang, S. Zhang, X. Yang, Y. Dong, J. Wu and Y. Wang, *Chem. Eng. J.*, 2016, **283**, 495-503.
70. J.-P. Wang, Y.-Z. Chen, Y. Wang, S.-J. Yuan, G.-P. Sheng and H.-Q. Yu, *RSC Adv.*, 2012, **2**, 494-500.
71. J.-P. Wang, Y.-Z. Chen, X.-W. Ge and H.-Q. Yu, *Chemosphere*, 2007, **66**, 1752-1757.
72. J.-P. Wang, Y.-Z. Chen, S.-J. Yuan, G.-P. Sheng and H.-Q. Yu, *Water Res.*, 2009, **43**, 5267-5275.
73. Z. Yang, H. Li, H. Yan, H. Wu, H. Yang, Q. Wu, H. Li, A. Li and R. Cheng, *J. Hazard. Mater.*, 2014, **276**, 480-488.
74. X. Jiang, K. Cai, J. Zhang, Y. Shen, S. Wang and X. Tian, *J. Hazard. Mater.*, 2011, **185**, 1482-1488.
75. D. K. Mishra, J. Tripathy, A. Srivastava, M. M. Mishra and K. Behari, *Carbohydr. Polym.*, 2008, **74**, 632-639.
76. T. Lü, H. Zhao, D. Qi and Y. Chen, *Adv. Polym. Tech.*, 2015, **0**, 21502.
77. C. Banerjee, S. Ghosh, G. Sen, S. Mishra, P. Shukla and R. Bandopadhyay, *Carbohydr. Polym.*, 2013, **92**, 675-681.
78. A. Pourjavadi, S. M. Fakoorpoor and S. H. Hosseini, *Carbohydr. Polym.*, 2013, **93**, 506-511.
79. Y. Pang, Y. Ding and B. Sun, *Procedia. Environ. Sci.*, 2013, **18**, 602-609.
80. Y. Pang, Y. Ding, J. Chen and W. Gong, *Agric. Sci.*, 2013, **4**, 23-28.
81. S. Pal, D. Mal and R. P. Singh, *Colloids Surf. Physicochem. Eng. Aspects*, 2006, **289**, 193-199.
82. K. Kumar, P. Adhikary, N. C. Karmakar, S. Gupta, R. P. Singh and S. Krishnamoorthi, *Carbohydr. Polym.*, 2015, **127**, 275-281.
83. L. Ghimici and M. Nichifor, *Bioresour. Technol.*, 2010, **101**, 8549-8554.
84. L. Ghimici, M. Constantiu and G. Fundueanu, *J. Hazard. Mater.*, 2010, **181**, 351-358.
85. R. Rahul, S. Kumar, U. Jha and G. Sen, *Int. J. Biol. Macromol.*, 2015, **72**, 868-874.
86. S. Wang, Q. Hou, F. Kong and P. Fatehi, *Carbohydr. Polym.*, 2015, **124**, 229-236.
87. S. Pal, S. Ghosh, G. Sen, U. Jha and R. P. Singh, *Int. J. Biol. Macromol.*, 2009, **45**, 518-523.
88. J. Ma, H. Zheng, M. Tan, L. Liu, W. Chen, Q. Guan and X. Zheng, *J. Appl. Polym. Sci.*, 2013, **129**, 1984-1991.
89. J. Ma, H. Zheng, X. Tang, W. Chen, W. Xue, Y. Liao, Q. Guan and Y. Liao, *Appl. Mech. Mater.*, 2013, **361**, 726-729.
90. H. Zheng, J. Ma, C. Zhu, Z. Zhang, L. Liu, Y. Sun and X. Tang, *Sep. Purif. Technol.*, 2014, **123**, 35-44.
91. Q. Chang, X. Hao and L. Duan, *J. Hazard. Mater.*, 2008, **159**, 548-553.
92. X. Hao, Q. Chang and X. Li, *J. Appl. Polym. Sci.*, 2009, **112**, 135-141.
93. S. Mishra, G. Usha Rani and G. Sen, *Carbohydr. Polym.*, 2012, **87**, 2255-2262.
94. L. Ghimici and D. M. Suflet, *Sep. Purif. Technol.*, 2015, **144**, 31-36.
95. M. Yadav, A. Sand and K. Behari, *Int. J. Biol. Macromol.*, 2012, **50**, 1306-1314.
96. H. Mittal, R. Jindal, B. S. Kaith, A. Maity and S. S. Ray, *Carbohydr. Polym.*, 2014, **114**, 321-329.
97. J. Duan, Q. Lu, R. Chen, Y. Duan, L. Wang, L. Gao and S. Pan, *Carbohydr. Polym.*, 2010, **80**, 436-441.
98. S. Pal and A. Pal, *Polym. Bull.*, 2012, **69**, 545-560.
99. P. Adhikary and S. Krishnamoorthi, *J. Appl. Polym. Sci.*, 2012, **126**, E313-E318.
100. A. K. Sarkar, N. R. Mandre, A. B. Panda and S. Pal, *Carbohydr. Polym.*, 2013, **95**, 753-759.
101. R. Rahul, U. Jha, G. Sen and S. Mishra, *Int. J. Biol. Macromol.*, 2014, **63**, 1-7.
102. L. Liu, J. Wu, Y. Ling, X. Li and R. Zeng, *J. Appl. Polym. Sci.*, 2013, **127**, 2082-2094.
103. L. Liu, J. Wu, X. Li and Y. Ling, *Sep. Purif. Technol.*, 2013, **103**, 92-100.

104. L. Liu, Y. Li, X. Liu, Z. Zhou and Y. Ling, *Spectrochim. Acta. A.*, 2014, **118**, 765-775.
105. C. Liu, B. Hong, K. Xu, M. Zhang, H. An, Y. Tan and P. Wang, *Polym. Bull.*, 2014, **71**, 3051-3065.
106. Z. Yang, H. Wu, B. Yuan, M. Huang, H. Yang, A. Li, J. Bai and R. Cheng, *Chem. Eng. J.*, 2014, **244**, 209-217.
107. H. Kono and R. Kusumoto, *React. Funct. Polym.*, 2014, **82**, 111-119.
108. H. Song, D. Wu, R.-Q. Zhang, L.-Y. Qiao, S.-H. Zhang, S. Lin and J. Ye, *Carbohydr. Polym.*, 2009, **78**, 253-257.
109. Q. Lin, S. Qian, C. Li, H. Pan, Z. Wu and G. Liu, *Carbohydr. Polym.*, 2012, **90**, 275-283.
110. C. Dong, W. Chen and C. Liu, *Bioresour. Technol.*, 2014, **170**, 239-247.
111. R. P. Singh, S. Pal, V. K. Rana and S. Ghorai, *Carbohydr. Polym.*, 2013, **91**, 294-299.
112. E. Lekniute, L. Peciulyte, R. Klimaviciute, J. Bendoraitiene and A. Zemaitaitis, *Colloids Surf. Physicochem. Eng. Aspects*, 2013, **430**, 95-102.

Recent developments on the synthesis and flocculation efficiency of several non-ionic, cationic, anionic and amphoteric polymers are presented and summarised.

