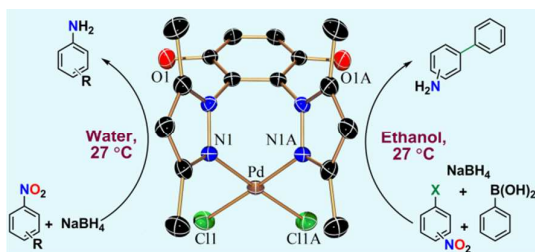




A hydroquinone based palladium catalyst for room temperature nitro reduction in water

Journal:	<i>RSC Advances</i>
Manuscript ID:	RA-COM-07-2014-006547.R1
Article Type:	Communication
Date Submitted by the Author:	23-Jul-2014
Complete List of Authors:	Kumar, Alok; Indian Institute of Science Education and Research Kolkata, Chemical Sciences Purkait, Kallol; Indian Institute of Science Education and Research Kolkata, Chemical Sciences Dey, Suman; Indian Institute of Science Education and Research Kolkata, Chemical Sciences Sarkar, Amrita; Indian Institute of Science Education and Research Kolkata, Chemical Sciences Mukherjee, Arindam; Indian Institute of Science Education and Research Kolkata , Chemical Sciences

Table of contents entry



A Pd^{II}-hydroquinone complex shows efficient catalytic reduction of aromatic nitro compounds in water at room temperature followed by Suzuki-Miyaura coupling

Cite this: DOI: 10.1039/coxx00000x

www.rsc.org/xxxxxx

ARTICLE TYPE

A Hydroquinone based Palladium Catalyst for Room Temperature Nitro Reduction in Water†

Alok Kumar,[‡] Kallol Purkait,[‡] Suman Kr. Dey, Amrita Sarkar and Arindam Mukherjee*

Received (in XXX, XXX) Xth XXXXXXXXXX 20XX, Accepted Xth XXXXXXXXXX 20XX

DOI: 10.1039/b000000x

A hydroquinone based palladium complex $[\text{Pd}(\text{H}_2\text{L})(\text{Cl})_2]$ (**1**), acts as an efficient room temperature catalyst for reduction of nitroarenes in water as solvent. **1** also acts as a tandem catalyst for Suzuki-Miyaura cross coupling in ethanol followed by reduction of nitroarenes in one pot with a loading of 0.25 mol% catalyst.

Palladium based catalyst are well known in literature for their efficiency in a wide spectrum of coupling reactions and reduction of various functionalities.^[1] Such catalytic reactions are of importance for their use in various industrial applications spanning from pharmaceuticals to polymers or syntheses of natural products, dyes.^[2] Aryl amine derivatives are very important intermediates in syntheses of many of the above using nitroarene precursors.^[3] Room temperature reduction of nitroarenes is advantageous since there are compounds which are susceptible to degradation when heated during reduction. Several transition metal based catalysts are known to perform reduction of nitroarenes.^[4] Most metal catalyzed nitro reduction reactions require higher temperatures,^[4f, 5] hydrogen gas,^[3b, 6] or use of expensive hydride source like silanes.^[4b, 5e, 5g, 7] Among the most recent ones the work of Beller and co-workers used a Fe-phenanthroline catalyst (1.0 mol %) at 100°C in THF with four molar equivalent hydrazine as the hydrogen source for efficient and very selective reduction of nitroarenes.^[5b] However, metal complexes that reduces nitroarenes at room temperature are scarce (Table 1). Most of such catalysts are nano particles (Table 1). Hence performing the nitroarene reduction in a green solvent like water at room temperature with a discrete metal complex is challenging. Very few catalysts perform the reduction of nitroarenes at room temperature with water as the solvent (Table 1) viz. Zn-dust (10 eq.) in surfactant (TPGS-750M) water mixture^[8] and the ionic liquid based PVDF- $[\text{C}_6(\text{mpy})_2][\text{NiCl}_4]_{22}$ (5 mol %) catalyst^[9].

⁴⁰ Department of Chemical Sciences, Indian Institute of Science Education and Research Kolkata, Mohanpur campus, Mohanpur-741252, India. Fax: +91 33 25873020; E-mail: a.mukherjee@iiserkol.ac.in

[†] Electronic Supplementary Information (ESI) available: general synthesis procedure of ligand and metal complex, characterization data, single crystal X-ray data of **1**, CCDC 996012, NMR spectra, complete optimization data of catalytic reaction, standard procedure of catalysis, mechanism of catalytic cycle, table of Suzuki-Miyaura Cross coupling reaction. See DOI: 10.1039/b000000x/

[‡] The authors pay equal contributions to this work.

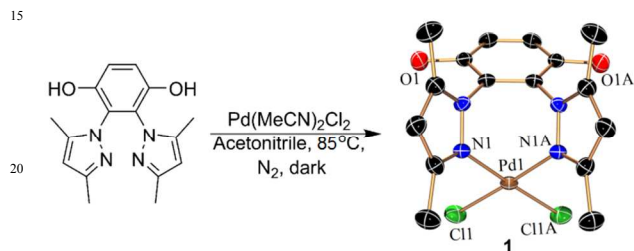
⁵⁰ are needed in less amounts, are less toxic to environment are of high interest for their potential applications.^[10] Such catalysts are air stable, efficient, economically viable and hence greener. The hydroquinone ligand used in this work is synthesized in a single step and is stable. The Palladium catalyst is active in lesser mol% without a phosphine or carbene ligand. To the best of our knowledge the use of hydroquinone in nitroarene reduction is not known.

Table 1. Selected data on literature reported transition metal catalysed nitro reduction at room temperature.

Sl. No.	Catalyst	t	Mol%	H-source and Other additive	Solvent	Ref
1	Fe-NPs	2-3 h	300	water	water	[4a]
2	Au-NPs	10 min-24 h	0.5	TMDS ^a (4.5 eq.) ^b	ethanol	[4b]
3	NAP-Mg-Au(0) ^c	1 min-4 h	^d	NaBH ₄ (47 eq.) ^e	water	[4d]
4	Pd/C	7 h	2.5	H ₃ PO ₂ (1 eq.), NaH ₂ PO ₂ (3 eq.)	2-MeTHF and water	[4e]
5	Pd-polymer	2 h	0.2	H ₂ -1 atm, KOH (0.1 mol/L)	ethanol	[6c]
6	Si-supported Pt	0.5-2 h	0.5-1.0	H ₂ -balloon	methanol	[6d]
7	Co-Co ₂ B ^f	10-50 min	^g	NaBH ₄ (4 eq)/N ₂ H ₄ (0.25 ml/mmol)	methanol: water	[11]
8	Ni-PAMAM-PVAm/SBA-15 ^h	2 h	-	NaBH ₄ (3 equiv)	water	[12]
9	Pd(OAc) ₂	30 min	5	PMHS ⁱ (3-5 eq), KF (2 eq)	THF	[7b]
10	PVDF- $[\text{C}_6(\text{mpy})_2][\text{NiCl}_4]_{22}$ ^j	<15 min	5	NaBH ₄ (8 eq.)	water	[9]
11	Au/TiO ₂ NPs	30 min	0.1	NH ₃ BH ₃ (1.5 eq.)	ethanol	[13]
12	Zn-dust	1-4 h	^k	NH ₄ Cl(2eq.), TPGS-750-M ^l	water	[8]

^a TMDS = 1,1,3,3-Tetramethyldisiloxane. ^b Argon atmosphere. ^c NAP = Nano Active™ Magnesium Oxide Plus. ^d 75 mg per mol of substrate. ^e Nitrogen atmosphere. ^f nanocomposite. ^g used 20 mg/mol of substrate. ^h PAMAM-PVAm/SBA-15 = polyamidoamine – Polyvinylamine/Mesoporous silica catalyst-0.1 g/mol of substrate. ⁱ PHMS = Polymethylhydro-siloxane. ^j PVDF = polyvinylidene fluoride, mpy = 3-methylpyridinium. ^k 10 equivalent. ^l TPGS-750-M = DL- α -Tocopherol methoxypolyethylene glycol succinate solution.

The reaction between a pyrazole derivatized hydroquinone ligand H_2L and $Pd^{II}(MeCN)_2Cl_2$ in acetonitrile under reflux condition led to formation of complex **1** which was further purified by crystallization from acetonitrile solution (Scheme 1). The single crystal X-ray diffraction showed the complex crystallizes in orthorhombic, space group *Cmc2*(1). The N atoms from the two pyrazoles chelate to the Pd^{II} forming a seven membered ring and the remaining two coordination sites of the Pd^{II} are satisfied by two chloride ions. The two Pd-N bond distances are ca. 2.024 Å with an angle of ca. 85.5°. 1H NMR of the complex indicate that the complex is pure and supports that the solution structure is same as in the solid state where the Pd is coordinated via the two pyrazole nitrogen and the hydrogens of the two -OH groups of hydroquinone are visible in the 1H NMR spectra.

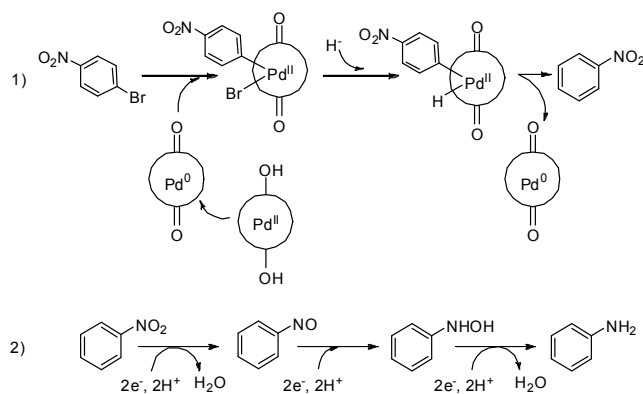


Scheme 1. Synthetic methodology of **1** along with x-ray crystal structure displaying 30% probability thermal ellipsoids. All hydrogen atoms and solvent molecules are omitted for the sake of clarity.

The catalytic activity studies of **1** towards the reduction of aromatic nitro compounds showed the catalyst to be a promising candidate. After optimization (Table S3-S5, Supporting Information) it was found that with 0.25 mol % of catalyst at room temperature in water would provide with excellent isolated yield. Hence we probed the aromatic nitro reduction reactions with various substrates (Table 2) containing different functional group and found good efficiency and selectivity towards both aromatic and hetero aromatic nitro compounds. Most of the nitro substrates used are barely soluble in water but as the reaction proceeds they become soluble once converted to the respective amine. The progress of the reduction of 4-nitrobenzonitrile reaction was monitored by 1H NMR study in D_2O at 25°C (Figure S3, Supporting Information) with catalyst **1**, where we found the increase in product concentration, with respect to 1,4-dioxane used as standard, with increase in time, using 0.25 mol% catalyst. The NMR spectra also show the appearance of two peaks at 7.15 and 7.67 ppm due to the formation of hydroxylamine as an intermediate, which vanishes with time (Figure S3). It should be noted that the nitroarene reduction conditions used may also generate nanoparticles of Pd in solution although quantitative conversions were obtained using stoichiometric $NaBH_4$. Hence to understand the importance of the ligand we studied the catalysis with other most common palladium substrates viz. $Pd(OAc)_2$, $PdCl_2$ and $Pd(MeCN)_2Cl_2$ only without the ligand H_2L keeping other reaction conditions same (Table S6, Supporting Information). If only Pd is responsible for catalysis we would obtain similar yields in the nitroarene reduction. Ethanol was used as solvent since the palladium complexes used were better soluble in ethanol. Hence, the comparison would be more accurate in ethanol and the nitroarene reduction is equally efficient in ethanol. We found that using upto 1 mol% of the

above three compounds the nitroarene reduction yield was less than 40% in 6 h whereas for the same substrate the $[Pd(H_2L)(Cl)_2]$ (**1**) gave complete conversion to aryl amine in ca. 10 min emphasizing the efficiency of **1**.

A careful look at Table 2 shows that with bromo or iodo substituted nitroarenes, the reduction reaction is coupled with dehalogenation. This indicated the probability of Suzuki-Miyaura cross-coupling by **1** where the dehalogenation is a part of the mechanistic step (Scheme S1, Supporting Information). The 1H NMR of the reaction between iodobenzene and $NaBH_4$ in presence of **1** showed that the formation of a single peak at 7.32 ppm corresponding to the formation of benzene by dehalogenation of iodobenzene. There is also a weak signal at -17 ppm which might be due to the presence of a transient Pd-H intermediate^[14] (Figure S1-S2, Supporting Information) indicating the role of Pd in dehalogenation during the reduction reaction. However, a direct hydride attack at the Pd bound benzene ring also cannot be excluded. The NMR shows that most of the substrate is converted to dehalogenated product by the time we recorded the NMR spectra (5-6 min). Hence this catalyst has potential for dehalogenation and reduction in a single pot when the halogen atoms attached to the nitro arene is a bromine or



Scheme 2. Representative dehalogenation and nitroarene reduction mechanism of 1-bromo-4-nitrobenzene as a model substrate (Detailed mechanism in supporting information).

iodine. A nitroarene reduction mechanism involving Pd-H intermediate may be as proposed in Scheme 2 (more details in S2) which also takes into account the simultaneous dehalogenation. The mechanism is also supported by the literature knowledge of the transformation of quinone to hydroquinone in presence of hydride.^[15] In presence of sodium borohydride the quinone Pd^{II} complex **1** is reduced to a hydroquinone Pd^{II} complex which further changes to a quinone Pd^0 complex and donates two electrons to the substrate/intermediate to perform two electron reduction in each step and the hydrogens are coming from solvent. After each step the quinone Pd^{II} complex **1** is reformed and the cycle continues. Hence, $NaBH_4$ helps recycle the catalyst whereas the Pd centre donates electron to the substrate and consecutive intermediates helping the 6e⁻ catalytic reduction (Scheme 2 and S2). The chloro substituted substrates were not dehalogenated under similar conditions which reflect that it may be possible to impart selectivity of dehalogenation due to lower activity of the catalyst towards dehalogenation of chloro group. Since we found that the

catalyst has possibility in Suzuki –Miyaura cross-coupling we probed it for the same as that would open a possibility of tandem catalysis using the same catalyst. The literature data suggested that a catalyst that would perform both Suzuki-Miyaura (with aryl halides and phenylboronic acids) and reduction of nitroarenes in a single pot in two consecutive steps in room temperature is not known.

The study of catalytic activity of **1** towards Suzuki-Miyaura cross coupling reaction was initially done with 4-bromoanisole which showed complete conversion with 0.5 mol% of catalyst. Following which the conditions were standardised varying the sol

Table 2. Reduction of aryl nitro compound catalyzed by **1**.^a

$\text{Ar-NO}_2 \xrightarrow[\text{NaBH}_4, \text{Water}, 27^\circ\text{C}]{\text{Pd-catalyst}} \text{Ar-NH}_2$				
Entry	Substrate	Product	Isolated Yield ^b (%)	Time (h)
1			98	0.42
2			98	0.67
3			98	0.17
4			98	0.5
5			98	0.33
6			99	0.25
7			98	0.42

^a Reaction conditions: 1.0 mmol nitro benzene, 4.0 mmol sodium borohydride, 0.25 mol% catalyst **1**, water, 27 °C. ^b Isolated yields were reported after column chromatography.

-vent (Table S7, Supporting Information), base (Table S8, Supporting Information) and catalyst loading (Table S9, Supporting Information) using the same halide substrate and phenylboronic acid. We found that ethanol and K₂CO₃ are the best solvent and base and only 0.25 mol% catalyst loading can successfully convert reactants to product within 1 - 4.5 h at room temperature using a green solvent like ethanol (with other substrates, Table S11, Supporting Information). It is well known that the palladium has to reduce to the Pd⁰ state to perform the catalytic cycle of Suzuki-Miyaura cross-coupling, here the hydroquinone ligand would be useful since the it is capable of undergoing two electron oxidation. Hence, the mechanistic steps proposed take this into account (Scheme S1, Supporting Information).

We attempted one pot tandem type catalysis to synthesize biaryl amines from nitro substituted aryl halide using **1**. 0.25 mol% of **1** was loaded at the beginning of the C-C bond coupling reaction along with an aryl halide and phenylboronic acid in

presence of K₂CO₃ and following the completion of C-C bond coupling monitored by silica gel TLC, NaBH₄ was added as hydrogen source without adding any more catalyst and the biaryl amines were isolated in more than 97% yield of the desired products (Table 3).

Table 3. One pot tandem catalytic reaction of aryl nitro halide compound catalysed by **1**.^a

$\text{R-X} + \text{Ph-B(OH)}_2 \xrightarrow[\text{ethanol, 27}^\circ\text{C}]{\text{1) Pd-catalyst (0.25 mol \%), K}_2\text{CO}_3, \text{2) NaBH}_4, 27^\circ\text{C}} \text{R-Ph}$			
R	X	Product	Isolated Yield ^b (%)
p-NO ₂	I		98
m-NO ₂	I		98
p-NO ₂	Br		97

^a Reaction condition: 1.0 mmol aryl nitro halide, 1.5 mmol phenylboronic acid, 3 mmol K₂CO₃, 0.25 mol% catalyst **1**, ethanol at 27 °C; Followed by addition of 4 mmol NaBH₄ in the same pot, 27°C. ^b Isolated yields were reported after column chromatography.

Conclusions

In conclusions, we have presented well characterized, easy to synthesize air stable hydroquinone based palladium complex **1** which shows promising activity towards reduction of nitro arenes in presence of other functionalities like nitriles. The amount of catalyst required is low (0.25mol%) and moreover the same catalyst is also capable of C-C cross coupling followed by reduction of nitroarenes in one pot without any further catalyst addition which renders it suitable as a Tandem catalyst for the above purpose. Finally, for halide substrates the catalyst may have potential for simultaneous dehalogenation and nitro reduction if the halides are bromine or iodine. The potential of the catalyst warrants further work with a wider spectrum of substrate to check upon its functionality tolerance and use of the dehalogenation reaction for other possible substitutions along with detailed mechanistic studies.

Acknowledgements

We sincerely acknowledge DST for financial support vide project no SR/S1/IC-36/2010. We also thank IISER Kolkata for the financial and infra-structural support, including NMR, single crystal X-ray facilities and other analytical instruments. A.K. is thankful to DST for Inspire fellowship. K.P. thanks UGC, A.S. thanks IISER Kolkata and S.K.D. thanks CSIR-India for providing research fellowship.

Notes and references

- [1] a)M. K. Lakshman, *J. Organomet. Chem.* **2002**, *653*, 234; b)A. Suzuki, *J. Organomet. Chem.* **1999**, *576*, 147; c)U. Christmann, R. Vilar, *Angew. Chem., Int. Ed.* **2005**, *44*, 366; d)S.-D. Yang, C.-L. Sun, Z. Fang, B.-J. Li, Y.-Z. Li, Z.-J. Shi, *Angew. Chem., Int. Ed.* **2008**, *47*, 1473; e)A. Suzuki, *Angew. Chem., Int. Ed.* **2011**, *50*, 6722; f)C.-L. Sun, B.-J. Li, Z.-J. Shi, *Chem. Commun.* **2010**, *46*, 677; g)F. K. Sheffy, J. P. Godschalx, J. K. Stille, *J. Am. Chem. Soc.* **1984**, *106*, 4833; h)R. Giri, N. Maugel, J.-J. Li, D.-H. Wang, S. P. Breazzano, L. B. Saunders, J.-Q. Yu, *J. Am. Chem. Soc.* **2007**, *129*, 3510; i)K. L. Hull, M. S. Sanford, *J. Am. Chem. Soc.* **2007**, *129*, 11904; j)N. Miyauro, A. Suzuki, *Chem. Rev.* **1995**, *95*, 2457; k)A. F. Littke, G. C. Fu, *Angew. Chem., Int. Ed.* **2002**, *41*, 4176; l)X. Chen, K. M. Engle, D.-H. Wang, J.-Q. Yu, *Angew. Chem., Int. Ed.* **2009**, *48*, 5094; m)K. C. Nicolaou, P. G. Bulger, D. Sarlah, *Angew. Chem., Int. Ed.* **2005**, *44*, 4442; n)A. F. Littke, C. Dai, G. C. Fu, *J. Am. Chem. Soc.* **2000**, *122*, 4020.
- [2] a)D. Hollmann, S. Baehn, A. Tillack, M. Beller, *Angew. Chem., Int. Ed.* **2007**, *46*, 8291; b)S. U. Sonavane, M. B. Gawande, S. S. Deshpande, A. Venkataraman, R. V. Jayaram, *Catal. Commun.* **2007**, *8*, 1803; c)X. Yuan, N. Yan, C. Xiao, C. Li, Z. Fei, Z. Cai, Y. Kou, P. J. Dyson, *Green Chem.* **2010**, *12*, 228; d)F. Wang, J. Liu, X. Xu, *Chem. Commun.* **2008**, 2040; e)A. Yokoyama, H. Suzuki, Y. Kubota, K. Ohuchi, H. Higashimura, T. Yokozawa, *J. Am. Chem. Soc.* **2007**, *129*, 7236; f)K. C. Nicolaou, J. M. Ramanjulu, S. Natarajan, S. Brase, H. Li, C. N. C. Boddy, F. Rubsam, *Chem. Commun.* **1997**, 1899; g)O. Baudoin, M. Cesario, D. Guenard, F. Gueritte, *J. Org. Chem.* **2002**, *67*, 1199.
- [3] a)R. S. Downing, P. J. Kunkeler, H. van Bakkum, *Catal. Today* **1997**, *37*, 121; b)A. M. Tafesh, J. Weiguny, *Chem. Rev.* **1996**, *96*, 2035; c)R. J. Rahaim, Jr., R. E. Maleczka, Jr., *Org. Lett.* **2005**, *7*, 5087; d)S. Chandrasekhar, S. J. Prakash, C. L. Rao, *J. Org. Chem.* **2006**, *71*, 2196; e)B. Chen, U. Dingerdissen, J. G. E. Krauter, H. G. J. Lansink Rotgerink, K. Moebus, D. J. Ostgard, P. Panster, T. H. Riermeier, S. Seebald, T. Tacke, H. Trauthwein, *Appl. Catal., A* **2005**, *280*, 17; f)P. K. Mandal, J. S. McMurray, *J. Org. Chem.* **2007**, *72*, 6599.
- [4] a)R. Dey, N. Mukherjee, S. Ahammed, B. C. Ranu, *Chem. Commun.* **2012**, *48*, 7982; b)S. Park, I. S. Lee, J. Park, *Org. Biomol. Chem.* **2013**, *11*, 395; c)X. Liu, S. Ye, H.-Q. Li, Y.-M. Liu, Y. Cao, K.-N. Fan, *Catal. Sci. Technol.* **2013**, *3*, 3200; d)K. Layek, M. L. Kantam, M. Shirai, D. Nishio-Hamane, T. Sasaki, H. Maheswaran, *Green Chem.* **2012**, *14*, 3164; e)M. Baron, E. Metay, M. Lemaire, F. Popowycz, *Green Chem.* **2013**, *15*, 1006; f)A. K. Shil, P. Das, *Green Chem.* **2013**, *15*, 3421.
- [5] a)I. H. Abd El Maksod, E. Z. Hegazy, S. H. Kenawy, T. S. Saleh, *Adv. Synth. Catal.* **2010**, *352*, 1169; b)R. V. Jagadeesh, G. Wienhoefer, F. A. Westerhaus, A.-E. Surkus, M.-M. Pohl, H. Junge, K. Junge, M. Beller, *Chem. Commun.* **2011**, *47*, 10972; c)P. P. Sarmah, D. K. Dutta, *Green Chem.* **2012**, *14*, 1086; d)T. Schabel, C. Belger, B. Plietker, *Org. Lett.* **2013**, *15*, 2858; e)M. Sutter, L. Pehlivan, R. Lafon, W. Dayoub, Y. Raoul, E. Metay, M. Lemaire, *Green Chem.* **2013**, *15*, 3020; f)F. Yuste, M. Saldana, F. Walls, *Tetrahedron Lett.* **1982**, *23*, 147; g)K. Junge, B. Wendt, N. Shaikh, M. Beller, *Chem. Commun.* **2010**, *46*, 1769; h)U. Sharma, P. K. Verma, N. Kumar, V. Kumar, M. Bala, B. Singh, *Chem. - Eur. J.* **2011**, *17*, 5903.
- [6] a)G. Brieger, T. J. Nestrick, *Chem. Rev.* **1974**, *74*, 567; b)P. Lara, A. Suarez, V. Colliere, K. Philippot, B. Chaudret, *ChemCatChem* **2014**, *6*, 87; c)X. Xi, Y. Liu, J. Shi, S. Cao, *J. Mol. Catal. A Chem.* **2003**, *192*, 1; d)V. Pandarus, R. Ciriminna, F. Beland, M. Pagliaro, *Adv. Synth. Catal.* **2011**, *353*, 1306; e)R. F. D'Vries, M. Iglesias, N. Snejko, S. Alvarez-Garcia, E. Gutierrez-Puebla, M. A. Monge, *J. Mater. Chem.* **2012**, *22*, 1191.
- [7] a)L. Pehlivan, E. Metay, S. Laval, W. Dayoub, P. Demonchaux, G. Mignani, M. Lemaire, *Tetrahedron Lett.* **2010**, *51*, 1939; b)R. J. Rahaim, Jr., R. E. Maleczka, Jr., *Synthesis* **2006**, 3316.
- [8] S. M. Kelly, B. H. Lipshutz, *Org. Lett.* **2014**, *16*, 98.
- [9] A. Chinnappan, H. Kim, *RSC Adv.* **2013**, *3*, 3399.
- [10] a)P. Anastas, J. Warner, *Green Chemistry: Theory and Practice*, **1998**; b)J. Clark, D. MacQuarrie, *Handbook of Green Chemistry & Technology*, **2002**; c)M. Lancaster, *Green Chemistry: An Introductory Text*, **2002**.
- [11] A. A. Vernekar, S. Patil, C. Bhat, S. G. Tilve, *RSC Adv.* **2013**, *3*, 13243.
- [12] R. J. Kalbasi, F. Zamani, *RSC Adv.* **2014**, *4*, 7444.
- [13] E. Vasilikogiannaki, C. Gryparis, V. Kotzabasaki, I. N. Lykakis, M. Stratakis, *Adv. Synth. Catal.* **2013**, *355*, 907.
- [14] a)P. Leoni, M. Sommovigo, M. Pasquali, S. Midollini, D. Braga, P. Sabatino, *Organometallics* **1991**, *10*, 1038; b)Y. Zhu, C.-H. Chen, C. M. Fafard, B. M. Foxman, O. V. Ozerov, *Inorg. Chem.* **2011**, *50*, 7980.
- [15] a)J. Cheng, K. L. Handoo, J. Xue, V. D. Parker, *J. Org. Chem.* **1993**, *58*, 5050; b)X.-Q. Zhu, C.-H. Wang, H. Liang, J.-P. Cheng, *J. Org. Chem.* **2007**, *72*, 945.