

RSC Advances



This is an *Accepted Manuscript*, which has been through the Royal Society of Chemistry peer review process and has been accepted for publication.

Accepted Manuscripts are published online shortly after acceptance, before technical editing, formatting and proof reading. Using this free service, authors can make their results available to the community, in citable form, before we publish the edited article. This *Accepted Manuscript* will be replaced by the edited, formatted and paginated article as soon as this is available.

You can find more information about *Accepted Manuscripts* in the [Information for Authors](#).

Please note that technical editing may introduce minor changes to the text and/or graphics, which may alter content. The journal's standard [Terms & Conditions](#) and the [Ethical guidelines](#) still apply. In no event shall the Royal Society of Chemistry be held responsible for any errors or omissions in this *Accepted Manuscript* or any consequences arising from the use of any information it contains.

“The Green Side of the Moon: Ecofriendly Aspects of Organoselenium Chemistry”

Stefano Santoro,^a Juliano B. Azeredo,^b Vanessa Nascimento,^b Luca Sancineto,^c Antonio L. Braga,^b and Claudio Santi^{c*}

5 DOI: 10.1039/b000000x [DO NOT ALTER/DELETE THIS TEXT]

Organoselenium chemistry has proven to be a powerful tool for organic synthesis over several decades. Nevertheless, the use of selenating reagents has often been limited by a generally bad reputation surrounding selenium toxicity and its potential impact on the environment. In this review we would like to stress some aspects that will encourage the reader to discover an unexpected “Green Side” to this element and the chemistry connected with its organic derivatives.

1. Introduction

Although selenium was discovered in the 18th century by the Swedish chemist Jöns Jacob Berzelius, its widespread application in organic chemistry began in the 1970s, when the selenoxide elimination reaction was reported as a convenient method for the synthesis of olefins.¹ The possibility to promote a large number of different reactions, including C-C and carbon-heteroatoms bond formations and cyclofunctionalization, makes organoselenium compounds very interesting reagents in modern synthesis. These reaction, moreover, are often characterized by high levels of chemo-, regio- or stereoselectivity. Organoselenium compounds can act, as nucleophiles, electrophiles or radicals, in a wide variety of direct functional groups transformation, potentially avoiding protection-deprotection steps that are particularly detrimental in the design of a green chemical procedure.²

25 In addition, the discovery of a series of selenoproteins as an important class of mammalian antioxidant enzymes increased significantly the interest in the chemistry of this element. Some organoselenium compounds have been recently investigated also for their biological activities, such as antioxidant, anticancer, anti-inflammatory, and antiviral, due to their capability to act as mimetic of selenium-containing enzymes.³ It is, therefore, increasingly common to find in the literature examples of organoselenium compounds as final products, rather than just as intermediates in multi-step syntheses.

On the other hand, since the definition of the concept of green chemistry in 1990s,⁴ the development of chemical procedures aiming at reducing the use and the generation of hazardous substances developed dramatically. In recent years, environmental issues have been highlighted in national and international media and a more sustainable development is on the agenda of most of the government leaders.⁵ The “green chemistry approach”, aiming at achieving sustainability at the molecular level, is nowadays considered with great interest by chemical and pharmaceutical industries, as well as an affirmed and well-developed field of study and research in the academia.

40 In 2009, some of us highlighted that many of the criteria contained in the 12 rules of green chemistry can be addressed by selenium-based catalysis.⁶

This idea involves also the biological properties of selenoproteins, the natural catalysts selected by the evolution for the regulation of several redox balances in living systems, and could be considered a seminal starting point for the development of a branch of recent research that will be covered by this review article.⁷

5 The key aspects for the development of a greener approach to the synthesis and the use of the organoselenium compounds can be collected in three main areas: the use of alternative solvents and/or reaction media (such as ionic liquids, glycerol and water), the use of non-conventional and energy-saving sources of activation (microwaves, ultrasounds and electrochemistry) and organoselenium derivatives as
10 catalysts with particular regard to the bio-inspired applications.

In this review we intend to stress the potential use of organoselenium reagents for the development of greener reactions, taking inspiration from some examples that already present seminal characteristic connected and/or related to some of the twelve “green rules”. It is not our intention to comprehensively review all the treated topics
15 and for this reason we chose selected examples, mainly focusing on our own research interests. Moreover, since some reactions presented here could fit in more than one section of this review, we had to take arbitrary decisions in these cases.

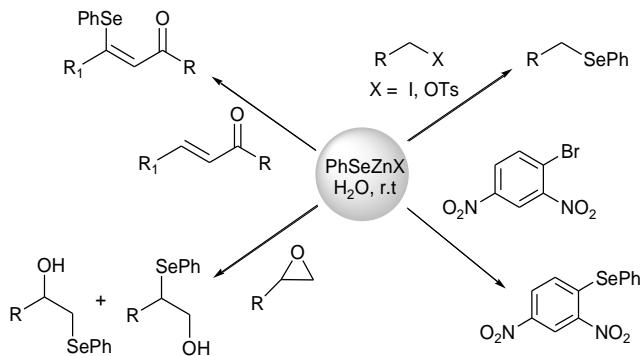
We also included a brief paragraph, at the end of this review, discussing the toxicity of selenium and selenium-containing compounds. In our view, this could stimulate a
20 more realistic approach on the definition of the chemistry involving these derivatives as final products, intermediates, reagents and wastes.

2. Organoselenium reagents in non-conventional media

25 2.1 Reactions in water

Water is a low-cost, safe, non-toxic and often reusable reaction media which can positively contribute to prevent the production of non-recyclable organic wastes. Several organic reactions have been demonstrated to proceed in good yields and
30 selectivity also in aqueous media,⁸ and recently a number of new organoselenium reagents were designed to perform selenium mediated reactions in water or in “on water” conditions.⁹

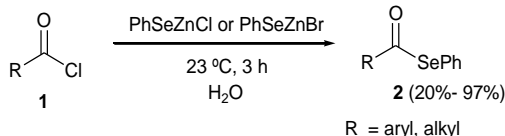
Among them, an interesting class of selenates was prepared through a 100% atom economical oxidative insertion of elemental zinc into commercially available PhSe-halides,^{10,11a,11b} and subsequently used in several efficient nucleophilic reactions.¹¹ These nucleophilic reagents are not water soluble and have been used in “on water” conditions for different synthetic purposes: nucleophilic substitutions on sp² and sp³ carbons,^{11a,b,e} ring opening reactions on epoxides,^{11a,b,12} as well as Michael-type additions to unsaturated ketones (Scheme 1).^{11d} In all cases the reaction effected in
40 water suspension showed higher rates compared to the same reaction effected in THF, indicating an activation mechanism similar to those described by Sharpless in the theory of the “on water” conditions.¹²



Scheme 1. Reactivity of PhSeZnX (X = Cl or Br)

5 More recently, some of us reported the synthesis of selenol esters by reaction of acyl chlorides **1** with PhSeZn-halides in “on water” conditions. Surprisingly, the nucleophilic substitution of the acyl chloride by nucleophilic selenium was in every case faster than the hydrolysis, affording aryl and alkyl phenylselenol esters **2** in moderate to excellent yields (ranging from 20% to 97%, Scheme 2).¹³ The
 10 chemoselectivity was proposed to be associated to a concerted mechanism in which the zinc ion acts as a Lewis acid coordinating the carbonyl oxygen and directing the nucleophilic selenium attack. The recyclability of the aqueous medium was also investigated and it was demonstrated that it is possible to obtain good yields for more than ten consecutive runs, by simply neutralizing the pH after each run.

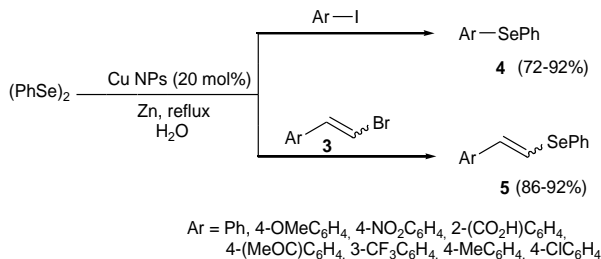
15



Scheme 2. Synthesis of selenol esters using PhSeZn-halides

20 Ranu and co-workers reported the syntheses of aryl selenides **4** and vinyl selenides **5** using aryl iodides or vinyl bromides, diphenyl diselenide **6**, zinc dust and catalytic amounts of copper nanoparticles in aqueous medium, as shown in Scheme 3.¹⁴ A variety of aryl selenides were prepared, bearing electron-donating as well as
 25 electron-withdrawing groups on the aromatic ring of the aryl halides. For the synthesis of vinyl selenides, it was observed that (*E*)-vinyl bromides provide (*E*)-vinyl selenides in a stereoselective way, while (*Z*)-vinyl bromides afford mixtures of (*E*) and (*Z*) geometric isomers. It is worth mentioning that the copper nanoparticles can be recovered and reused for subsequent reaction runs. A different mechanism is probably involved in the reaction of vinyl halides and PhSeZnCl in “on water”
 30 conditions. The substitution at the vinylic carbon occurred with retention of the configuration of the starting material with the only exception of olefins conjugated with a carbonyl group. In the latter case the reaction resulted to be stereoconvergent affording the (*Z*)-isomer starting from either (*E*)- or (*Z*)-halides. DFT calculations demonstrated the effect of the zinc coordination on this selectivity.^{11e}

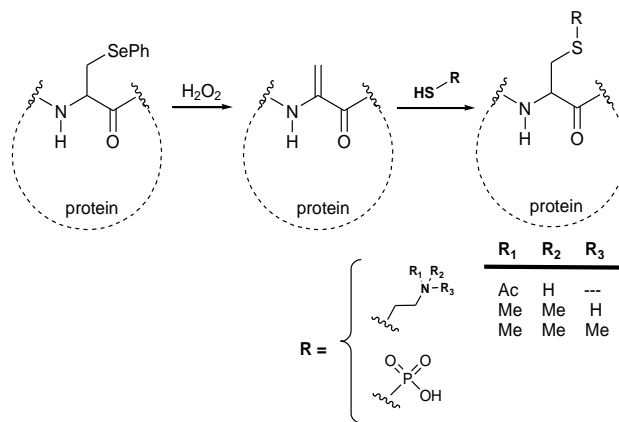
35



Scheme 3. Copper catalyzed preparation of aryl- and vinyl selenides

- 5 Recently the development and application of novel strategies for the synthesis of homogeneous proteins largely involved selenium intermediates and their reaction in aqueous media. As an example, the non-natural amino acid Phenylselenocysteine (PhSec) has been efficiently used for the chemoselective introduction of *N*-methyl, *N*-acetyl or phosphoric moieties into proteins.
- 10 The reaction is promoted in very mild conditions by hydrogen peroxide (40 minutes at room temperature in pH 8.5 Tris buffer) and converts PhSec to dehydroalanine. This latter is then allowed to react with lysine derivatives or with phosphorylating agents affording the final posttranslational modification mimics through a Michael addition reaction (Scheme 4).¹⁵

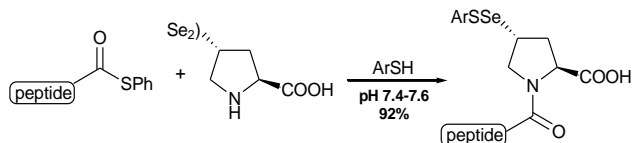
15



Scheme 4. Phenylselenocysteine in the synthesis of posttranslational modification mimics

- 20 Danishefsky and co-workers reported the synthesis of a proline diselenide as a ligation agent in the functionalization of peptides containing a sterically demanding amino acid on the C-terminal. The reaction proceeds in high yields in a 7.4-7.6 pH buffer. Also, the deselenation occurred in aqueous media in the presence of dithiotreitol (DTT) at pH 5.0-6.0 (Scheme 5)¹⁶

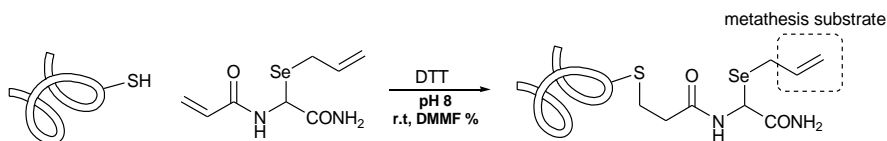
25



Scheme 5. Seleno-Proline mediated ligation

5 The introduction of an allyl selenide moiety as a suitable metathesis substrate enables a number of protein surface modifications difficult to achieve through other approaches. The installation of extended Se-allylselenocysteine (Seac) on protein surface is obtained by reacting Seac-acrylamide in the presence of DTT and a catalytic amount of DMF in a buffered aqueous medium. (Scheme 6)¹⁷ Similarly, 10 protected β -selenol phenylalanine derivatives can be incorporated into peptides and used in ligation reactions with peptide thioesters. From the resulting peptide the selenium moiety can be removed using tris(2-carboxyethyl)phosphine (TCEP) and DTT in a one-pot procedure to afford an Ala residue.¹⁸

In a different way a similar functionalization can be effected following a biomimetic 15 approach via a conjugated addition of allyl selenoate to dehydroalanine.¹⁹



20 **Scheme 6.** Protein surface modification by reaction with Seac-acrylamide

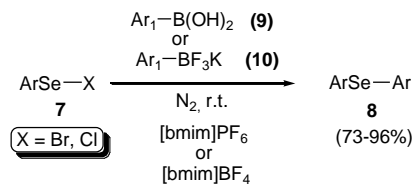
Chalcogen-assisted cross-metathesis can be performed in aqueous medium. Allyl 25 selenide-containing proteins showed a remarkably higher reactivity than the corresponding sulfur derivatives. The difference in reactivity may be attributed to the softness of selenium, which makes the coordination to ruthenium even more favorable than the sulfur coordination. As an example, the reaction between functionalized protein and allyl alcohol required very mild conditions, affording almost quantitative conversion in only 15 minutes at room temperature. Efficient cross metathesis was demonstrated for the reaction of unhindered allyl selenide- 30 containing proteins with several substrates including carbohydrates, oligo(ethylene glycols), allyl acetamides and alkenes with electron-withdrawing ammonium salts.

The application of organoselenium intermediates in water has been recently reported for the preparation of CdSe quantum dots. Luminescent aqueous colloids of mercaptopropionic acid capped cadmium selenide nanoparticles can be prepared 35 using SeO₂ as selenium source. The oxide reacts with water to afford seleninic acid and this is reduced by thiol to the corresponding sulfur selenide (RSSeSR) that, due to its instability, acts as source of Se ions suitable for the preparation of CdSe nanoparticles.²⁰

40 2.2 Reactions in ionic liquids (IL)

Ionic liquids can be employed as alternative solvents in organic synthesis due to some favorable properties such as non-volatility, non-flammability, thermal and

The reaction of electrophilic selenium species and boron derivatives was described by Lenardão and co-workers as an alternative protocol for the preparation of diaryl selenides **8** in [bmim]PF₆ or [bmim]BF₄ (Scheme 9).²⁷ The selective syntheses of these compounds were realized in a catalyst-free process, using aryl boronic acids **9** or potassium aryltrifluoroborate **10** through a substitution reaction with arylselenenyl halides (chlorides or bromides) **7**. Yields were generally good, ranging from 73% to 96%.



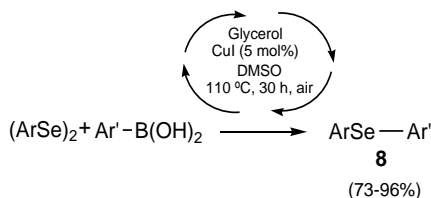
10

Scheme 9. Preparation of diaryl selenides

2.3 Reactions in glycerol and polyethylene glycol (PEG)

In the last few years, relevant efforts have been devoted to the development of non-conventional fuels, essentially due to the increase of oil price and to the need to replace traditional fuels for environmental reasons.²⁸ In this context, the production and use of biodiesel are steadily growing. The major side product of biodiesel production is glycerol, whose production largely exceeds the market demand.²⁹ Due to its large availability and to its physical and chemical properties, glycerol is generally considered as an environmental friendly solvent.³⁰ The use of glycerol as a solvent has also been reported in the field of organoselenium chemistry, especially in metal catalyzed coupling reactions.³¹

For instance, glycerol was employed in a very efficient copper-catalyzed cross-coupling reaction between aryl boronic acids and diaryl diselenides, in the presence of a stoichiometric amount of DMSO as oxidant (Scheme 10).^{25a} The best results were obtained with CuI as catalyst and a range of diaryl selenides were prepared in good to excellent yields. Recyclability studies were also performed, showing that the glycerol-CuI system could be recovered and reused for successive cycles with limited loss in efficiency.

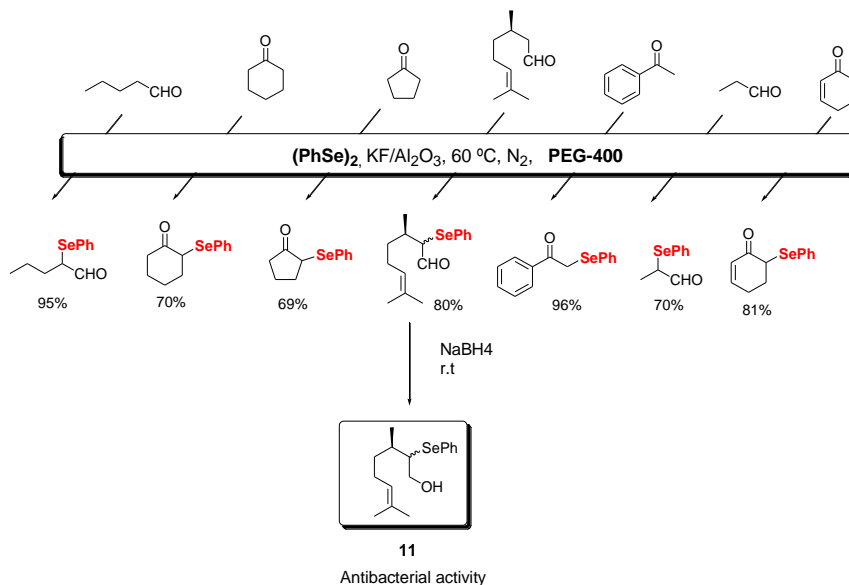


Scheme 10. Synthesis of diaryl selenides employing glycerol as solvent.

35

Alternatively, polyethylene glycol (PEG) can be used as an environmentally benign reaction media in organic chemistry, due to its ease of recyclability. The use of this solvent in the synthesis of organoselenium compounds has also been described. As an example, the selective α -selenylation of aldehydes and ketones was reported to

occur in the presence of a solid-supported catalyst ($\text{KF}/\text{Al}_2\text{O}_3$) and PEG-400 as recyclable medium.³² By this protocol, several 2-phenylseleno aldehydes and ketones could be synthesized in good to excellent yields. This protocol was also applied to the synthesis of the bactericide agent 2-phenylselenocitronellal **11**, as shown in Scheme 11.



Scheme 11. Electrophilic addition of selenium species to aldehydes and ketones

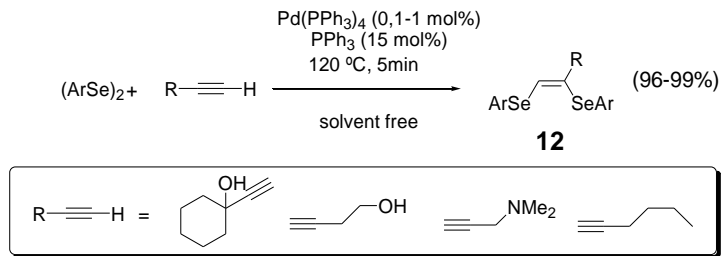
10

2.4 Reactions in solvent-free conditions

Solvent-free reaction conditions have been recognized as an important strategy for improving sustainability of organic transformations.³³ This approach is continuously developing since it allows the reduction of waste generation while avoiding at the same time some drawbacks related to flammability, toxicity and safety of common organic solvents. In this sense, new protocols for the synthesis of organoselenium compounds avoiding the use of solvents have been recently reported in the literature.³⁴

Vinyl bis-selenides **12** could be obtained from the addition of diselenides to alkynes using $\text{Pd}(\text{PPh}_3)_4$ as catalyst, under solvent-free reaction conditions (Scheme 12).³⁵ The advantages of this methodology, beside the usual benefits of not using an organic solvent, are in the quantitative yields, high stereoselectivity of (*Z*)-isomer formation and shorter reaction times.

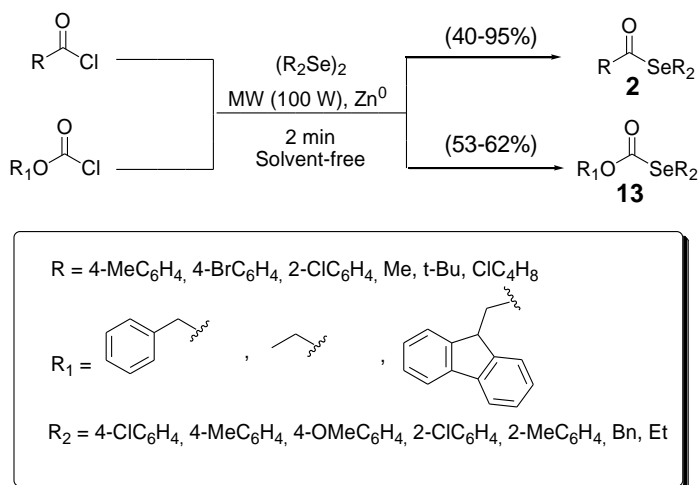
25



Scheme 12. Pd-catalyzed synthesis of vinyl bis-selenides

5 A variety of selenol esters **2** were synthesized in solvent-free conditions, by reacting acyl chlorides and diselenides in the presence of zinc (Scheme 13).^{29a} The reactions completed in only 2 minutes under microwave irradiation. In addition, selenocarbonates **13**, an interesting organoselenium protecting group, were also prepared using this ecofriendly approach.³⁶

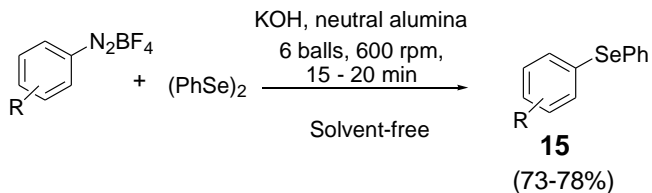
10



Scheme 13. Solvent-free synthesis of selenol esters and selenocarbonates

15 Recently, a new solvent-, ligand-, and metal-free protocol for the synthesis of unsymmetrical diaryl chalcogenides **15** was developed (Scheme 14).^{27d} Diaryl dichalcogenides and diazonium tetrafluoroborates **14** react in the presence of KOH and neutral alumina in a ball-milling system, affording the corresponding products in short times and good yields.

20



R = OMe; 2,6-diMe; 4-COCH₃; 4-CF₃; 4-CN; 4-CO₂CH₃; 3-Cl; 4-Me; 4-Br

Scheme 14: Solvent-free synthesis of unsymmetrical selenides

5

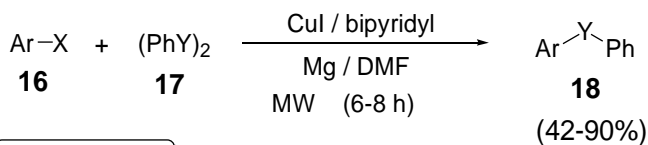
3. Application of different sources of energy in organoselenium chemistry

3.1 Microwave-assisted reactions

10 The use of microwave as an alternative source of heating has received much attention in organic chemistry.³⁷ Although it is debated whether microwave heating is actually more energy-efficient than conventional heating or not,³⁸ the use of microwave can still have some potential benefits. These advantages, resulting mainly from the decrease of wall effects, include shorter reaction times, limited side products formation and better reproducibility compared to the relative conventional process.³⁹

15 Microwave irradiation has found wide application in the synthesis of organoselenium compounds.⁴⁰

A copper-based catalytic system for the preparation of diaryl chalcogenides **18** under 20 microwave heating was reported by Kumar and Engman (Scheme 15). Aryl halides **16** and dichalcogenides **17** could undergo cross-coupling reactions mediated by CuI/bipyridyl as catalyst in the presence of magnesium and DMF as solvent. With this methodology the reaction times could be reduced from 2-3 days to 6-8 hours.⁴¹

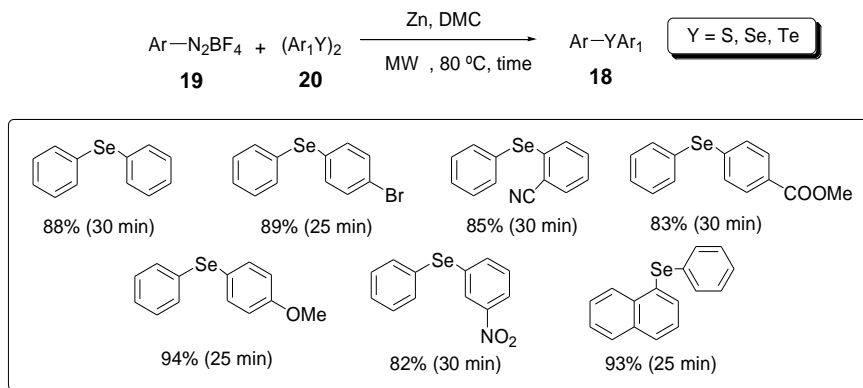


X = Cl, Br, I
Y = S, Se, Te

25

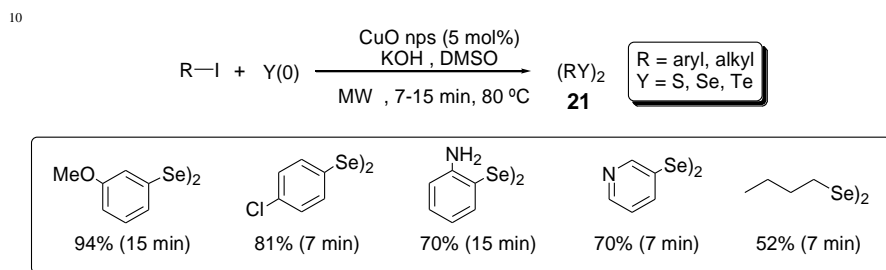
Scheme 15. Microwave-assisted synthesis of diaryl chalcogenides

Another valuable approach to obtain unsymmetrical diaryl chalcogenides (S, Se, Te) 30 under microwave irradiation makes use of diaryl dichalcogenides **20**, aryl diazonium fluoroborates **21** and dimethyl carbonate (DMC) in the presence of zinc dust (Scheme 16).⁴² This protocol could provide a wide range of substituted diaryl chalcogenides **18** in high yields and short reaction times.



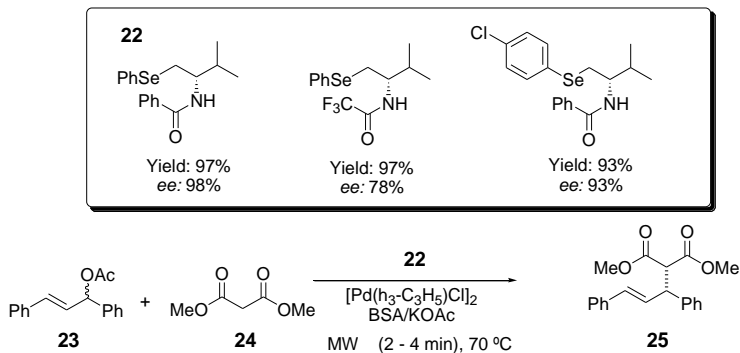
Scheme 16. Zinc mediated microwave-accelerated synthesis of diaryl selenides

⁵ In 2012, some of us reported the C-Y bond formation (Y = S, Se, Te), catalyzed by CuO nanoparticles, for the synthesis of symmetrical diorganoyl dichalcogenides **21** (Scheme 17).⁴³ Starting from aryl iodides, elemental chalcogen, KOH and DMSO as solvent, a variety of compounds (**21**) could be synthesized in good to excellent yields and short reaction times (7-15 minutes).



Scheme 17. Synthesis of diorganoyl diselenides under microwave irradiation

¹⁵ Chiral β -seleno amides **22** were applied as ligands for the microwave-accelerated palladium-catalyzed asymmetric allylic alkylation reaction (Scheme 18).⁴⁴ The reaction of *rac*-1,3-diphenyl-2-propenyl acetate **23** with different malonates (**24**), catalyzed by the enantiopure β -seleno amide palladium complexes, provides the respective alkylated products **25** in good yields and enantiomeric excess, in very ²⁰ short reaction times (2-4 minutes).



Scheme 18. Microwave-assisted asymmetric allylic alkylations with selenium-based chiral ligands

5

Most recently, some of us described a fast microwave-accelerated synthesis of 3-chalcogenyl indoles employing solvent-free conditions. The electrophilic chalcogenyl reagents were synthesized *in situ* from the corresponding dichalcogenides in the presence of DMSO as stoichiometric oxidant and iodine as

10 catalyst.⁴⁵

3.2 Sonochemistry

Another environmentally benign source of energy used in organic chemistry is the

15

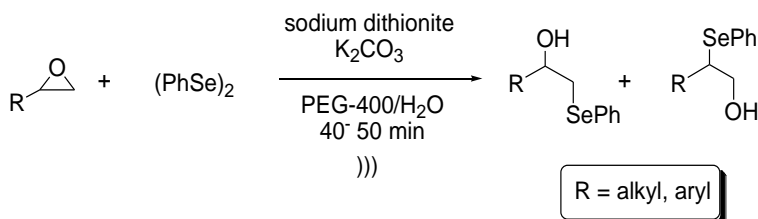
ultrasound irradiation.⁴⁶ Ultrasound waves promote the cavitation phenomena, which is the creation of gaseous or vaporous bubbles in an irradiated sample.⁴⁷ This causes an increase in temperature and pressure inside the cavities, raising the mass transfer of the reaction media. The advantages of the use of this technique are the reduction of reaction times, high selectivity, easy experimental manipulation and the

20

possibility to work at ambient temperature. A few examples of the application of ultrasounds in organoselenium chemistry have been reported in the literature.⁴⁸ In 2011, Cheng and co-workers developed an epoxides ring-opening by diphenyl diselenide under ultrasound irradiation (Scheme 19). The reaction was performed in the presence of a base, sodium dithionite and a

25

PEG-400/H₂O mixture as the solvent. The corresponding β -hydroxyselenides were obtained in high regioselectivities and yields, with reaction times ranging from 40 to 50 minutes. Moreover, the reaction conditions proved to be effective on a large scale.



30

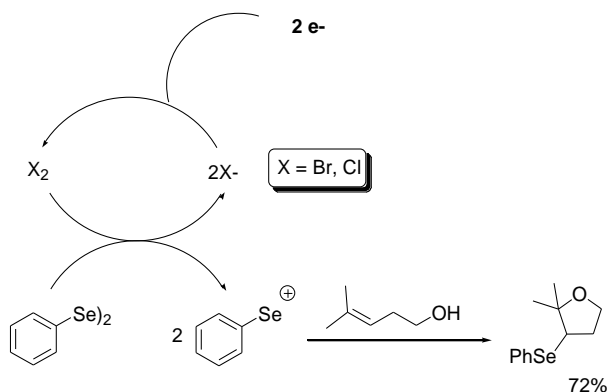
Scheme 19. Selenium epoxide ring-opening under ultrasound irradiation

3.3 Electrochemically promoted reactions

Electrochemistry, though little used in organoselenium chemistry, can be considered among the form of non-conventional activation energies. In particular, this approach was used to generate electrophilic reagents starting from diphenyl diselenides.

The procedure avoids the use of stoichiometric amount of halogens improving the atom economy of the process and reducing the side reaction due to the presence of a stoichiometric amount of a nucleophilic counter ion.

Konstantinovic and co-workers reported that in the presence of a catalytic amount of an electrolyte (tetraethylammonium bromide or calcium chloride) the PhSe^+ species can be generated by anodic oxidation and used to promote cyclofunctionalization reactions starting from alkenols (Scheme 20).⁴⁹

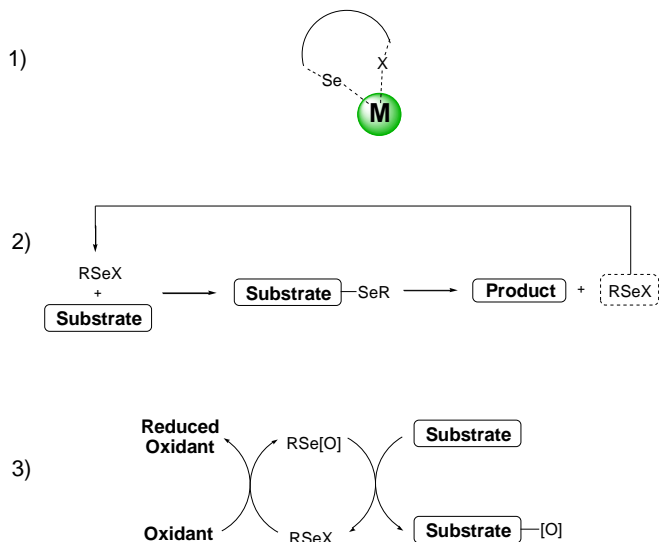


Scheme 20. Electrochemically promoted cyclofunctionalization.

4. Organoselenium Reagents as Catalysts

The use of selenium based reagents as catalysts has been recently reviewed in a number of articles^{6,50} and book chapters.^{7a} For this reason this paragraph will only briefly cover some recent applications, together with some examples selected on the basis of their historic relevance.

Organoselenium derivatives can be used as catalysts or co-catalysts in three different ways: 1) as ligands in metal-catalyzed reactions; 2) as organocatalysts for selenenylation-deselenenylation processes; 3) as oxygen carrier in oxidation reactions (Scheme 21).



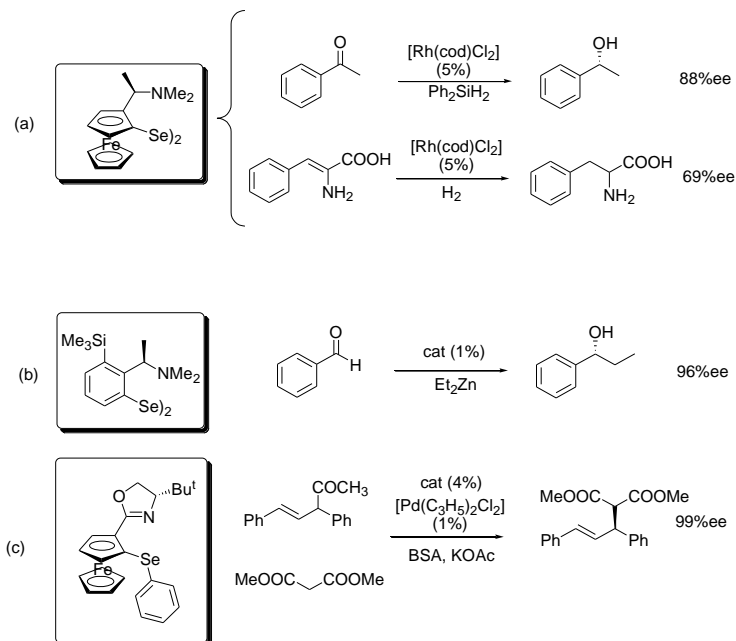
Scheme 21. Catalytic applications of organoselenium compounds

4.1 Selenides and Diselenides in Metal-Catalyzed Reactions

Even if the use of organoselenium compounds as ligands in catalysis dates back to 1975,⁵¹ the first efficient applications only came twenty years later, when Uemura first and several other groups later developed and employed new optically pure selenium based reagents in a number of different asymmetric reactions. Some representative examples are reported in Scheme 22: (a) the rhodium-catalyzed hydrosilylation for the enantioselective reduction of ketones or olefins,⁵² (b) the enantioselective formation of new C-C bond by the diethyl zinc addition to aldehydes,⁵³ and (c) the palladium-catalyzed allylic alkylation (Tsuji-Trost reaction).⁵⁴

In all the cases the most favorable condition for the metal coordination is the presence of a nitrogen atom, with a selenium atom directly linked to an aromatic ring.

Palladium can be efficiently coordinated by a phenyl selenide derivative while zinc, rhodium and other metals such as copper and tin require diselenides. These have been demonstrated, in almost all the cases, to be precatalysts of the actual catalytically active ligand-metal complexes.



Scheme 22. Organoselenium compounds in metal-catalyzed reactions

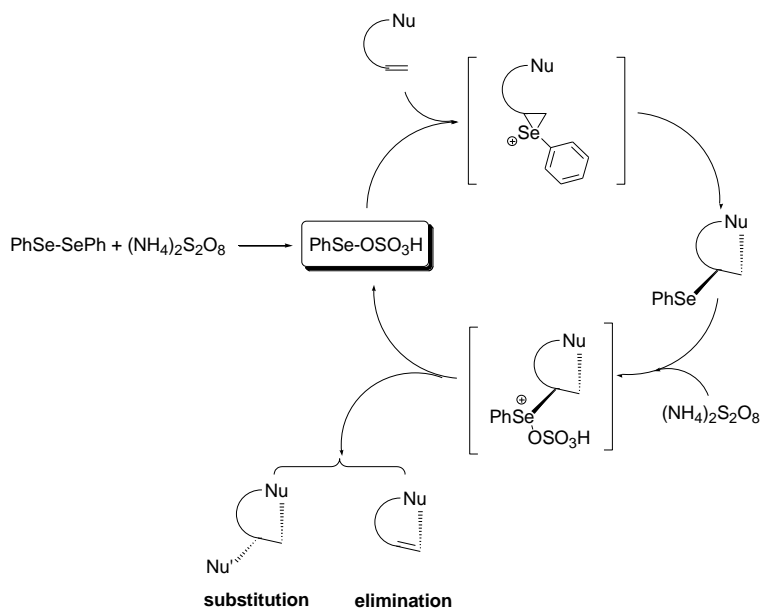
5.4.2 One-Pot Selenation-Deselenation reactions

Electrophilic selenium reagents can be easily prepared from the corresponding diselenides by oxidation of the Se-Se bond. These reagents readily react with olefins and alkynes generating unstable seleniranium intermediates that can be opened by external or internal nucleophiles, leading to functionalized selenides through an addition or a cyclofunctionalization reaction, respectively.^{7a}

When the oxidant is ammonium persulfate the resulting selenide (see Scheme 23 as a general example of a cyclofunctionalization) can be further oxidized to the corresponding selenonium salt. This activates the selenium moiety towards elimination or substitution, depending on the reaction conditions. From these processes the electrophilic PhSe-sulfate, the actual catalyst of the process, is regenerated. In most cases diphenyl diselenide can be recovered at the end of the reaction and reused.

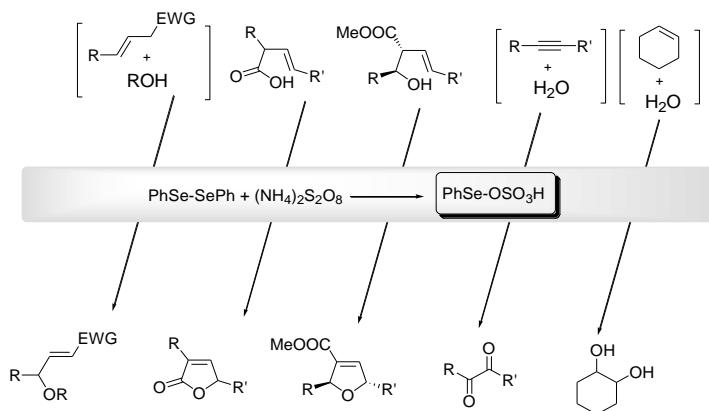
The deselenation by elimination is favored by the presence of an electron-withdrawing group in a suitable position to stabilize, by conjugation, the new carbon-carbon double bond. Representative examples of one-pot catalytic reactions are reported in Scheme 24, including the synthesis of γ -methoxy- or γ -hydroxy- α,β -unsaturated esters and nitriles,⁵⁵ the cyclization of alkenoic acids into butenolides⁵⁶ and the highly stereoselective conversion of 2-cabomethoxy-3-alkenols into the corresponding 2,5-tetrahydrofurans.⁵⁷

When there are no structural conditions that can drive the reaction toward the elimination, and a suitable nucleophile is present (e.g. water as the solvent) a substitution of the selenonium moiety can occur. Using this procedure the oxidation of alkynes into the corresponding 1,2-diketo derivatives⁵⁸ and the synthesis of vicinal diols⁵⁹ have been efficiently achieved.



Scheme 23. One pot selenenylation-deselenenylation for the synthesis of heterocycles

5



Scheme 24. Selected examples of one-pot catalytic conversions.

10

All the processes are the result of a stereospecific *anti* addition to a carbon-carbon double bond through the formation of a seleniranium ion intermediate. Using catalytic amounts of optically pure diselenides some examples of asymmetric transformations were reported in moderate to good level of facial selectivity and using ammonium
15 persulfate or $\text{PhI}(\text{OCOCF}_3)_2$ as oxidant.⁶⁰

4.3 Organoselenium catalysts in oxygen transfer reactions

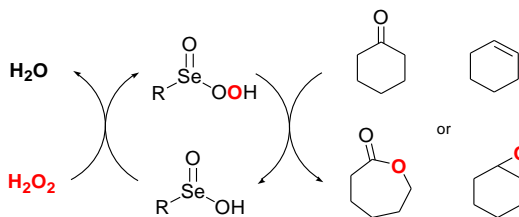
Oxidation reactions are among the most important processes for the chemical

industry, but they often represent a problematic step in terms of waste production and use of toxic reagents. For these reasons the development of new catalysts able to activate “green” oxidants, such as oxygen or hydrogen peroxide, is a very active research area.

5 It has been recently reported that the new bench-stable selenolate PhSeZnCl, in which selenium resembles the selenium atom in the enzyme Gpx (Glutathione Peroxidase), is able to promote the oxygen-mediated oxidation of thiols to the corresponding disulfides. Particularly interesting is the oxidation of glutathione and dithiothreitol that has been used to setup a simple and fast NMR assay for the
10 evaluation of the GPx-like activity of organoselenium derivatives.⁶¹

The use of organoselenium reagents for the activation of hydrogen peroxide was first reported for the Baeyer-Villiger reaction. In this case the actual oxygen transfer agent is a perseleninic acid. The catalytic efficiency is mainly dependent on the electronic nature of the selenium atom in the selenenic acid, and it is increased by
15 the presence of electron-withdrawing groups such as nitro and trifluoromethyl moieties.⁶²

The same catalysts, in the presence of hydrogen peroxide, promote the oxidation of carbon-carbon double bonds affording the corresponding epoxides in yield ranging from moderate to excellent (20-99%), when the reaction is performed in glycerol as
20 recyclable reaction media (Scheme 25).⁶³

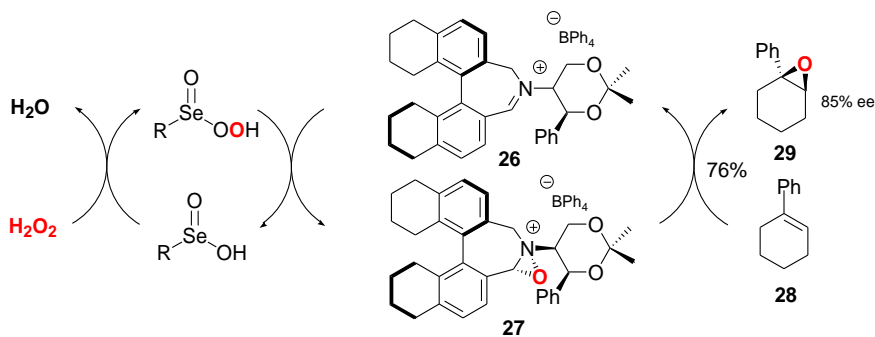


Scheme 25. Baeyer-Villiger and epoxidation reactions

25 When the epoxidation occurs in the presence of water as cosolvent, SeO₂ and diphenyl diselenide catalyze the direct 1,2-dihydroxylation of olefins. It has been proposed that the mechanism involves a competition between an S_N1 and S_N2 ring opening reaction of the initially formed epoxide intermediate, and that the stereoselectivity depends both on the nature of the substrate as well as on the
30 catalyst and the reaction conditions.⁶⁴

The use of L-selenocysteine allows performing the reaction in water as the reaction medium, giving an enhanced catalyst turnover and a complete stereoselectivity in favor of the *anti* isomer. In addition, for endocyclic olefins, an interesting enantioselectivity has been obtained.⁶⁵ From a sustainability point of view, it has
35 been reported that the aqueous medium, which contains the water-soluble catalyst, can be reused without appreciable loss in yields for the first five reaction runs.

Very recently, the first example of an oxaziridinium catalyzed epoxidation reaction mediated by perselenenic acid has been reported. The mechanism involves a double catalytic cycle, in which the oxygen is transferred from hydrogen peroxide to the
40 selenium and from selenium to an iminium ion with the formation of an oxaziridinium intermediate that acts as the final catalyst. Chiral oxaziridinium **27** proved to be able to transfer the oxygen with an appreciable level of enantioselectivity (up to 85% *ee*) in the conversion of cyclic alkene **28** to epoxide **29** (Scheme 26).⁶⁶



conditions: **26** (5mol%) H₂O₂ (50%, 3.0 equiv.) Ph₂Se₂ (1.0 mol%) MeCN, 0°C, 2h

Scheme 26. Enantioselective epoxidation of olefins

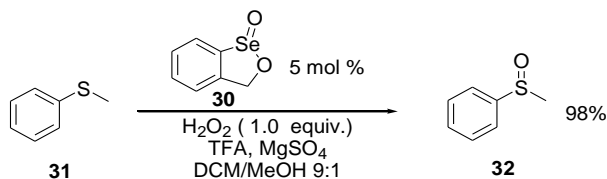
5

Although yields and stereoselectivity are comparable with those obtained using Oxone® as stoichiometric oxidant (75% yield and 88% *ee*), the use of hydrogen peroxide reduces drastically the waste production affecting positively the atom economy of the process.

10 Perfluorooctylseleninic acid has been used for the allylic oxidation of alkenes to enones as well as for the oxidation of aryl ketones into the corresponding ketoacids. In this case the stoichiometric oxidant is iodoxybenzene and the catalyst can be completely recovered at the end of the reaction as diselenide.⁶⁷

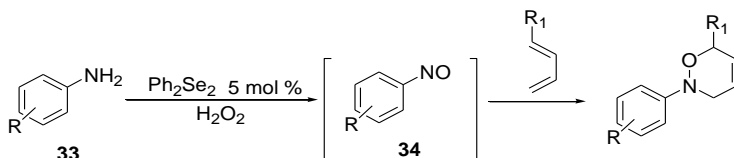
Organoselenium catalysts can also be used, with hydrogen peroxide as
15 stoichiometric oxidant, for the oxidation of heteroatoms. Selenium derivative **30** has been recently used for the highly chemoselective oxidation of sulfide **31** to the corresponding sulfoxide **32** in the presence of trifluoroacetic acid (TFA) as cocatalyst.⁶⁸ The authors demonstrated the presence of a peroxiselenurane intermediate as the actual catalyst of the oxidation reaction (Scheme 24). In the same
20 paper the authors described the use of **30** as precatalyst in a number of different oxidation reactions. Interestingly, applying the reaction conditions described in Scheme 27, 1-methylcyclohexene can be converted into the corresponding epoxide in almost quantitative yield.

25



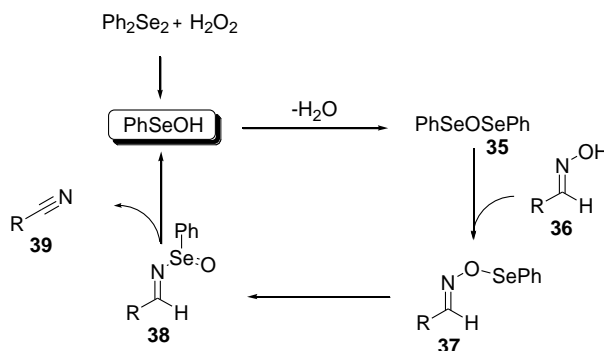
Scheme 27. Oxidation of sulfides to sulfoxides

Similarly, using diphenyl diselenide in the presence of hydrogen peroxide, aromatic
30 amines **33** can be oxidized to the corresponding nitroso derivatives **34**. These could not be isolated but had to be trapped by reaction with a conjugated diene affording the product of a hetero-Diels-Alder reaction (Scheme 28).⁶⁹



Scheme 28. Oxidation of arylamines

5 Very recently, it has been reported that similar reaction conditions promote the dehydration of aldoximes. The initially formed PhSeOH is readily converted into the corresponding seleninic anhydride PhSeOSePh (**35**) that, by reaction with substrate **36**, affords the mixed anhydride **37**. This undergoes a rearrangement to give the corresponding selenoxide **38** that, after a *syn*-elimination, leads to nitrile **39** (Scheme 10 29).⁷⁰



Scheme 29. Aldoximes dehydration

15

5. Toxicology of selenium and selenium-containing compounds

Despite selenium being initially highlighted as a deadly poison, it has been later 20 reinstated as an essential element because of its importance for living cells. Selenium toxicity was historically noted in 1285 when Marco Polo lost his horses crossing the Shanxi Province of China; this event was lately ascribed to the high concentration of this element in forages that caused selenosis in livestock. At the beginning of twentieth century, the chalcogen toxicity was experimentally 25 demonstrated thanks to the seminal works by Franke,⁷¹ Painter,⁷² and Moxon⁷³ who firstly defined the selenium poisoning. Nowadays, selenium is a well-established trace element with a recommended dietary intake of 55 μg for healthy adults per day in both USA and Europe and 50-250 $\mu\text{g}/\text{day}$ for healthy Chinese adults.⁷⁴ Selenium is also essential for many living organism such as bacteria, archea and less evolved 30 eukaryotes.⁷⁵ Even after the experimental demonstration of selenium importance for living systems, a sort of fear surrounded this element so much so that the term “selenophobia” was coined by Frost and Olson.⁷⁶ The reason behind such perception relies in the narrow therapeutic window between beneficial amounts and toxic levels of some selenium derivatives.⁷⁷ The upper limit of Se intake was indeed fixed by 35 FDA and WHO at 400 $\mu\text{g}/\text{day}$,⁷⁸ even if Poirer demonstrated that no adverse effects

were observable with an amount of 853 $\mu\text{g}/\text{day}$.⁷⁹

The molecular mechanisms responsible for the toxicity of both organic and inorganic selenium species is not well understood, but the interaction with cellular thiols seems to play a central role. In addition, it was recently demonstrated that the oxidation of sulfhydryl groups could enhance the formation of reactive oxygen species (ROS).⁸⁰

A lot of similarities as well as differences have been reported between the toxicity of inorganic and organic selenium species. Among inorganic derivatives, selenite (Se^{+4}) and selenate (Se^{+6}) are important in the biochemical cycle of the calchogen. They are enzymatically and/or non-enzymatically transformed into selenides (Se^{-2}) that in turn are used as precursors for selenoprotein biosynthesis or eliminated through breathing or urination, after organication. It is really hard to find in the literature reliable information about toxic doses or hazardous levels of exposure for these inorganic species. On the other hand, many pharmaceutical applications have been claimed. For example, the dietary supplementation of 200 μg of Na_2SeO_3 enhanced the immunological response by improving the activity of T-lymphocytes,⁸¹ and, recently, a protective effect of this salt against mercury intoxication has been proven.⁸²

Regarding organoselenium compounds, the situation is even more complex. This could possibly be a consequence of the more pronounced chemical diversity of organic Se-compounds, when compared to their inorganic counterparts. The metabolic fate of some organic derivatives somehow overlaps with that of inorganic ones. For example, it was demonstrated that selenocysteine and selenomethionine enzymatically generate Se^{-2} .⁸³ Selenomethionine is a natural source of Se for living organisms and exerts beneficial effects at 100-200 $\mu\text{g}/\text{Kg}$ in the diet of experimental animals, while toxicity is observable only far above (5 mg/Kg).⁸⁴ In 2008 Johnson et al performed a toxicological study on methylselenocysteine in the context of its potential use as breast cancer chemopreventive agent, observing hepatomegaly and a mild anemia in both rats and dogs at the highest tested dose, without observing any death.⁸⁵

Besides naturally occurring organoselenium compounds, an increasing number of synthetic derivatives are appearing in literature reflecting the scientific interest for these compounds both in organic in medicinal chemistry. Selenium looks appealing from a medicinal chemistry point of view, given the relatively low number of Se-derivatives endowed with biological activities, but this underlines a gap of knowledge about their toxicity. The most biologically studied organoselenium compound is ebselen, which was evaluated in clinical trials for ischemic stroke,⁸⁶ hearing loss,⁸⁷ and recently for bipolar disorder.⁸⁸ The toxicity of ebselen was studied by Nozawa, who intragastrically administered to mice 400 $\mu\text{g}/\text{kg}$ of compound, reporting no toxic effects.⁸⁹ More recently, the lethal dose (LD_{50}) of a single intraperitoneal administration of ebselen was defined for rats (400 $\mu\text{g}/\text{kg}$) and for mice (340 $\mu\text{g}/\text{kg}$).⁹⁰

Diphenyl diselenide is one of the most widely used organoselenium reagent in organic synthesis; it has multiple biological targets that called the attention of scientists but resulted in a toxicity picture that is still an unsolved puzzle.⁹¹ The LD_{50} was established in the same study of ebselen emerging as more tolerated in rats but less in mice, while no lethal effect was observed when the compound was administered orally⁹² or subcutaneously.⁹³ In 2009 a series of substituted diaryl diselenides were evaluated under superimposable conditions indicating that the

introduction of functional groups into aromatic rings did not increase the toxicity.⁹⁴ Being more volatile than the other organoselenium compounds, some selenols are better known for their vile smell rather than for their toxicity or biological activity. In addition, they spontaneously turn into the corresponding diselenides thus showing

the same biological profile of their dimeric counterparts.

In conclusion, a delineation of all selenium compounds as generally toxic is far from being realistic, since different selenium species, and different compounds within species, are capable of exerting diverse biological activities and thus show different degrees of toxicity.

Selenium waste handling is another matter of concern among organic chemists. Coming into contact with soils, organic and inorganic selenium species can be captured by plants.⁹⁵ Among them, Indian mustard (*Brassica juncea*) and broccoli (*B. oleracea*) have been shown to be selenium hyperaccumulators.⁹⁶ They are capable of decompose selenium derivatives transforming Se into the non-toxic and volatile dimethyl selenide.⁹⁷ The detoxification of selenium by plants, a process termed phytoevaporation,⁹⁸ may be utilized as an alternative strategy to remove the element from soils.

6. Conclusions

In this account we reviewed the field of organoselenium chemistry from the point of view of sustainability, focusing on both recent and historically relevant examples. All the processes described here can be related to some extent to the twelve principles of green chemistry, and can be ascribed into three main areas: the use of alternative solvents and/or reaction media, bio-inspired organoselenium catalysts and the use of non-conventional and energy-saving sources of activation. These represent, in our view, the principal aspects to consider in the development of more sustainable organic processes aimed at the synthesis of organoselenium compounds, or making use of selenium containing species as catalysts.

A section discussing the toxicity of both inorganic and organic selenium-containing compounds is also included, with the hope that this could promote a more realistic view about the use of these compounds and their impact on the environment.

Acknowledgements

The authors kindly acknowledge CAPES for a fellowships to J.B.A (7706-13-8) and V.N (7569-13-0) and CINMPIS for a fellowship to L.S.

C.S. also acknowledges RSC Advances for the Best Poster Award “Environmental & Green Chemistry” assigned during 12th Eurasia Conference on Chemical Sciences in Corfu, Greece.

References

- ^a Department of Organic Chemistry, Arrhenius Laboratory, Stockholm University, SE-106 91 Stockholm, Sweden
- ^b Laboratório de Síntese de Substâncias de Selênio Bioativas, Centro de Ciências Físicas e Matemáticas, Departamento de Química, Universidade Federal de Santa Catarina, 88040-900, Florianópolis, SC-Brazil.; E-mail: braga.antonio@ufsc.br
- ^c Dipartimento di Scienze Farmaceutiche, Università di Perugia, Via del Liceo 1, 06134, Perugia, Italy; E-mail: claudio.santi@unipg.it

- 1 (a) J. J. Berzelius, *Affhandl. Fys. Kemi Mineralogi*, 1818, **6**, 42. (b) K. B. Sharples, R. F. Law and A. Y. Teranishi, *J. Am. Chem. Soc.*, 1973, **95**, 6137.
- 2 (a) K. C. Nicolau and N. A. Petasi, *Selenium in Natural Products Synthesis*; CIS: Philadelphia, PA, 1984. (b) C. Paulmier, *Selenium Reagents and Intermediates in Organic Synthesis*; Pergamon: Oxford, U.K., 1986. (c) S. Patai and Z. Rappoport, *The Chemistry of Organic Selenium and Tellurium Compounds*; Wiley: New York, 1986; Vol. 1. (d) D. Liotta, *Organoselenium Chemistry*; Wiley: New York, 1987. (e) A. Krief and L. Hevesi, *Organoselenium Chemistry I*; Springer: Berlin, 1988. (f) T. G. Back, *Organoselenium Chemistry: A Practical Approach*; Oxford University Press: Oxford, U.K., 1999. (g) H. J. Reich, *J. Acc. Chem. Res.* 1979, **12**, 22. (h) D. Liotta, *Acc. Chem. Res.* 1984, **17**, 28. (i) T. Wirth, *Organoselenium Chemistry - Modern Developments in Organic Synthesis*; Topics in Current Chemistry 208, Springer-Verlag: Heidelberg, Germany, 2000. (j) G. Mugesch and H. B. Singh, *Acc. Chem. Res.* 2002, **35**, 226.
- 3 (a) G. Mugesch and H. Singh, *Chem. Soc. Rev.*, 2000, **29**, 347. (b) G. Mugesch, W. W. Du Mont and H. Sies, *Chem. Rev.*, 2001, **101**, 2125. (c) C.W. Nogueira, G. Zeni and J. B. T. Rocha, *Chem. Rev.*, 2004, **104**, 6255. (d) B. K. Sarma and G. Mugesch, *Org. Biomol. Chem.*, 2008, **6**, 965–974. (e) E. E. Alberto, V. Nascimento, A. L. Braga, *J. Brazil. Chem. Soc.*, 2010, **21**, 2032. (f) C. T. Santi, C. Tidei, C. Scalera, M. Piroddi and F. Galli, *Curr. Chem. Biol.*, 2013, **7**, 25. (g) E. E. Alberto and A. L. Braga, *Selenium and Tellurium Chemistry - From Small Molecules to Biomolecules and Materials*, W. J. Derek and L. Risto Eds., Springer-Verlag: Berlin, 2011. (h) A. L. Braga and J. Rafique, *Synthesis of biologically relevant small molecules containing selenium. Part A. Antioxidant compounds, The Chemistry of Organic Selenium and Tellurium Compounds, Volume 4*, edited by Z. Rappoport. John Wiley & Sons, Ltd: Chichester, UK, 2013. (i) A. L. Braga and J. Rafique, *Synthesis of biologically relevant small molecules containing selenium. Part B. Anti-infective and anticancer Compounds, The Chemistry of Organic Selenium and Tellurium Compounds, Volume 4*, edited by Z. Rappoport. John Wiley & Sons, Ltd: Chichester, UK, 2013. (j) A. L. Braga and J. Rafique, *Synthesis of biologically relevant small molecules containing selenium. Part C. Miscellaneous biological activities, The Chemistry of Organic Selenium and Tellurium Compounds, Volume 4*, edited by Z. Rappoport. John Wiley & Sons, Ltd: Chichester, UK, 2013. (l) C. Jacob, G. I. Giles, N. M. Giles, H. Sies, *Angew. Chem. Int. Ed.* 2003, **42**, 4742–4758.
- 4 (a) P. Anastas and C. Farris Eds., *Benign by Design: Alternative Synthetic Design for Pollution Prevention*, American Chemical Society: Washington, DC, 1994. (b) *Chemical Reviews*, 2007, **107**, Issue 6.
- 5 (a) World Commission on Environment and Development, *Our Common Future*, Oxford University Press: New York, 1987. (b) United Nations Environment Programme: Environment for Development. <http://www.unep.org/Documents.Multilingual/Default.asp?documentid=97&articleid=1503> (accessed January 19, 2014). (c) P. T. Anastas and J. C. Warner, *Green Chemistry: Theory and Practice*, University Press, USA, 2000.
- 6 D. M. Freudentahl, S. Santoro, S. A. Shahzad, C. Santi and T. Wirth, *Angew. Chem. Int. Ed.*, 2009, **48**, 8409.
- 7 (a) C. Santi and C. Tidei, *Electrophilic selenium/tellurium reagents: Reactivity and their contribution to Green Chemistry, The Chemistry of Organic Selenium and Tellurium Compounds, Volume 4*, edited by Z. Rappoport. John Wiley & Sons, Ltd: Chichester, UK, 2013. (b) M. Godoi, D. G. Liz, E. W. Ricardo, M. S. T. Rocha, J. B. Azeredo and A. L. Braga, *Tetrahedron*, 2013, **71**, 1.
- 8 (a) A. Chanda and V. V. Fokin, *Chem. Rev.*, 2009, **109**, 725. (b) U. M. Lindstrom, *Chem. Rev.*, 2002, **202**, 2751.

- 9 (a) A. V. Kumar, V. P. Reddy, C. S. Reddy and K. R. Rao, *Tetrahedron Lett.*, 2011, **52**, 3978. (b) R. Sridhar, B. Srinivas, K. Surendra, N. S. Krishnaveni, K. R. Rao, *Tetrahedron Lett.*, 2005, **46**, 8837.
- 10 C. Tidei, *Synlett*, 2012, **23**, 2865.
- 11 (a) C. Santi, S. Santoro, B. Battistelli, L. Testaferri and M. Tiecco, *Eur. J. Org. Chem.*, 2008, 5287; (b) C. Santi, *Phenylselenenylzinc halides*, Encyclopedia of reagents for organic synthesis, L. A. Paquette, Ed., John Wiley & Sons: New York, 2011. (c) C. Tidei, M. Piroddi, F. Galli and C. Santi, *Tetrahedron Lett.*, 2012, **53**, 232. (d) B. Battistelli, L. Testaferri, M. Tiecco and C. Santi, *Eur. J. Org. Chem.*, 2011, 1848. (e) S. Santoro, B. Battistelli, L. Testaferri, M. Tiecco and C. Santi, *Eur. J. Org. Chem.*, 2009, 4921.
- 12 S. Narayan, J. Muldoon, M. G. Finn, V. V. Fokin, H. C. Kolb and K. B. Sharpless, *Angew. Chem. Int. Ed.*, 2005, **44**, 3275.
- 13 C. Santi, B. Battistelli, L. Testaferri and M. Tiecco, *Green Chem.*, 2012, **14**, 1277.
- 14 A. Saha, D. Saha and B. C. Ranu, *Org. Biomol. Chem.*, 2009, **7**, 1652.
- 15 (a) Z. U. Wang, Y-S. Wang, P-J. Pai, W. K. Russell, D. H. Russell, W. R. Liu, *Biochemistry*, 2012, **51**, 5232–5234. (b) J. Guo, J. Wang, J. Seok Lee, P. G. Schultz, *Angew. Chem. Int. Ed.*, 2008, **47**, 6399–6401.
- 16 S. D. Townsend, Z. Tan, S. Dong, S. Shang, J. A. Brailsford, S. J. Danishefsky, *J. Am. Chem. Soc.*, 2012, **134**, 3912–3916.
- 17 Y. A. Lin, J. M. Chalker, B. G. Davis, *J. Am. Chem. Soc.*, 2010, **132**, 16805–16811.
- 18 L. R. Malins, R. J. Payne, *Org. Lett.*, 2012, **14**, 3142–3145.
- 19 Y. A. Lin, O. Boutureira, L. Lercher, B. Bhushan, R. S. Paton, B. G. Davis, *J. Am. Chem. Soc.*, 2013, **135**, 12156–12159.
- 20 R.M. Hodlur, M.K. Rabinal, *Chemical Engineering Journal*, 2014, **244**, 82–88
- 21 For reviews, see: (a) J. Dupont, R. F. Souza and P. A. Z. Suarez, *Chem. Rev.* 2002, **102**, 3667. (b) M. E. Zakrzewska, E. B. Lukasik, R. B. Lukasik, *Chem. Rev.*, 2011, **111**, 397. (c) J. P. Hallett and T. Welton, *Chem. Rev.*, 2011, **111**, 3508.
- 22 (a) G. Tabarelli, E. E. Alberto, A. M. Deobald, G. Marin, O. E. D. Rodrigues, L. Dornelles and A. L. Braga, *Tetrahedron Lett.*, 2010, **51**, 5728. (b) S. Narayanaperumal, K. Gul, C. Kawasoko, D. Singh, L. Dornelles, O. E. D. Rodrigues, A. L. Braga, *J. Braz. Chem. Soc.*, 2010, **21**, 2079. (c) S. Narayanaperumal, E. E. Alberto, F. M. de Andrade, E. J. Lenardão, P. S. Taube and A. L. Braga, *Org. Biomol. Chem.*, 2009, **7**, 4647. (d) K. Gul, S. Narayanaperumal, L. Dornelles, O. E. D. Rodrigues and A. L. Braga, *Tetrahedron Lett.*, 2011, **52**, 3592. (e) H. Zhao, W. Hao, Z. Xi and M. Cai, *New J. Chem.*, 2011, **35**, 2661. (f) S. Banerjee, L. Adak and B. C. Ranu, *Tetrahedron Lett.*, 2012, **53**, 2149. (g) E. J. Lenardão, L. G. Dutra, M. T. Saraiva, R. G. Jacob and G. Perin, *Tetrahedron Lett.*, 2007, **48**, 8011. (h) M-H. Yang, G-B. Yan and Y-F Zheng, *Tetrahedron Lett.*, 2008, **49**, 6471. (i) J. Vargas, S. Narayanaperumal, K. Gul, B. Ravello, L. Dornelles, L. C. Soares, C. F. S. Alves, T. Schneider, R. Vaucher, R. C. Santos and O. E. D. Rodrigues, *Tetrahedron*, 2012, **68**, 10444. (j) S. M. Salman, R. S. Schwab, E. E. Alberto, J. Vargas, L. Dornelles, O. E. D. Rodrigues, A. L. Braga, *Synlett*, 2011, 69. (l) S. M. Salman, S. Narayanaperumal, R. S. Schwab, C. R. Bender, O. E. D. Rodrigues and L. Dornelles, *RSC Advances*, 2012, **2**, 8478.
- 23 D. Singh, S. Narayanaperumal, K. Gul, M. Godoi, O. E. D. Rodrigues and A. L. Braga, *Green Chem.*, 2010, **12**, 957.

- 24 S. Narayanaperumal, E. E. Alberto, K. Gul, C. Y. Kawasoko, L. Dornelles, O. E. D. Rodrigues and A. L. Braga, *Tetrahedron*, 2011, **67**, 4723.
- 25 S. Narayanaperumal, E. E. Alberto, K. Gul, O. E. D. Rodrigues and A. L. Braga, *J. Org. Chem.*, 2010, **75**, 3886.
- 26 D. Singh, E. E. Alberto, O. E. D. Rodrigues and A. L. Braga, *Green Chem.*, 2009, **11**, 1521.
- 27 C. S. Freitas, A. M. Barcellos, V. G. Ricordi, J. M. Pena, G. Perin, R. G. Jacob, E. J. Lenardão and D. Alves, *Green Chem.*, 2011, **13**, 2931.
- 28 (a) F. W. Lichtenthaler, S. Peters, *C. R. Chim.*, 2004, **7**, 65; (b) Y. Zheng, X. Chen, Y. Shen, *Chem. Rev.* 2008, **108**, 5253.
- 29 D. T. Johnson and K. A. Taconi, *Environ. Prog.*, 2007, **26**, 338.
- 30 Y. Gu and F. Jérôme, *Green Chem.*, 2010, **12**, 1127.
- 31 (a) V. G. Ricordi, C. S. Freitas, G. Perin, E. J. Lenardão, R. G. Jacob, L. Savegnago and D. Alves *Green Chem.*, 2012, **14**, 1030. (b) L. C. Gonçalves, G. F. Fiss, G. Perin, D. Alves, R. G. Jacob, E. J. Lenardão, *Tetrahedron Lett.*, 2010, **51**, 6772.
- 32 F. N. Victoria, C. S. Radatz, M. Sachini, R. G. Jacob, G. Perin, W. P. da Silva, E. J. Lenardão, *Tetrahedron Lett.*, 2009, **50**, 6761.
- 33 (a) R. S. Varma, *Green Chem.* 1999, **1**, 43. (b) K. Tanaka and F. Toda, *Chem. Rev.* 2000, **100**, 1025. (c) P. J. Walsh, H. Li and C. A. de Parrodi, *Chem. Rev.*, 2007, **107**, 2503.
- 34 (a) M. Godoi, E. W. Ricardo, G. V. Botteselle, F. Z. Galetto, J. B. Azeredo and A. L. Braga, *Green Chem.* 2012, **14**, 456. (b) G. Perin, R. G. Jacob, L. G. Dutra, F. Azambuja, G. F. Santos, E. J. Lenardão, *Tetrahedron Lett.* 2006, **47**, 935. (c) G. Perin, S. R. Mendes, M. S. Silva, E. J. Lenardão, R. G. Jacob and P. C. Santos, *Synth. Commun.* 2006, **36**, 2587. (d) N. Mukherjee, T. Chatterjee and B. C. Ranu, *J. Org. Chem.*, 2013, **78**, 11110.
- 35 V. P. Ananikov and I. P. Beletskaya, *Org. Biomol. Chem.*, 2004, **2**, 284.
- 36 G. Marin, A. L. Braga, A. S. Rosa, F. Z. Galetto, R. A. Burrow, H. Gallardo and M. W. Paixão, *Tetrahedron*, 2009, **65**, 4614.
- 37 (a) S. A. Galema, *Chem. Soc. Rev.*, 1997, **26**, 233. (b) D. Adam, *Nature*, 2003, **421**, 571. (c) C. O. Kappe, *Angew. Chem. Int. Ed.*, 2004, **42**, 6250. (d) D. Dallinger and C. O. Kappe, *Chem. Rev.*, 2007, **107**, 2563. (e) V. Polshettiwar and R. S. Varma, *Acc. Chem. Res.*, 2008, **41**, 629. (f) S. Ravichandran and E. Karthikeyan, *Int. J. Chem. Tech Res.*, 2011, **3**, 466. (g) M. Godoi, G. V. Botteselle, J. Rafique, M. S. T. Rocha, J. M. Pena and A. L. Braga, *Asian J. Org. Chem.*, 2013, **2**, 746. (h) J. B. Azeredo, M. Godoi, R. S. Schwab, G. V. Botteselle and A. L. Braga, *Eur. J. Org. Chem.* 2013, 5188.
- 38 J. D. Moseley and C. O. Kappe, *Green Chem.*, 2011, **13**, 794.
- 39 D. Obermayer, B. Gutmann and C. O. Kappe, *Angew. Chem. Int. Ed.*, 2009, **48**, 1. For a review, see: C. O. Kappe, D. Dallinger, *Mol. Diversity*, 2009, **13**, 71.
- 40 (a) G. Perin, R. G. Guimarães, F. de Azambuja, G. F. F. dos Santos and E. J. Lenardão, *Tetrahedron Lett.*, 2006, **47**, 935. (b) G. Perin, S. R. Mendes, M. S. Silva, E. J. Lenardão, R. G. Guimarães and P. C. S. Santos, *Synth. Commun.*, 2006, **18**, 2587. (c) G. Perin, R. G. Jacob, F. de Azambuja, G. V. Botteselle, G. M. Siqueira, R. A. Freitag and E. J. Lenardão, *Tetrahedron Lett.*, 2005, **46**, 1679.
- 41 S. Kumar and L. Engman, *J. Org. Chem.*, 2006, **71**, 5400.

- 42 D. Kundu, S. Ahammed and B. C. Ranu, *Green Chem.*, 2012, **14**, 2024.
- 43 G. V. Botteselle, M. Godoi, F. Z. Galetto, L. Bettanin, D. Singh, O. E. D. Rodrigues and A. L. Braga, *J. Mol. Cat. A: Chem.*, 2012, **365**, 186.
- 44 A. L. Braga, F. Vargas, J. A. Sehnem and L. A. Wessjohann, *Eur. J. Org. Chem.*, 2006, 4993.
- 45 J. B Azeredo, M. Godoi, G. M. Martins, C. C. Silveira and A. L. Braga, *J. Org. Chem.*, 2014, **79**, 4125
- 46 For reviews see: (a) N. Baig and R. S. Varma, *Chem. Soc. Rev.*, 2012, **41**, 1559. (b) R. Cella and H. A. Stefani, *Tetrahedron*, 2009, **65**, 2619. Ver referencias artigo do Ricardo 19
- 47 (a) P. R. Gogate and A. B. Pandit, *Ultrason. Sonochem.*, 2003, **10**, 325. (b) M. Ashokkumar, J. Lee, S. Kentish and F. Grieser, *Ultrason. Sonochem.*, 2007, **14**, 470.
- 48 (a) T. Cheng, X. Zheng and Q. Ke, *J. Chem. Research (S)*, 2011, 522. (b) B. Gautheron, G. Tainturier and C. Degrand, *J. Am. Chem. Soc.*, 1985, **107**, 5579. (c) D. P. Thompson and P. Boudjouk, *J. Org. Chem.*, 1988, **53**, 2109. (d) F. V. Singh and T. Wirth, *Org. Lett.*, 2011, **13**, 6504
- 49 (a) R. Vukievic, S. Konstantinovic and M. L. Mihailovic, *Tetrahedron*, 1991, **47**, 859.
- 50 C. Santi, S. Santoro, B. Battistelli, *Curr. Org. Chem.* 2010, **14**, 2442-2462
- 51 N. Sonoda, G. Yamamoto, K. Natsukawa, K. Kondo, S. Murai, *Tetrahedron Lett.* 1975, **24**, 1969-1972
- 52 (a) Y. Nishibayashy, J. D. Singh, J. Arikawa, S. Uemura, M. Hidai, *Organomet. Chem.*, 1997, **531**, 13- 18. (b) C. Borner, M. R. Dennis, E. Sinn, S. Woodward, *Eur. J. Org. Chem.*, 2001, 2435-2446.
- 53 C. Santi, T. Wirth, *Tetrahedron: Asymmetry*, **1999**, *10*, 1019- 1023
- 54 S. –L. You, X. –L. Hou, L. –X Dai, *Tetrahedron: Asymmetry*, **2000**, *11*, 1495-1500.
- 55 M. Tiecco, L. Testaferri, M. Tingoli, L. Bagnoli, C. Santi *J. Chem. Soc. Chem. Commun*, 1993, 637-639
- 56 M. Tiecco, L. Testaferri, M. Tingoli, L. Bagnoli, C. Santi *Synlett*, 1993, 798-800.
- 57 M. Tiecco, L. Testaferri, C. Santi, *Eur. J. Org. Chem.* 1999, 797-803.
- 58 S. Santoro, B. Battistelli, B. Gjoka, C. W. S. Si, L. Testaferri, M. Tiecco, C. Santi, *Synlett*, 2010 , 1402-1406.
- 59 C. Santi, M. Tiecco, L. Testaferri, C. Tomassini, S. Santoro, G. Bizzoca, *Phosphorus, Sulfur and Silicon & the Related Elements*, 2008, **183**, 956- 960.
- 60 (a) D. M. Browne, O. Nyiomura, T. Wirth, *Phosphorus, Sulfur, and Silicon and the Related Elements*, 2008, **183**, 1026–1035. (b) D. M. Browne, O. Nyiomura, T. Wirth, *Org. Lett.*, 2007, **9**, 3169-3171.
- 61 C. Tidei, F. Piroddi, F. Galli, C. Santi, *Tetrahedron Letters* 2012 **53**, 232-234.
- 62 (a) P.A. Grieco, Y. Yokoyama, S. Gilman, Y. Ohfuné, *J. Chem. Soc. Chem. Commun.*, 1977, 870-871. (b) L. Syper, J. Mlochowski, *Tetrahedron*, 1987, **43**, 207-213. (c) L. Syper, *Tetrahedron*, 1987, **43**, 2853-2871. (d) L. Syper., *Synthesis*, 1989, 167-172. (e) G.-J. ten Brink, J.-M. Vis, I. W. E. Arends, R. A. Sheldon, *J. Org. Chem.*, 2001, **66**, 2429-2433.

- 63 H. Garcia Marin, J. C. van der Toorn, J. A. Myoral, J. I. Garcia, I. W. C. E. Arends, *Green Chem.*, 2009, **11**, 1605-1609.
- 64 S. Santoro, C. Santi, M. Sabatini, L. Testaferri, M. Tiecco, *Adv Synth Cat*, 2008, **350**, 2881-2884.
- 65 C. Santi, R. Di Lorenzo, C. Tidei, L. Bagnoli, T. Wirth *Tetrahedron* 2012, **68**, 10530-10535.
- 66 B. R. Buckley, C. E. Elliott, Y. Chan, N. Dreyfus, P. C. Bulman Page *Synlett*, 2013, **24**, 2266-2270.
- 67 (a) D. Crich, Y. Zou, *Org. Lett.*, 2004, **6**, 775-777. (b) D. Crich, Y. Zou, *J. Org. Chem.*, 2005, **70**, 163309-3311.
- 68 E. A. Mercier, C. D. Smith, M. Parvez, T. G. Back *J. Org. Chem.* 2012, **77**, 3508-3517
- 69 D. Zhao, M. Johanson, J.-E. Bäckvall *J. Org. Chem.*, 2007, **72**, 4431-4436.
- 70 L. Yu, H. Li, X. Zhang, J. Ye, J. Liu, Q. Xu, M. Lautens *Org. Lett.*, 2014, **16**, 1346-1349.
- 71 (a) K. D. Franke, *J. Nutr.* 1934, **8**, 597-608. (b) K. D. Franke, *J. Nutr.* 1934, **8**, 609-613.
- 72 E. P. Painter, *Chem. Rev.* 1941, **28**, 179-213.
- 73 A. L. Moxon, M. Rhian, *Physiol. Rev.*, 1943, **23**, 305-337.
- 74 H. J. Sun, B. Rathinasabapathi, B. Wu, J. Luo, L. P. Pu, L Q. Ma, *Environment international*, 2014, **69C**, 148-158.
- 75 A. V. Lobanov, D. L. Hatfield, V. N. Gladyshev, *Biochimica et biophysica acta* 2009, **11**, 1424-1428
- 76 D. V. Frost, *CRC critical reviews in toxicology* 1972, **4**, 467-514.
- 77 D. Taylor, C. Dalton, A. Hall, M.N. Woodrooffe, P.H. Gardiner, *British journal of biomedical science* 2009, **66**, 107-116.
- 78 E. R. Monsen, *Journal of the American Dietetic Association* 2000, **100**, 637-640
- 79 Y. Ogra, Y. Anan, *J Anal Atom Spectrom* 2009, **24**, 1477-1488.
- 80 (a) D. Plano, Y. Baquedano, E. Ibanez, I. Jimenez, J.A. Palop, J. E. Spallholz, C. Sanmartin, *Molecules* 2010, **15**, 7292-7312. (b) J.J. Chen, L.M. Boylan, C.K. Wu, J.E. Spallholz, *BioFactors* 2007, **31**, 55-66.
- 81 L. Kiremidjian-Schumacher, M. Roy, H.I. Wishe, M.W. Cohen, G. Stotzky, *Biological trace element research* 1994, **41**, 115-127.
- 82 (a) S. Kalender, F.G. Uzun, F. Demir, M. Uzunhisarcikli, A Aslanturk, *Food and chemical toxicology* 2013, **55**, 456-462. (b) V. Branco, J. Canario, J. Lu, A. Holmgren, C. Carvalho, *Free radical biology & medicine* 2012, **52**, 781-793.
- 83 (a) K.T. Suzuki, K. Kurasaki, N. Suzuki, *Bba-Gen Subjects* 2007, **1770**, 1053-1061. (b) Y. Ohta, K.T. Suzuki, *Toxicology and applied pharmacology* 2008, **226**, 169-177.
- 84 M. Jacobs, C. Forst, *Journal of toxicology and environmental health* 1981, **8**, 575-585.
- 85 W.D. Johnson, R.L. Morrissey, I. Kapetanovic, J.A. Crowell, D.L. McCormick, *Food and chemical toxicology*, 2008, **46**, 1068-1078.

- 86 T. Yamaguchi, K. Sano, K. Takakura, I. Saito, Y. Shinohara, T. Asano, H. Yasuhara *Journal of cerebral circulation* 1998, **29**, 12-17.
- 87 J. Kil, C. Pierce, H. Tran, R. Gu, E.D. Lynch, *Hearing research* 2007, **226**, 44-51.
- 88 N. Singh, A.C. Halliday, J.M. Thomas, O.V. Kuznetsova, R. Baldwin, E.C. Woon, P.K. Aley, I. Antoniadou, T. Sharp, S.R. Vasudevan, G.C. Churchill. *Nature communications* 2013, **4**, 1332.
- 89 R. Nozawa, M. Arai, R. Kuruto, T. Motohashi, H. Masayasu, *The Journal of pharmacy and pharmacology* 1996, **48**, 64-67.
- 90 F.C. Meotti, V.C. Borges, G. Zeni, J.B. Rocha, C.W. Nogueira, *Toxicology letters*, 2003, **143**, 9-16.
- 91 C.W. Nogueira, J.B. Rocha, *Archives of toxicology* 2011, **85**, 1313-1359.
- 92 E.A. Wilhelm, C.R. Jesse, M.R. Leite, C.W. Nogueira, *Pathophysiology* 2009, **16**, 31-37.
- 93 C.W. Nogueira, E.B. Quinhones, E.A. Jung, G. Zeni, J.B. Rocha, *Inflammation research*, 2003, **52**, 56-63.
- 94 L. Savegnago, C.R. Jesse, C.W. Nogueira, *Environmental toxicology and pharmacology*, 2009, **27**, 271-276.
- 95 D.R. Ellis, D.E. Salt, *Current opinion in plant biology* 2003, **6**, 273-279.
- 96 E. Dumont, F. Vanhaecke, R. Cornelis, *Analytical and bioanalytical chemistry* 2006, **385**, 1304-1323.
- 97 A. Zayed, C.M. Lytle, N. Terry, *Planta* 1998, **206**, 284-292.
- 98 M. Bodnar, P. Konieczka, J. Namiesnik, *Journal of environmental science and health Part C, Environmental carcinogenesis & ecotoxicology reviews* 2012, **30**, 225-252.

First page (Santi – Braga)

Claudio Santi



is professor of Organic Chemistry at Perugia University. He obtained his PhD in 1996 under the supervision of professor Marcello Tiecco and after a postdoctoral stay with Professor Thomas Wirth at Basel University (Switzerland), he becomes assistant professor in Perugia and then aggregated professor (2005) associate professor (2013) obtaining the habilitation as full professor in 2014. He was invited as visiting professor to the University of Kracov (PL), the School of Chemistry of Cardiff (UK) and the Jan Dlugosz University in Csestokowa (PL). His main research interests are in the areas of chalcogen chemistry.


Antonio Luiz Braga



obtained his BSc in 1982 from the Universidade Federal de São Carlos. He received his MSc and PhD degrees from the Universidade de São Paulo in 1984 and 1989, working under the direction of Prof. Comasseto. In 1985 he obtained a position at the Universidade Federal de Santa Maria-RS as Assistant Professor. During 1990 to 2009 he occupied a position at the same University as Associate Professor. In 2009, Prof. Braga moved to Florianópolis where he became a faculty member of the Universidade Federal de Santa Catarina-SC, as Professor of Organic Chemistry, position that he still holds at the present date..

Stefano Santoro

was born in Campobasso, Italy, in 1980. He received his Ph.D. degree at the University of Perugia in 2009 (with Prof. Claudio Santi and Prof. Marcello Tiecco). Between 2006 and 2007 he has been visiting Ph.D. student at Aarhus University, in the group of Prof. Karl Anker Jørgensen. In 2010 he moved to Stockholm University as a postdoctoral researcher with Prof. Fahmi Himo. His main research interests are in the areas of asymmetric catalysis, C-H functionalizations and mechanistic investigations by means of DFT calculations.

Juliano Braun de Azeredo

was born in Santa Maria, Brazil, in 1987. He received his B.Sc. in Chemistry in 2009 from the Federal University of Santa Maria (south Brazil). Immediately he moved to Federal University of Santa Catarina (Brazil) where he completed his MSc degree. Currently, he is completing his PhD degree at the same university under supervision of Prof. Antonio Luiz Braga. Between 2013-2014, during the period of five months, he received a fellowship to join Professor Claudio Santi's group. His main interests are focus on the development of green methodologies for the synthesis of organochalcogen compounds

Vanessa Nascimento

was born in Marau (RS State), Brazil. In 2009 she obtained her B.Sc. degree in Chemistry from Universidade Federal de Santa Maria. Then, she moved to Universidade Federal de Santa Catarina, where received her M. Sc degree in 2011. She is currently developing her Ph. D. activities under the supervision of Professor Antonio L. Braga at the same university. In 2013-2014 she was awarded with a fellowship to join Professor Claudio Santi's group over a period of five months. Her research mainly focus in the synthesis of new organoselenium compounds with relevant biological activities.

Luca Sancineto

PhD, graduated in 2008 with a bachelor's degree in Pharmacy at the university of Perugia with a comprehensive final grade of summa cum laude. In 2012 he obtained his PhD degree in medicinal chemistry under the supervision of Prof. Oriana Tabarrini and Prof. Violetta Cecchetti. Presently, he his PostDoc at the Organic Chemistry section of the Department of Pharmaceutical Sciences of the university of Perugia under the supervision of Prof. Claudio Santi, supported by a fellowship of the "Consorzio Interuniversitario Nazionale Metodologie e Processi Innovativi di Sintesi, C.I.N.M.P.I.S.". His research interest lies in the development of selenium-containing novel antiviral agents targeting HIV.

