

# RSC Advances



This is an *Accepted Manuscript*, which has been through the Royal Society of Chemistry peer review process and has been accepted for publication.

*Accepted Manuscripts* are published online shortly after acceptance, before technical editing, formatting and proof reading. Using this free service, authors can make their results available to the community, in citable form, before we publish the edited article. This *Accepted Manuscript* will be replaced by the edited, formatted and paginated article as soon as this is available.

You can find more information about *Accepted Manuscripts* in the [Information for Authors](#).

Please note that technical editing may introduce minor changes to the text and/or graphics, which may alter content. The journal's standard [Terms & Conditions](#) and the [Ethical guidelines](#) still apply. In no event shall the Royal Society of Chemistry be held responsible for any errors or omissions in this *Accepted Manuscript* or any consequences arising from the use of any information it contains.

# Novel Bio-based composites of Polyhydroxyalkanoate (PHA)/ Distillers Dried Grains with Solubles (DDGS)

Hong Lu<sup>1</sup>, Samy A. Madbouly<sup>1,2,\*</sup>, James A. Schrader<sup>3</sup>, Micheal R. Kessler<sup>1</sup>, David Grewell<sup>4</sup>, William R. Graves<sup>3</sup>

<sup>1</sup>Department of Materials Science and Engineering, Iowa State University, Ames, IA

<sup>2</sup>Department of Chemistry, Faculty of Science, Cairo University, Orman-Giza, Egypt

<sup>3</sup>Department of Horticulture, Iowa State University, Ames, IA

<sup>4</sup>Department of Agriculture and Biosystems Engineering, Iowa State University, Ames, IA

PHA/DDGS composite is a promising low-cost, bio-based material for use in crop containers for the horticulture industry. This research effort has quantified the effects on mechanical and thermal properties of adding different amounts of DDGS to a PHA matrix. PHA and DDGS were mixed using a twin-screw microcompounder. Fracture surface morphology and thermal and rheological properties were evaluated using scanning electron microscopy (SEM), thermogravimetric analysis (TGA), dynamic mechanical analysis (DMA), differential scanning calorimetry (DSC), and rheometer measurements. The adhesion between PHA and DDGS decreased with an increase in DDGS content from 10% to 30%. Melting temperature and crystalline temperature decreased with the increasing content of DDGS filler, indicating that PHA and DDGS interacted favorably. The complex viscosity and elastic shear modulus of the blends were increased by the increasing DDGS content. The storage modulus and glass transition temperature showed little change across the different ratios of DDGS, indicating that DDGS should be a useful filler that can decrease the cost of PHA-based materials significantly while preserving the dynamic mechanical properties and glass transition temperature.

## Introduction

Bio-based plastics have received much attention in recent years because of limited fossil-based resources and environmental pollution caused by petroleum-based plastics.<sup>1,2,3,4</sup> Bio-based plastics are materials produced from renewable agricultural and forestry feedstocks. With advantages of sustainability, environmental friendliness, and decomposability, the bio-based plastics market is currently growing at an annual rate of 30%.<sup>5</sup> Many researchers are working to derive new materials from biological sources.

Polyhydroxyalkanoates (PHAs) are a group of linear bio-based polyesters produced in nature by the fermentation of sugars or lipids by bacteria that utilize the polymer for carbon and energy storage in their cells. The PHAs accumulate in the bacteria as highly refractive granules that can be recovered by disrupting the cells. Various kinds of homopolymers or copolymers of PHAs with different hydroxyalkanoic acids can be easily obtained based on the type of microorganism and the culture conditions. PHAs possess similar properties to traditional synthetic thermoplastics and could replace more than 50% of the polymers derived from crude oil<sup>6</sup>. Moreover, PHAs can be 100% degraded to water and carbon

dioxide constituents by microorganisms in soil, sea, and sewage.<sup>7</sup> Members of the PHA family can exist as both homopolymers and copolymers. At present approximately 150 different types of PHA hydroxyalkanoic acid monomers have been reported.<sup>8</sup> Depending on the monomer composition, PHAs can exhibit a wide variety of properties ranging from crystalline to elastic. Because of the diversity of properties of PHAs, their areas of application vary widely and range across the areas of packaging, electronics, sensors, energy applications, and the biomedical industry.<sup>9</sup>

Poly (3-hydroxybutyrate) (PHB) was the first PHA identified and is the most commonly used.<sup>9</sup> It has mechanical properties very similar to those of petroleum-based plastics like polypropylene, and PHB can be processed by extruding, molding, or spinning into fibers. Although PHB offers many potential benefits, its applications are limited due to its higher cost and less robust physical properties that result from their high crystallization, stiffness, and brittleness compared to those of petroleum plastic.<sup>10</sup> The production and cost of PHB depends on the microorganisms, carbon and nitrogen sources, fermentation conditions, recovery, and purification processes.<sup>11</sup> The current price for PHB is about \$7.45

per kilogram, with approximately \$5.12 per kilogram of this cost related to the culture of organisms to accumulate the material.<sup>12</sup> For some applications, the high melting temperature of PHB (about 175 °C) can make processing procedures difficult. In addition, PHB is considered to be relatively stiff, highly crystalline, and somewhat brittle, properties that are considered to be drawbacks for many applications. With respect to these shortcomings, blending PHB with low-cost fibers appears to be a promising approach for reducing production costs and enhancing material properties.

PHB can be blended with various biodegradable polymers and fibers, and polyhydroxyvalerate (PHV) is a copolymer that has been most extensively investigated for blending with PHB. PHV is another type of PHA and is produced by *Chromobacterium violaceum*.<sup>13</sup> The incorporation of PHV with PHB could increase break elongation and impact strength, and the melting temperature would decrease with increasing PHV content. Natural plant fiber, glass fiber, carbon fiber and Distillers Dried Grains with Solubles (DDGS) are among the good candidates for use as reinforcing fibers for PHB-based composites. DDGS is a low-cost non-fermentable cereal co-product of the corn-ethanol fuel industry. It is a complex material that contains protein, fiber, lipids, and solubles.<sup>14</sup> With the wide-scale growth of the ethanol fuel industry in North America, it is predicted that production of DDGS will reach approximately 35-70 million metric tons per year by 2020.<sup>15</sup> To avoid saturating the livestock feed market, which is currently the main use for DDGS, various research studies have been proposed to investigate potential for using DDGS in other applications, including uses as bio-filler, bio-plastic, and human food additives.<sup>16</sup> Use of DDGS in bio-filler and bio-plastic applications has attracted particular interest during recent years because of its low cost and biodegradability.

The objectives of our research were: 1) to quantify the effects of blending DDGS with PHA; 2) to characterize the thermal, morphological, rheological, and mechanical properties of PHA/DDGS composites at three different load ratios (90/10, 80/20, and 70/30); and 3) to compare the material properties of these PHA/DDGS composites with those of neat PHA. Results were examined to assess the suitability of using PHA/DDGS composites in the model application of bio-based horticulture crop containers that could provide equal function to that of petroleum-plastic containers, then biodegrade harmlessly in soil after use. PHA/DDGS composites were blended in a twin-screw microcompounder. Fracture-surface morphology was examined using scanning electron microscopy (SEM), and thermal stability was studied using a thermal gravimetric analyzer (TGA). Thermal mechanical behavior and other thermal properties (such as glass transition and crystallization) were examined using dynamic mechanical analysis (DMA) and differential scanning

calorimetry (DSC). In addition, the viscoelastic properties of the composite were investigated using a rheometer.

## Experimental section

### Materials

The PHA, Mirel™ P1003 (Compression molding grade resin) was obtained from Metabolix Inc., Cambridge, MA. Mirel™ is a blend of PHB copolymers, which is commonly referred to by the general designator "PHA." DDGS were supplied by Lincoln Way Energy LLC, Nevada, IA. The DDGS is wet distillers grains (70% moisture) that have been dried to a moisture content of 10-12%. DDGS is a rich source of protein (26.8-33.7% dry weight basis) carbohydrates (39.2-61.9% including fibers), oils (3.5-12.8 %), and ash (2.0-9.8 %). Chemically, DDGS has a wide range of amino acids (e.g. alanine, arginine, cysteine, etc.), minerals (calcium, phosphorus, potassium, and magnesium), and fatty acids.

### Preparation of PHA/DDGS composites

PHA pellets and DDGS were dried in a vacuum oven at 60 °C for 24 hours. Mixtures of PHA with 0%, 10%, 20%, or 30% DDGS (by weight) were mixed in a Twin Screw Microcompounder (DACA Instruments) for 5 min at 180 °C and 100-rpm rotational speed. The PHA/DDGS composites were quenched to room temperature to obtain stable morphology. When cooled, the composites were cut into small pieces suitable for compression molding. The rectangular samples (30×10×2 mm<sup>3</sup>) were compression-molded at 180 °C for 5 min with a Carver hot press (Carver, Wabash, IN), cooled to room temperature, then removed from the mold to await analysis.

### Scanning Electron Microscopy

Scanning Electron Microscopy (SEM) was used to examine the fracture surface morphology of PHA/DDGS composites. The samples were first placed into liquid nitrogen and then broken to reveal the fracture surface for SEM examination. The fracture surface was coated with 5 nm Iridium. The prepared samples were examined using a field-emission scanning electron microscope (FEI Quanta FEG 250) with x500 magnification.

### TGA measurements

Thermal stability was determined with a Q50 Thermal Gravimetric Analyzer (TA Instruments). About 5 mg of each sample was placed in the platinum pan and heated from 25°C to 800°C at a heating rate of 20°C/min under a 60ml/ min air flow.

### DSC measurements

A DSC Q2000 from TA Instruments was used to evaluate the thermal effects of adding DDGS to PHA

polymers. The prepared 5 mg samples were placed in a standard aluminum pan and covered with an aluminum lid. All samples were first heated from -50 °C to 200 °C at 20 °C/min heating rate, then held at 200 °C for 1 min, and then cooled to 25 °C at a cooling rate of 10 °C/min. Finally the samples were heated once again from -50 °C to 200 °C at a scan rate of 20 °C/min. Nitrogen gas was used with a flow rate of 50 mL/min during all DSC measurements. The second heat scan examined the thermal behavior of PHA/DDGS composites without previous thermal history. Crystallinity percentage ( $X_c\%$ ) was estimated according to the following equation:

$$X_c\% = \frac{\Delta H_m}{X_p \times \Delta H_{m100\%}} \times 100$$

Where  $\Delta H_m$  is the calculated enthalpy of composite,  $\Delta H_{m100\%}$  is the theoretical enthalpy of melting for 100% crystalline PHA with a value of 114.6 J/g<sup>17</sup> and  $X_p$  is the PHA fraction in the composite.

#### DMA measurements

DMA tests were performed on a Q800 dynamic mechanical analyzer (TA Instruments) in film tension mode at 1 Hz frequency. The rectangular samples (20×3×2 mm<sup>3</sup>) were heated from -50 °C to 200 °C at a heating rate of 3 °C/min and a frequency of 1 Hz under a nitrogen atmosphere. The oscillating amplitude was 15 μm. The storage modulus and tan δ were recorded as a function of temperature.

#### Rheological measurements

Rheological properties were measured using an AR2000ex rheometer (TA Instruments) with 25-mm diameter parallel plates. In the frequency-sweep experiment, the angular frequency was typically increased from 0.1 to 100 rad/s at a constant temperature of 180 °C, and a strain value of 5% was consequently chosen.

#### Effectiveness in the model application

PHA/DDGS composites were evaluated for their effectiveness as bio-based materials for use in crop containers for the horticulture industry. The goal for the application was to create a bioplastic horticulture container that would function as well as, or better than, petroleum-based containers during plant production and sale, but then could be broken to smaller pieces, installed with the plant, and biodegrade in the soil within one or two growing seasons. The composite-container prototypes were evaluated and compared to containers made of petroleum plastic (polypropylene), containers made of the base resin (PHA Mirel™ P1003), and a commercially available bio-based container (paper fiber, ITML) in three experimental trials to assess performance under greenhouse-application conditions (4 plant species, 6 week production cycle), long-range durability when used for a medium-cycle greenhouse crop (Cyclamen, for 16 weeks), and biodegradation in


soil over 6 months. A randomized complete block design was used for all three application trials.

## Results and discussion

#### Fracture surface morphology analysis

The morphology of PHA/DDGS composites and pure PHA matrix were investigated by SEM. Fig. 1 shows the fracture-surface morphology of plastic blends with DDGS contents of 0%, 10%, 20%, and 30%. In Fig. 1a, a miscible microphase is evident in the pure PHA sample, even though Mirel P1003 PHA is a blend of P3HB and P4HV. The rough surface is attributed to its brittle mechanical characteristic. A similar morphology was observed for the PHA/DDGS 90/10 composite in Fig. 1b, indicating that the two materials are miscible to each other. While there are some small holes in the film, they may have been caused by the exit of filler and air during the processing procedure. Compared with Fig. 1b, there are more exit holes in the fracture surface of the PHA/DDGS 80/20 composite (Fig. 1c). In Fig. 1d, a different morphology is observed. At the bottom of this figure, small particles are visible. This change in behavior is evidence that the adhesion between the two components decreased as the DDGS content increased.

Fig. 1 SEM images of PHA/DDGS composites at x500



magnification. (a) Neat PHA; (b) PHA/DDGS 90/10; (c) PHA/DDGS 80/20; (d) PHA/DDGS 70/30

#### Thermal properties

Thermal degradation of the pure PHA and PHA/DDGS composites was studied by TGA, and results are illustrated in Fig. 2a. It was found that all of the composite samples decomposed through a three-stage weight-loss process, with the first weight-loss peak occurring at about 300 °C, a second weight-loss peak at 410 °C, and a third at 680 °C. The first step could be attributed to the decomposition of PHA because it is similar to the curve of neat PHA. PHA degrades quickly at this temperature due to the chain scission reaction that leads to a large decrease in molecular weight<sup>18</sup>. The second step exhibits a broader decomposition range than that of pure PHA because DDGS is made up of complex components such as

protein, lipids, and carbohydrates. The different degradation temperature range of the two components suggests the possibility that PHA and DDGS could be separated through a thermal degradation process. The characteristics of the TGA curves for all samples are listed in Table 1. The charring residues were approximately 0.27%, 0.7%, 1.55%, 2.74%, and 10% for 0%, 10%, 20%, 30%, and 100% DDGS contents, respectively. The residue weight above 800 °C increased with increasing content of DDGS. This increasing residue percentage occurs because DDGS has greater carbohydrate content with greater ash content than that of PHA polymer.

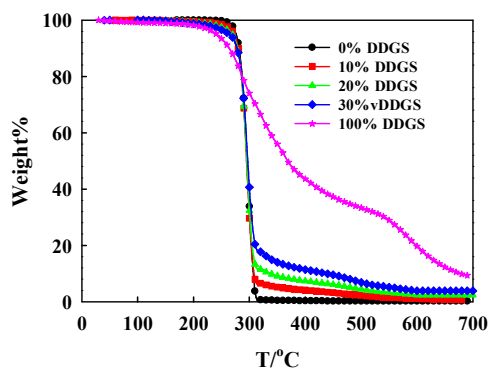


Fig. 2a. TGA traces of pure PHA and PHA/DDGS composites under a 60ml/min air flow.

Fig. 2b shows an enlarged view of the 250-285 °C temperature region from Fig. 2a. The temperature at the onset of decomposition decreased slightly with increasing DDGS to PHA ratio of the materials, and the TGA traces were shifted proportionally with the percentage content of DDGS (Fig. 2b).

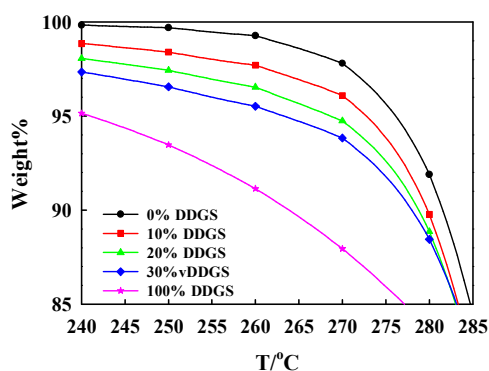


Fig. 2b. Enlarged TGA trace of selected temperature region of Fig. 2a.

As seen in Table 1, the onset degradation temperature at the 5% weight loss also decreased from 276 °C to 240 °C with increasing DDGS content from 0% to 100%. Moreover, Fig. 2c illustrates the derivative rate of all the samples. It can be seen that  $T_{max}$  (the inflection point of the thermal degradation curve,

corresponding to the maximum reaction rate) also decreased with increasing DDGS content. The specific values of  $T_{onset}$  and %char are also listed in Table 1. This behavior indicates that the increasing content of DDGS decreased the thermal degradation temperature of the composites. Other studies of polyester composites have shown similar results. For example, Ohkita et al.<sup>19</sup> reported that the thermal stability of PLA was decreased by the addition of corn starch. Although thermal stability was reduced slightly by the addition of DDGS, use of the DDGS filler could be justified for many applications because it will effectively lower the cost of material without substantially altering the thermal properties.

Table 1. Thermogravimetric analysis of pure PHA and PHA/DDGS composites

	DDGS 0%	DDGS 10%	DDGS 20%	DDGS 30%	100%DDGS
$T_{5\%}/^{\circ}\text{C}$	267.34	273.02	269.05	263.56	140
%Char	0.27	0.7	1.55	2.74	10

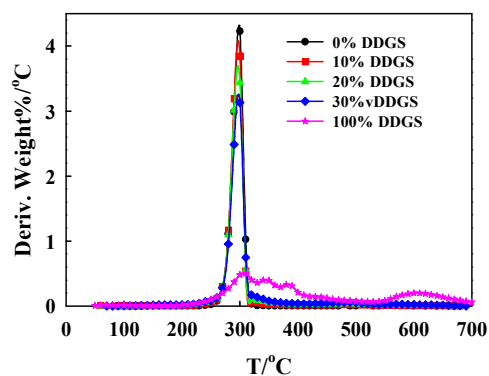
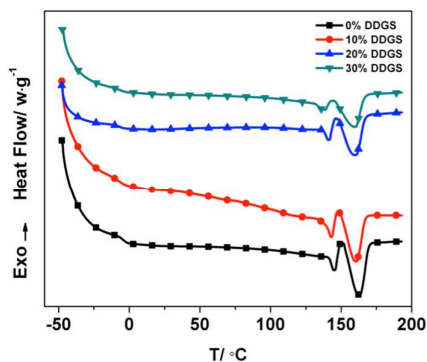


Fig. 2c. DTG thermogram of pure PHA and PHA/DDGS composites.

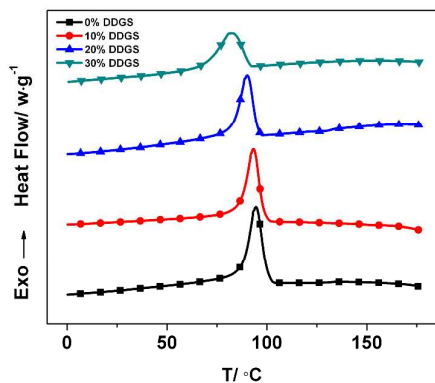
To illustrate the effect of DDGS on the thermal behavior of composites, DSC traces of pure PHA and PHA/DDGS composites are shown in Fig. 3a and Fig. 3b. The second heating scan removed most of the thermal history and reveals a more accurate thermal transition of the samples. The glass transition and melting transition of all the materials are evident in Fig. 3a. All blends exhibited a single  $T_g$  value, indicating that the two components were miscible or highly compatible in the amorphous phase. In addition, the presence of DDGS had little influence on the  $T_g$ , which varied by less than 3 °C for different filler ratios. Other studies have shown similar  $T_g$  results.<sup>20-21</sup> The two endothermic peaks shown in Fig. 3a are related to the existence of two crystalline phases in PHA samples.<sup>22</sup> The presence of DDGS decreased the two melting temperatures compared with those of pure PHA polymers, indicating that PHA and DDGS interact with each other well.





**Fig. 3a** DSC thermograms of pure PHA and PHA/DDGS composites from the second heat scan

The melting temperature of the composites was influenced by various factors such as morphology, crystallization, and composite composition.<sup>23</sup> Detailed values of melting temperature and melting enthalpy are shown in Table 2. Results showed that the melting enthalpy was also decreased by the addition of DDGS. This thermal behavior may be due to either the DDGS decreasing the crystalline structure of the PHA contents or by DDGS decreasing the melt viscosity. Reis et al. has found similar behavior for PHA/starch blends, showing that  $\Delta H_m$  and the two values of  $T_m$  decreased with an increase in starch content.<sup>24</sup>



**Fig. 3b** DSC thermograms of pure PHA and PHA/DDGS composites from the cooling scan

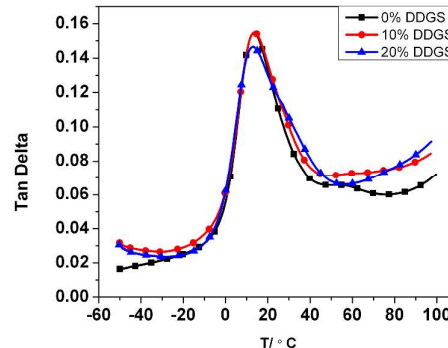
The cold-crystallization temperature ( $T_{cc}$ ) can be seen in Figure 3b. With the incorporation of DDGS into the composites, the cold crystallization peaks shift to a lower temperature.  $T_{cc}$  decreased with the addition of DDGS, another indication that the PHA and DDGS interacted favorably. The characteristic parameters of  $T_{cc}$  and  $\Delta H_c$  are also reported in Table 2. Similar to the melting enthalpy behavior, the crystallization enthalpy also showed a decrease with increasing DDGS content in composites.

**Table 2.** DSC parameters of PHA/DDGS blends from the second heating scan.\*

Samples	DDGS 0%	DDGS 10%	DDGS 20%	DDGS 30%
$T_g/^\circ\text{C}$	-4.81	-8.01	-6.83	-5.71
$T_{m1}(^\circ\text{C})$	145.97	142.92	141.86	139.10
$T_{m2}(^\circ\text{C})$	162.61	160.06	159.44	159.71
$T_{cc}(^\circ\text{C})$	94.62	93.25	90.08	82.49
$\Delta H_m(\text{J/g})$	26.916	25.613	21.101	18.288
$\Delta H_c(\text{J/g})$	32.30	30.48	25.53	24.93
$X_c(\%)$	23.49	22.35	18.41	15.96

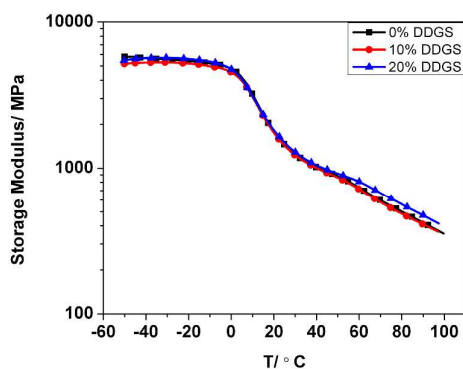
\*Where  $T_g$  is the glass transition temperature, determined as the inflexion point in the DSC scan;  $T_{cc}$  is the cold crystallization, and it was taken as the onset of crystallization;  $\Delta H_c$  is the crystallization enthalpy;  $T_{m1}$  and  $T_{m2}$  are the first and second melting temperatures taken as the melting peaks;  $\Delta H_m$  is the total melting enthalpy; and  $X_c$  is the degree of crystallinity of films.

The effects of DDGS on the dynamic mechanical properties of PHA/DDGS blends were measured by DMA. The PHA/DDGS 70/30 sample was not included because it was too brittle to undergo the stress and strain of the DMA measurements.  $\tan \delta$  of pure PHA and PHA/DDGS composites is shown in Fig. 4a. The  $\alpha$ -relaxation process of the polymers was demonstrated from this curve, and  $T_g$  was identified as the peak of  $\tan \delta$ . Based on results in Fig. 4a,  $T_g$  remained nearly constant as the content of DDGS increased from 0% to 20%.



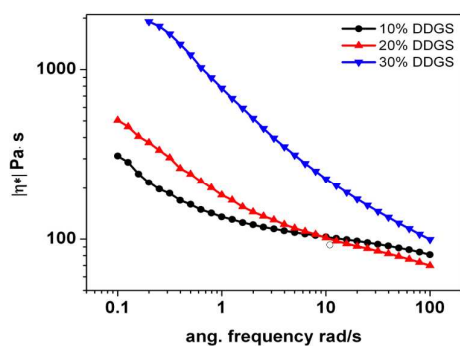
**Fig. 4a.** Temperature dependence of  $\tan \delta$  for pure PHA and PHA/DDGS composites.

As shown in Fig. 4b, the storage modulus of pure PHA and the composites decreased with increasing temperature over the temperature range studied. This behavior is attributed to the increase in polymer chain mobility at high temperature. The storage modulus was nearly unaffected by adding 10% DDGS compared to the pure PHA matrix. This result demonstrates that the addition of DDGS did not modify the mechanical properties of the composite materials even at temperatures greater than  $T_g$ . For the composite containing 20% DDGS, the storage modulus increased only slightly. This increase was more obvious at the temperatures above  $T_g$ , especially for the range of 60-80 °C.



**Fig. 4b.** Storage modulus versus temperature for pure PHA and PHA/DDGS composites.

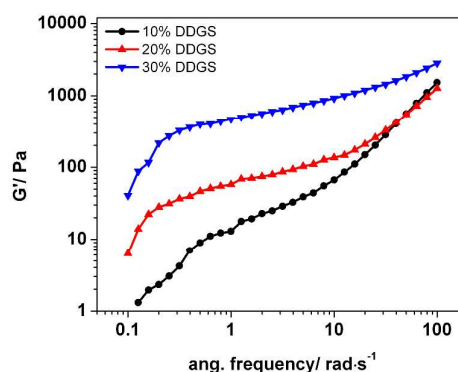
Because the weight percentage ratio of DDGS could influence the viscoelastic properties of blends, the rheological behavior of composites was examined by rheometer. Fig. 5a shows the angular frequency sweeps for PHA/DDGS composites. It was found that the complex viscosity was affected by the addition of DDGS filler to PHA matrix. At low angular frequency, the viscosity increased with an increasing ratio of DDGS to PHA. For example, the viscosity was 160 Pa.s, 243 Pa.s and 1220 Pa.s for DDGS contents of 10%, 20% and 30%, respectively, at the angular frequency of 0.5 rad/s. For PHA composites with 30% DDGS, the viscosity was more than 7 times greater than that for 10% DDGS composites. Dimitry et al.<sup>25</sup> has suggested that cellulose particles can disturb normal polymer flow and hinder the mobility of the polymer chain. The increase in viscosity shown by our research may result from the same mechanism because DDGS is rich in cellulose particles. Therefore, the greater the filler content of the DDGS, the higher the viscosity of the composites.



**Fig. 5a.** Angular frequency dependence of complex viscosity at 180 °C for PHA/DDGS composites with different filler contents

Fig. 5b is a typical melt elastic shear modulus ( $G'$ ) rheogram for PHA/DDGS composites. As can be seen, the elastic shear modulus of all samples increased with

increasing angular frequency. This increase may be due to solid-like behavior resulting from the high molecular weight of PHA. In addition, Fig. 5b also illustrates that  $G'$  clearly increased with increasing weight percentage of DDGS, indicating that the DDGS enhanced the solid-like PHA properties. Moreover, this rheological behavior might also be explained using the same reasoning as for the increase in viscosity mentioned above.



**Fig. 5b.** Angular frequency dependence of storage modulus at 180 °C for PHA/DDGS composites with different filler contents

#### Effectiveness in the model application

PHA/DDGS composites performed exceptionally well for the target application (Fig. 6). Based on ratings of plant growth and health and container appearance, strength, and durability, prototype containers made of PHA/DDGS composite performed just as well as the standard petroleum-plastic container, slightly better than containers made of the PHA base polymer, and significantly better than a top-performing commercially available fiber container (Table 3). Blending DDGS with PHA to form a composite, strongly improved biodegradation in soil, a feature that is considered very important for the target application. Since very few greenhouse crops have a production cycle greater than 16 weeks, our results show that the prototype horticulture container made of PHA/DDGS composite fulfilled all of the function required for the culture of nearly all greenhouse crops, yet had a faster rate of biodegradation in soil than the paper-fiber container. Although PHA materials currently cost more than the standard petroleum-based material used for the application, the future increase in manufacturing capacity for PHA is projected to bring the price much lower<sup>26</sup>, and we found that incorporation of DDGS at 20% by weight reduced the cost of material for our prototype by 19.1%. Therefore, blending DDGS with PHA to form a composite for use in horticulture crop containers, both reduced the cost of material and improved the function to achieve the target capabilities for the application.



**Fig. 6.** Marigold plants grown under standard application conditions in horticulture containers made of PHA/DDGS composite (left), PHA base resin (middle), and standard petroleum-based polypropylene (right).

**Table 3.** Performance under application conditions for horticulture containers made of PHA/DDGS composite, PHA base resin, petroleum-based polypropylene, or a commercially available paper fiber.\*

Container Material	6 week greenhouse	16 week durability	Biodegradation in soil (%)
PHA/DDGS	79	100	47
PHA only	74	100	15
Petroleum control (PP)	79	100	0
Commercial biobased (paper fiber)	69	89	14

\*Results for the 6-week greenhouse trial are ratings from 0 to 100 based on mean plant growth and health, and container appearance, strength, and durability. Results for the 16-week trial represent ratings from 0 to 100 based on container appearance, strength, and durability only. Results for biodegradation are the percentage weight loss of the material samples during 6 months buried in a garden plot near Gilbert, IA.

## Conclusions

This study quantifies the effects of blending DDGS with PHA and characterizes the thermal, morphological, rheological, and mechanical properties of PHA/DDGS composites at three different load ratios (90/10, 80/20, and 70/30). The PHA/DDGS composites were mixed uniformly with a twin-screw extruder. A morphological study using SEM revealed that the adhesion between the two components decreased with increasing amounts of DDGS filler, but that the properties of blend ratios evaluated in this study would likely be appropriate for many applications. The TGA test demonstrated a three-stage degradation process. DDGS slightly decreased the thermal stability of the composites, but use of the DDGS filler should be justified for many applications because it will effectively lower the cost of material without substantially altering the thermal properties. Both the melting temperature and crystalline

temperature decreased with increased DDGS filler content, indicating that PHA and DDGS interacted favorably. Neither the storage modulus nor the glass transition temperature changed significantly with the addition of DDGS, indicating that the filler reduced neither the dynamic mechanical properties nor the glass transition temperature. In addition, the dynamic viscosity and elastic modulus of the composites were increased significantly with increasing DDGS content. These results demonstrate that both the PHA matrix and PHA/DDGS composites possess thermal and physical properties that are suitable for our model application, and that PHA composites with DDGS fillers are good candidates for use in low-cost, bio-based plastic horticulture crop containers.

## Acknowledgements

This research was supported in part by the USDA Specialty Crops Research Initiative (USDA-SCRI project # IOW05306). The authors thank Metabolix, Inc. for providing Mirel PHA, and polycomp group for their technical assistance.

## References

- <sup>1</sup> Mohanty A, Misra M, Drzal L. Sustainable Bio-Composites from Renewable Resources: Opportunities and Challenges in the Green Materials World. *Journal of Polymers and the Environment*, (2002), Vol.10 (1), pp.19-26.
- <sup>2</sup> Shah, A., Hasan, F., Hameed, A., Ahmed, S., Biological degradation of plastics: A comprehensive review. *Biotechnology Advances* (2008), Vol.26(3), pp.246-265.
- <sup>3</sup> Chin-San Wu, Preparation, characterization and biodegradability of crosslinked tea plant-fibre-reinforced polyhydroxyalkanoate composites. *Polymer Degradation and Stability*, 98 (2013) 1473-1480.
- <sup>4</sup> Tan G., Zhong, L., Lan, X., Sun, X. A Study on PHA/PLA/Talc Ternary Composite. *Applied Mechanics and Materials*(2014), Vol.467, pp.166-171.
- <sup>5</sup> Reddy M, Vivekanandhan, S., Misra, M., Bhatia, S., Mohanty, A. Biobased plastics and bionanocomposites: Current status and future opportunities. *Progress in Polymer Science* (2013), Vol.38(10-11), pp.1653-1689.
- <sup>6</sup> Ray Smith, *Biodegradable polymers for industrial applications*. CRC Press; Cambridge: Woodhead (2005).
- <sup>7</sup> Khanna S., Srivastava, A. Recent advances in microbial polyhydroxyalkanoates. *Process Biochemistry* (2005), Vol.40(2), pp.607-619.
- <sup>8</sup> Steinbuchel, A. Perspectives for Biotechnological Production and Utilization of Biopolymers: Metabolic Engineering of Polyhydroxyalkanoate Biosynthesis Pathways as a Successful Example. *Macromolecular*



Bioscience (2001), Vol.1(1), pp.1-24.

<sup>9</sup> Norrahim N. M., Ariffin H., Hassan A. M., Ibrahim A. N., Nishida H. Performance evaluation and chemical recyclability of a polyethylene/poly(3-hydroxybutyrate-co-3-hydroxyvalerate) blend for sustainable packaging., RSC Advances (2013), Vol.3, pp. 24378-24388.

<sup>10</sup> Liu Z., Wang, Y., He, N., Huang, J., Zhu, K., Shao, W., Wang, H., Yuan, W., Li, Q. Optimization of polyhydroxybutyrate (PHB) production by excess activated sludge and microbial community analysis. Journal of Hazardous Materials (2011), Vol.185 (1), pp 8-16.

<sup>11</sup> Javadi A., Srithep, Y., Pilla, S., Lee, J., Gong, S., Turng, L. Processing and characterization of solid and microcellular PHBV/coir fiber composites. Materials Science and Engineering C (2010), Vol.30(5), pp.749-757.

<sup>12</sup> Naranjo J., Posada, J., Higuera, J., Cardona, C. Valorization of glycerol through the production of biopolymers: The PHB case using *Bacillus megaterium*. Bioresource Technology(2013), Vol.133, pp. 38-44.

<sup>13</sup> Berezina N. Novel approach for productivity enhancement of polyhydroxyalkanoates (PHA) production by *Cupriavidus necator* DSM 545. New Biotechnology(2013), Vol.30(2), pp.192-195.

<sup>14</sup> Cheesbrough V., Rosentrater K., Visser J. Properties of distillers grains composites: a preliminary investigation. J Polym Environ (2008), 16(1):40-50.

<sup>15</sup> Vanessa C., Kurt R., Jerry V. Properties of Distillers Grains Composites: A Preliminary Investigation. J Polym Environ (2008) 16: 40-50.

<sup>16</sup> Fallahi P., Rosentrater K., Muthukumarappan K., Tulbek M. Effects of Conditioner Steam, Extruder Water and Screw Speed on Physical Properties of DDGS-Based Extrudates in Twin-Screw Extrusion. An ASABE Meeting Presentation Paper Number: 1110887.

<sup>17</sup> Naznin, S., Tareef, K. In Vitro Degradation of PHBV Scaffolds and nHA/PHBV Composite Scaffolds Containing Hydroxyapatite Nanoparticles for Bone Tissue Engineering. Journal of Nanomaterials (2012), Vol.2012.

<sup>18</sup> Ferreira, B., Zavaglia, C., & Duek, E. Films of poly(L-lactic acid)/poly(hydroxybutyrate-co-hydroxyvalerate) blends: in vitro degradation. Materials Research,4 (2001) 34-42.

<sup>19</sup> Ohkita T., Lee S., Thermal Degradation and biodegradability of Poly (lactic acid)/Corn Starch Biocomposites. Journal of Applied Polymer Science, Vol. 100, 3009-3017 (2006).

<sup>20</sup> Elena T., Joel T., David B. Long J. & Michael W. Thermal and mechanical properties of poly(3-hydroxybutyrate-co-3-hydroxyvalerate)/cellulose nanowhiskers composites). Polymer 51 (2010) 2652-2660.

<sup>21</sup> Madbouly, S., Schrader, J.A., Srinivasan, G., Liu, K., McCabe, K.G., Grewell, D., Graves, W.R., Kessler, M.R. Biodegradation Behavior of Bacterial-based Polyhydroxyalkanoate (PHA) and DDGS composites. Green Chemistry (2014) DOI: 10.1039/C3GC41503A.

<sup>22</sup> Silvia M., Julia S. Farayde F., Alicaja D., Bernhard M.& Wim S. Obtention and characterization of poly(3-hydroxybutyric acid-co-hydroxyvaleric acid)/mcl-PHA based blends. LWT-Food Science and Technology 47(2012) 386-392.

<sup>23</sup> Matzinos, P., Tsuki, V., Kontoyiannis, A., Panayiotou, C. Processing and characterization of starch/polycaprolactone products. Polymer Degradation and Stability (2002) 77, 17-24.

<sup>24</sup> Reis C. K., Pereira J., Simth A., Carvalho. C., Wellner N., Yakimets I. Characterization of polyhydroxybutyrate-hydroxyvalerate (PHB-HV)/maize starch blend films. Journal of Food Engineering 89 (2008) 361-369.

<sup>25</sup> Dmitri S., Elvia T., Andre K., Piller M. Rheological and Mechanical Properties of Poly (lactic) Acid/ Cellulose and LDPE/ Cellulose Composites. ISSN 1392-1320 Materials Science (Medziagotyra). Vol.17, No.1. 2011.

<sup>26</sup> ReportsnReports. PHA (Polyhydroxyalkanoate) Market, By Application (Packaging, Food Services, Bio-medical, Agriculture) & Raw Material -Global Tends & Forecasts to 2018. (April, 2013), <[http://www.academia.edu/3443379/PHA\\_Polyhydroxyalkanoate\\_Market](http://www.academia.edu/3443379/PHA_Polyhydroxyalkanoate_Market)>.