

RSC Advances



This is an *Accepted Manuscript*, which has been through the Royal Society of Chemistry peer review process and has been accepted for publication.

Accepted Manuscripts are published online shortly after acceptance, before technical editing, formatting and proof reading. Using this free service, authors can make their results available to the community, in citable form, before we publish the edited article. This *Accepted Manuscript* will be replaced by the edited, formatted and paginated article as soon as this is available.

You can find more information about *Accepted Manuscripts* in the [Information for Authors](#).

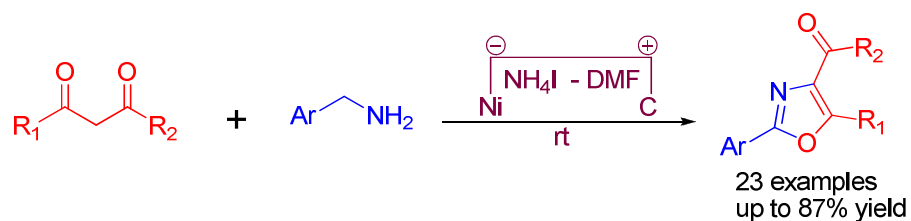
Please note that technical editing may introduce minor changes to the text and/or graphics, which may alter content. The journal's standard [Terms & Conditions](#) and the [Ethical guidelines](#) still apply. In no event shall the Royal Society of Chemistry be held responsible for any errors or omissions in this *Accepted Manuscript* or any consequences arising from the use of any information it contains.

Electrochemically promoted synthesis of polysubstituted oxazoles from β -diketone derivatives and benzylamines under mild conditions

Gaoqing Yuan*, Zechen Zhu, Xiaofang Gao, Huanfeng Jiang

School of Chemistry and Chemical Engineering, South China University of Technology, Guangzhou, China

An efficient electrochemical route has been developed to synthesize polysubstituted oxazoles, without the use of hazardous oxidants and transition metal catalysts.



Cite this: DOI: 10.1039/c0xx00000x

www.rsc.org/xxxxxx

ARTICLE TYPE

Electrochemically promoted synthesis of polysubstituted oxazoles from β -diketone derivatives and benzylamines under mild conditions

Gaoqing Yuan*, Zechen Zhu, Xiaofang Gao, Huanfeng Jiang

Received (in XXX, XXX) Xth XXXXXXXXX 20XX, Accepted Xth XXXXXXXXX 20XX

DOI: 10.1039/b000000x

An efficient electrochemical synthesis of polysubstituted oxazoles from readily available β -diketone derivatives and benzylamines is described. This electrochemical procedure does not need the use of hazardous oxidants and transition metal catalysts as well as molecular I_2 additive. Compared with traditional thermo-chemical method, the present electrochemical method is greener and more efficient.

Many natural and synthetic compounds containing the oxazole moieties exhibit promising antitumor, antibacterial, antiviral or antifungal activities.¹ For example, Leucamide A and its analogues composed of several oxazole moieties have been confirmed as significant antitumor agents.² Owing to their important applications, the synthesis of oxazole derivatives has attracted extensive attention in both academic and industrial fields. Some synthetic methods have been developed for the preparation of oxazoles, mainly including cyclization of acyclic precursors,³ the coupling of the prefuctionalized oxazoles with organometallic reagents,⁴ and oxidation of oxazolines.⁵ However, these methods still face some challenges such as starting materials not easily accessible, harsh reaction conditions and tedious synthetic procedures. Recently, the Wang group has reported a novel method for the synthesis of polysubstituted oxazoles from readily available materials (benzylamine with β -diketone derivatives) via a tandem oxidative cyclization.⁶ Unfortunately, the oxidative procedures require the use of a stoichiometric amount of hazardous oxidant TBHP (*t*-BuOOH) and molecular I_2 additive, and transition metal catalysts. From the viewpoint of green chemistry and synthetic methodology, it is still highly desirable to develop eco-friendly and more efficient method for the synthesis of polysubstituted oxazoles from benzylamine and β -diketone derivatives.

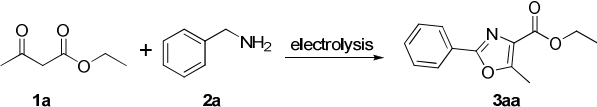
An electrochemical method is particularly attractive in organic synthesis because electrochemical processes can decrease pollution and make the chemistry environmentally friendly.⁷ The advantage of an electrochemical method lies in the fact that electrons can act as green and safe "reagents" to replace hazardous redox chemicals to carry out oxidation or reduction reactions. On the other hand, the desired reactive species could be conveniently electrogenerated *in situ* through the transfer of electrons. Based on the green characteristic of

an electrochemical method, we have been interested in developing new electrochemical process in organic synthesis.⁸ Herein, we report for the first time an efficient electrochemical synthesis of polysubstituted oxazoles from readily available benzylamine and β -diketone derivatives under mild conditions, without the use of hazardous or toxic oxidants and transition metal catalysts.

In our investigation, ethyl acetoacetate **1a** and benzylamine **2a** were chosen as model substrates. In order to obtain satisfactory results, some important factors (including supporting electrolytes, solvents and electrode materials) were carefully examined, as shown in Table 1. With NaI as the supporting electrolyte and DMF as the solvent, **1a** with **2a** could be smoothly transformed into the target product ethyl 5-methyl-2-phenyl-oxazole-4-carboxylate **3aa** in a 60% yield (Table 1, entry 1). However, the electrolysis with KI or *n*-Bu₄NI as the supporting electrolyte gave unsatisfactory results (Table 1, entries 2 and 3). Very pleasingly, the yield of **3aa** could be enhanced up to 91% when the supporting electrolyte was changed from NaI to NH₄I (Table 1, entry 4). With NH₄Br as supporting electrolyte, benzonitrile was the main product (64% yield), while the target product **3aa** was only obtained in a low yield (34%, Table 1, entry 5). With NH₄Cl as supporting electrolyte, **3aa** was not detected and some by-products such as benzonitrile and benzaldehyde were observed (Table 1, entry 6). These results indicate that supporting electrolytes have a great impact on the formation of oxazoles. NH₄I appears to be the most suitable supporting electrolyte for this electrochemical process. In the present electrochemical system with graphite as the inert anode, the supporting electrolyte could not only act as conducting salts but also take part in electrochemical reactions to generate reactive species. According to the Wang group's work,⁶ the molecular I_2 additive was utilized to effectively improve the reaction efficiency of ethyl acetoacetate **1a** with benzylamine **2a**. In the present case, we deduce that the I_2 electrogenerated *in situ* at the graphite anode ($2I^- \rightarrow I_2 + 2e^-$) could play the same important role in this transformation. Electrolytic medium (solvent) is another key factor. When DMF was replaced with MeCN or H₂O as the solvent, the yield of **3aa** was less than 5% (Table 1, entries 8 and 11), and the substrates were almost quantitatively recovered. When THF or MeOH was employed as the solvent, **3aa** was obtained in a low yield of 36% and 16%, respectively (Table 1, entries 7

and 9). In DMSO solvent, the yield is much lower than in DMF (Table 1, entries 10 and 4). Among the tested solvents, DMF seems to be the most appropriate solvent for this transformation. Subsequently, several cathode materials including Zn, Al and Cu were used to carry out the transformation under the same conditions. These electrode materials give quite satisfactory results (Table 1, entries 12–14). According to the experimental result of entry 4 (Table 1), the optimized electrolytic system should consist of NH₄I as supporting electrolyte, DMF as solvent, a graphite anode and a Ni cathode.

Table 1 Optimization of electrolytic conditions.^a



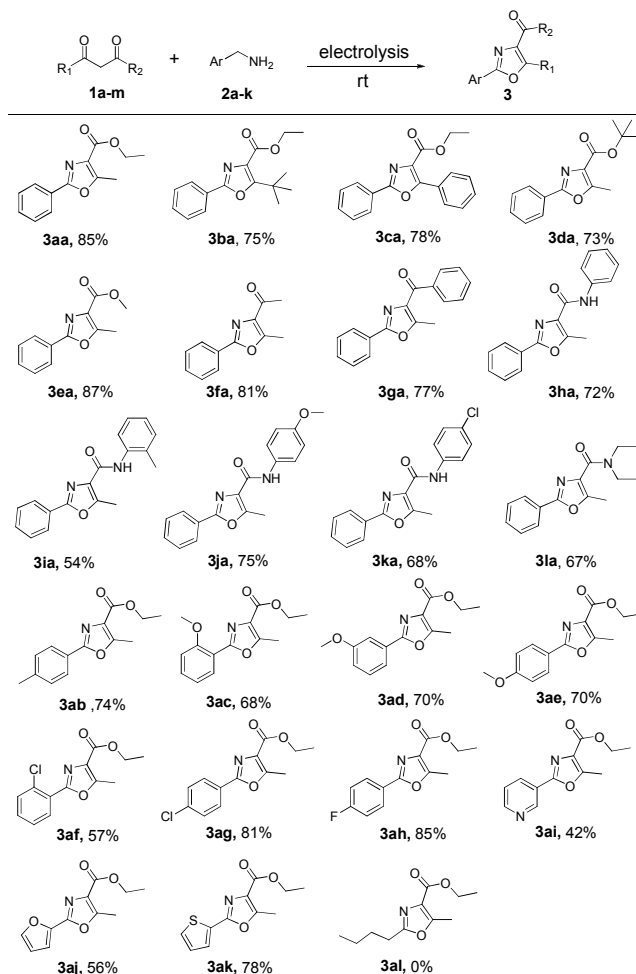
Entry	Anode-Cathode	Supporting electrolyte	Solvent	Yield (%) ^b	η (%) ^c
1	C—Ni	NaI	DMF	62	42
2	C—Ni	KI	DMF	40	27
3	C—Ni	<i>n</i> -Bu ₄ NI	DMF	18	12
4	C—Ni	NH₄I	DMF	91	62
5	C—Ni	NH ₄ Br	DMF	34	23
6	C—Ni	NH ₄ Cl	DMF	0	0
7	C—Ni	NH ₄ I	THF	36	24
8	C—Ni	NH ₄ I	MeCN	<5	<3
9	C—Ni	NH ₄ I	EtOH	16	11
10	C—Ni	NH ₄ I	DMSO	60	40
11	C—Ni	NH ₄ I	H ₂ O	<5	<3
12	C—Zn	NH ₄ I	DMF	89	60
13	C—Al	NH ₄ I	DMF	84	56
14	C—Cu	NH ₄ I	DMF	81	54

^a Electrolytic conditions: **1a** (2.0 mmol), **2a** (2.0 mmol), solvent (10 mL), supporting electrolyte (0.4 mol/L), undivided cell, current density 12 mA/cm², 8 h and rt. ^b Determined by GC. ^c Current yield.

To test the scope of this electrochemical methodology, our investigation was extended to different 1,3-dicarbonyl compounds and benzylamines. All the electrosyntheses were carried out under the optimized conditions (Table 1, entry 4) and the results are listed in Table 2. Pleasingly, the β -keto esters with different alkyl substituents, regardless of their electronic or steric properties, could provide the corresponding products with satisfactory yields (Table 2, **3aa–3ea**). Moreover, when 1,3-diketones were used as the substrate, the reactions with benzylamine **2a** could be performed smoothly to give the corresponding products in 77–81% yields (Table 2, **3fa–3ga**). With β -keto amides, good yields were obtained as well (Table 2, **3ha** and **3ia**). For the benzylamine derivatives, an electron-donating group on the aromatic ring gave somewhat lower yields of oxazoles (Table 2, compare **3aa** (85%) with **3ab–3ae** (68–74%)), while an electron-withdrawing substituent had little influence (Table 2, compare **3aa** with **3ah** (85%)). The position of the OCH₃ group on the benzylamine (para, meta, and ortho positions) has very little influence on the reaction yield (Table 2, **3ac–3ae**). In the heterocyclic amine case, the corresponding products could be obtained in moderate to high yields (Table 2, **3ai–ak**).

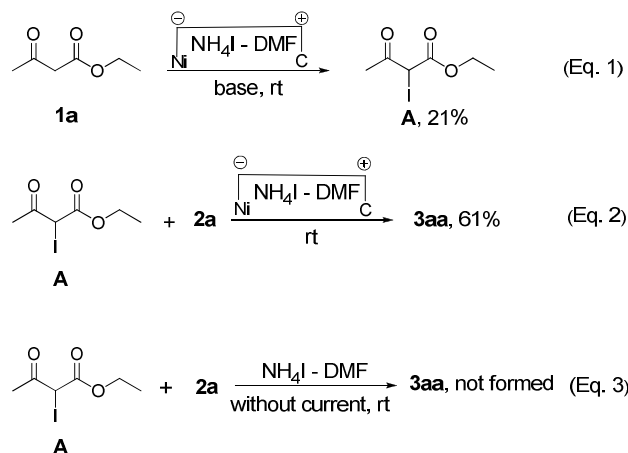
However, the desired product was not formed with *n*-BuNH₂ as the substrate (Table 2, **3al**). This probably means that it is necessary to have a weak C–H bond to be adjacent to the amino group for this transformation.⁶

Table 2 Electrosynthesis of polysubstituted oxazoles from 1,3-dicarbonyl compounds and benzylamine derivatives.^a



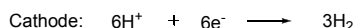
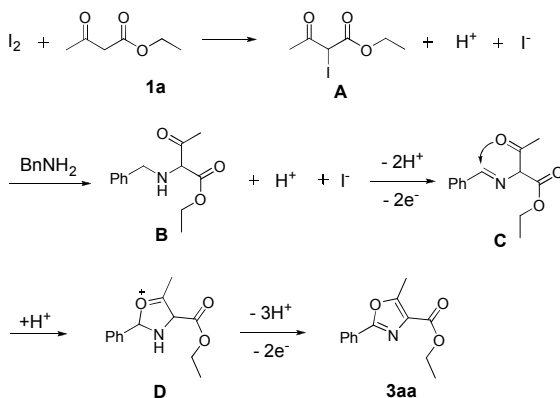
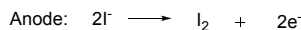
^a Isolated yield (electrolytic conditions as shown in Table 1, entry 4).

In order to probe the reaction process, several control experiments were carried out. In the absence of benzylamine (**2a**), ethyl-2-iodo-3-oxobutanoate (**A**) was observed (Scheme 1, Eq. 1). Although the yield of **A** was low (only 21%), this result indicates that **A** could be formed under the electrochemical conditions. Further investigation revealed that **A** with benzylamine (**2a**) could be electrochemically converted into the target product **3aa** in a 61% yield (Scheme 1, Eq. 2). However, **3aa** was not formed at all if no electric current was passed through the electrolytic cell (Scheme 1, Eq. 3). This means that electrochemical oxidation or activation is necessary for the formation of **3aa**.



Scheme 1 Control experiments.

Based on our experimental results and the previous reports,^{6,9,10} a possible reaction mechanism is outlined in Scheme 2. I₂ generated in situ at the anode ($2\text{I}^- \rightarrow \text{I}_2 + 2\text{e}^-$) could react with 1a to form A. Then A with BnNH₂ (2a) is converted to B. Subsequently, the electrooxidation of B generates C, which undergoes an intramolecular cyclization to give the intermediate D in a tandem process. Finally, D is transformed into the product (3aa) by deprotonation and electrochemical oxidation. It is worthy to note that I⁻ ions are regenerated during the electrolysis. The formation of 3aa consumes electrons only.



Scheme 2 Proposed reaction mechanism.

In conclusion, an efficient synthesis of polysubstituted oxazoles derivatives via an electrochemical route from readily available benzylamine and β-diketone derivatives was demonstrated. The molecular I₂ electrogenerated *in situ* at the anode and electrochemical oxidation play a key role in the formation of polysubstituted oxazoles. It is noteworthy that the present electrochemical procedure gives the oxazoles in good to excellent yields, under mild conditions, and does not

involve hazardous oxidants, transition metal catalysts, and molecular I₂ additive. Furthermore, it is accessible to any synthetic organic laboratory and it can be easily scaled up because no sophisticated and expensive electrochemical instruments (such as a potentiostat) are required. Therefore, compared with the reported thermo-chemical method,⁶ the present electrochemical method appears to be more ecofriendly and more attractive.

Acknowledgements

We thank the National Natural Science Foundation of China (21172079), the Science and Technology Planning Project of Guangdong Province (2011B090400031), the National Basic Research Program of China (973 Program, 2011CB808600), and Guangdong Natural Science Foundation (10351064101000000).

Notes and references

School of Chemistry and Chemical Engineering, South China University of Technology, Guangzhou 510640, China; E-mail: qgyuan@scut.edu.cn

- (a) P. Wipf, *Chem. Rev.*, 1995, **95**, 2115–2134; (b) C. J. Forsyth, F. Ahmed, R. D. Cink and C. S. Lee, *J. Am. Chem. Soc.*, 1998, **120**, 5597–5598; (c) A. W. G. Burgett, Q. Li, Q. Wei and P. G. Harran, *Angew. Chem. Int. Ed.*, 2003, **42**, 4961–4966; (d) J. J. Lee, J. Kim, Y. M. Jun, B. M. Lee and B. H. Kim, *Tetrahedron*, 2009, **65**, 8821–8831; (e) M. Debono, R. M. Molloy, J. L. Occolowitz, J. W. Paschal, A. H. Hunt, K. H. Michel and J. W. Martin, *J. Org. Chem.*, 1992, **57**, 5200–5208; (f) M. Debono, R. M. Molloy, J. L. Occolowitz, J. W. Paschal, A. H. Hunt, K. H. Michel, and J. W. Martin, *J. Org. Chem.*, 1992, **57**, 5200–5208; (g) Z. Jin, *Nat. Prod. Rep.*, 2006, **23**, 464–496.
- W. Wang, D. Yao, M. Gu, M. Fan, J. Li, Y. Xing and F. Nan, *Bioorg. Med. Chem. Lett.*, 2005, **15**, 5284–5287.
- (a) P. Wipf and C. P. Miller, *J. Org. Chem.*, 1993, **58**, 3604–3606; (b) C. Kison and T. Opatz, *Chem. Eur. J.*, 2009, **15**, 843–845; (c) Z.J. Xu, C. Zhang and N. Jiao, *Angew. Chem. Int. Ed.*, 2012, **51**, 11367–11370; (d) M. P. Kumar and R.S. Liu, *J. Org. Chem.*, 2006, **71**, 4951–4955; (e) J. Xie, H.L. Jiang, Y.X. Cheng and C.J. Zhu, *Chem. Commun.*, 2012, **48**, 979–981; (f) I. Cano, E. Álvarez, M. C. Nicasio and P. J. Pérez, *J. Am. Chem. Soc.*, 2011, **133**, 191–193; (g) C.F. Wan, L.F. Gao, Q. Wang, J.T. Zhang, and Z.Y. Wang, *Org. Lett.*, 2010, **12**, 3902–3905; (h) A. E. Wendlandt and S. S. Stahl, *Org. Biomol. Chem.*, 2012, **10**, 3866–3870; (i) M. Austeri, D. Rix, W. Zeghida and J. Lacour, *Org. Lett.*, 2011, **13**, 1394–1397; (j) W.M. He, C.Q. Li and L.M. Zhang, *J. Am. Chem. Soc.*, 2011, **133**, 8482–8485.
- (a) E. F. Flegeau, M. E. Popkin and M. F. Greaney, *Org. Lett.*, 2006, **6**, 2495–2498; (b) F. Besselièvre and S. Piguel, *Angew. Chem. Int. Ed.*, 2000, **39**, 1045–1046; (c) K. Lee, C. M. Counciller and J. P. Stambuli, *Org. Lett.*, 2009, **11**, 1457–1459; (d) D. R. Williams and L.F. Fu, *Org. Lett.*, 2010, **12**, 808–811.
- (a) A.I. Meyers and F.X. Tavares, *J. Org. Chem.*, 1996, **61**, 8207–8215; (b) D. R. Williams, P. D. Lowder, Y.G. Gu and D.A. Brooks, *Tetrahedron Lett.*, 1997, **38**, 331–334; (c) A. J. Phillips, Y. Uto, P. Wipf, M.J. Reno and D.R. Williams, *Org. Lett.*, 2000, **2**, 1165–1168.
- C.F. Wan, J.T. Zhang, S.J. Wang, J.M. Fan, and Z.Y. Wang, *Org. Lett.*, 2010, **12**, 2338–2341.
- B.A. Frontana-Urbe, R.D. Little, J. G. Ibanez, A. Palma and R. Vasquez-Medrano, *Green Chem.*, 2010, **12**, 2099–2119.
- X.F. Gao, G.Q. Yuan, H.J. Chen, H.F. Jiang, Y.W. Li, C.Q. Qi, *Electrochem. Commun.*, 2013, **34**, 242–245.
- W. D. Kumler, *J. Am. Chem. Soc.*, 1938, **60**, 855–856.

-
10. M. N. Elinson, S. K. Feducovich, Z. A. Starikova, A. N. Vereshchagin, P. A. Belyakov and G. I. Nikishin, *Tetrahedron*, 2006, 62, 3989–3996.