

PCCP

Accepted Manuscript

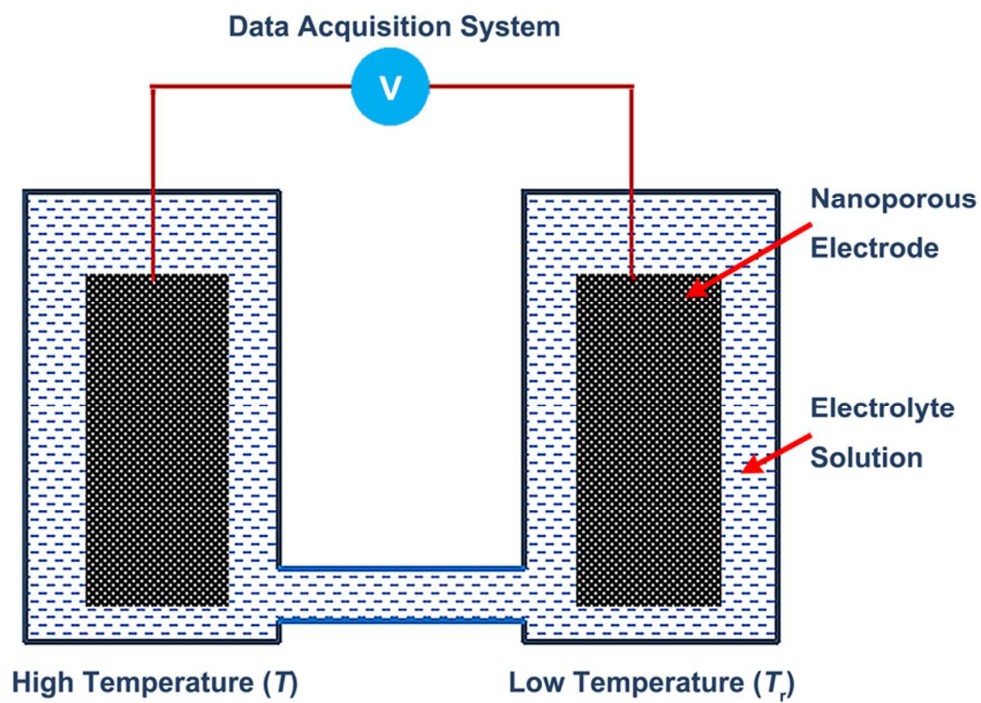


This is an *Accepted Manuscript*, which has been through the Royal Society of Chemistry peer review process and has been accepted for publication.

Accepted Manuscripts are published online shortly after acceptance, before technical editing, formatting and proof reading. Using this free service, authors can make their results available to the community, in citable form, before we publish the edited article. We will replace this *Accepted Manuscript* with the edited and formatted *Advance Article* as soon as it is available.

You can find more information about *Accepted Manuscripts* in the [Information for Authors](#).

Please note that technical editing may introduce minor changes to the text and/or graphics, which may alter content. The journal's standard [Terms & Conditions](#) and the [Ethical guidelines](#) still apply. In no event shall the Royal Society of Chemistry be held responsible for any errors or omissions in this *Accepted Manuscript* or any consequences arising from the use of any information it contains.



In nanopores, electrode potential is dependent on not only the dielectric constant but also the size of solvent molecules.
36x26mm (600 x 600 DPI)

Performance of Thermally-Chargeable Supercapacitors in Different Solvents

Hyuck Lim,^a Cang Zhao,^b Yu Qiao,^{a,b,1}

^a *Program of Materials Science & Engineering, University of California – San Diego, La Jolla, CA 92093*

^b *Department of Structural Engineering, University of California – San Diego, La Jolla, CA 92093-0085*

Abstract

The influence of solvent on the temperature sensitivity of electrode potential of thermally-chargeable supercapacitor (TCS) is investigated. For large electrodes, the output voltage is positively correlated with the dielectric constant of solvent. When nanoporous carbon electrodes are used, different characteristics of system performance are observed, suggesting that possible size effects must be taken into consideration when the solvent molecules and solvated ions are confined in nanoenvironment.

¹ Corresponding author. Email: yqiao@ucsd.edu

Low-grade heat (LGH) is one of the important energy sources that currently cannot be fully utilized [1]. An example of LGH source is the wasted heat in power generation plants, hundreds of Giga-Watt in the U.S. alone [2]. Other examples include geo-thermal energy, ocean thermal energy, distributed solar thermal energy, among others [3]. The low temperature makes LGH harvesting prohibitively difficult by using conventional thermal-to-electric energy conversion (TEEC) techniques. The major issue for conventional indirect TEEC procedures is the high installation, operational, and maintenance costs. The upper limit of the energetic efficiency is determined by the Carnot cycle: $\zeta_c = \Delta T/T$, where T is the LGH temperature and ΔT is the temperature difference. For a high-temperature heat source, the Carnot cycle limit is quite high, so that the overall TEEC efficiency $\zeta = \zeta_c \cdot \zeta_m$ may be sufficient, where ζ_m is the machine efficiency. For LGH, while the system costs may be similar, ζ considerably decreases, resulting in a poor cost-performance balance (\sim a few U.S. dollars per Watt) [4]. For direct, Seebeck-effect-based conventional TEEC procedures, the key challenges are associated with the low energy density and the poor energetic efficiency [5], which is caused by both the low Carnot cycle limit and the thermal shorting effect [6]. As a result, the cost of the harvested power may be even much higher than that of the indirect procedures.

In a recent experiment [7], we investigated the concept of thermally-chargeable supercapacitors (TCS). As depicted in Fig.1, a TCS consists of two half-capacitors at different temperatures. Each half-capacitor is formed by immersing an electrode in an electrolyte solution. At the electrode-liquid interface, solvated ions are adsorbed and an electrode potential is developed. When temperature changes, the adsorption coverage becomes difference and the electrode potential varies. Thus, as the two half-capacitors are connected, a net output voltage is produced. This process can be greatly promoted if large-surface-area, nanostructured electrodes are employed. The preliminary testing data showed that

TCS works well for LGH. The energy density of a TCS can be on the scale of 10^2 mJ/g, with a relatively small $\Delta T \sim 50$ °C.

One of the key factors dominating the TCS performance is the output voltage, V . With a give ΔT , V is related to a number of factors, such as the electrode materials and the solvent properties. In the current study, we investigated three different solvents: dimethyl sulfoxide (DMSO), water, and formamide (FA); and two electrode materials: platinum (Pt) foil and nanoporous carbon (NC).

The Pt foil electrode was 100 μm thick, with the size of 10 mm \times 10 mm. Two electrodes were separately placed in two polypropylene (PP) containers, each of which contained 50 ml of 1 M aqueous, DMSO, or FA solution of lithium chloride (LiCl). The containers were connected by a salt bridge, which was 5 mm in diameter and 30 mm long. The potential difference between the two electrodes was measured by a National Instrument SCB-68 Data Acquisition (DAQ) system.

Initially, both containers were kept at room temperature, 23 °C. By using a Corning PC-220 Hot Plate, one of the containers was heated to 63 °C, with a constant rate of 3 °C/min. The temperature was recorded by using type-K thermocouples with an Omega HH-20A Reader. Figure 2(a) shows the measured V . The average thermal sensitivity of electrode potential, dV/dT , is shown in Fig.3.

The NC electrode material was obtained from Cabot (Product No.: BP2000). By using a Micromeritics TriStar-3000 Gas Adsorption Analyzer, the modal value of pore size was determined as ~ 3 nm. The specific surface area was 1810 m^2/g . The particle size ranged from 1-50 μm . The material was refluxed in acetone at 80 °C for 4 h in a vertical tower, and filtered and repeatedly rinsed by warm water and methanol. By using a type 5580 Instron machine, about 200 mg of the treated NC particles were pressurized into a thin disk, with the diameter around 5 mm. The NC-based TCS testing setup and procedure were similar to that of the Pt-based TCS.

As the electrode is immersed in the electrolyte solution, the effective surface ion density is much higher than that in the bulk liquid phase. As a result, counter charges are induced in the electrode surface, generating an electrode potential, ϕ . As temperature changes, due to the thermally dependent surface ion density and motion, the electrode potential would vary. Thus, as the two electrodes in a TCS are of different temperatures, a net output voltage, V , is measured. The associated electric energy is harvested from the thermal energy.

The variation in the potential difference between the electrode and the bulk liquid phase can be stated as $\Delta\phi = \Delta(Q/C)$, where Q is the effective surface charge density and C is the effective surface capacitance, and “ Δ ” indicates the thermally induced change. In an electrolyte solution, a solid-liquid interface consists of a few capacitive components: C_M that captures the contribution of the electrode at the Jellium edge, C_H that reflects the solvent contribution in the Helmholtz layer, and C_{DL} that is related to the diffuse layer. The potential difference between the electrode phase and the bulk liquid phase can be written as $\Delta\phi = \Delta Q \cdot (1/\Delta C_M + 1/\Delta C_H + 1/\Delta C_{DL})$ [9]. All the three terms are thermally dependent, among which C_M is related to only the electrode phase while C_H and C_{DL} are dependent on the solvent properties [10]. According to Trasatti [11], the electrode potential at the potential of zero charge (PZC) state is related to the temperature variation. Under the PZC condition, the contributions from the charges in the electrode or the liquid are secondary. The thermal sensitivities of surface potential (dg^S_{dipole}/dT) are -1.15 mV/ $^{\circ}\text{C}$, -1.23 mV/ $^{\circ}\text{C}$ and -1.66 mV/ $^{\circ}\text{C}$ for DMSO, water, and FA, respectively. From Figs. 2(a) and 3, it can be seen that the average values of dV/dT are -5.4 mV/ $^{\circ}\text{C}$, -1.0 mV/ $^{\circ}\text{C}$, and -0.3 mV/ $^{\circ}\text{C}$ for FA, water, and DMSO, respectively. The trend predicted by the Trasatti theory quantitatively fits with the experimental data, while is weaker. The difference between them may come from the influence of the adsorbed ions. Since the capacitance associated with specifically adsorbed ions (C_{ads}) is smaller compared with other capacitive components [12], it has a dominant effect on the overall surface

capacitance, C_{tot} . In a solution of a relatively high ion concentration, the degree of adsorption also tends to be high, as reported in [13] that chlorine ions can generate a large potential difference. Under this condition, C_M and C_{ads} are smaller than C_H and C_D , and $\Delta\phi$ should be expressed as $\Delta\phi = \Delta Q \cdot (1/\Delta C_M + 1/\Delta C_{\text{ads}})$.

As the solvent is changed, the degree of adsorption becomes different. The adsorption process consists of three steps: removal of the solvation shell, removal of the solvent layer, and adsorption. There is a certain free energy change associated with each step, and the overall system free energy is lowered after the adsorption process is completed. Usually, a solvent of a higher dielectric constant has a higher solvation ability. For the solvents under investigation, FA has the highest dielectric constant and DMSO has the lowest dielectric constant. Therefore, on the electrode surface, FA tends to have the lowest degree of adsorption and DMSO tends to have the highest degree of adsorption, causing the observed solvent effect on dV/dT .

While the classic theory explains well the data of Pt electrodes, according to Fig.2(b), the solvent effects on the NC electrode based system are entirely different. For water, FA, and DMSO, the thermal sensitivity of output voltage is 0.68 mV/°C, 0.23 mV/°C, and 0.15 mV/°C, respectively. First, the output voltage is positively correlated with temperature, T . Second, there is no clear pattern of the relationship between dV/dT and the dielectric constant of solvent. Both of the characteristics are contradictory to the above discussion, and should be related to the confinement effects of nanopore walls. In the NC electrode, the majority of the solid-liquid interface is in the smallest nanopores of the size ranging from 1 to a few nm. On such a small length scale, the solvated structure can be distorted, and, therefore, the free energy change associated with the removal of hydration shell can be different from that at a large solid surface, and the influence of solvent molecules on the degree of adsorption varies. Furthermore, the surface ion structure is strongly affected by the nanopore surfaces, and the double layer structure

may break down [14]. In the smallest nanopores, the confined liquid phase is exposed to the solid atoms, and the concept of surface zone should be redefined [e.g. 15]; somewhat similar phenomena have been reported for carbon-based supercapacitors [16].

Probably most importantly, due to the ultrahigh surface to volume ratio, the liquid in the interior may not be regarded as a bulk phase, and the dominant ion motion is along the axial direction. Moreover, the molecular size of solvent becomes critical. The sizes of water, DMSO, and FA molecules are 0.25 nm, 0.47 nm, and 0.62 nm, respectively. Thus, as a first order approximation, the sizes of solvated lithium cation are 0.65 nm, 1.09 nm, and 1.39 nm for the three solvents, respectively. While for water the smallest nanopores provide a barely enough space to form the Helmholtz layer, for DMSO and FA the space is insufficient. Consequently, the ion motion in DMSO and FA is suppressed, leading to the reduced thermal sensitivity.

In summary, it was confirmed experimentally that for a large electrode, conventional surface theory explains well the solvent effects on the output voltage of a TCS. However, when the electrodes are nanoporous, the conventional theory breaks down, which must be attributed to the confinement effects of nanopore walls. The details of the thermally driven nanofluidics behaviors are still under investigation.

Acknowledgements

This work was supported by the National Science Foundation under Grant No. ECCS-1028010.

References

- [1] A. Kapil, I. Bulatov, J. Kim, R. Smith, *Chemical Engineering Transactions*, Vol. 21, p.367 (2010)
- [2] R. H. Lasseter, P. Paigi, "Microgrid: A Conceptual Solution", 35th Annual IEEE Power Electronics Specialists Conference (2004)
- [3] D. Tanner, *Renewable Energy*, Vol. 6 (3), pp. 367-373 (1995)
- [4] W. W. Husband and A. Beyene, *International Journal of Energy Research*, Vol. 32 (15) pp. 1373-1382 (2008)
- [5] M. S. Dresselhaus, G. Chen, M. Y. Tang, R. G. Yang, H. Lee, D. Z. Wang, Z. F. Ren, J. P. Fleurial, and P. Gogna, *Materials Research Society Symposium Proceedings*, Vol. **886**, pp.1–10 (2006).
- [6] G. S. Nolas, J. Sharp, *Thermoelectrics*. Springer (2010)
- [7] Y.Qiao,V.K. Punyamurtual, Aijie Han and Hyuck Lim, *Journal of Power Source* Vol. 183(1), pp.403-405 (2008)
- [8] Qiao Y, Punyamurtula VK, Han A. *Appl. Phys. Lett.* **91**, 153102.1-3 (2007).
- [9] J. O'M Bockris, A. K.N.Reddy, and M. Gamboa-Aldeco, *Modern electrochemistry 2A-Fundamentals of Electrodeics*, Kluwer Academic/Plenum Publishers, Chapter 6
- [10] W. R. Fawcett, *Liquids, Solutions and Interfaces*, Oxford University Press, Chapter 10 (2004)
- [11] S. Trasatti, *Electrochimica Acta*, Vol. 32(6), pp. 843-850 (1987)
- [12] J. R.Macdonald and C.A. Barlow Jr, *The Journal of Chemical Physics*,Vol. 36 (11) p.3062 (1962)
- [13] R. Payne, *Transactions of the Faraday Society*, 64, pp 1638-1655 (1968)
- [14] K. Yang, T.-Y. Ying, S. Yiacoumi, C. Tsouris, and E. S. Vittoratos, *Langmuir* Vol. 17, p. 1961 (2001)
- [15] K. Yang and S. Yiacoumi, *Journal of Chemical Physics*, Vol. 117(18), p. 8499 (2002)
- [16] J. Chmiola, G. Yushin, Y. Gogotsi, C. Portet, P. Simon, P. L. Taberna, *Science* 313, 1760 (2006)

Figure Captions

Fig.1. Schematic of the experimental setup.

Fig.2 Typical measurement results of the output voltage (V) as a function of the LGH temperature (T):
(a) Pt electrodes and (b) nanoporous carbon electrodes.

Fig.3. The temperature sensitivity of electrode potential (dV/dT) as a function of the dielectric constant of the solvent. The data are for the Pt-electrode system.

Fig.1

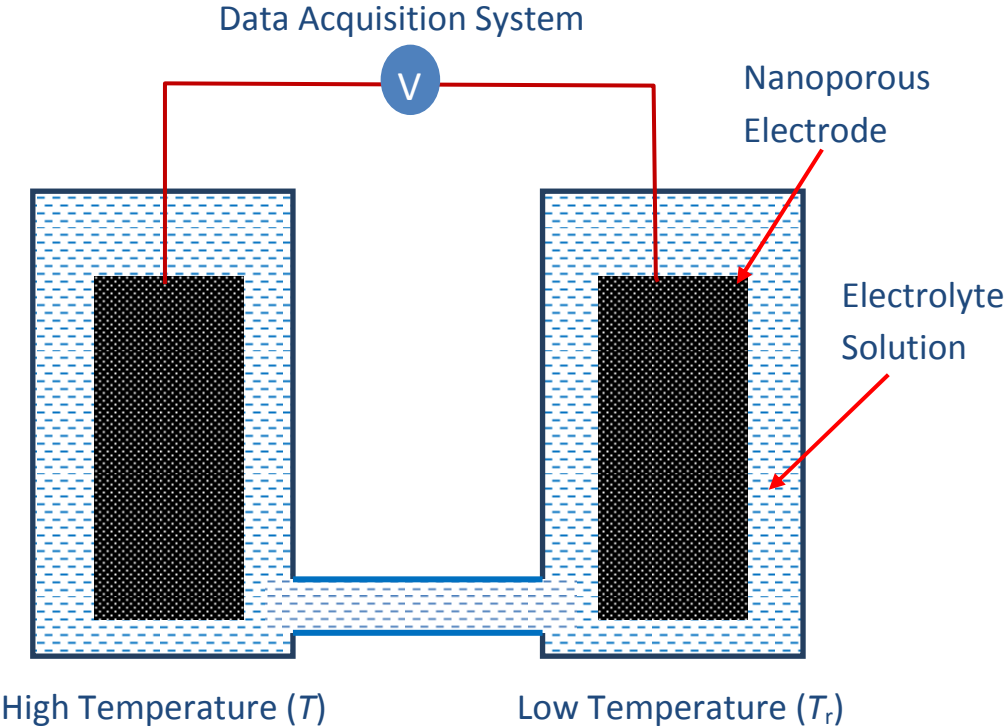


Fig.2(a)

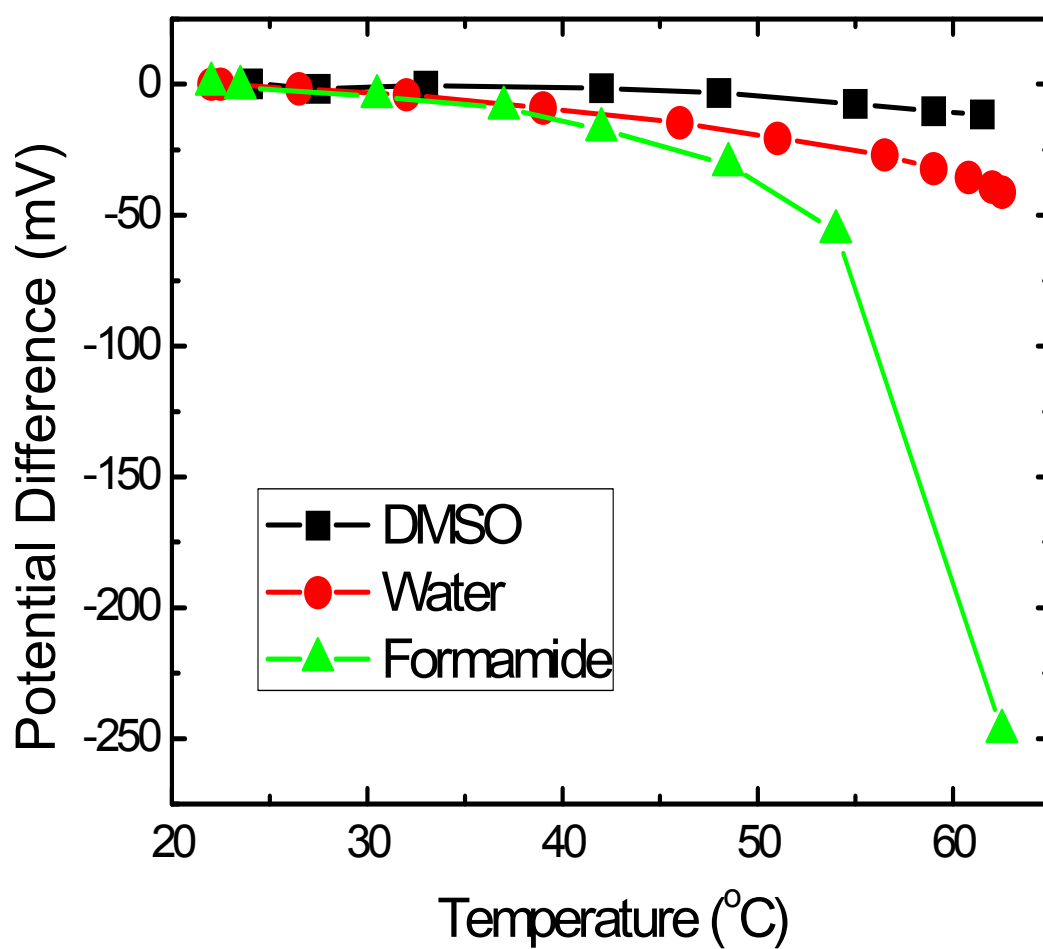


Fig.2(b)

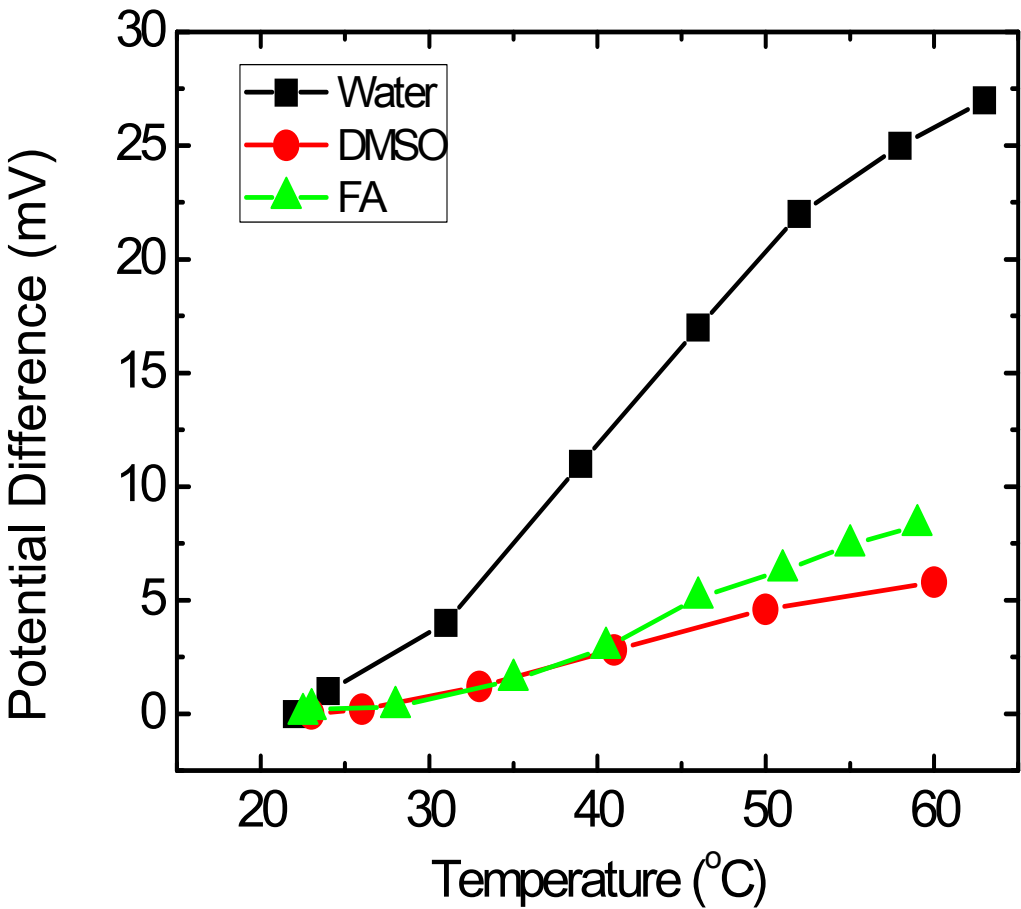


Fig.3

