

RSC Advances



This is an *Accepted Manuscript*, which has been through the Royal Society of Chemistry peer review process and has been accepted for publication.

Accepted Manuscripts are published online shortly after acceptance, before technical editing, formatting and proof reading. Using this free service, authors can make their results available to the community, in citable form, before we publish the edited article. This *Accepted Manuscript* will be replaced by the edited, formatted and paginated article as soon as this is available.

You can find more information about *Accepted Manuscripts* in the [Information for Authors](#).

Please note that technical editing may introduce minor changes to the text and/or graphics, which may alter content. The journal's standard [Terms & Conditions](#) and the [Ethical guidelines](#) still apply. In no event shall the Royal Society of Chemistry be held responsible for any errors or omissions in this *Accepted Manuscript* or any consequences arising from the use of any information it contains.

Reprocessing and Recycling of Thermosetting Polymers based on Bond Exchange Reactions

Kai Yu^{1,2}, Philip Taynton³, Wei Zhang³, Martin L. Dunn⁴, H. Jerry Qi^{1,2*}

¹Department of Mechanical Engineering, University of Colorado at Boulder, Boulder, CO 80309-0427, USA

²The George Woodruff School of Mechanical Engineering, Georgia Institute of Technology, Atlanta, GA 30332-0405, USA

³Department of Chemistry and Biochemistry, University of Colorado at Boulder, Boulder, CO 80309-0427, USA

⁴Singapore University of Technology and Design, Singapore

* Author to whom correspondence should be addressed to: qih@me.gatech.edu

Abstract: It was recently reported that thermally malleable polymers with bond exchange reactions (BERs) can rearrange their microscopic network topology without impairing the network integrity. Besides, two pieces of polymers were shown to be able to weld together upon heating without introducing additional monomers or chemicals on the interface, enabling thermoforming, self-healing, and reprocessing of the polymer, which has drawn significant interests in the study of this type of polymers. This new breakthrough also opens an avenue to recycle thermoset polymers that traditionally are very difficult to recycle. This paper experimentally studies the reprocessing and recycling ability of such thermoset polymer (an epoxy thermosetting network) with exchangeable bonds in a pulverous state. Due to the large surface area and small size of polymer particles, their handling, transportation, and storage can offer convenience in comparison with traditional polymer scrap in bulk form, which can advance their immediate industrial applications in thermoset recycling, structure rehabilitations and component rework. A detailed investigation was performed to study the effect of reprocessing conditions (such as time and pressure) on the material mechanical performance. The reprocessing routine was also repeated multiple times (representing multiple generations of recycling) to manufacture complex objects and to join two separate bulk polymers.

Keywords: Thermosetting polymer; polymer powder; reprocessing; recycling

1. Introduction

Reprocessing and recycling of thermosetting polymers is inherently difficult for traditional technology because of their chemically cross-linked nature. Disposal of such polymer wastes typically requires landfills, or high temperature or toxic chemicals, which lead to significant environmental concerns. While thermoplastic polymers can flow and be easily reprocessed by heat, their solvent resistance, thermal and mechanical properties at high temperature are unsatisfactory, and hence cannot replace thermosets in many engineering applications, especially those requiring high-performance such as the aircraft and automotive industry[1].

In view of the increasing amount of thermosetting polymer waste generated, new reprocessing and recycling routes have been successively proposed. One approach consists of reutilizing finely ground thermoset scrap as reinforcements for other elastomers[2-4], ceramics[5] and concrete[6-9] to improve the related properties or extend their service lifetime. However, such operation on polymer wastes usually involves surface chemical modifications before usage to facilitate their combination with the matrix[2], which is costly and less viable commercially for large scale production. From both environmental and economic points of view, a preferable technology would enable us to simply weld thermosets and repair their components in service to improve the sustainability, or reprocess and recycle the thermoset into valuable resources without environmental impact. Tremendous efforts were made in the past to this end, such as surface interlocking[10, 11], inter-diffusion of network defects[12] and adding linear thermoplastic chains at the interface[13-15]. For a more robust and efficient welding effect, reversible reactions based on covalent chemistry[16-23] were developed where networks with bonds capable of breaking and reforming[21, 22] or exchanging pairs of atoms[23] can as a result flow when heated. Another method consists of using radicals to initiate exchange reactions and create plasticity in thermosets[24-28]. Although these two strategies offer possibilities to combine the reprocessability, reparability

and excellent welding performance of thermoset polymers, their immediate widespread application is limited either because of the abrupt viscosity drop of the thermoset network during the operation[29, 30], or the unavoidable termination reactions[1].

In contrast, recently reported thermally malleable thermosetting epoxy polymers using bond exchange reactions (BER) by Leibler and co-workers[1] are based on a different molecular mechanism. The network topology can be rearranged due to the internal transesterification at high temperature, and frozen upon cooling. The polymer viscosity is gradually changed versus temperature following an Arrhenius law during the operation[1], and hence the network integrity is maintained. In addition, since no additional monomers or termination reactions are introduced into the system, the numbers of links and average functionality of polymer chains is unchanged. Leibler and co-workers have experimentally demonstrated that the thermally induced BER can release the internal stress of a thermoset polymer, and allow the material to be reshaped, welded together, and reprocessed[1], which has drawn significant interests in the study of this type of polymers[31-34]. This new breakthrough also opens an avenue to recycle thermoset polymers that traditionally are very difficult to recycle[1].

In this paper, we experimentally study the reprocessing and recycling ability of such epoxy with exchangeable bonds in a pulverous state. Due to the large surface area and small size of polymer particles, their handling, transportation, and storage can offer convenience in comparison with traditional polymer scrap in bulk form, which can promote their incorporation into industrial applications in thermoset recycling, structure rehabilitations and component rework. Leibler and co-workers[1] demonstrated that the epoxy glassy polymer (hard networks) essentially maintains its stress-strain behavior after being ground to a fine powder and injection molded back into a cohesive solid. But in this paper, we are more interested in further investigating the effect of reprocessing conditions (such as temperature, time, and pressure), as well conducting an investigation of the mechanical performance of the

material through multiple generations of recycling. In addition, the reprocessing routine was repeated multiple times to manufacture complex objects and to join two separated bulk polymers.

2. Experimental Methods

Figure 1 shows schematically the overall procedure of recycling and reprocessing. The bulk polymer is first pulverized into powders, which are then compacted into a mold by applying a pressure. The compacted powders are then heated to weld them into a bulk polymer. This process is repeated several times and the bulk polymer is evaluated for its mechanical properties after each processing. The details are described below.

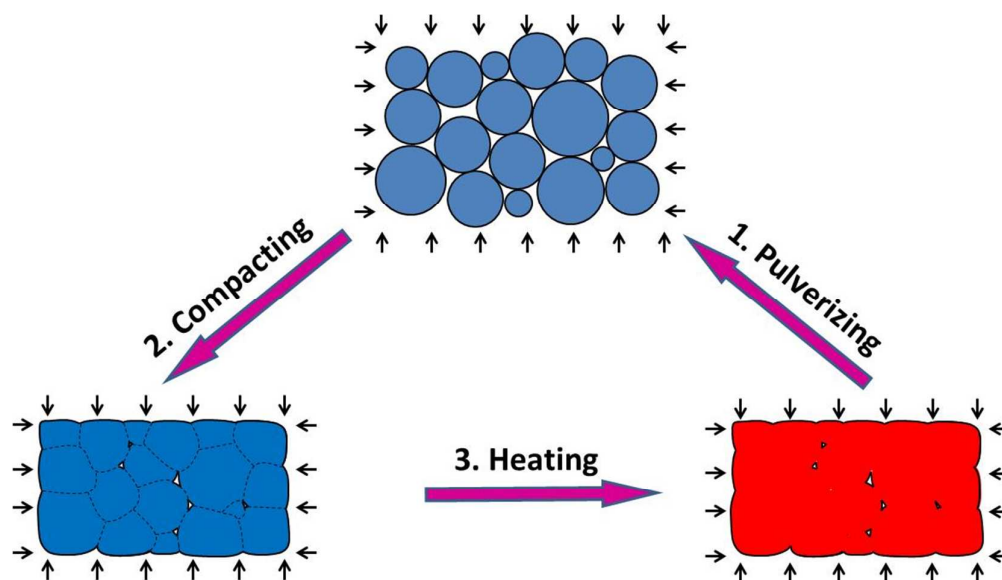


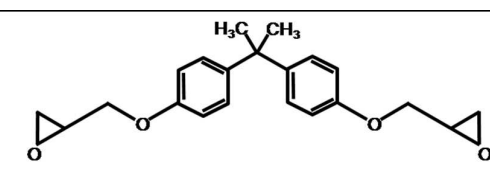
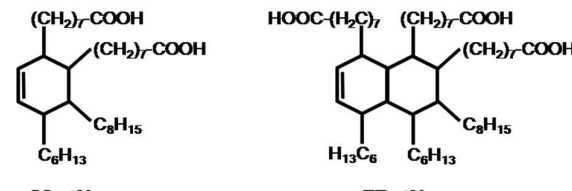
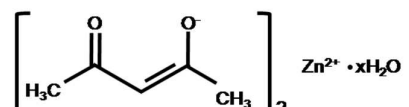
Figure 1. The schematic graphs for a typical reprocessing and recycling routine. (1) Bulk polymer is firstly pulverized into powders. (2) The powders were then compacted by applying pressure. (3) The compacted powder is heated under pressure. Due to the internal bond exchange reaction (BER), the polymer particles are welded and interfaces are disappeared. This process is repeated several times.

2.1 Material

The thermosetting epoxy network polymer with exchangeable bonds used in this study was prepared following the method used by Leibler and coworkers [1]. It was synthesized by

using the reaction of diglycidyl ether of bisphenol A (DGEBA) and a mixture of fatty acids (Pripol 1040). 5 mol% metal catalyst ($\text{Zn}(\text{Ac})_2$) was added to facilitate the BER. Pripol 1040 was provided by Uniqema Inc (Paterson, NJ, USA). DGEBA and metal catalyst were purchased from Sigma Aldrich (St. Louis, MO, USA). Detailed information about the structures of each chemical used is listed in Table 1

Table 1. Reagents for networks synthesis

Chemical	Structure	MW (g/mol)	Provider
DGEBA		174 per epoxy	Sigma Aldrich
Pripol 1040		296 per acid	Uniqema Inc
Catalyst ($\text{Zn}(\text{Ac})_2$)		263.61	Sigma Aldrich

For polymer synthesis, the catalyst was mixed with fatty acids (5 mol% to COOH groups) in a round-bottom flask and heated under vacuum. Temperature was gradually increased from 100 °C to 180 °C, and then held at 180 °C until no gas evolution was observed and catalyst particles were fully solubilized (1 h). DGEBA in solid state was heated up to 130 °C until totally melted, and then manually stirred at 130 °C until the mixture became homogeneous and translucent (stoichiometry between COOH and epoxy is 1:1). Finally, the mixture was poured into a PTFE mold, and covered with a PTFE lid, and placed in an oven under a 500g weight for 6 h at 130 °C.

2.2 DMA and stress relaxation tests

The glass transition behavior of the prepared epoxy-acid thermoset network is tested by dynamic mechanical analysis (DMA). A bulk polymer sample, with the dimension of 10mm ×

5mm × 1.0 mm were tested by a DMA tester (Model Q800, TA Instruments, New Castle, DE, USA) experiments on the tensile mode. The sample was firstly heated to 100°C and stabilized for 20 minutes to reach thermal equilibrium, and then a preload of 1 KPa and an initial strain with a magnitude of 0.1% was applied. During the experiment, the strain was oscillated at a frequency of 1Hz with a peak-to-peak amplitude of 0.1% while the temperature was decreased from 100 °C to -50 °C at a rate of 1 °C/min. The temperature in the chamber was held at -50 °C for 30 minutes and then increased to 100 °C at the same rate. This procedure was repeated multiple times and the data from the last cooling step was reported. Figure 2a shows the experimental results of the DMA experiments. The temperature corresponding to the peak of the $\tan \delta$ curve (30.1 °C) was taken to be the glass transition temperature T_g . It should be noted that these experimental results are slightly different from the work of Leibler et al[35] where a different heating rate was adopted during the tests. The storage modulus of each sample was also plotted as a function of temperature.

The time and temperature dependent relaxation modulus of the epoxy-acid thermoset network was also tested on the DMA tester. During the test, the polymer sample with the same dimension mentioned above was firstly preloaded by 1×10^{-3} N force to maintain the straightness. After reaching the testing temperature, it was allowed 30 min for the thermal equilibrium. The specimen was stretched by 1% on the DMA tester and the deformation was maintained during the following tests. The decrease of stress was recorded and the stress relaxation modulus was calculated. Figure 2b depicts the results of relaxation tests at 6 different temperatures (80°C, 120°C, 140°C, 160°C, 180°C and 200 °C) on a double logarithmic plot. Specially, at 180 °C, the bond exchange reaction (BER) is initiated and the normalized relaxation modulus is decreased from 1 to 0.15 within 30 min, indicating an 85% release of the internal stress within the thermoset polymer. But under 80 °C, the material without internal BER involved only behaviors like elastomer with nearly constant relaxation modulus.

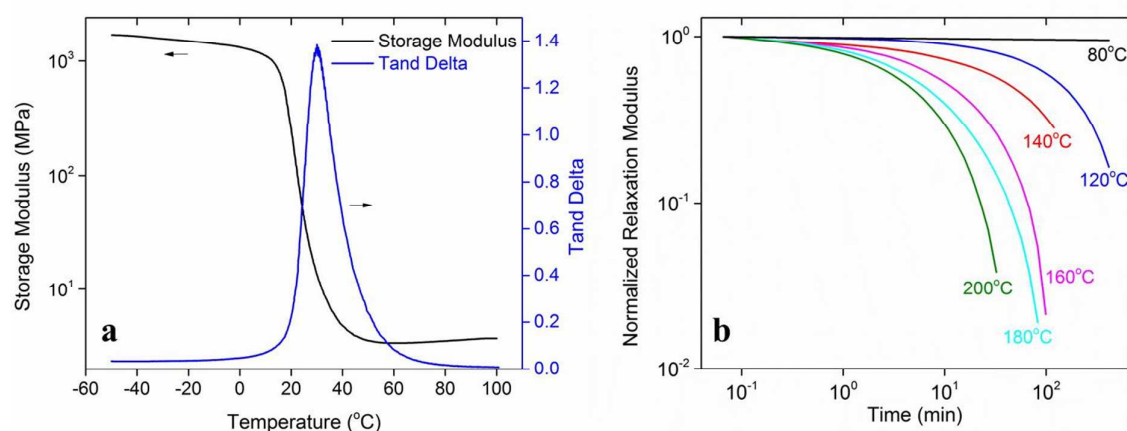


Figure 2. Thermomechanical characterization of the epoxy-acid thermosetting polymer. (a) Glass transition behavior of the prepared thermoset polymer. (b) The stress relaxation behavior of the thermoset polymer at different temperatures

The stress relaxation behavior shown in Figure 2 is attributed to the BERs[1,19], which is schematically shown in Figure 3. In an exchange reaction, an active group connected to a dangling polymer chain moves around and adds to an existing bond. This will form an intermediate structure, and subsequently reduce to a new bond and a new active group. The collective effect of such exchange reactions is to rearrange the topology of the network structure while preserving the bond density. When mechanical stress is exerted on the network, the network topology rearrangement allows gradual relaxation of the stress. During this process, because the bond density is preserved, this material is insoluble and maintains macroscopic structural integrity even at high temperatures. In addition, when two pieces of this material are brought into contact, molecular bonds can be established across the contacting surfaces due to the exchange reactions, which is utilized in this study to achieve self-healing and interface welding among the polymer particles.

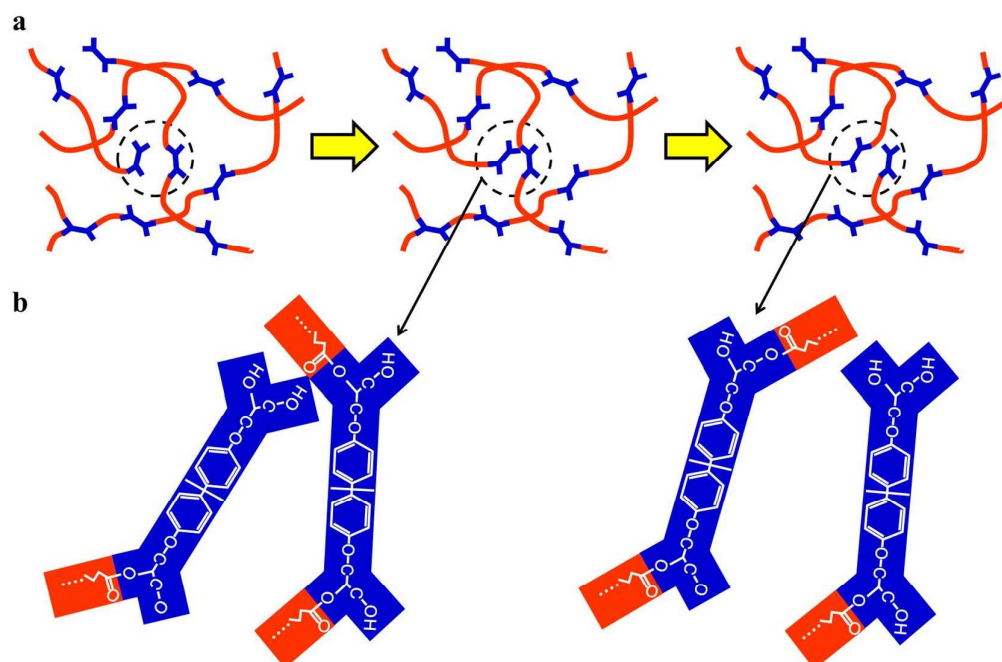


Figure 3. Schematic of the bond exchange reaction: (a) from left to right: before exchange, intermediate state and after exchange[1]. (b) Structure change of the active groups during a bond exchange reaction.

2.3 Tension tests

The DMA tester was used to carry out tension tests at room temperature (23°C). The loading rate was chosen to be a small value (5 %/min for all tests) to minimize viscoelastic effects. The samples were trimmed uniformly into the size of 12 mm × 3 mm × 1.1 mm for testing. For each tension test, at least four samples were tested and the average values were reported.

2.4 Pulverous sample preparation

The bulk sample was manually abraded by a sandpaper to render the pulverous state. The isolated polymer particles were observed by using an optical microscope and shown in Figure 4a. From the microscopic morphology, it is seen the particles are irregularly shaped in profile. The particle size and the distribution were analyzed using software Imagine J. As shown in Figure 4b, the outline of each polymer particle was extracted. The particle diameter is taken to be the diameter of the circle with equal area of each corresponding particle profile. The

analysis result is shown in the inset view of Figure 4b. It is seen that the diameter of most particles (over 77%) are distributed within 25 μm - 120 μm .




Figure 4. Analysis of particle sizes. (a) Microscopic observation of the isolated polymer particles. (b) Particle size and distribution analysis in Imagine J.

2.5 Experimental setup for reprocessing

An aluminum punch mold (Figure 5a&b) was machined. Since the rate of BER is thermally sensitive, it is important to precisely control the sample temperature during the tests. In this paper, we adopt the method that was previously developed by the authors[36]. The specially designed aluminum punch mold is shown in Figure 5a, where three hollow slots were machined in the platen to improve the thermal convective properties and temperature distribution during the heating. After filling the polymer powders into the mold (Figure 5b), it was then transferred into a customized thermal chamber for heating, while the applied pressure is controlled by a universal material testing machine (MTS, Model Insight 10, Eden Prairie, MN, USA). The temperature in the thermal chamber manufactured by Thermcraft (Model LBO, Winston Salem, NC, USA) is controlled with a Eurotherm controller (Model Euro 2404, N. Chesterfield, VA, USA) where a built-in electrical heater with a fan and an externally attached tank of liquid nitrogen provide the heat and cooling. In the work of Leibler et al[35]., a 1 MPa in pressure was introduced to promote the surface welding effect. Indeed, for a polymer in the elastic state, such a pressure would not noticeably affect the thermodynamics and reactions of polymer chains until it reaches to an extremely high value

(in GPa ranges) when the free volume of single polymer chain is collapsed [37-39]. In this paper, the applied pressure is also chosen to be small enough (90 KPa in maximum) to avoid affecting the transesterification reactions.




Figure 5. Experimental setup for the reprocessing and recycling test of thermoset polymer. (a) Aluminum punch mold. (b) Polymer Powder is placed into the mold. (c) The heating is conducted in a customized thermal chamber with pressure applied via the MTS machine.

3. Results and Discussions

3.1 Time and pressure dependent reprocessing quality of the thermoset polymer

The reprocessing ability of the thermoset polymers is demonstrated in this section, with considerations on the influence of reprocessing time and pressure. A fresh bulk thermoset sample is shown in Figure 6a for comparison. Figure 6b shows the appearance of the polymer from the pulverous state to the finished bulk state in a typical case with a 45KPa pressure. We limit ourselves in this paper to a constant temperature (180°C) during the operation, and record the heating time immediately after the sample is placed in an oven at 180°C. Due to the BER, the polymer powder starts surface welding and self-assembly. At 10min (middle figure of Figure 6b), isolated pulverous polymer tends to be in a compacted and consolidated form. Further heating of the sample under pressure for 30min renders an essentially complete welding effect where the sample appears transparent and resembles the fresh sample (shown

in the right figure of Figure 6b), indicating that the interfaces among particles have disappeared.

The time and pressure dependent welding effect of the pulverous thermoset polymer was quantified by the ultimate stretch (the stretch at the break) and initial elastic modulus (measured over the initial 15% stretch) of the reprocessed samples. The bulk thermoset polymer was reprocessed with different pressures (0KPa, 2KPa, 10KPa, 45KPa and 90KPa, respectively) applied during the heating process. The stress-strain behavior of the thermoset samples reprocessed at 45KPa is shown in Figure 6c. A fresh polymer sample was also tested after being heated at 180°C for 1 h to normalize the comparison¹. For the pulverous sample heated for 10 min at 180°C, we observed a relatively low initial elastic modulus of 2.2MPa. The sample fails quickly with an ultimate stretch of ~49.3%. With an increase of heating time, both the elastic modulus and ultimate stretch are improved in the reprocessed thermoset samples. With 30 min heating, the initial modulus and the ultimate stretch are 2.9MPa and 111.6%, respectively (or 76.7% and 77.9% of those in the referential fresh sample, respectively). Such an increase in the material stretch ability is due to the gradually welded interfaces and increased connections among the polymer particles, as shown in the microscopic observations in Figure 6d. Before the pulverous thermoset is totally welded, numerous voids (the dark regions in Figure 6d with 10min and 20min of heating) exist within the matrix, which can propagate cracks under external loads and compromise stretch ability. At 30min, the polymer powder is seen to be remolded into a coherent solid essentially resembling the fresh sample. The stress-strain curves in Figure 6c also reveal that the welding process is largely completed within 30min when 45KPa pressure is applied. From 30min to 1h, the ultimate stretch of the reprocessed sample is increased by ~7%. The inset in Figure 6c also shows the case when there is no pressure applied. The incompact polymer powder can only

¹After being heated for 1 h at 180 °C, which is ~ 150 °C above the glass transition temperature of the thermoset polymer, a slight thermal induced hardening[40, 41] was observed in the material. The stretch ability was decreased by 3.8% (from 149.0% to 143.3%) and the initial modulus within the 15% stretch was increased by 5.7% (3.5 MPa to 3.7 MPa). Both of them are presented as reference values in Figure 7(a)-(d).

be partially welded, as evidenced by the very limited stretchability of less than 20% with an initial modulus around 1 MPa, even after being heated for 2h.

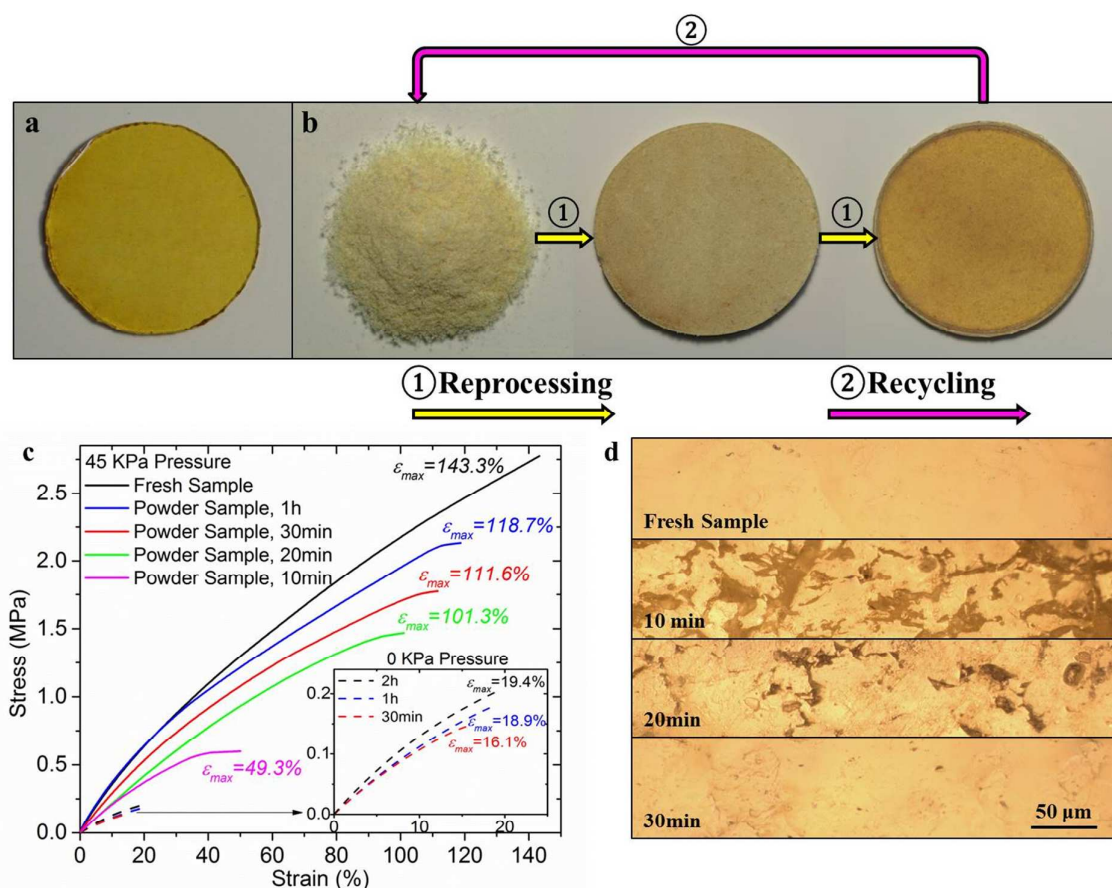


Figure 6. The typical reprocessing and recycling routine for the thermoset polymer and the stress-strain behavior after different reprocessing times. (a) A fresh bulk thermoset polymer. (b) the typical reprocessing and recycling routine (180°C in temperature and 45KPa in pressure). From left to right: pulverous polymer after milling, polymer powder after being heated for 10 min and 30min respectively. (c) Stress-strain curves of the reprocessed sample after being heated for different time and with 45 KPa pressure applied. Note: the fresh sample is also heated at 180 °C for 1h to normalize the comparison. Inset view: Stress-strain curves of powder sample without pressure applied. (d) Surface morphology of both fresh sample and powder samples at different heating time.

The ultimate stretch and elastic modulus of the reprocessed samples under different reprocessing pressure and time are summarized in Figure 7a-d, respectively. Generally, both increasing pressure and increasing heating time can improve the final properties of the reprocessed samples. First, for the cases studied in this paper, both ultimate stretch and elastic modulus of the reprocessed samples can achieve the levels of fresh samples, with a clear trend

where increasing either heating time or pressure can accelerate this process. Second, increasing pressure is more effective in recovering the elastic modulus than in recovering the ultimate stretch. For example, at 90KPa, the elastic modulus reaches the fresh sample level within ~20-30min (Figure 7b&d); but within the same time period, the ultimate stretch only reaches 120% stretch, which is ~80% of that of the fresh samples (Figure 7a&c). Third, the elongated heating time can recover both the ultimate stretch and the elastic modulus to the fresh sample levels, as long as the pressure is larger than a critical value. For example, even with 2KPa pressure, both ultimate stretch and elastic modulus almost achieve the fresh sample levels if heating at 720min (6h). Certainly, from the manufacturing point of view, heating for 720min is not energy efficient; increasing the pressure can shorten the heating time and thus help the design of an optimized reprocessing procedure, which deserves future studies.

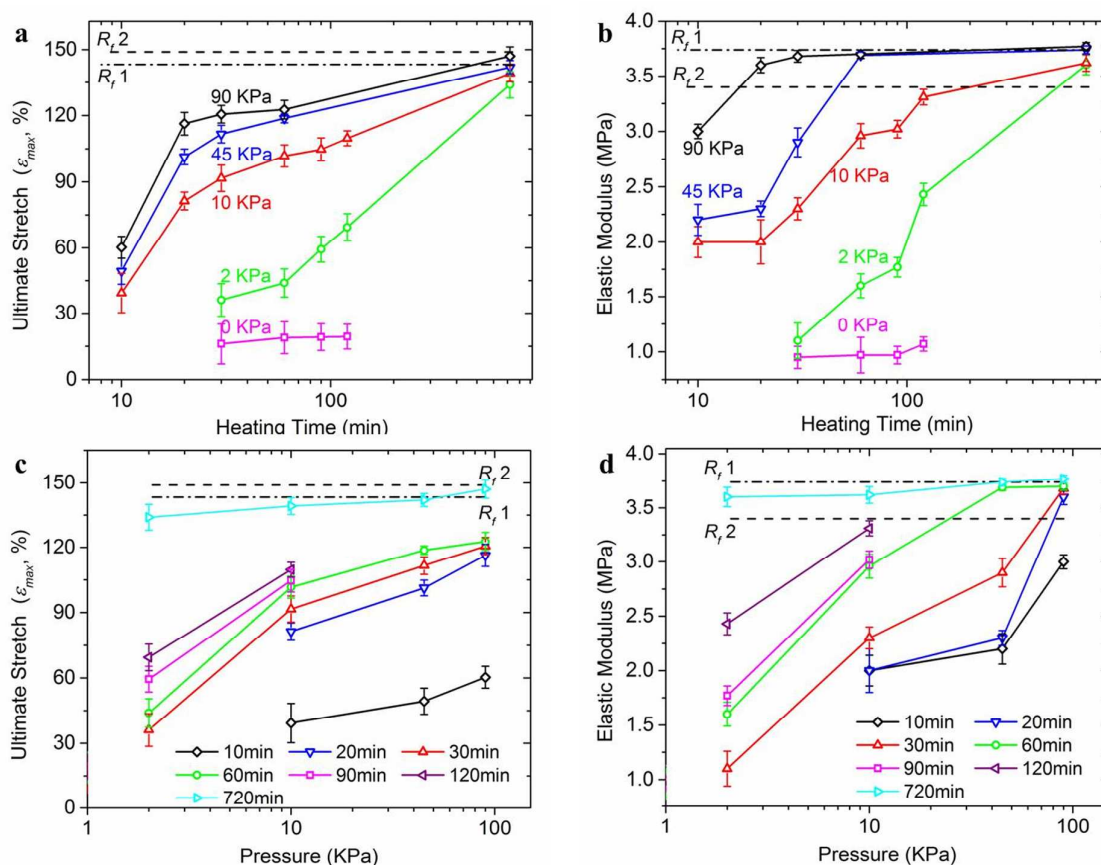


Figure 7. The time and pressure dependent ultimate stretch and initial modulus of the reprocessed thermoset polymer (a) Ultimate stretch (maximum strain before fracture) plot of the reprocessed sample as a function of heating time. (b) Initial elastic modulus (within the

first 15% stretch) as a function of heating time. (c) Ultimate stretch as a function of applied pressure. (d) Initial elastic modulus as a function of applied pressure. Note: R_f1 denotes the referential property of a fresh bulk sample after being heating at 180 °C, while R_f2 denotes that of the fresh sample without any heat treatment.

3.3 Recycling ability of the thermoset polymer

Since the polymer chains in the thermoset are only exchanged but not consumed during the recycling operation, several cycles might be achieved. A set of aluminum molds with digital-shape grooves was designed to test the recycling ability of the thermoset polymer. During the experiments, each reprocessed sample was pulverized into powder by using the same grade of sandpaper, and then recycled to the next generation of the object. During each reprocessing cycle, the applied pressure is set to be 45 KPa. It should be noted that the influence of pressure on the healing efficiency of the pulverous polymer is related to the particle size. When compact the polymer powder at high temperatures, small-sized particles have larger contact surfaces and can quickly close the voids when a small pressure is applied. While for the large-sized particles, the applied pressure should be high enough to squeeze them together. Particles may also deform their shapes accordingly to close the voids before healing on the interfaces, which requires additional reprocessing time. Therefore, it is necessary to examine the possible alternation in particle size and distribution after the powder samples being reprocessed.

Figure 8a shows the microscopic observation of the isolated polymer particles after being reprocessed for four times. The particle size distribution is summarized in Figure 8b and compared with that used in the first reprocessing routine (shown in Figure 4). It is seen that after 4 cycles, the particles size is slightly decreased. For the freshly abraded polymer powder, most particles (over 77%) are distributed within 25um - 120um, while this range is changed to 16um - 87um after the 4th cycle. This is because when we abrade a polymer sample with reprocessing history, in addition to the newly formed crack surfaces, some of the previously healed surfaces with lower strength may also break, which leads a smaller particle size

distribution. However, since the change is not significant, we assume in the following study that the particle size does not vary during the recycling processes, and hence the interplay between particle size and pressure is negligible.

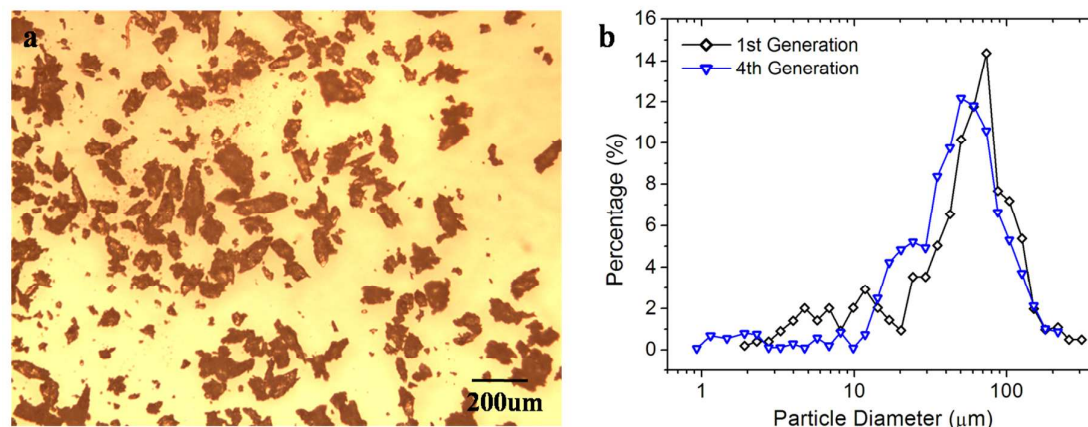


Figure 8. Analysis of particle sizes after being reprocessed for four times. (a) Microscopic observation of the isolated polymer particles. (b) Particle size and distribution analysis in Image J. Note: the black line indicated the particle size distribution shown in Figure 4

With the same temperature (180°C) and pressure (45 KPa) applied, all the pulverous thermosets were heated for 30 min. The manufactured sample in each cycle is shown in Figure 9a, where the digit numbers indicate recycling generation. It is seen that pulverous thermoset polymer possesses a good recycling ability in exhibiting transparent samples in different shapes. The glass transition temperature becomes slightly higher at 35.7°C after the 4th generation of reprocessing, as compared to 30.1°C of the fresh sample. Besides, the rubber modulus (as seen in the storage modulus curve after 60 °C) is decreased after the 4th reprocessing. This is because during the pulverization of the polymer material, some permanently cross-linked strands of the polymer network are broken on the fracture surfaces [34] and cannot be recovered during the subsequent healing process, which leads to a decreased crosslinking density and modulus in the rubber state. The stress-strain curves are shown in Figure 9c. It is remarkable to note that even after four times of reprocessing that sample still can achieve an ultimate stretch of 91.8% stretch. Figure 9d shows the evolution of the ultimate stretch and elastic modulus as a function of the number of recycling. Another set

of recycling test are also presented in the figure where the heating time in each cycle is 2h. It is clear that although the properties of recycled material decay over the number of recycling, they stay in a reasonably good range. Also, the amount of decay decreases as the number of recycling increases, indicating more cycles of recycling is possible. In addition, the elongated heating time will improve the properties of recycled material significantly. As shown in Figure 9c, a 6 hour heating of the 4th generation sample leads to the ultimate stretch of 137.7%, which is comparable to that of the fresh sample without recycling history.

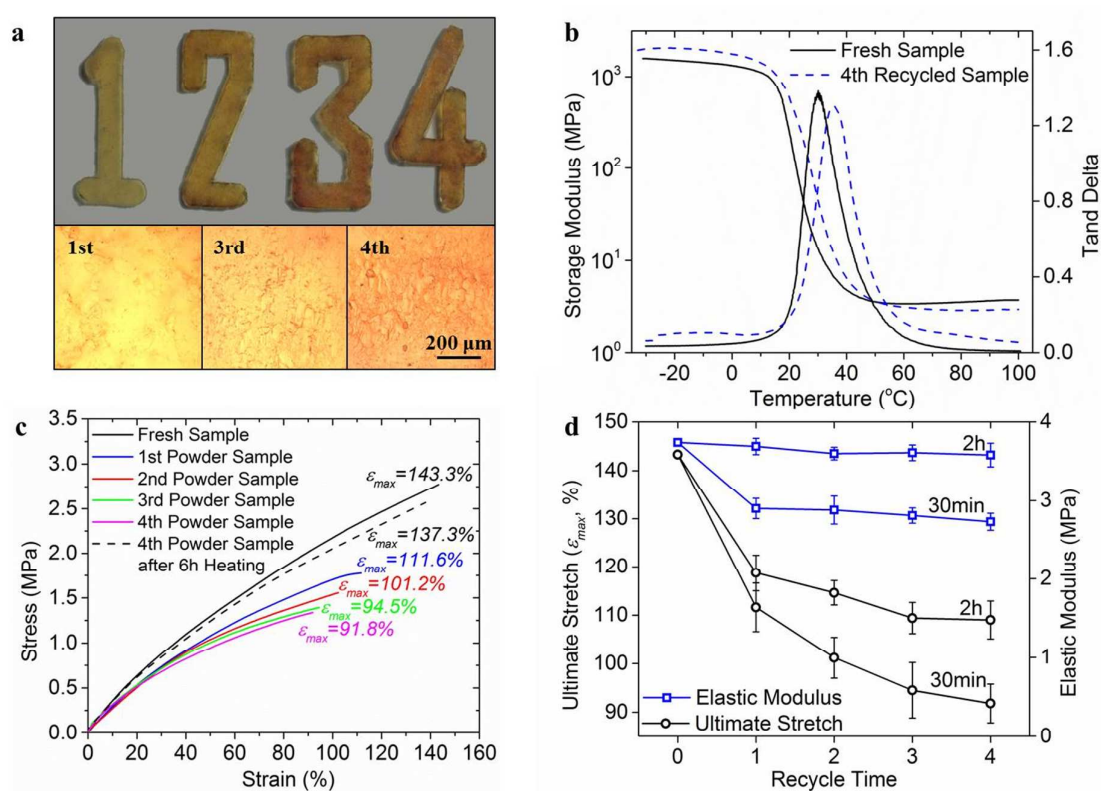


Figure 9. The recycling ability of the thermoset polymer. (a) Top view: Sample manufactured by using polymer powder after being recycled for multiple times. Digit numbers indicate the recycle generation. Bottom view: the surface roughness observation on the 1st, 3rd and 4th recycled samples. (b). Stress-strain behavior of the polymer powder sample after being recycled for different times. The heating time is 30 min in each cycle. (c) Glass transition behavior of the fresh sample and sample recycled for four times. (d) Ultimate stretch and initial elastic modulus plots as a function of recycle generations. Two sets of experiment are presented in the figure where the heating time in each reprocessing cycle is 30 min and 2 h respectively.

3.4 Repair bulk polymers by using the powder medium

In most engineering applications, the structural thermoset polymers are susceptible to damage in the form of cracks, fractures and abrasions. Isolated interfaces might not be easily brought into contact again for welding. Structural patching using a bulk polymer is also not practical as it will potentially change the dimensions of polymer components. In view of these facts, the use of a pulverous thermoset as a repair medium is potentially a better choice. We therefore extended our study on the reprocessing and recycling ability of thermoset polymers to this particular engineering application, namely utilizing polymer powder to reconnect the bulk material. As shown in Figure 10a, two strips of the bulk thermoset polymer were placed on a glass slide, with a large gap in between. Then the gap was filled with the polymer powder and sandwiched between two glass slides (Figure 10b). Utilizing the standard heating condition (30min at 180°C with a pressure of 45 KPa), the two polymer pieces were reconnected as shown in Figure 10c. The sample was further trimmed into a rectangular shape (Figure 10d) for tension tests.

The welding procedure mentioned above was also repeated with thermoset powder with recycling history (up to four generations), while the bulk polymer strips were always fresh samples. The stress-strain curves are then plotted in Figure 10e. It is seen that except for the 4th recycled powder healed sample, the initial elastic moduli of the other three samples are typically close to the fresh sample, while the ultimate stretch is lower than that of the reprocessed samples studied above. All the failures in the tested samples are located on the welded interface between the bulk polymer and the powder assemblies. By using the powder that has been reprocessed four times, the ultimate stretch is decreased to 76.5% stretch. We conducted another set of experiments with 2h of heating time in each operation, and the mechanical properties are summarized in Figure 10f for comparison. Since the polymer materials were sandwiched between glass slides with pressure, increasing heating time would not significantly improve the material's stress-bearing ability, which is limited by in-plane

pressure during the operation, and subsequently the interface strength between the bulk polymer and powder assembly.

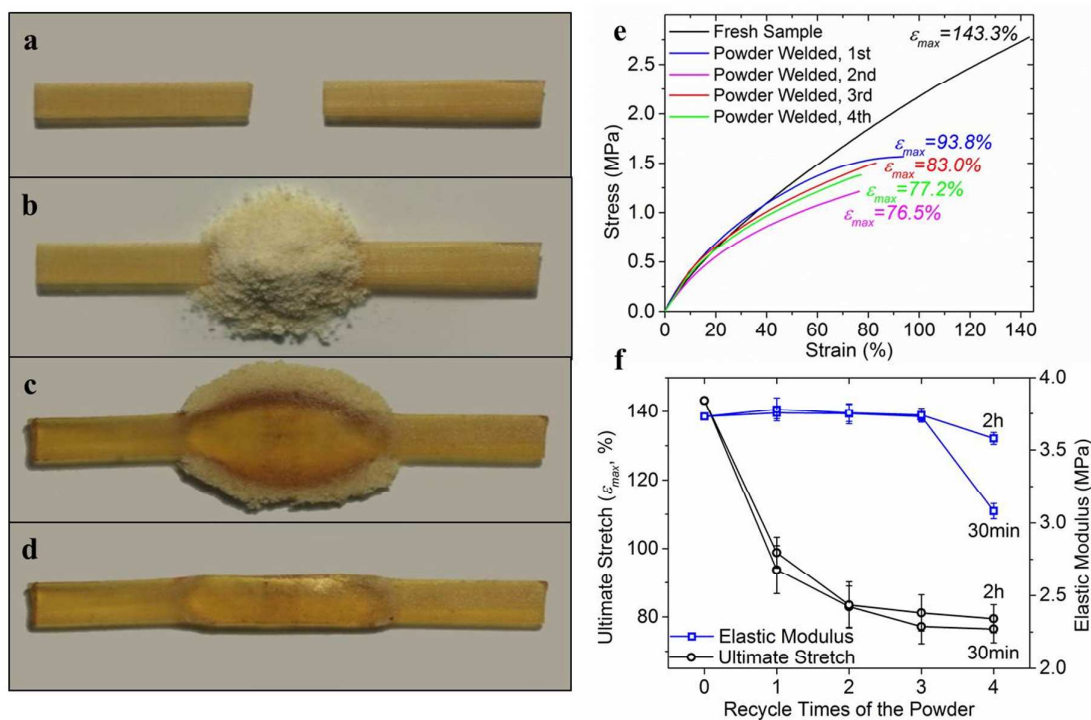


Figure 10. Welding isolated bulk thermoset strip by using the pulverous polymer. (a) Two separated pieces of the thermoset polymer are placed on a glass slide. (b) The gap is filled with the polymer powder. (c) The separated thermoset polymer is heated and assembled together after being heated at 180°C for 30min (45 KPa in pressure). (d) The sample is further trimmed into rectangular shape for tension test. (e) The stress-strain curves of the welded sample by using polymer powder recycled for different times. The heating time is 30 min in each test. (f) Ultimate stretch and initial elastic modulus plots as a function of recycle times of the applied polymer powder. Two sets of experiment are presented in the figure where the heating time in each test is 30 min and 2 h respectively.

4. Conclusions

We demonstrated that after being grinded into a pulverous state of micrometer size particles and recycled multiple times, the thermoset polymer with exchangeable bonds could be assembled again into a coherent solid with mechanical properties comparable to the fresh bulk polymer. Considering the efficient and robust welding effect among polymer particles, as well as the maintained merits of thermoset polymer as stress-bearing materials during the healing operation, this strategy is suitable for repair of polymer structures in service, as well as reprocessing and recycling of thermoset waste in engineering applications. Although the

material studied in this paper is limited to an epoxy-acid network, one can extend the concept of bond exchange and particle recycling to other thermoset polymers via the incorporation of an appropriate catalytic bond exchange system.

Acknowledgements

The authors gratefully acknowledge the financial support of a NSF grant CMMI-1404627, Program Manager Mary Toney). MLD acknowledges support from the Singapore Ministry of Education.

References

1. Montarnal, D., et al., *Silica-Like Malleable Materials from Permanent Organic Networks*. Science, 2011. **334**(6058): p. 965-968.
2. Kim, J.I., S.H. Ryu, and Y.W. Chang, *Mechanical and dynamic mechanical properties of waste rubber powder/HDPE composite*. Journal of Applied Polymer Science, 2000. **77**(12): p. 2595-2602.
3. Shanmugaraj, A.M., J.K. Kim, and S.H. Ryu, *UV surface modification of waste tire powder: Characterization and its influence on the properties of polypropylene/waste powder composites*. Polymer Testing, 2005. **24**(6): p. 739-745.
4. Shanmugaraj, A.M., J.K. Kim, and S.H. Ryu, *Modification of rubber powder with peroxide and properties of polypropylene/rubber composites*. Journal of Applied Polymer Science, 2007. **104**(4): p. 2237-2243.
5. Babar, A.A., et al., *Performance of High-Permittivity Ceramic-Polymer Composite as a Substrate for UHF RFID Tag Antennas*. International Journal of Antennas and Propagation, 2012.
6. Hernandez-Olivares, F., et al., *Static and dynamic behaviour of recycled tyre rubber-filled concrete*. Cement and Concrete Research, 2002. **32**(10): p. 1587-1596.
7. Albano, C., et al., *Influence of scrap rubber addition to Portland I concrete composites: Destructive and non-destructive testing*. Composite Structures, 2005. **71**(3-4): p. 439-446.
8. Siddique, R. and T.R. Naik, *Properties of concrete containing scrap-tire rubber - an overview*. Waste Management, 2004. **24**(6): p. 563-569.
9. Li, G.Q., et al., *Development of waste tire modified concrete*. Cement and Concrete Research, 2004. **34**(12): p. 2283-2289.
10. Outwater, J.O. and D.J. Gerry, *On Fracture Energy, Rehealing Velocity and Refracture Energy of Cast Epoxy Resin*. Journal of Adhesion, 1969. **1**(Oct): p. 290-&.
11. Rahmathullah, M.A.M. and G.R. Palmese, *Crack-Healing Behavior of Epoxy-Amine Thermosets*. Journal of Applied Polymer Science, 2009. **113**(4): p. 2191-2201.
12. Yamaguchi, M., S. Ono, and M. Terano, *Self-repairing property of polymer network with dangling chains*. Materials Letters, 2007. **61**(6): p. 1396-1399.
13. Hayes, S.A., et al., *A self-healing thermosetting composite material*. Composites Part a-Applied Science and Manufacturing, 2007. **38**(4): p. 1116-1120.
14. Luo, X.F., et al., *A Thermoplastic/Thermoset Blend Exhibiting Thermal Mending and Reversible Adhesion*. ACS Applied Materials & Interfaces, 2009. **1**(3): p. 612-620.
15. Peterson, A.M., et al., *Investigation of interpenetrating polymer networks for self-healing applications*. Composites Science and Technology, 2012. **72**(2): p. 330-336.
16. Rowan, S.J., et al., *Dynamic covalent chemistry*. Angewandte Chemie-International Edition, 2002. **41**(6): p. 898-952.
17. Lehn, J.M., *Dynamers: dynamic molecular and supramolecular polymers*. Progress in Polymer Science, 2005. **30**(8-9): p. 814-831.
18. Maeda, T., H. Otsuka, and A. Takahara, *Dynamic covalent polymers: Reorganizable polymers with dynamic covalent bonds*. Progress in Polymer Science, 2009. **34**(7): p. 581-604.
19. Kloxin, C.J., et al., *Covalent Adaptable Networks (CANS): A Unique Paradigm in Cross-Linked Polymers*. Macromolecules, 2010. **43**(6): p. 2643-2653.
20. Wojtecki, R.J., M.A. Meador, and S.J. Rowan, *Using the dynamic bond to access macroscopically responsive structurally dynamic polymers*. Nature Materials, 2011. **10**(1): p. 14-27.
21. Green, M.S. and A.V. Tobolsky, *A New Approach to the Theory of Relaxing Polymeric Media*. Journal of Applied Physics, 1946. **17**(5): p. 407-407.

22. Rubinstein, M. and A.N. Semenov, *Thermoreversible gelation in solutions of associating polymers. 2. Linear dynamics*. *Macromolecules*, 1998. **31**(4): p. 1386-1397.
23. Leibler, L., M. Rubinstein, and R.H. Colby, *Dynamics of Telechelic Ionomers - Can Polymers Diffuse Large Distances without Relaxing Stress*. *Journal De Physique Ii*, 1993. **3**(10): p. 1581-1590.
24. Otsuka, H., et al., *Polymer scrambling: Macromolecular radical crossover reaction between the main chains of alkoxyamine-based dynamic covalent polymers*. *Journal of the American Chemical Society*, 2003. **125**(14): p. 4064-4065.
25. Scott, T.F., et al., *Photoinduced plasticity in cross-linked polymers*. *Science*, 2005. **308**(5728): p. 1615-1617.
26. Nicolay, R., et al., *Responsive Gels Based on a Dynamic Covalent Trithiocarbonate Cross-Linker*. *Macromolecules*, 2010. **43**(9): p. 4355-4361.
27. Ghosh, B. and M.W. Urban, *Self-Repairing Oxetane-Substituted Chitosan Polyurethane Networks*. *Science*, 2009. **323**(5920): p. 1458-1460.
28. Imato, K., et al., *Self-Healing of Chemical Gels Cross-Linked by Diarylbibenzofuranone-Based Trigger-Free Dynamic Covalent Bonds at Room Temperature*. *Angewandte Chemie-International Edition*, 2012. **51**(5): p. 1138-1142.
29. Adzima, B.J., et al., *Rheological and Chemical Analysis of Reverse Gelation in a Covalently Cross-Linked Diels-Alder Polymer Network*. *Macromolecules*, 2008. **41**(23): p. 9112-9117.
30. Zhang, Y., A.A. Broekhuis, and F. Picchioni, *Thermally Self-Healing Polymeric Materials: The Next Step to Recycling Thermoset Polymers?* *Macromolecules*, 2009. **42**(6): p. 1906-1912.
31. Long, R., H.J. Qi, and M.L. Dunn, *Modeling the mechanics of covalently-adaptable polymer networks with temperature-dependent bond exchange reactions*. *Soft Matter*, accepted, 2013. **9**(15): p. 4083 - 4096.
32. Lu, Y. and Z. Guan, *Olefin Metathesis for Effective Polymer Healing via Dynamic Exchange of Strong Carbon-Carbon Double Bonds*. *Journal of the American Chemical Society*, 2012. **134**(34): p. 14226-14231.
33. Lu, Y., et al., *Making Insoluble Polymer Networks Malleable via Olefin Metathesis*. *Journal of the American Chemical Society*, 2012. **134**(20): p. 8424-8427.
34. Stukalin, E.B., et al., *Self-Healing of Unentangled Polymer Networks with Reversible Bonds*. *Macromolecules*, 2013. **46**(18): p. 7525-7541.
35. Capelot, M., et al., *Metal-Catalyzed Transesterification for Healing and Assembling of Thermosets*. *Journal of the American Chemical Society*, 2012. **134**(18): p. 7664-7667.
36. Westbrook, K.K., et al., *Improved testing system for thermomechanical experiments on polymers using uniaxial compression equipment*. *Polymer Testing*, 2010. **29**(4): p. 503-512.
37. Benjamin, A.S., et al., *Acoustic properties of Kel F-800 copolymer up to 85 GPa*. *Journal of Chemical Physics*, 2012. **137**(1).
38. Stevens, L.L., et al., *Brillouin-scattering determination of the acoustic properties and their pressure dependence for three polymeric elastomers*. *Journal of Chemical Physics*, 2007. **127**(10).
39. Dreger, Z.A., et al., *Effect of high pressure on acoustic properties of several polymers: Use of impulsive stimulated light scattering method*. *Journal of Applied Physics*, 2011. **109**(8).
40. L.I. Komarova, et al., *A Study of the Infrared Absorption Spectra of Polymers based on Bisphenols and Formaldehyde during Hardening and Thermal Degradation*. *Zhurnal Prikladnoi Spektroskopii*, 1967. **7**(4): p. 611-614.

41. Beyler, C.L. and M.M. Hirschler, *Thermal Decomposition of Polymers*, in *SFPE Handbook of Fire Protection Engineering (3rd Edn)*, P.J. DiNenno, Editor. 2001, NFPA: Quincy.