



PCCP

Structural correlations in highly asymmetric binary charged colloidal mixtures

Journal:	<i>Physical Chemistry Chemical Physics</i>
Manuscript ID	CP-ART-03-2022-001343.R1
Article Type:	Paper
Date Submitted by the Author:	01-Jun-2022
Complete List of Authors:	Allahyarov, Elshad; Heinrich Heine Universitat Dusseldorf Mathematisch-Naturwissenschaftliche Fakultat, Insitut fur Theoretische Physik II; FSBSI Joint Institute for High Temperatures of the Russian Academy of Sciences, Theoretical Department; Case Western Reserve University College of Arts and Sciences, Physics Lowen, Hartmut; Heinrich Heine Universitat Dusseldorf Mathematisch-Naturwissenschaftliche Fakultat, Insitut fur Theoretische Physik II Denton, Alan; North Dakota State University College of Science and Mathematics, Department of Physics

SCHOLARONE™
Manuscripts



Cite this: DOI: 00.0000/xxxxxxxxxx

Structural correlations in highly asymmetric binary charged colloidal mixtures

Elshad Allahyarov,^{a,b,c} Hartmut Löwen,^b and Alan R. Denton^d

Received Date

Accepted Date

DOI: 00.0000/xxxxxxxxxx

We explore structural correlations of strongly asymmetric mixtures of binary charged colloids within the primitive model of electrolytes considering large charge and size ratios of 10 and higher. Using computer simulations with explicit microions, we obtain the partial pair correlation functions between the like-charged colloidal macroions. Interestingly the big-small correlation peak amplitude is smaller than that of the big-big and small-small macroion correlation peaks, which is unfamiliar for additive repulsive interactions. Extracting optimal effective microion-averaged pair interactions between the macroions, we find that on top of non-additive Yukawa-like repulsions an additional shifted Gaussian attractive potential between the small macroions is needed to accurately reproduce their correct pair correlations. For small Coulomb couplings, the behavior is reproduced in a coarse-grained theory with microion-averaged effective interactions between the macroions. However, the accuracy of the theory deteriorates with increasing Coulomb coupling. We emphasize the relevance of entropic interactions exerted by the microions on the macroions. Our results are experimentally verifiable in binary mixtures of micron-sized colloids and like-charge nanoparticles.

1 Introduction

Charged colloidal suspensions are interesting model systems for classical many-body systems as their effective interactions can be tuned and tailored externally by adding depletants¹, salt and changing the solvent polarity^{2–8}. From the early days of colloidal fluids, light scattering data of charged suspensions^{9,10} have been used to test liquid integral equations theories^{11–14} which predict the pair correlation between the colloidal particles based on their effective screened Coulomb (or Yukawa) pair potential¹⁵, or to compare to computer simulations using the microion-resolved primitive model of electrolytes^{16–20}.

This can subsequently be generalized to binary mixtures of colloidal suspensions with different charges^{21–37}. In this case, the effective interaction forces and particle correlations can be determined experimentally as well^{22–24,38} and compared to predictions of model simulations^{39–45} or theories^{46–64}. In general, a purely repulsive mixture is non-additive and characterized

by a non-additivity parameter $\Delta^{24,65}$, the sign of which implies whether there is clustering of similar species or microphase separation.

In most of the theoretical and simulational studies so far, binary mixtures of charged particles were assumed to differ not too much in charge and size^{65–67}. For example, as shown in Ref.⁶⁷, a modified hypernetted chain integral equation closure to the Ornstein-Zernike equation is capable to reproduce fairly well computer simulation structural and thermodynamic data of binary hard-core Yukawa mixtures with size and charge asymmetries not greater than two. Such moderate asymmetries are realized for many^{23,24} but not for all charged colloidal mixtures (see⁶⁸ for an experimental example). Even more importantly, when micron-sized colloidal particles are mixed with nanoparticles^{34,36}, a strongly asymmetric mixture arises. For highly asymmetric mixtures, correlations are much harder to predict by theory as liquid integral equations typically break down for large asymmetries. Also in simulations, the length scale separation between big and small macroions drastically reduces a proper sampling of both species. When taking explicit microions into account within the primitive model approach of electrolytes, the situation is even more challenging since there are two length scale gaps involved, the first between the colloids and the nanoparticles and the second between the nanoparticles and the microions.

In this paper we present a comprehensive computer simulation study using the highly asymmetric primitive model of electrolytes for strongly asymmetric colloidal suspensions. By computing the

^a Theoretical Department, Joint Institute for High Temperatures, Russian Academy of Sciences (IVTAN), 13/19 Izhorskaya street, Moscow 125412, Russia; E-mail: elshad.allahyarov@case.edu

^b Institut für Theoretische Physik II: Weiche Materie, Heinrich-Heine Universität Düsseldorf, Universitätsstrasse 1, 40225 Düsseldorf, Germany

^c Department of Physics, Case Western Reserve University, Cleveland, Ohio 44106-7202, United States

^d Department of Physics, North Dakota State University, Fargo, ND 58108-6050 United States

partial pair distribution functions in the fluid binary mixture, we find that the cross-interaction big-small correlation peak amplitude is smaller than that of the big-big and that of the small-small correlations. This is uncommon for almost symmetric repulsive mixtures. Moreover we show that entropic forces arising from the excluded volume interactions due to the finite core size contribute significantly to the total interaction forces. We then extract optimal effective microion-averaged pair potentials between the macroions following a scheme proposed for one-component systems⁶⁹. As a result, we find that non-additive Yukawa-like repulsions provide a good fit but an additional shifted attractive Gaussian potential between the small macroions is needed to reproduce the correct pair correlations. It is suggested that this additional potential originates from the effective attraction between the small macroions located in the cage created by the macroions, mediated by the screening counterions between the neighboring macroions. For small Coulomb couplings, the behavior is reproduced by a theory based on a coarse-grained model that was proposed by one of us (AD) with coworkers^{70–72}. However, the theory deteriorates for larger Coulomb coupling. Our results are experimentally verifiable in binary mixtures of micron-sized colloids and like-charge nanoparticles.

The paper is organized as follows. In section 2 we describe the details of our primitive model simulations for the binary colloidal system. The results obtained for the partial pair correlation functions are discussed in section 3 and compared to the prediction of the coarse-grained theory. In section 4 we explore the role of entropic forces in the macroion interactions. Section 5 is devoted to the extraction of the optimal pairwise interactions between the macroions. We conclude in section 6.

2 Details of the Primitive Model

We consider a three-component binary colloidal suspension consisting of N_Z big macroions of charge $q^{(Z)} = Ze$ and size $\sigma_Z = \sigma$ at positions $\vec{r}_i^{(Z)}$ ($i=1, \dots, N_Z$), N_z small macroions of charge $q^{(z)} = ze$ and size $\sigma_z = \sigma/10$ at positions $\vec{r}_j^{(z)}$ ($j=1, \dots, N_z$), and $N_c = ZN_Z + zN_z$ monovalent counterions of charge $q^{(c)} = -e$ and size $\sigma_c = \sigma/600$ at positions $\vec{r}_\ell^{(c)}$ ($\ell=1, \dots, N_c$). Here e is the absolute value of the electron charge. We fix the size ratio to reduce parameter space to realistic values. The pair interaction potential between the species α and β with $\alpha, \beta \in \{Z, z, c\}$ are given as a combination of excluded volume and Coulomb interactions (in SI units),

$$V^{(\alpha\beta)}(r_{ij}) = \begin{cases} \infty, & \text{for } r_{ij} \leq \sigma_{\alpha\beta} \\ q^{(\alpha)}q^{(\beta)}/(4\pi\epsilon_0\epsilon r_{ij}), & \text{for } r_{ij} > \sigma_{\alpha\beta} \end{cases} \quad (1)$$

where $\vec{r}_{ij} = \vec{r}_j^{(\beta)} - \vec{r}_i^{(\alpha)}$ with $i \in 1, \dots, N_\alpha$ ($\alpha = Z, z, c$) and $j \in 1, \dots, N_\beta$ ($\beta = Z, z, c$) is the distance between the two particles, $\sigma_{\alpha\beta} = (\sigma_\alpha + \sigma_\beta)/2$ is their additive hard core diameter, ϵ_0 is the vacuum permittivity, and ϵ is the relative permittivity of the suspension. For simplicity, we assume that ϵ is the same throughout the system in order to avoid image charge and dielectric boundary

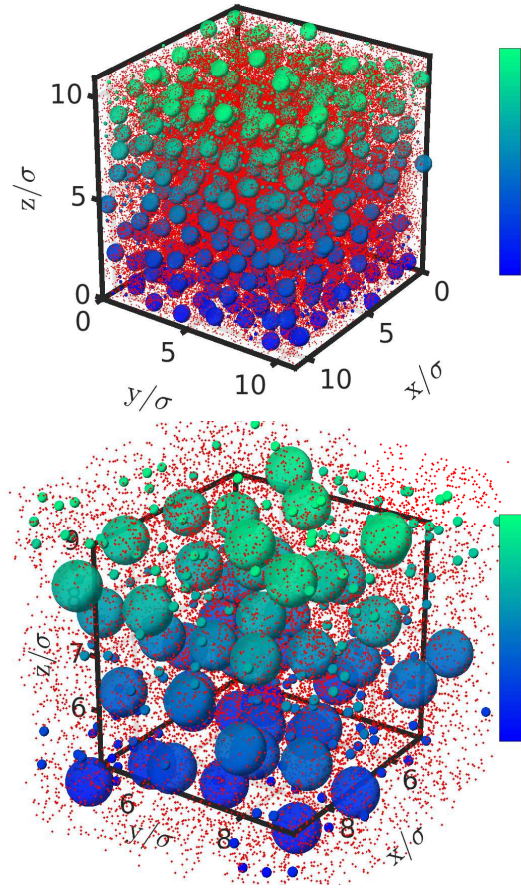


Fig. 1 (Color in online) Simulation snapshots from the run B2 in Table 1. Top image: a full view; bottom image: a zoomed view. Big and small macroions are shown as spheres of respective diameters, counterions are shown as scattered red dots. A color gradient from blue to green on the colorbar corresponds to the macroion altitude in the cell.

effects.

The following parameters characterize the intensity of interparticle interactions and counterion screening effects in binary colloidal systems:

- the packing fraction of big macroions, η ,
- the packing fraction of small macroions, η_s ,
- the Debye-Hückel inverse screening length $\kappa = \sqrt{n_c e^2 / (\epsilon_0 \epsilon k_B T)}$ of counterions, where k_B is the Boltzmann constant and T is the temperature in the system,
- the Bjerrum length, $\lambda_B = e^2 / (4\pi\epsilon_0 \epsilon k_B T)$,
- the average distance between the big macroions, $a = L(6/(\pi N_Z))^{1/3}$, where L is the edge length of the cubic simulation box,
- the average distance between the small macroions, $b = L(6/(\pi N_z))^{1/3}$,
- the Coulomb coupling parameter between the big macroions, $\Gamma = Z^2 \exp(-\kappa a) \lambda_B / a$,
- the Coulomb coupling parameter between the small macroions, $\xi = z^2 \exp(-\kappa b) \lambda_B / b$.

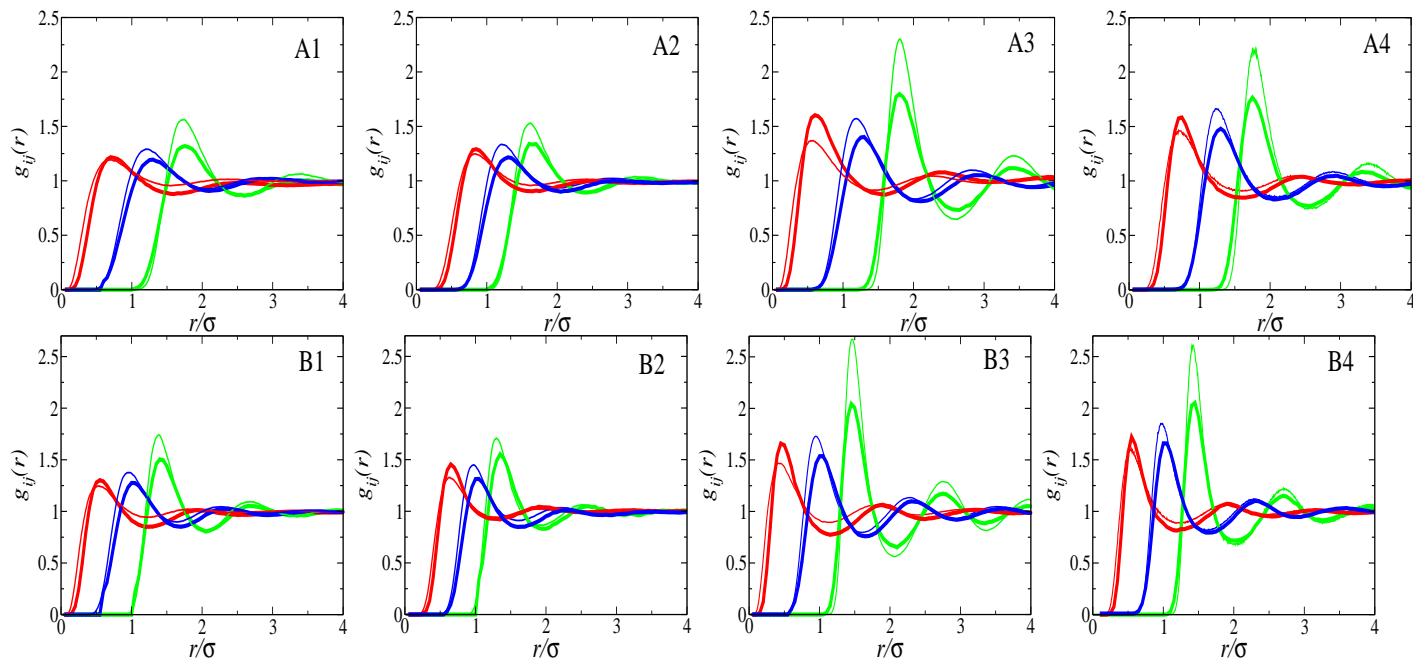


Fig. 2 (Color in online) Pair correlations $g_{ij}(r)$ for the runs A1-A4 (first row) and for the runs B1-B4 (second row). Thin lines are for the CGM, thick lines are for the PM simulations. Green lines are for $i = j = Z$, red lines are for $i = j = z$, and blue lines are for $i = Z$ and $j = z$.

Note that, the cell volume accessible to counterions is $V = L^3(1 - \eta - \eta_s)$, thus the available-volume corrected counterion density and the inverse screening length become $n_c/(1 - \eta - \eta_s)$ and $\kappa\eta = \kappa/\sqrt{(1 - \eta - \eta_s)}$, respectively. Additionally, for concentrated colloidal systems considered in this work, the true electrostatic screening length might strongly differ from the classical Debye-Hückel length $1/\kappa$ (for details, see Ref.⁷³).

3 Results from Primitive Model Simulations

We have simulated globally electroneutral binary colloidal mixtures in a cubic box of edge length L with periodic boundary conditions in all three Cartesian directions. The molecular dynamics simulation method used here is the same as in Refs.^{65,66,74,75}. In order to handle the long-ranged Coulomb interactions⁷⁶, we use the Lekner summation method,⁷⁷⁻⁷⁹ which takes the real-space particle coordinates as its only input. All simulations were carried out at room temperature $T=293$ K, solvent permittivity $\epsilon=80$, and the big macroion diameter $\sigma=100$ nm. For all runs the small macroion packing fraction η_s was more than ten times smaller than that of the big macroions, η , and the Bjerrum length was equal to $\lambda_B=0.0071 \sigma$.

We produced four different series of simulation runs: the low η binary colloid runs A_i , the high η binary colloid runs B_i , big macroion runs C_i in the absence of small macroions, and small macroion runs D_j in the absence of big macroions, where $i=1, \dots, 4$, and $j=1, 2$. Simulation parameters for these runs are collected in Table 1. For the A- and B-series, $N_Z = 500$ and $N_z = 1500$; for the C-series, $N_Z = 500$ and $N_z = 0$; and for the D-series, $N_Z = 0$ and $N_z = 4000$.

A representative snapshot from the simulation box is pictured in Figure 1 for run B2. The color gradient from blue to green

along the z -axis indicates the macroion altitude in the simulation box. The macroions are depicted as spheres and the counterions as small red dots.

The main quantities of interest in all runs listed in Table 1 are the pair correlation functions $g_{ij}(r)$, namely $g_{ZZ}(r)$ and $g_{zz}(r)$ for big and small macroions, respectively, and $g_{Zz}(r)$ for cross correlations between big and small macroions. The calculated results for $g_{ij}(r)$ are collected in Figures 2-4, and compared to the predictions of a coarse-grained model (CGM) developed by one of us (AD) with coworkers⁷⁰⁻⁷². As described in Appendix A, this model is based on a coarse-graining scheme that assumes linear response of the counterions to the macroion potentials and invokes a mean-field approximation for counterion-counterion correlations. The resulting effective pair potentials in the CGM have the Yukawa form with a modified screening constant.

As seen from Figure 2 (first row), there is a systematic deviation between the PM and CGM results for the low η runs A1-A4: the height of the first maximum in $g_{ZZ}(r)$ and $g_{Zz}(r)$ in the CGM is higher than in the PM. The height of the first maximum in $g_{zz}(r)$ is practically the same in the PM and CGM data for the runs A1 and A2, whereas, the CGM data underestimate the height of the maximum in the PM for the runs A3 and A4, where the big macroion charge Z is twice as large as in the runs A1 and A2. This observation clearly indicates the strong influence of the big macroion charge on the small-small correlations.

A similar tendency is visible for the high η runs B1-B4 in Figure 2 (second row). Here again, the big-big and big-small macroion pair correlations in the CGM show larger first maximum heights, and the small-small pair correlations become less accurate for the highly charged big macroions. Note that the discrepancy between CGM and PM simulation data for $g_{ZZ}(r)$ in Figure 2 becomes smaller for the lower values of big-big macroion

Table 1 Primitive model simulation parameters for different runs. The quantities listed in the first row are explained in the text. The packing fraction η_s for small macroions was 0.01 for run D1, and 0.001 for run D2.

Runs	Z	z	η	N_c	$n_c \sigma^3 / (1 - \eta - \eta_s)$	$\kappa \sigma$	$\kappa \eta \sigma$	a/σ	b/σ	Γ	ξ
A1	100	10	0.1	65000	41.7	1.50	1.93	2.15	1.44	1.32	0.06
A2	100	20	0.1	80000	51.3	1.66	2.15	2.15	1.44	0.93	0.18
A3	200	10	0.1	115000	73.8	1.99	2.57	2.15	1.44	1.84	0.03
A4	200	20	0.1	130000	83.4	2.12	2.73	2.15	1.44	1.39	0.09
B1	100	10	0.2	65000	244	2.11	4.68	1.71	1.10	1.12	0.06
B2	100	20	0.2	80000	300	2.34	5.19	1.71	1.10	0.76	0.19
B3	200	10	0.2	115000	431	2.80	6.22	1.71	1.10	1.38	0.03
B4	200	20	0.2	130000	488	2.98	6.61	1.71	1.10	1.01	0.10
C1	100	–	0.1	50000	32.1	1.32	–	2.15	–	1.94	–
C2	100	–	0.2	50000	188	1.84	–	1.71	–	1.79	–
C3	200	–	0.1	100000	64.2	1.87	–	2.15	–	2.38	–
C4	200	–	0.2	100000	376	2.60	–	1.71	–	1.96	–
D1	–	10	–	40000	195	–	4.18	–	7.10	–	0.01
D2	–	10	–	40000	19	–	1.31	–	15.34	–	0.001

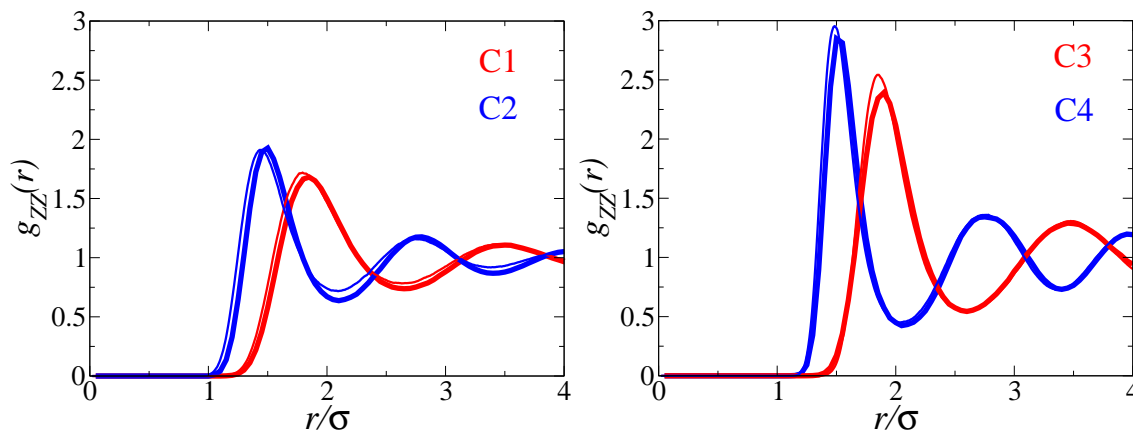


Fig. 3 (Color in online) Pair correlations $g_{zz}(r)$ for the runs C1–C4. Thin lines are for the CGM, thick lines are for the PM simulations.

coupling parameter Γ . For the A-series and B-series simulations the runs A2 and B2 have the lowest Γ , correspondingly.

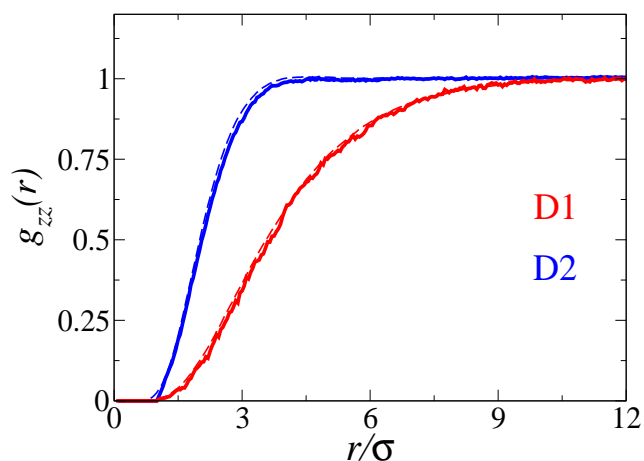


Fig. 4 (Color in online) Pair correlations $g_{zz}(r)$ for the runs D1 and D2. Thin lines are for the CGM, thick lines are for the PM simulations.

Another interesting finding is that in the PM simulations the peak amplitude of the cross-interaction big-small correlation function $g_{Zz}(r)$ is smaller than that of $g_{zz}(r)$ and $g_{zz}(r)$. This feature is uncommon for almost symmetric repulsive mixtures,

which usually exhibit increasing peak amplitude from $g_{zz}(r)$ to $g_{Zz}(r)$ to $g_{zz}(r)$. In contrast to the PM data, the CGM results follow such monotonic behavior.

To understand the origin of the observed discrepancies between theoretical predictions and simulation results, we examine the non-binary systems C1–C4 and D1–D2 for the big and small macroions, respectively. Figure 3 for the runs C1–C4 reveals that the PM and CGM predicted pair correlations $g_{zz}(r)$ are practically the same, except for a small difference in the height of the first maximum for run C3. Figure 4 also proves that in colloidal systems with no big macroions, theory and simulation data for $g_{zz}(r)$ are practically identical. This agreement shows that the CGM is accurate for one-component systems of colloids, regardless of macroion size and charge. It follows, therefore, that in binary mixtures the big colloids perturb the distribution of the small colloids and counterions in a way that the CGM theory does not fully capture. It should be kept in mind that the CGM assumes spherically symmetric counterion and small macroion distributions around the big macroions even when two big macroions closely approach each other.

To access the anisotropy of the counterion cloud around the macroions, we define the averaged counterion density field $\rho_c(\vec{r}) \equiv \rho_c(\vec{r}, \{\vec{r}_i^{(Z)}, \vec{r}_j^{(z)}\})$ which parametrically depends on the fixed macroion positions $\{\vec{r}_i^{(Z)}, \vec{r}_j^{(z)}, i = 1, \dots, N_Z; j = 1, \dots, N_z\}$. As

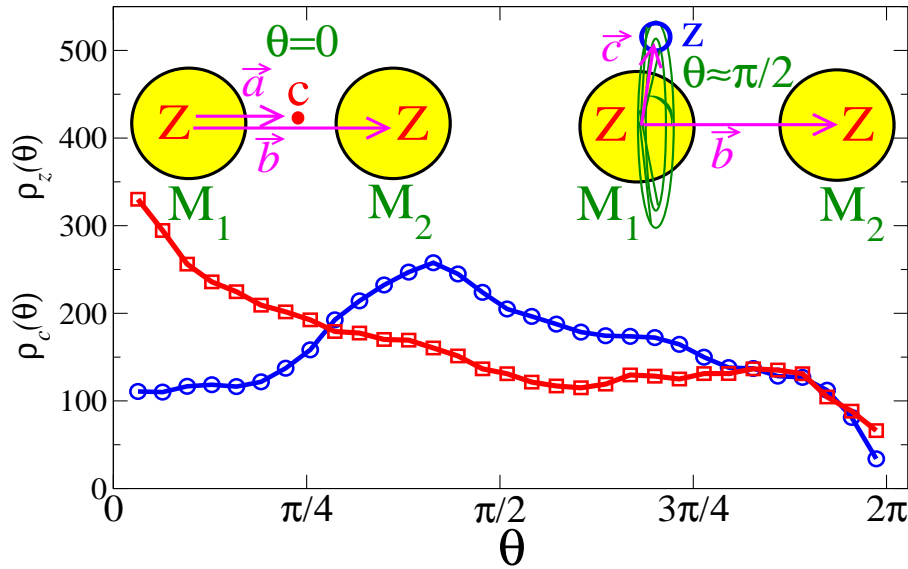


Fig. 5 (Color in online) Simulation results for the non-normalized density field of counterions $\rho_c(\theta)$ (red line) and the small macroions $\rho_z(\theta)$ (blue line) around the big macroions for run A2 from Table 1. The insets explain the directionality of this field for a pair of big macroions M_1 and M_2 . Each distribution corresponds to the number of corresponding particles in the 3D conical shell of width 0.1 radians around the big macroion M_1 with a proper angular normalization factor $1/\sin\theta$. A sample counterion is shown as a red dot in the left inset and a sample small macroion as a hollow blue circle in the right inset. The vectors \vec{a} and \vec{b} are defined as $\vec{a} = \vec{r}_i^{(c)} - \vec{r}_{M_1}^{(Z)}$, $\vec{b} = \vec{r}_{M_2}^{(Z)} - \vec{r}_{M_1}^{(Z)}$, and therefore the direction angle is $\theta = \arccos(\vec{a} \cdot \vec{b} / |\vec{a}| |\vec{b}|)$. The vector \vec{c} is defined as $\vec{c} = \vec{r}_i^{(z)} - \vec{r}_{M_1}^{(Z)}$, and therefore the direction angle in this case is $\theta = \arccos(\vec{c} \cdot \vec{b} / |\vec{c}| |\vec{b}|)$. In the calculation of $\rho_\alpha(\theta)$ ($\alpha = z, c$) we accounted for only the big macroion pairs with the separation distance $b < 1.8\sigma$, counterions with $a < b/2$, and small macroions with $c < b/2$.

usual, we define

$$\rho_c(\vec{r}) = \left\langle \sum_{\ell=1}^{N_c} \delta(\vec{r} - \vec{r}_\ell^{(c)}) \right\rangle_c, \quad (2)$$

performing a canonical counterion average $\langle \dots \rangle_c$ for fixed macroion positions. In Figure 5 we show the counterion density field around the big macroions for run A2 as obtained by an additional average over typical macroion positions. This field is directionally resolved, the direction being fixed by neighboring macroions. The resulting $\rho_c(\theta)$ shows that the counterions are mainly located between two big macroions where the direction angle $\theta = 0$. Next one can similarly average the density field $\rho_z(\vec{r})$ of the small macroions around fixed big macroions. The directionality of this field $\rho_z(\theta)$ is also shown in Figure 5 and shows a peak at a finite direction angle $\theta \approx 5\pi/12$.

4 The role of entropic forces in binary mixtures

The excluded volume of the macroions generates entropic forces arising from the contact density of counterions at the macroion surface. The entropic force acting on the i -th macroion of species α at the position $\vec{r}_i^{(\alpha)}$ with $i \in 1, \dots, N_\alpha$ ($\alpha = Z, z$) is defined as^{74,75,80–83}

$$\vec{F}_{ent}^{(\alpha)}(\vec{r}_i^{(\alpha)}) = -k_B T \int_{S_i^{(\alpha)}} d\vec{f} \rho_c(\vec{r}), \quad (3)$$

where \vec{f} is a surface normal vector pointing outwards from the macroion's core and $S_i^{(\alpha)}$ is the surface of the hard core of the i -th macroion centered around $\vec{r}_i^{(\alpha)}$ with diameter $(\sigma_\alpha + \sigma_\beta)/2$. The entropic force, usually neglected in weakly charged macroion

systems, strongly modifies the macroion interactions in highly charged and dense colloidal systems.

Likewise, the canonically averaged electrostatic force acting on the i -th macroion of species α is defined as

$$\vec{F}_{elec}^{(\alpha)}(\vec{r}_i^{(\alpha)}) = \left\langle \sum_{\beta=Z,z,c} \sum_{j=1}^{N_\beta} \vec{F}^{(\alpha\beta)}(\vec{r}_i^{(\alpha)} - \vec{r}_j^{(\beta)}) (1 - \delta_{\alpha\beta} \delta_{ij}) \right\rangle_c, \quad (4)$$

where $\alpha = Z, z$. The Kronecker delta functions in this expression nullify the self-interaction of macroions. Clearly, in Eq.(4) the electrostatic pair interaction forces $\vec{F}^{(\alpha\beta)}$ are defined as

$$\vec{F}^{(\alpha\beta)}(\vec{r}_{ij}) = -\vec{\nabla}_{\vec{r}_{ij}} V^{(\alpha\beta)}(r_{ij}) = \frac{1}{4\pi\epsilon_0} \frac{q^{(\alpha)} q^{(\beta)}}{\epsilon r_{ij}^2} \frac{\vec{r}_{ij}}{r_{ij}}, \quad (5)$$

for $r_{ij} > \sigma_{\alpha\beta}$, where $\vec{r}_{ij} = \vec{r}_i^{(\alpha)} - \vec{r}_j^{(\beta)}$.

The contribution of the entropic forces acting on the macroions of species $\alpha = Z, z$ can be evaluated by the force-ratio factor

$$f^{(\alpha)} = \frac{1}{N_\alpha} \sum_{i=1}^{N_\alpha} f_i^{(\alpha)}, \quad f_i^{(\alpha)} = \frac{|\vec{F}_{elec}^{(\alpha)}(\vec{r}_i^{(\alpha)}) + \vec{F}_{ent}^{(\alpha)}(\vec{r}_i^{(\alpha)})|}{|\vec{F}_{elec}^{(\alpha)}(\vec{r}_i^{(\alpha)})|}. \quad (6)$$

Obviously, $f_i^{(\alpha)} > 1$ implies that the entropic force acting on the i -th macroion of species α is aligned with the electrostatic force, while $f_i^{(\alpha)} < 1$ means anti-alignment. The averaged force-ratio distribution,

$$P^{(\alpha)}(\gamma) = \left\langle \left\langle \delta(\gamma - f^{(\alpha)}) \right\rangle_c \right\rangle_m, \quad (7)$$

where $\langle \dots \rangle_m$ is a full canonical average over both macroion

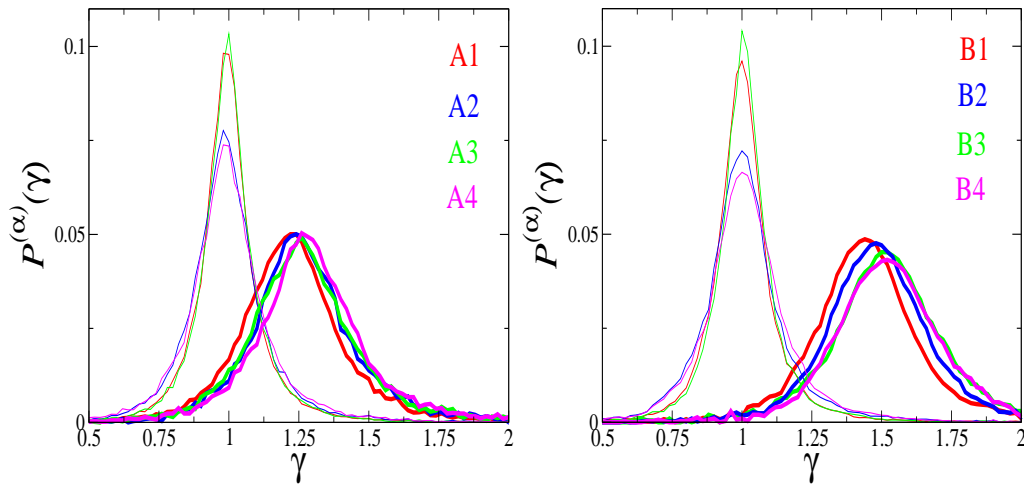


Fig. 6 (Color in online) Normalized and averaged distribution $P^{(\alpha)}(\gamma)$ of the force-ratio factor γ for big ($\alpha = Z$ and thick lines) and small ($\alpha = z$ and thin lines) macroions for the runs A1-A4 and B1-B4.

species, is shown in Figure 6 for the runs A1–A4 and B1–B4. For the small macroions $P^{(z)}(\gamma)$ is maximal at $\gamma=1$ regardless of the packing fraction η . This condition means that, in most cases, the contact counterion density at the small macroion surface is spherically symmetric and experiences no distortion from the electric field of the neighboring macroions. It is also apparent that the force-ratio distribution is affected by the small macroion charge z : the higher the charge z , the broader the distribution $P^{(z)}(\gamma)$, and its height at the maximum becomes smaller.

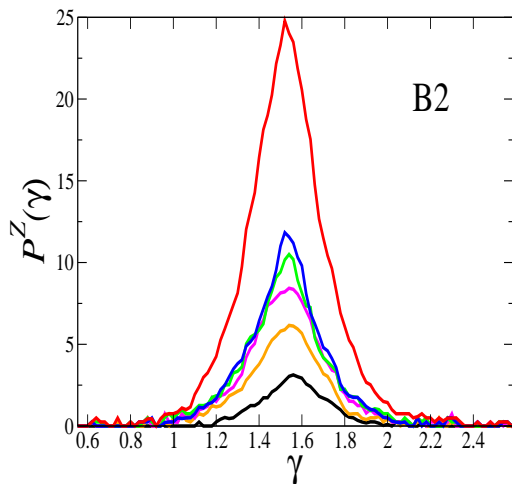


Fig. 7 (Color in online) Non-normalized and averaged distribution $P^Z(\gamma)$ of the force-ratio factor γ for the big macroions in run B2 for different macroion-macroion separation distances r . From bottom to top: $1.0 \leq r/\sigma < 1.1$ (black line), $1.1 \leq r/\sigma < 1.2$ (orange), $1.2 \leq r/\sigma < 1.3$ (pink), $1.3 \leq r/\sigma < 1.4$ (green), $1.4 \leq r/\sigma < 1.5$ (blue), $r/\sigma \geq 1.5$ (red).

The big macroion force-ratio distribution $P^Z(\gamma)$ is also shown in Figure 6. The distribution is centered around $\gamma=1.25$ for the low η runs A1-A4, and around $\gamma=1.5$ for the high η runs B1-B4. These observations imply that the distortion of the counterion contact density at the big macroion surface (and associated with it the bolstering effect of the entropic forces) increases with the macroion packing fraction η . Such bolstering effect, ignored

in the CGM model, might explain the discrepancies observed between the PM and CGM data in Figure 2.

Figure 6 also reveals that the position of the maximum in $P^Z(\gamma)$ systematically shifts to higher values of γ from run A1 to run A4, and from run B1 to run B4. These shifts can be explained by the increase of the available-volume-corrected counterion density $n_c/(1-\eta-\eta_s)$ along these runs as seen from Table 1, which intensifies the contribution of the entropic forces.

In Figure 7 the distribution $P^Z(\gamma)$ is resolved according to the macroion distance. The force-ratio shift for the highly charged macroion has practically no dependence on the macroion-macroion separation distance r . This insensitivity is a manifestation of the fact that the counterion cloud distortion is a robust effect and is strong even at the separation distances comparable with the average macroion separation distance a in the system.

5 Optimal effective pair interaction between macroions

5.1 Fitting of the PM macroion forces with non-additive Yukawa forces

In the previous section it was found that the CGM did not completely reproduce the PM simulation results for the pair correlation functions. An improvement can be sought in the implementation of non-additive Yukawa pair interaction potentials between the species α and β with $\alpha, \beta \in \{Z_Y, z_Y\}$ ^{24,65,69},

$$V_Y^{(\alpha\beta)}(r_{ij}) = \begin{cases} \infty, & \text{for } r_{ij} \leq \sigma_{\alpha\beta}, \\ q^{(\alpha)}q^{(\beta)} e^{-\kappa_Y r_{ij} \frac{1+(1-\delta_{\alpha\beta})\Delta_Y}{4\pi\epsilon_0\epsilon r_{ij}}}, & \text{for } r_{ij} > \sigma_{\alpha\beta}, \end{cases} \quad (8)$$

where $q^{(\alpha)}$ and $q^{(\beta)}$ with $\alpha, \beta = Z_Y, z_Y$ denote effective Yukawa charges for the macroions, $\vec{r}_{ij} = \vec{r}_i^{(\alpha)} - \vec{r}_j^{(\beta)}$ with $i \in 1, \dots, N_\alpha$ ($\alpha = Z_Y, z_Y$) and $j \in 1, \dots, N_\beta$ ($\beta = Z_Y, z_Y$) is the distance between the two effective Yukawa charges, Δ_Y is the non-additivity parameter between the big and small macroions, κ_Y is an effective Yukawa inverse screening length, and $\delta_{\alpha\beta}$ is the Kronecker delta. The

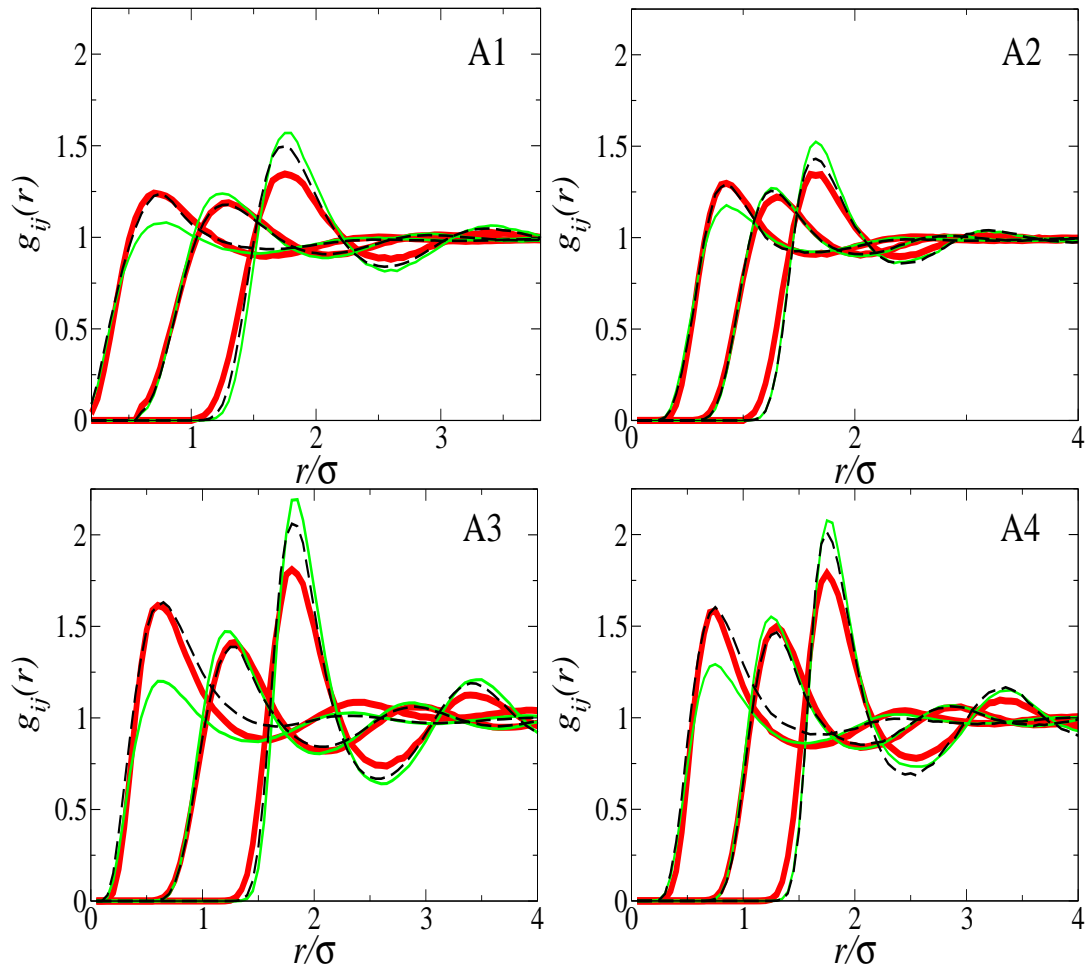


Fig. 8 (Color in online) Pair correlations $g_{ij}(r)$ for the low η runs A1-A4. Red lines are for the PM results, green lines are results for the binary Yukawa model with parameters from Table 2, and dashed black lines are for the binary Yukawa with Gaussian attraction model with parameters from Table 3.

corresponding interaction forces between the species α and β are

$$\vec{F}_Y^{(\alpha\beta)}(\vec{r}_{ij}) = \frac{q^{(\alpha)}q^{(\beta)}}{\epsilon r_{ij}^2} e^{-\kappa_Y r_{ij}} \left(\frac{1}{r_{ij}} + \kappa_Y \right) \left(1 + (1 - \delta_{\alpha\beta}) \Delta_Y \right) \vec{r}_{ij} \quad (9)$$

The optimal parameters for the effective Yukawa potential are deduced from the best fit between the PM and Yukawa forces acting on the macroions during the runs. For this purpose, for the runs in Table 2 we stored entropic $\vec{F}_{ent}^{(\alpha)}(\vec{r}_i^{(\alpha)})$ and electrostatic $\vec{F}_{elec}^{(\alpha)}(\vec{r}_i^{(\alpha)})$ forces acting on the macroions during the PM simulations [see Eqs.(3) and (4)]. In total, we collected $N_{conf} = 100$ independent configurations for each run, and each configuration contained the set of $\{\vec{F}_{elec}^{(\alpha)}(\vec{r}_i^{(\alpha)})\}$, $\{\vec{F}_{ent}^{(\alpha)}(\vec{r}_i^{(\alpha)})\}$, and $\{\vec{r}_i^{(\alpha)}\}$ data, where $i \in 1, \dots, N_\alpha$ ($\alpha = Z_Y, z_Y$).

Then, using the stored macroion positions $\{\vec{r}_i^{(\alpha)}\}$, we calculated the devised Yukawa forces $\vec{F}_Y^{(\alpha)}(\vec{r}_i^{(\alpha)})$ acting on the macroions,

$$\vec{F}_Y^{(\alpha)}(\vec{r}_i^{(\alpha)}) = \sum_{\beta=Z_Y, z_Y} \sum_{j=1}^{N_\beta} \vec{F}_Y^{(\alpha\beta)}(\vec{r}_{ij}) (1 - \delta_{\alpha\beta} \delta_{ij}), \quad (10)$$

and, for each run, performed the following least-square fitting

procedure,

$$\min \left[\left\langle \sum_{\alpha=Z_Y, z_Y} \sum_{i=1}^{N_\alpha} \left(\vec{F}_Y^{(\alpha)}(\vec{r}_i^{(\alpha)}) - \vec{F}_{elec}^{(\alpha)}(\vec{r}_i^{(\alpha)}) - \vec{F}_{ent}^{(\alpha)}(\vec{r}_i^{(\alpha)}) \right)^2 \right\rangle_m \right] \quad (11)$$

to get the optimal fit values for the effective big macroion charge $Z_Y^{(opt)}$, the effective small macroion charge $z_Y^{(opt)}$, the non-additivity parameter $\Delta_Y^{(opt)}$, and the inverse screening length $\kappa_Y^{(opt)}$.

The obtained Yukawa fitting coefficients for the runs A1-A4 and B1-B4 are summarized in Table 2. As a result, the non-additivity parameter $\Delta_Y^{(opt)}$ is small and varies between -0.003 and 0.079. Effective big macroion charges are always larger than their bare charges, whereas effective small macroion charges are either smaller or almost equal to their bare charges.

Optimal fitting parameters, presented in Table 2 were used in the binary Yukawa mixture simulations to calculate macroion-macroion pair correlations $g_{ij}^Y(r)$, which are presented in Figures 8 and 9. Here the PM simulation data are given in red and the Yukawa mixture data are given in green. For the low η runs A1-A4 in Figure 8, the Yukawa mixture data are close to the PM simulation data for the cross macroion-macroion pair correlation line

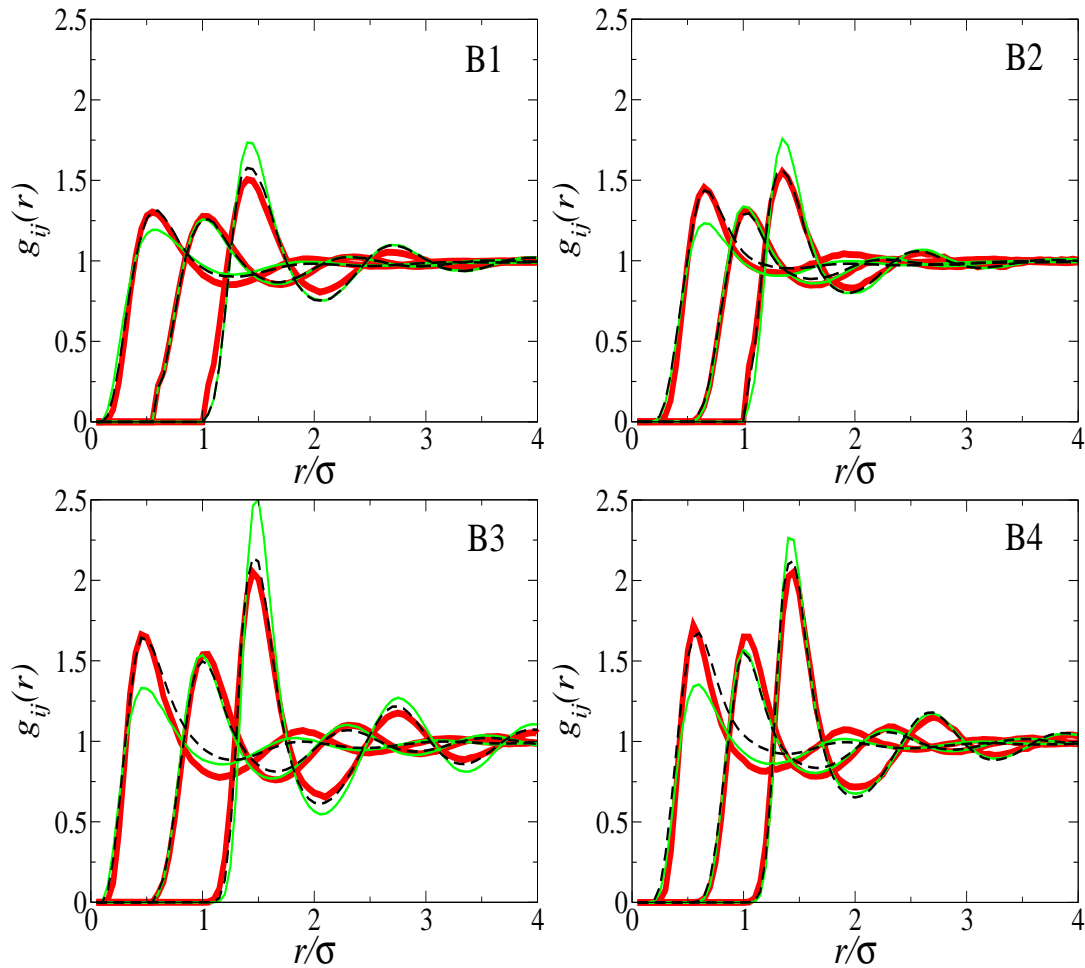


Fig. 9 (Color in online) Pair correlations $g_{ij}(r)$ for the low η runs B1-B4. Red lines are for the PM results, green lines are results for the binary Yukawa model with parameters from Table 2, and dashed black lines are for the binary Yukawa with Gaussian attraction model with parameters from Table 3.

Table 2 Optimal fit values for $Z_Y^{(opt)}$, $z_Y^{(opt)}$, $\Delta_Y^{(opt)}$, and $\kappa_Y^{(opt)}$ for the binary and non-additive Yukawa system.

Run	$Z_Y^{(opt)}$	$z_Y^{(opt)}$	$\Delta_Y^{(opt)}$	$\kappa_Y^{(opt)}$ σ
A1	128.24	10.04	-0.003	1.44
A2	129.36	19.26	0.009	1.52
A3	247.85	10.19	-0.008	1.81
A4	246.22	19.06	-0.001	1.85
B1	124.79	8.64	0.079	1.55
B2	139.88	17.30	0.016	1.64
B3	237.99	8.74	0.076	1.83
B4	238.70	17.06	0.024	2.15

$g_{Zz}(r)$, but they overestimate the PM simulation data for $g_{ZZ}(r)$ and underestimate the PM simulation data for $g_{zz}(r)$. A similar tendency is seen for the high η runs B1–B4 in Figures 9. Again, the effective Yukawa mixture data are in good agreement with the PM data for $g_{Zz}(r)$, but they overestimate the PM data for $g_{ZZ}(r)$ and underestimate the PM data for $g_{zz}(r)$. In total, the sequence of peak amplitudes in g_{zz} , g_{Zz} , and g_{ZZ} is always monotonic for the effective Yukawa model, while it is non-monotonic in the full PM. This might also explain why an effective Yukawa picture in the CGM is not sufficient to get the non-monotonicity.

5.2 Matching PM macroion forces with non-additive Yukawa and attractive Gaussian forces

We tried to find alternative Yukawa-like models for the best fitting of the PM simulation results for the pair correlations $g_{zz}(r)$ in Figures 8 and 9. As a first attempt, we designed a modified Yukawa model with separate inverse screening lengths for the big-big, small-small, and big-small macroion interactions, respectively. This model, however, failed to improve the fitting of the PM simulation data. As a second attempt, we used a double-repulsive Yukawa model with two interaction force terms for the effective macroion-macroion interactions. This model also did not significantly improve the fitting of the PM simulation results.

A model that did prove successful incorporates an attractive and short-ranged Gaussian potential between the small macroions,

$$\frac{U_G(r)}{k_B T} = -A_G \exp\left(-\frac{(r-b_G)^2}{s_G^2}\right) \quad (12)$$

on top of effective Yukawa repulsion as assumed in section 5.1.

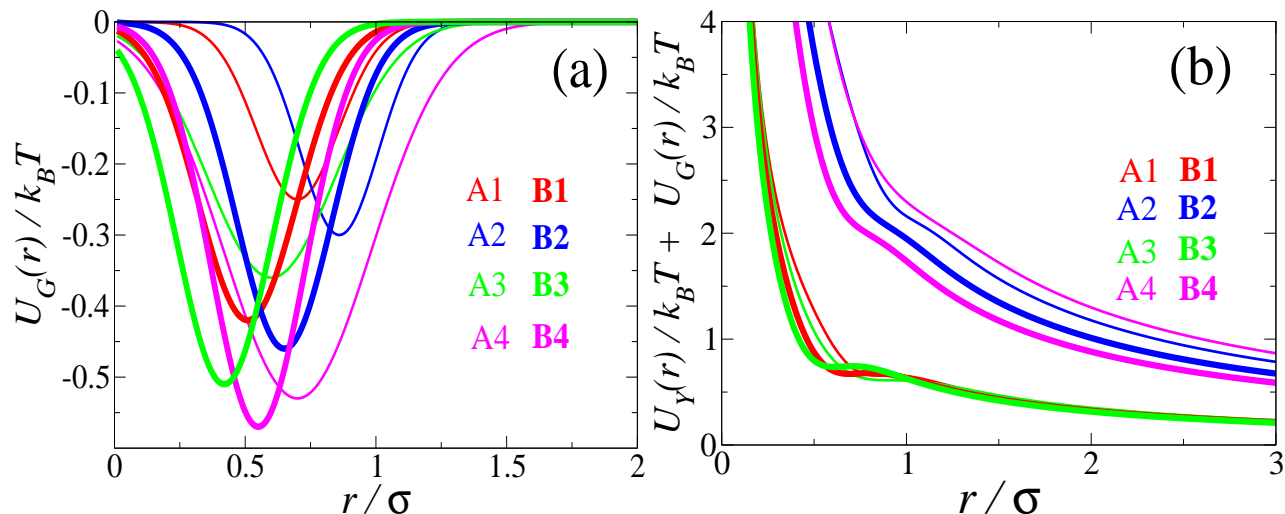


Fig. 10 (Color in online) (a) The Gaussian attraction between the small macroions added to the binary Yukawa model. (b) Total interaction potential within the Yukawa-Gaussian model between the small macroions defined as the sum of the repulsive Yukawa and attractive Gaussian potentials. Thin lines with four different colors are for the runs A1-A4, thick lines with four different colors are for the runs B1-B4.

The corresponding Gaussian attractive force,

$$\frac{\vec{F}_G(r)\sigma}{k_B T} = -2A_G \frac{r - b_G}{s_G^2} \exp\left(-\frac{(r - b_G)^2}{s_G^2}\right) \frac{\vec{r}}{r}, \quad (13)$$

between the small macroions is capable to raise the height of the first maximum in $g_{zz}(r)$. Optimal fit parameters for this Yukawa-Gaussian model are collected in Table 3 for the runs A1-A4 and B1-B4. From Table 2 and 3 it is evident that the fit charge $\tilde{Z} < Z_Y^{(opt)}$ and the fit inverse screening length $\tilde{\kappa} < \kappa_Y^{(opt)}$.

The Gaussian term (Eq.(12)) for the runs A1-A4 and B1-B4 is shown in Figure 10a. The depth of the attractive well varies between $-0.2k_B T$ and $-0.6k_B T$. The total interaction potentials between the small macroions, plotted in Figure 10b, show that the Gaussian attraction is weaker than the Yukawa repulsion, such that the total effective interaction stays mainly repulsive. For the runs A1, A2, B1, and B3 with a low charge z , the total interaction potential has a plateau at the distance $r \approx \sigma/2$.

Binary Yukawa-Gaussian simulation results for $g_{ij}(r)$ with the optimal fit parameters from Table 3 are shown as black dashed lines in Figures 8 and 9. Indeed, the incorporation of the attractive Gaussian potential into the small-small macroion interaction improves the fitting of the PM simulation data for $g_{zz}(r)$ significantly. Moreover, the non-monotonicity in the peak amplitude for g_{zz} , g_{zZ} , and g_{ZZ} is reproduced in the Yukawa-Gaussian model.

Finally, let us propose a simple picture for the physical origin of the effective $z-z$ attraction. It is intuitive to consider the counterion density cloud, which is essentially dictated and governed by the big macroions. This screening cloud can be obtained from Figure 5 and is sketched in Figure 11 for a triangular triplet of big macroions. The small macroions occupy the voids between the macroions, as revealed by $\rho(\theta)$ in Figure 5 and sketched in Figure 11. Now small macroions opposed to the screening cloud of counterions are effectively mutually attracted via the counterion cloud. This happens in particular at a typical distance between two small macroions at around $\sigma/2$ where the shifted Gaussian

attraction is minimal.

6 Conclusions

To summarize, we have calculated the pair correlations in strongly asymmetric like charge macroion mixtures using the primitive model with explicit counterions. We have compared our data to a coarse-grained theory proposed earlier and found agreement only for small Coulomb couplings. While we found in the simulations that the big-small correlation peak was smaller than that of the big-big and small-small correlations, this could not be reproduced by the theory.

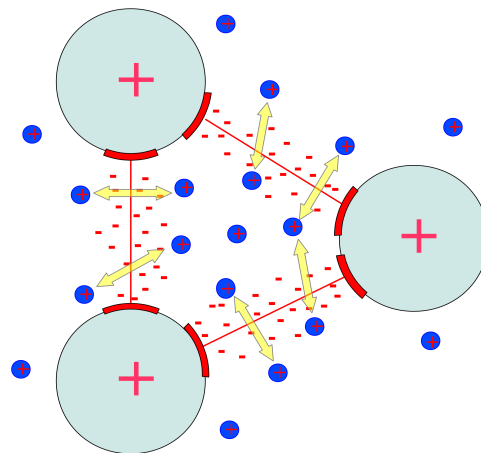


Fig. 11 (Color in online) Schematic picture explaining the origin of the effective attraction between the small macroions. Transparent double-ended arrows point to the small macroions, which are effectively attracted to each other via the screening counterion cloud between the macroions.

Table 3 Parameters of the different runs of the binary Yukawa-Gaussian system simulation. The Coulomb coupling parameter between the big macroions is $\Gamma_{YG} = \bar{Z}^2 \exp(-\bar{k}a) \lambda_B/a$, and between the small macroions is $\xi_{YG} = \bar{z}^2 \exp(-\bar{k}b) \lambda_B/b$, where the subscript YG refers to the Yukawa-Gaussian model. The meanings of the other quantities in the first row are explained in the text.

Run	\bar{Z}	\bar{z}	Δ	$\bar{k}\sigma$	A_G	b_G	s_G	Γ_{YG}	ξ_{YG}
A1	121.1	9.85	0.027	1.57	0.25	0.70	0.05	1.66	0.05
A2	121.35	18.17	0.018	1.64	0.30	0.86	0.05	1.44	0.15
A3	233.43	9.93	0.017	1.88	0.36	0.60	0.12	3.17	0.03
A4	245.93	19.09	-0.050	1.82	0.53	0.70	0.16	4.03	0.13
B1	123.70	9.52	-0.043	1.71	0.42	0.51	0.071	3.45	0.09
B2	134.62	16.84	-0.023	2.10	0.46	0.65	0.067	2.07	0.18
B3	232.66	9.40	-0.020	2.29	0.51	0.42	0.066	4.49	0.05
B4	235.78	15.72	-0.040	2.35	0.57	0.55	0.065	4.15	0.12

In our simulations we are dealing with effective many-body forces between the macroions. If these are fitted to effective pairwise interactions, optimal pair potentials can be extracted. We demonstrated here that with these optimal pairwise interactions the full simulation data for the pair correlations can be reproduced. This indicates that effective triplet interactions are small^{84,85}. However, the optimal effective pairwise interactions are not just a non-additive repulsive Yukawa interactions but strikingly also involve an additional shifted attractive Gaussian potential in the effective small-small interactions. We add a remark here that our optimal pair interactions are different to those which exactly reproduce the pair correlations according to the theorem of Henderson^{86,87}. Our potentials also embody many-body forces while the latter are substitute potentials to reproduce the pair correlations exactly.

Our simulation results provide benchmark data to test future theories for the macroion pair structure in strongly asymmetric mixtures. These should incorporate also entropic interactions since we found that those contribute significantly to the total interactions.

Moreover if it comes to an actual comparison to experimental data, the size- and charge polydispersity of the sample needs to be checked and possible incorporated in the theoretical description. In future simulations, a finite concentration of added salt with microscopic coions⁶⁶ should be included. Furthermore an explicit solvent should be considered, see e.g.⁸⁸⁻⁹².

Finally, in our model we neglected van der Waals attractions. If these are taken into account, they will compete with the Coulomb forces⁹³, which might lead to new structural ordering effects. To explore such effects for binary mixtures is a promising field of future research.

Author Contributions

All authors contributed equally to this manuscript by developing the theoretical formalism, performing the analytic calculations and conducting the numerical simulations. All authors participated in writing the manuscript.

Conflicts of interest

There are no conflicts to declare.

Acknowledgments

H.L. thanks the financial support from the DFG within project LO418/23-1. A.D. thanks the financial support from the NSF within the Grant No. DMR-1928073. E.A. thanks the financial support from the Ministry of Science and Higher Education of the Russian Federation (State Assignment No. 075-01056-22-00).

APPENDIX A. Details of the Coarse-Grained Model

Within the primitive model, where all charged particles interact via Coulomb pair potentials, the system is formally governed by a Hamiltonian,

$$H = H_0 + H_{el}, \quad (14)$$

which naturally separates into a reference term H_0 , including the total kinetic energy and particle hard-core interactions, and a term H_{el} that represents the total electrostatic energy,

$$H_{el} = H_{mm} + H_{cc} + H_{mc}. \quad (15)$$

The three terms on the right side of Eq.(15) account for pair interactions among big and small macroions (m) and counterions (c). These terms can be expressed more explicitly as

$$H_{mm} = \sum_{i<j=1}^{N_Z} v^{(ZZ)}(r_{ij}) + \sum_{i<j=1}^{N_z} v^{(zz)}(r_{ij}) + \sum_{i=1}^{N_Z} \sum_{j=1}^{N_z} v^{(Zz)}(r_{ij}) \quad (16)$$

$$H_{cc} = \sum_{i<j=1}^{N_c} v^{(cc)}(r_{ij}) \quad (17)$$

$$H_{mc} = \sum_{i=1}^{N_Z} \sum_{j=1}^{N_c} v^{(Zc)}(r_{ij}) + \sum_{i=1}^{N_z} \sum_{j=1}^{N_c} v^{(zc)}(r_{ij}), \quad (18)$$

where $v^{(\alpha\beta)}(r_{ij})$ is the Coulomb pair potential between particle i of species α and particle j of species β separated by center-to-center distance r_{ij} .

By tracing out the counterion degrees of freedom, assuming that the counterions respond linearly to the potentials of the big and small macroions, and invoking a mean-field random-phase approximation for counterion-counterion correlations, the macroions are determined to interact via hard-core repulsive-Yukawa effective pair potentials:

$$\frac{v_Y^{(\alpha\beta)}(r)}{k_B T} = q^{(\alpha)} q^{(\beta)} \lambda_B \frac{e^{\kappa_\eta (\sigma_\alpha + \sigma_\beta)/2}}{(1 + \kappa_\eta \sigma_\alpha/2)(1 + \kappa_\eta \sigma_\beta/2)} \frac{e^{-\kappa_\eta r}}{r}. \quad (19)$$

The resulting coarse-grained model (CGM) is then governed by an effective Hamiltonian,

$$H_{eff} = H_0 + H_{el,eff} + E_0, \quad (20)$$

where

$$H_{el,eff} = \sum_{i<j=1}^{N_z} v_Y^{(ZZ)}(r_{ij}) + \sum_{i<j=1}^{N_z} v_Y^{(zz)}(r_{ij}) + \sum_{i=1}^{N_z} \sum_{j=1}^{N_z} v_Y^{(Zz)}(r_{ij}) \quad (21)$$

and the term E_0 represents a one-body volume energy that accounts for the counterion entropy and macroion-counterion interaction energy⁷⁰. While not affecting structural properties of the binary system, E_0 influences thermodynamic properties through its dependence on average macroion densities. Compared with the PM of charged colloids, the CGM greatly facilitates computational modeling by excluding counterions, which are included only implicitly through the effective inverse screening length κ_η , and by replacing long-range Coulomb pair potentials with shorter-range Yukawa potentials.

References

- G. Campos-Villalobos, E. Boattini, L. Filion, and M. Dijkstra, *Machine-Learning Many-Body Potentials for Colloidal Systems*, arXiv:2111.14910v1 [cond-mat.soft] 29 November (2021).
- P. N. Pusey, *Colloidal suspensions*, in *Liquids, Freezing and Glass Transition*, Les Houches Session 51, edited by J.-P. Hansen, D. Levesque, and J. Zinn-Justin (North-Holland, Amsterdam, 1991), Vol. 2, pp. 763-931.
- V. Vlachy, *Ionic effects beyond Poisson-Boltzmann theory*, *Ann. Rev. Phys. Chem.* **50**, 145-165 (1999).
- S. Buyukdagli and R. Blossey, *Beyond Poisson-Boltzmann: fluctuations and fluid structure in a self-consistent theory*, *J. Phys. Cond. Matter* **28**, 343001 (2016).
- Y. Levin, *Electrostatic correlations: from plasma to biology*, *Rep. Prog. Phys.* **65**, 1577-1632 (2002).
- J.-P. Hansen and H. Löwen, *Effective interactions for large-scale simulations of complex fluids*, *Bridging Time Scales: Molecular Simulations for the Next Decade*, P. Nielaba, M. Mareschal, G. Ciccotti (Eds.), Springer, Berlin, ISBN 3-540-44317-7, 167-198 (2002).
- C. P. Royall, M. E. Leunissen, and A. van Blaaderen, *A new colloidal model system to study long-range interactions quantitatively in real space*, *J. Phys.-Cond. Matter* **15**, S3581-S3596 (2003).
- A. Bakhshandeh, D. Frydel, A. Diehl, and Y. Levin, *Charge regulation of colloidal particles: Theory and simulations*, *Phys. Rev. Lett.* **123**, 208004 (2019).
- W. Härtl and H. Versmold, *Liquid-like ordered colloidal suspensions: The influence of the particle concentration*, *J. Chem. Phys.* **88**, 7157-7161 (1988).
- J. N. Liu, H. J. Schöpe, and T. Palberg, *An improved empirical relation to determine the particle number density of fluid-like ordered charge-stabilized suspensions*, *Particle & Particle Systems Characterization* **17**, 206-212 (2000).
- J.-P. Hansen and J. B. Hayter, *A Rescaled MSA Structure Factor for Dilute Charged Colloidal Dispersions*, *Molecular Physics* **46**, 651-656 (1982).
- B. D'Aguzzo and R. Klein, *Integral-equation theory of poly-disperse Yukawa systems*, *Phys. Rev. A* **46**, 7652-7656 (1992).
- M. Heinen, P. Holmqvist, A. J. Banchio, and G. Nägele, *Pair structure of the hard-sphere Yukawa fluid: an improved analytic method versus simulations, Rogers-Young scheme, and experiment*, *J. Chem. Phys.* **134**, 044532 (2011).
- M. Heinen, T. Palberg, and H. Löwen, *Coupling between bulk and surface chemistry in suspensions of charged colloids*, *J. Chem. Phys.* **140**, 124904 (2014).
- J.-P. Hansen and H. Löwen, *Effective interactions between electric double-layers*, *Ann. Rev. Phys. Chem.* **51**, 209-242 (2000).
- P. Linse and V. Lobaskin, *Electrostatic attraction and phase separation in solutions of like-charged colloidal particles*, *J. Chem. Phys.* **112**, 3917 (2000).
- P. Linse, *Simulation of charged colloids in solution*, *Advanced Computer Simulation Approaches for Soft Matter Sciences II*, Book Series: Advances in Polymer Science **185**, 111-162 (2005).
- M. Dijkstra, *Computer simulations of charge and steric stabilised colloidal suspensions*, *Current Opinion in Colloid & Interface Science* **6**, 372-382 (2001).
- M. Heinen, E. Allahyarov, and H. Löwen, *Highly asymmetric electrolytes in the primitive model: Hypernetted chain solution in arbitrary spatial dimensions*, *J. Computational Chemistry* **35**, 275-289 (2014).
- T. Kreer, J. Horbach, and A. Chatterji, *Nonlinear effects in charge stabilized colloidal suspensions*, *Phys. Rev. E* **74**, 021401 (2006).
- A. D. Dinsmore, A. G. Yodh, and D. J. Pine, *Phase Diagrams of Nearly Hard-Sphere Binary Colloids*, *Phys. Rev. E* **52**, 4045-4057 (1995).
- J. C. Crocker and D. G. Grier, *When Like Charges Attract: The Effects of Geometrical Confinement on Long-Range Colloidal Interactions*, *Phys. Rev. Lett.* **77**, 1897-1900 (1996).
- F. J. M. Ruiz-Cabello, P. Maroni, and M. Borkovec, *Direct measurements of forces between different charged colloidal particles and their prediction by the theory of Derjaguin, Landau, Verwey, and Overbeek (DLVO)*, *J. Chem. Phys.* **138**, 234705 (2013)
- S. D. Finlayson and P. Bartlett, *Non-additivity of pair interactions in charged colloids*, *J. Chem. Phys.* **145**, 034905 (2016).
- P. Wette, H. J. Schöpe, and T. Palberg, *Enhanced crystal stability in a binary mixture of charged colloidal spheres*, *Phys. Rev. E* **80**, 021407 (2009).
- N. J. Lorenz, H. J. Schöpe, H. Reiber, T. Palberg, P. Wette, I. Klassen, D. Holland-Moritz, D. Herlach, and T. Okubo, *Phase behaviour of deionized binary mixtures of charged colloidal spheres*, *J. Phys.: Condens. Matter* **21**, 464116 (2009).
- C. J. Martinez, J. Liu, S. K. Rhodes, E. Luijten, E. R. Weeks, and J. A. Lewis, *Interparticle interactions and direct imaging of colloidal phases assembled from microsphere-nanoparticle mixtures*, *Langmuir* **21**, 9978 (2005).
- J. F. Gilchrist, A. T. Chan, E. R. Weeks, and A. Lewis, *Phase Behavior and 3D Structure of Strongly Attractive Microsphere-*

- Nanoparticle Mixtures*, Langmuir **21**, 11040-11047 (2005).
- 29 X. Hong and G. A. Willing, *Transition force measurement between two negligibly charged surfaces: a new perspective on nanoparticle halos*, Langmuir **25**, 4929 (2009).
- 30 S. Buzzaccaro, R. Piazza, J. Colombo, and A. Parola, *Enhancement of depletion forces by electrostatic depletant repulsion*, J. Chem. Phys. **132**, 124902 (2010).
- 31 S. Savarala, S. Ahmed, M. A. Ilies, and S. L. Wunder, *Stabilization of soft lipid colloids: competing effects of nanoparticle decoration and supported lipid bilayer formation*, ACS Nano **5**, 2619-2628 (2011).
- 32 X. Xing, G. Sun, Z. Li, and T. Ngai, *Stabilization of colloidal suspensions: competing effects of nanoparticle halos and depletion mechanism*, Langmuir **28**, 16022 (2012).
- 33 D. Herman and J. Y. Walz, *Stabilization of weakly charged microparticles using highly charged nanoparticles*, Langmuir **29**, 5982 (2013).
- 34 D. Herman and J. Y. Walz, *Effects of metal oxide nanoparticles on the stability of dispersions of weakly charged colloids*, Langmuir **31**, 4844 (2015).
- 35 S. N. Kazi, A. Badarudin, M. N. M. Zubir, H. N. Ming, M. Misran, E. Sadeghinezhad, M. Mehrali, and N. I. Syuhada, *Investigation on the use of graphene oxide as novel surfactant to stabilize weakly charged graphene nanoplatelets*, Nanoscale Res. Lett. **10**, 212 (2015).
- 36 D. Herman and J. Y. Walz, *Adsorption and stabilizing effects of highly-charged latex nanoparticles in dispersions of weakly-charged silica colloids*, J. Colloid and Interface Science **449**, 143-151 (2015).
- 37 M. N. M. Zubir, A. Badarudin, S. Kazi, M. Misran, A. Amiri, R. Sadri, and S. Khalid, *Experimental investigation on the use of highly charged nanoparticles to improve the stability of weakly charged colloidal system*, J. Colloid & Interface Sci. **454**, 245-255 (2015).
- 38 N. Lutterbach, H. Versmold, V. Reus, L. Belloni, Th. Zemb, and P. Lindner, *Charge-Stabilized Liquidlike Ordered Binary Colloidal Suspensions. 2. Partial Structure Factors Determined by Small-Angle Neutron Scattering*, Langmuir **15**, 345-352 (1999).
- 39 A. A. Louis, E. Allahyarov, H. Löwen, and R. Roth, *Effective forces in colloidal mixtures: From depletion attraction to accumulation repulsion*, Phys. Rev. E **65**, 061407 (2002).
- 40 J. Liu and E. Luijten, *Stabilization of Colloidal Suspensions by Means of Highly Charged Nanoparticles*, Phys. Rev. Lett. **93**, 247802 (2004).
- 41 J. Ryden, M. Ullner, and P. Linse, *Monte Carlo simulations of oppositely charged macroions in solution*, Chem. Phys. **123**, 034909 1-13 (2005).
- 42 E. Sanz, C. Valeriani, D. Frenkel, and M. Dijkstra, *Evidence for Out-of-Equilibrium Crystal Nucleation in Suspensions of Oppositely Charged Colloids*, Phys. Rev. Lett. **99**, 055501 (2007).
- 43 M. Bier, R. van Roij, and M. Dijkstra, *Phase diagrams of binary mixtures of oppositely charged colloids*, J. Chem. Phys. **133**, 124501 (2010).
- 44 L. Delle Site, M. Deserno, B. Dünweg, C. Holm, C. Peter, and H. Pleiner, *Modern simulation approaches in soft matter science: From fundamental understanding to industrial applications*, Verlag KOPS Universität Konstanz, 2016.
- 45 R. Messina *Electrostatics in soft matter*, J. Phys.: Cond. Matt. **21**, 113102 (2009).
- 46 J. M. Lopez-Lopez, A. Schmitt, A. Moncho-Jorda, and R. Hidalgo-Alvarez, *Stability of binary colloids: kinetic and structural aspects of heteroaggregation processes*, Soft Matter **2**, 1025-1042 (2006).
- 47 M. A. Boles, M. Engel, and D. V. Talapin, *Self-Assembly of Colloidal Nanocrystals: From Intricate Structures to Functional Materials*, Chem. Reviews **116**, 11220-11289 (2016).
- 48 R. Krause, B. D'Aguanno, J. M. Mendez-Alcaraz, G. Nägele, R. Klein, and R. Weber, *Static structure factors of binary suspensions of charged polystyrene spheres: experiment against theory and computer simulation*, J. Phys.: Condens. Matter **3**, 4459 (1991).
- 49 B. D'Aguanno, R. Krause, J. M. Mendez-Alcaraz, and R. Klein, *Structure factors of charged bidispersed colloidal suspensions*, J. Phys.: Condens. Matter **4**, 3077 (1992).
- 50 H. Löwen, J.-N. Roux, and J.-P. Hansen, *Mapping of charge polydispersity onto size polydispersity in colloidal suspensions*, J. Phys.: Condens. Matter **3**, 997 (1991).
- 51 H. Ruiz-Estrada, M. Medina-Noyola, and G. Nägele, *Rescaled mean spherical approximation for colloidal mixtures*, Phys. A **168**, 919-941 (1990).
- 52 B. D'Aguanno and R. Klein, *Integral-equation theory of polydisperse Yukawa systems*, Phys. Rev. A **46**, 7652 (1992).
- 53 S. Karanikas and A. A. Louis, *Dynamic Colloidal Stabilization by Nanoparticle Halos*, Phys. Rev. Lett. **93**, 248303 (2004).
- 54 E. N. Scheer and K. S. Schweizer, *Haloing, flocculation, and bridging in colloid-nanoparticle suspensions*, J. Chem. Phys. **128**, 164905 (2008).
- 55 L. E. Sanchez-Diaz, A. Vizcarra-Rendon, and M. Medina-Noyola, *Generalized mean spherical approximation for the multicomponent restricted primitive model*, J. Chem. Phys. **132**, 234506 (2010).
- 56 L. E. Sanchez-Diaz, G. A. Mendez-Maldonado, M. Gonzalez-Melchor, H. Ruiz-Estrada, and M. Medina-Noyola, *Equilibrium structure of the multi-component screened charged hard-sphere fluid*, J. Chem. Phys. **135**, 14504 (2011).
- 57 G. J. Ojeda-Mendoza, A. Moncho Jorda, P. Gonzalez-Mozuelos, C. Haro-Perez, and L. F. Rojas-Ochoa, *Evidence of electrostatic-enhanced depletion attraction in the structural properties and phase behavior of binary charged colloidal suspensions*, Soft Matter **14**, 1355 (2018).
- 58 A. Torres, A. Cuetos, M. Dijkstra, and R. van Roij, *Breakdown of the Yukawa model in de-ionized colloidal suspensions*, Phys. Rev. E **77**, 031402 (2008).
- 59 A. Torres, G. Tellez, and R. van Roij, *The polydisperse cell model: Nonlinear screening and charge renormalization in colloidal mixtures*, Chem. Phys. **128**, 154906 (2008).
- 60 J. M. Falcon-Gonzalez and R. Castaneda-Priego, *Renormalized jellium mean-field approximation for binary mixtures of charged colloids*, Phys. Rev. E **83**, 041401 (2011).

- 61 H. Huang and E. Ruckenstein, *Decoration of microparticles by highly charged nanoparticles*, *J. Phys. Chem. B* **117**, 6318 (2013).
- 62 H. Huang and E. Ruckenstein, *Repulsive force between two microparticles decorated with highly charged nanoparticles*, *Colloids Surf. A* **436**, 862-867 (2013).
- 63 M. Pelaez-Fernandez, J. Callejas-Fernandez, and A. Moncho-Jorda, *Effective interaction in asymmetric charged binary mixtures: The non-monotonic behaviour with the colloidal charge*, *Europ. Phys. J. E* **35**, 9798 (2012).
- 64 M. Rosenberg, F. Dekker, J. G. Donaldson, A. P. Philipse, and S. S. Kantorovich, *Self-assembly of charged colloidal cubes*, *Soft Matter* **16**, 4451-4461 (2020).
- 65 E. Allahyarov and H. Löwen, *Nonadditivity in the effective interactions of binary charged colloidal suspensions*, *J. Phys.: Condensed Matter* **21**, 424117 1-7 (2009).
- 66 E. Allahyarov, H. Löwen, and S. Trigger, *Effective forces between macroions: the cases of asymmetric macroions and added salt*, *Phys. Rev. E* **57**, 5818-5824 (1998).
- 67 G. Pellicane and C. Caccamo, *A thermodynamic self-consistent theory of asymmetric hard-core Yukawa mixtures*, *J. Phys.: Condens. Matter* **28**, 414009 (2016).
- 68 K. Yoshizawa, N. Wakabayashi, M. Yonese, J. Yamanaka, and C. P. Royall, *Stability of binary colloids: kinetic and structural aspects of heteroaggregation processes*, *Soft Matter* **8**, 11732 (2012).
- 69 H. Löwen and G. Kramposthuber, *Optimal effective pair potential for charged colloids*, *Europhys. Letters* **23**, 637-678 (1993).
- 70 J. K. Chung and A. R. Denton, *Effective electrostatic interactions in mixtures of charged colloids*, *Phys. Rev. E* **88**, 022306 (2013).
- 71 A. R. Denton, *Effective electrostatic interactions in colloid-nanoparticle mixtures*, *Phys. Rev. E* **96**, 062610 1-14 (2017).
- 72 B. M. Weight and A. R. Denton, *Structure and stability of charged colloid-nanoparticle mixtures*, *J. Chem. Phys.* **148**, 114904 (2018).
- 73 J Zeman, S Kondrat, and C. Holm, *Ionic screening in bulk and under confinement*, *J. Chem. Phys.* **155**, 204501 (2021).
- 74 E. Allahyarov, I. D'Amico, and H. Löwen, *Attraction between Like-Charged Macroions by Coulomb Depletion*, *Phys. Rev. Lett.* **81**, 1334 (1998).
- 75 E. Allahyarov, G. Gompper, and H. Löwen, *Attraction between DNA molecules mediated by multivalent ions*, *Phys. Rev. E* **69**, 041904 (2004).
- 76 J. M. Falcon-Gonzalez, C. Contreras-Aburto, M. Lara-Pena, M. Heinen, C. Avendano, A. Gil-Villegas, and R. Castaneda-Priego, *Assessment of the Wolf method using the Stillinger-Lovett sum rules: From strong electrolytes to weakly charged colloidal dispersions*, *J. Chem. Phys.* **153**, 234901 (2020).
- 77 J. Lekner, *Summation of dipolar fields in simulated liquid-vapour interfaces*, *Physica A* **157**, 826-838 (1989).
- 78 J. Lekner, *Summation of Coulomb fields in computer-simulated disordered systems*, *Physica A* **176**, 485-498 (1991).
- 79 M. Mazars, *Lekner summations*, *J. Chem. Phys.* **115**, 2955 (2001).
- 80 J. Z. Wu, D. Bratko, H. W. Blanch, and J. M. Prausnitz, *Monte Carlo simulation for the potential of mean force between ionic colloids in solutions of asymmetric salts*, *J. Chem. Phys.* **111**, 7084 (1999).
- 81 J. Wu, D. Bratko, and J. M. Prausnitz, *Interaction between like-charged colloidal spheres in electrolyte solutions*, *Proc. Natl. Acad. Sci. USA* **95**, 15169-15172 (1998).
- 82 Y.-R. Chen and C.-L. Lee, *A cell-model study on counterion fluctuations in macroionic systems: effect of non-extensiveness in entropy*, *Phys. Chem. Chem. Phys.* **16**, 297-303 (2014).
- 83 A. Gonzalez-Calderon, E. Gonzalez-Tovar, and M. Lozada-Cassou, *Very long-range attractive and repulsive forces in model colloidal dispersions*, *Euro. Phys.* **227**, 2375-2390 (2019).
- 84 H. Löwen and E. Allahyarov, *Role of effective triplet interactions in charged colloidal suspensions*, *J. Phys.: Condensed Matter* **10**, 4147-4160 (1998).
- 85 C. Russ, H. H. von Grünberg, M. Dijkstra, and R. van Roij, *Three-body forces between charged colloidal particles*, *Phys. Rev. E* **66**, 011402 (2002).
- 86 R. Henderson, *A uniqueness theorem for fluid pair correlation functions*, *Phys. Lett. A*, **49**, 197-198 (1974).
- 87 F. Frommer, M. Hanke, and S. Jansen, *A note on the uniqueness result for the inverse Henderson problem*, *J. Math. Phys.* **60**, 093303 (2019).
- 88 E. Allahyarov and H. Löwen, *Influence of solvent granularity on the effective interaction between charged colloidal suspensions*, *Phys. Rev. E* **63**, 041403 (2001).
- 89 B. Modak, Ch. N. Patra, S. K. Ghosh, and P. Das, *Structure of Colloidal Solution in Presence of Mixed Electrolytes: A Solvent Restricted Primitive Model Study*, *J. Phys. Chem. B* **115**, 12126-12134 (2011).
- 90 V. Dahirel and M. Jardat, *Effective interactions between charged nanoparticles in water: What is left from the DLVO theory?*, *Current Opinion in Colloid & Interface Science* **15**, 2-7 (2010).
- 91 C. Cruz and A. Ciach, *Phase transitions and electrochemical properties of ionic liquids and ionic liquid-solvent mixtures*, *Molecules* **26**, 3668 (2021).
- 92 S. Buyukdagli, *Explicit solvent theory of salt-induced dielectric decrement*, arXiv:2202.09812 (2022).
- 93 J. Ruiz-Franco and E. Zaccarelli, *On the role of competing interactions in charged colloids with short-range attraction*, *Annual Review of Condensed Matter Physics* **12**, 51-70 (2021).