

ChemComm

Accepted Manuscript



This is an *Accepted Manuscript*, which has been through the Royal Society of Chemistry peer review process and has been accepted for publication.

Accepted Manuscripts are published online shortly after acceptance, before technical editing, formatting and proof reading. Using this free service, authors can make their results available to the community, in citable form, before we publish the edited article. We will replace this *Accepted Manuscript* with the edited and formatted *Advance Article* as soon as it is available.

You can find more information about *Accepted Manuscripts* in the [Information for Authors](#).

Please note that technical editing may introduce minor changes to the text and/or graphics, which may alter content. The journal's standard [Terms & Conditions](#) and the [Ethical guidelines](#) still apply. In no event shall the Royal Society of Chemistry be held responsible for any errors or omissions in this *Accepted Manuscript* or any consequences arising from the use of any information it contains.



Journal Name

ARTICLE

Preparation of difluoromethylthioethers through difluoromethylation of disulfides using TMS-CF₂H

Joseph L. Howard, Christiane Schotten, Stephen T. Alston, and Duncan L. Browne*

Received 00th January 20xx,
Accepted 00th January 20xx

DOI: 10.1039/x0xx00000x

www.rsc.org/

We report an operationally simple, metal-free approach for the late-stage introduction of the important lipophilic hydrogen-bond donor motif, SCF₂H. This reaction converts diaryl- and dialkyl-disulfides into the corresponding aryl/alkyl-SCF₂H through the nucleophilic transfer of a difluoromethyl group with good functional group tolerance. This method is notable for its use of commercially available TMS-CF₂H, and does not rely on the need for handling of sensitive metal complexes.

The fluorination of organic molecules continues to lead to materials with improved properties with which to fuel our modern society. As testament to the dramatic improvements available by the fluorination of organic materials, recent years have seen a growth, at the discovery phase, of a late-stage fluorine scanning approach.¹ Such an approach looks to fine-tune physicochemical properties by the inclusion of fluorine atoms.² Whilst some effects of fluorination can be rationally predicted and thus provide a toolbox to guide fine-tuning, several key observations have not been predictable, but have lead to exciting new observations for organo-fluorine chemistry.³ It is perhaps owing to this rich-seam of uncharted beneficial effects that the synthesis community are increasingly interested in organo-fluorine methods. In contrast to this late-stage approach however, there is now increasing pressure to reduce the amount of fluorinated waste materials making it into waste streams and eventually in to the ecosystem. Especially given that degradation of fluororous compounds through standard biological processes is greatly retarded by nature's poor ability to process fluorinated materials.⁴ As a fine balance between this dichotomy we are interested in developing rationally designed methods for late stage fluorination approaches to under-represented fluororous motifs. Herein our particular focus has been on the series consisting of fluorinated methylthioethers R-SCF_xH_(3-x) (Figure 1). Initially we considered the x = 0 state; methylthioethers. This motif is rarely present in biologically active materials, owing to a poor metabolic profile characterised by oxidation at

sulfur by cytochromes (such as P450). The resultant sulfoxides/sulfones are then more easily cleared before the target is reached. Notably, stable sulfoxides and sulfones are not uncommonly found in biologically active materials.⁵ Assessment of the fully fluorinated variant; x = 3 state, highlights several examples of this motif present in successful-to-market biologically active materials.⁶ From an electronics perspective the sulfur atom in this case is more electron deficient (than in the x = 0 case) so the rate of oxidation through a nucleophilic at sulfur mechanism is greatly reduced (comparatively), resulting in reduced metabolism and reduced clearance levels. This leads to an ability for these molecules to reach the intended target before being metabolically cleared. This is however an over simplified view as the clogP or lipophilicity of SCF₃ is also different (greater) from that of SCH₃.⁷ Increased lipophilicity manifests in to a number of phenomena, not the least of which include less specific binding to enzymes and better transport across the blood:brain barrier. Regarding the x = 2 state, the SCF₂H motif maintains many of the properties displayed by SCF₃, but, in addition, gains hydrogen-bond donor capabilities. Thus SCF₂H essentially serves as a lipophilic hydrogen-bond donor motif for drug discovery, however the range of methods for the preparation of this motif are relatively narrow (compared to SCF₃).

properties of thioethers and fluororous congeners - R-SCF_xH_(3-x)

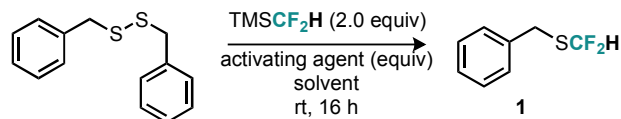
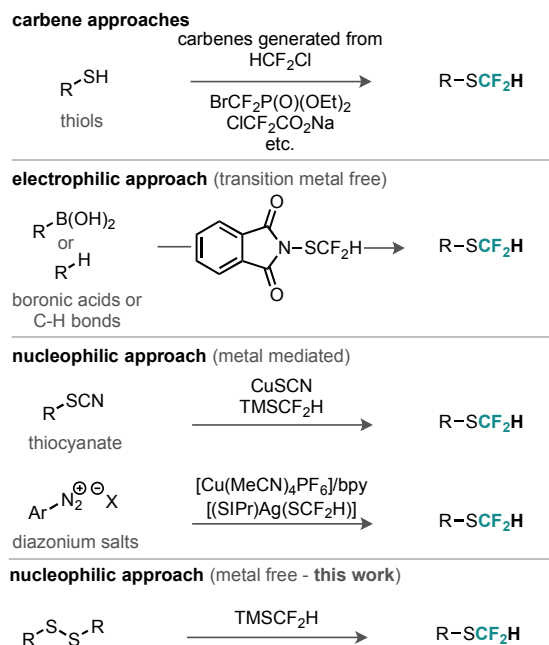
- | | | |
|--|--|--|
| <ol style="list-style-type: none"> ① R-SCH₃ ② R-SCFH₂ ③ R-SCF₂H ④ R-SCF₃ | | <ul style="list-style-type: none"> ■ oxidation potential at sulfur reduced ■ lipophilicity increased ■ prevalence in effective biologically active materials increases ■ methods for preparation of 1 and 4 well known, 2 and 3 lesser known |
|--|--|--|

Figure 1 Effect of fluorine addition on thioethers

^a School of Chemistry, Cardiff University, Main Building, Park Place, Cardiff, CF10 3AT, UK. E-mail dlbrowne@cardiff.ac.uk

† Footnotes relating to the title and/or authors should appear here.

Electronic Supplementary Information (ESI) available: [details of any supplementary information available should be included here]. See DOI: 10.1039/x0xx00000x



Entry	activating agent (equiv)	solvent	yield ^a
1	TBAF (2.0)	THF	14%
2	CsF (2.0)	THF	1%
3	KF (2.0)	THF	0%
4	<i>t</i> -BuOK (2.0)	THF	5%
5	Cu/ <i>t</i> -BuOK (2.0)	THF	4%
6	Cu/CsF (2.0)	THF	0%
7	KF (2.0)	MeCN	0%
8	CsF (2.0)	MeCN	10%
9	KF (2.0)	DMA	3%
10	CsF (2.0)	DMA	16%
11	CsF (2.0)	DMF	5%
12	CsF (2.0)	DMSO	39%
13	CsF (2.0)	NMP	63%
14 ^b	CsF (2.0)	NMP	36%
15 ^c	CsF (2.0)	NMP	76%
16 ^c	CsF (4.0)	NMP	73%
17	CsF (4.0)	NMP	52%
18 ^c	CsF (8.0)	NMP	82%

spectroscopy with internal standard (b) reaction conducted at 60 °C, (c) 4 equiv of TMSCF₂H used

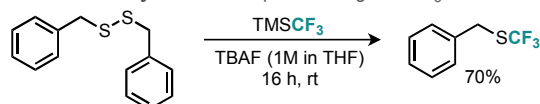
Scheme 1 Synthetic routes to difluoromethylthioethers

The most commonly explored approach to the SCF₂H motif features the *in situ* generation of difluorocarbene followed by nucleophilic attack from a thiol or thiolate and protonation of the resulting difluoromethide (Scheme 1).⁸ With increasing attention in this moiety there have been recent examples of methods developed for its late stage introduction. For example an electrophilic strategy was reported, whereby *N*-difluoromethylthiophthalimide was demonstrated for the direct difluoromethylthiolation of a range of nucleophilic substrates such as boronic acids and aromatic C-H bonds.⁹ Shen has also developed a metal mediated nucleophilic protocol for the conversion of aromatic diazonium salts in to the corresponding aryl-SCF₂H compounds using [(SIPr)Ag(SCF₂H)] as the SCF₂H source.¹⁰

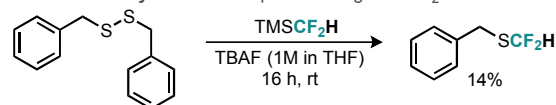
Table 1 Optimisation of reaction conditions (a) Yields calculated using ¹⁹F NMR

Experimental Observations

■ trifluoromethylation of disulphides using TMSCF₃

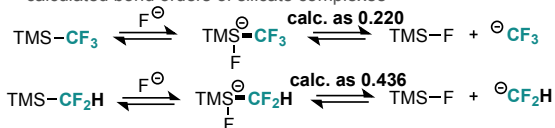


■ difluoromethylation of disulphides using TMSCF₂H



Justification

■ calculated bond orders of silicate complexes

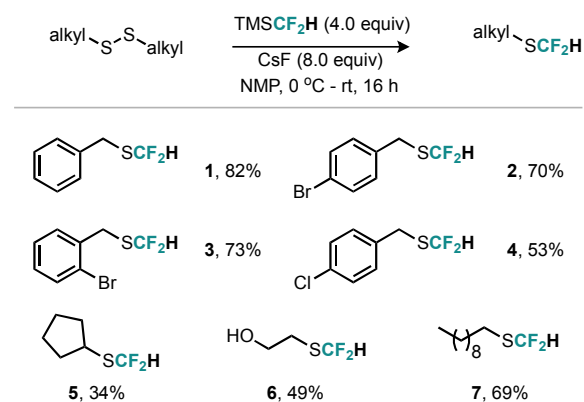


Hypothesis

■ destabilise silicate and/or stabilise anion through optimisation of activating agent and solvent choice

An alternative copper mediated approach was reported for the conversion of thiocyanates or aryl diazonium salts using TMSCF₂H.¹¹ Our approach was to develop an operationally simple method, whereby transfer of the required fluorinated carbon unit from a silicate complex to a disulfide electrophile would result in formation of the difluoromethylthioether. Indeed, during the course of our studies, very recently Zhang, Zhu and co-workers published on an identical strategy¹² Notably an analogous approach exists for trifluoromethylation of disulfides as reported by Langlois.¹³ In this instance the Ruppert-Prakash reagent, activated by fluoride from TBAF was shown to transfer to the corresponding benzylic disulfides in good yield. It was noted that aromatic disulfides offer poor conversion under these conditions with a single example reported (Scheme 2). For the difluoromethylthioether we initially commenced by simply repeating this approach with TMSCF₂H. Under these conditions, a poor conversion of 14% was found and a control experiment in our hands highlighted that the work of Langlois was perfectly reproducible. This observation suggested that the lower conversion for -CF₂H variants is inherent in the reactivity of these species. Indeed a report from Fuchikami describes the stability of both the TMSCF₃ and the TMSCF₂H fluoro-silicate complexes.¹⁴ Notably the authors calculate that the bond order (a reflection on the ion formation potential) for TMSCF₃ was approximately half that of TMSCF₂H, at 0.220, implying that the difluoromethylsilicate complex was less prone to generating the required difluoromethyl anion species. We hypothesised that appropriate choice of activating agent and solvent could help to destabilise the silicate complex and/or stabilise the desired nucleophile transfer. Our studies commenced by treating a solution of dibenzyl disulfide and TMSCF₂H in THF with a range of activating agents (Table 1). Notably a range of

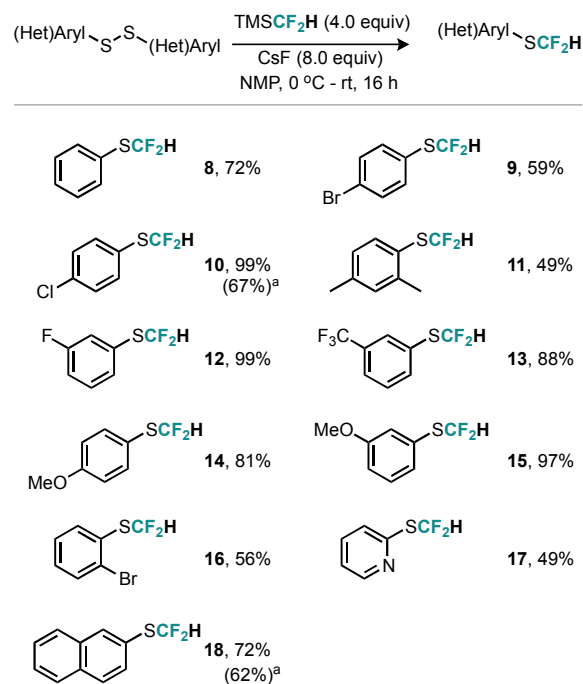
fluoride sources, *t*-BuOK (previously shown to effectively activate TMSCF_2H),¹⁵ and a combination of either of these with



Scheme 3 Reaction scope for dialkyldisulfides

copper (I) salts failed to provide much conversion to the desired product. Upon switching to different solvents, it was found that simple fluoride sources could perform the required activation with CsF out-performing KF in both acetonitrile and *N,N*-dimethylacetamide (cf entries 7 & 8 and entries 9 & 10, Table 1). Indeed, further solvent probing with CsF highlighted *N*-methylpyrrolidine as optimal, affording the desired product in 63% conversion. An increase in reaction temperature resulted in a poorer reaction yield, (Table 1, entry 14, 36 %). Optimal conditions were reached by increasing the equivalents of TMSCF_2H and CsF further (entry 18, 82% yield). With optimal conditions in hand for the metal-free nucleophilic difluoromethylation of dibenzyldisulfide we then turned attention to the generality of the scope of this method with respect to dialkyldisulfides. We evaluated several methods for the reliable and rapid synthesis of disulfide starting materials and found treatment of thiols with inexpensive dibromodimethylhydantoin to be the most effective.¹⁶ Pleasingly, a range of dibenzyldisulfides underwent the difluoromethylation reaction to provide the products in good yield (Scheme 3), including the *ortho*-bromo derivative **3** (73% yield). Non-benzylic substrates also participated in the reaction, including secondary alkyl disulfides, with the cyclopentyl variant **5** proceeding in 34 % yield. Free alcohols are also amenable under the present methodology, with the difluoromethylthioether **6** undergoing reaction in 49% yield. However, in stark contrast to the trifluoromethylation approach reported by Langlois, the present method of difluoromethylation was highly effective on diaryldisulfides. As shown in Scheme 4, diaryldisulfides convert to the desired fluorinated products with good to excellent conversion. Both electron rich and electron poor examples proceed well, as do *ortho*-substituted systems and heteroaromatics, with a 2-pyridyl example converting to the SCF_2H product (**17**) in 49% yield. Notably, whilst we have proven that isolation and accurate depiction of isolated yields is somewhat hampered by compound volatility, we believe that the late stage fluorination of more advanced drug-like scaffolds (higher molecular weight) would permit ready isolation of the SCF_2H material as

testament to this compounds **10** and **18** have been found to be isolable.¹⁷



Scheme 4 Reaction scope for diaryldisulfides (a) isolated yield.¹⁷

Conclusions

In summary, we report conditions for the preparation of a range of difluoromethylthioethers from their corresponding disulfide starting materials. The reported method is operationally simple, metal-free and uses commercially available fluorinating agents. The method is applicable to a range of dialkyldisulfides and diaryldisulfides and is tolerant to a range of functionalities, including free alcohols and pyridine nitrogens.

Acknowledgements

We thank the School of Chemistry, Cardiff University for generous support, Fluorochem for kind donations of TMSCF_2H and the EPSRC UK National Mass Spectrometry Facility at Swansea University for mass spec data.

Notes and references

- For some overviews in the area of organofluorine chemistry see: (a) C. N. Neumann and T. Ritter, *Angew. Chemie Int. Ed.*, 2015, **54**, 3216. (b) I. Hyohdoh, N. Furuichi, T. Aoki, Y. Itezo, H. Shirai, S. Ozawa, F. Watanabe, M. Matsushita, M. Sakaitani, P. S. Ho, K. Takanashi, N. Harada, Y. Tomii, K. Yoshinari, K. Ori, M. Tabo, Y. Aoki, N. Shimma and H. Iikura, *Med. Chem. Lett.*, 2013, **4**, 1059. (c) T. Furuya, C. A. Kuttruff and T. Ritter, *Curr. Opin. Drug Discov. Dev.*, 2008, **11**, 803. (d) J. Wang, M. Sánchez-Roselló, J. L. Aceña, C. del Pozo, A. E.

- Sorochinsky, S. Fustero, V. A. Soloshonok and H. Liu, *Chem. Rev.*, 2014, **114**, 2432. (e) J.-P. Bégue and D. Bonnet-Delpon, *J. Fluor. Chem.*, 2006, **127**, 992. (f) K. L. Kirk, *Org. Process Res. Dev.*, 2008, **12**, 305. (g) S. Purser, P. R. Moore, S. Swallow and V. Gouverneur, *Chem. Soc. Rev.*, 2008, **37**, 320. (h) W. K. Hagmann, *J. Med. Chem.*, 2008, **51**, 4359. (i) N. A. Meanwell, *J. Med. Chem.*, 2011, **54**, 2529. (j) D. T. Wong, K. W. Perry and F. P. Bymaster, *Nat. Rev. Drug Discovery*, 2005, **4**, 764. (k) X.-H. Xu, K. Matsuzaki and N. Shibata, *Chem. Rev.*, 2015, **115**, 731. (l) P. Jeschke, *ChemBioChem*, 2004, **5**, 570. (m) K. Müller, C. Faeh and F. Diederich, *Science*, 2007, **317**, 1881. (n) L. M. Yagupol'skii, A. Y. Il'chenko and N. V. Kondratenko, *Russ. Chem. Rev.*, 1974, **43**, 32. (o) D. L. Browne, *Synlett*, 2015, **26**, 33. (p) T. Liang, C. N. Neumann and T. Ritter, *Angew. Chem., Int. Ed.*, 2013, **52**, 8214. (q) J.-A. Ma and D. Cahard, *Chem. Rev.*, 2004, **104**, 6119.
- 2 (a) B. E. Smart, *J. Fluorine Chem.*, 2001, **109**, 3. (b) M. Morgenthaler, E. Schweizer, A. Hoffmann-Röder, F. Benini, R. E. Martin, G. Jaeschke, B. Wagner, H. Fischer, S. Bendels, D. Zimmerli, J. Schneider, F. Diederich, M. Kansy and K. Müller, *ChemMedChem*, 2007, **2**, 1100. (c) R. Filler and R. Saha, *Future Med. Chem.*, 2009, **1**, 777. (d) D. B. Berkowitz and M. Bose, *J. Fluor. Chem.*, 2001, **112**, 13. (e) D. O' Hagan, *J. Fluorine Chem.* 2010, **131**, 1071.
- 3 (a) K. Müller, C. Faeh and F. Diederich, *Science*, 2007, **317**, 1881. (b) M. Schlosser, *Angew. Chemie Int. Ed.*, 1998, **110**, 1496. (c) A. Bondi, *J. Phys. Chem.*, 1964, **68**, 441. (d) J. D. Dunitz and R. Taylor, *Chem. Eur. J.*, 1997, **3**, 89.
- 4 (a) B. D. Key, R. D. Howell and C. S. Criddle, *Environ. Sci. Technol.*, 1997, **31**, 2445. (b) D. O'Hagan, C. Schaffrath, S. L. Cobb, J. T. G. Hamilton and C. D. Murphy, *Nature*, 2002, **416**, 279. (c) G. W. Gribble, *Naturally Occurring Organofluorines. Handbook of Environmental Chemistry*, Vol. 3, Part N, Ed. A. H. Neilson, Springer-Verlag: Berlin.
- 5 (a) X. Chen, S. Hussain, S. Parveen, S. Zhang, Y. Yang and C. Zhu, *Curr. Med. Chem.*, 2012, **19**, 3578. (b) R. Bentley, *Chem. Soc. Rev.*, 2005, **34**, 609.
- 6 (a) V. N. Boiko, *Beilstein J. Org. Chem.*, 2010, **6**, 880. (b) J. F. Giudicelli, C. Richer and A. Berdeaux, *Br. J. Clin. Pharmacol.*, 1976, **3**, 113. (c) M. Diaferia, F. Veronesi, G. Morganti, L. Nisoli and D. P. Fioretti, *Parasitol. Res.*, 2013, **112**, 163.
- 7 C. Hansch, a Leo, S. H. Unger, K. H. Kim, D. Nikaitani and E. J. Lien, *J. Med. Chem.*, 1973, **16**, 1207.
- 8 (a) J. Hine and J. J. Porter, *J. Am. Chem. Soc.*, 1960, **82**, 6118. (b) P. Deprez and J. P. Vevert, *J. Fluor. Chem.*, 1996, **80**, 159. (c) Y. Zafrani, G. Sod-Moriah and Y. Segall, *Tetrahedron*, 2009, **65**, 5278. (d) K. Fuchibe, M. Bando, R. Takayama and J. Ichikawa, *J. Fluorine Chem.*, 2015, **171**, 133. (e) V. P. Mehta and M. F. Greaney, *Org. Lett.* 2013, **15**, 5036. (f) G. K. Surya Prakash, S. Krishnamoorthy, S. Kar and G. A. Olah, *J. Fluorine Chem.*, 2015, **180**, 186. (g) W. Zhang, J.-M. Zhu and J.-B. Hu, *Tetrahedron Lett.*, 2008, **49**, 5006. (h) Y. Fujiwara, J. A. Dixon, R. A. Rodriguez, R. D. Baxter, D. D. Dixon, M. R. Collin, D. G. Blackmond and P. S. Baran, *J. Am. Chem. Soc.*, 2012, **134**, 1494. (i) W. Zhang, F. Wang and J. Hu, *Org. Lett.*, 2009, **11**, 2109. (j) G. K. Surya Prakash, Z. Zhang, F. Wang, C.-F. Ni and G. A. Olah, *J. Fluorine Chem.*, 2011, **132**, 792. (k) L.-C. Li, F. Wang, C.-F. Ni and J.-B. Hu, *Angew. Chem., Int. Ed.*, 2013, **52**, 12390.
- 9 D. Zhu, Y. Gu, L. Lu and Q. Shen, *J. Am. Chem. Soc.*, 2015, **137**, 10547.
- 10 J. Wu, Y. Gu, X. Leng and Q. Shen, *Angew. Chem. Int. Ed.*, 2015, **54**, 7648.
- 11 (a) B. Bayarmagnai, C. Matheis, K. Jouvin and L. J. Gooßen, *Angew. Chem. Int. Ed.*, 2015, **54**, 5753. (b) K. Jouvin, C. Matheis and L. J. Gooßen, *Chem. Eur. J.*, 2015, **21**, 14324. (c) C. Matheis, M. Wang, T. Krause and L. J. Gooßen, *Synlett*, 2015, **26**, 1628. (d) G. Danoun, B. Bayarmagnai, M. F. Gruenberg and L. J. Gooßen, *Chem. Sci.* 2014, **5**, 1312.
- 12 During the preparation of this manuscript, we became aware of the work of J.-B. Han, H.-L. Qin, S.-H. Ye, L. Zhu and C.-P. Zhang, *J. Org. Chem.*, 2016, **81**, 2506.
- 13 T. Billard and B. R. Langlois, *Tetrahedron Lett.*, 1996, **37**, 6865.
- 14 T. Hagiwara and T. Fuchikami, *Synlett*, 1995, **7**, 717.
- 15 (a) Y. Zhao, W. Huang, J. Zheng and J. Hu, *Org. Lett.*, 2011, **13**, 5342. (b) P. S. Fier and J. F. Hartwig, *J. Am. Chem. Soc.*, 2012, **134**, 5524.
- 16 See the supporting information for details of this method adapted from A. Khazaei, M. A. Zolfigol and A. Rostami, *Synthesis*, 2004, **18**, 2959.
- 17 Isolated by a counter-current style extraction and column chromatography, see the supporting information for details. Value of 'isolated yield' proven to be largely subjective owing to the volatility of these compounds, ¹⁹F-NMR with an internal standard provides a less subjective measure of reaction performance.