

# RSC Advances



This is an *Accepted Manuscript*, which has been through the Royal Society of Chemistry peer review process and has been accepted for publication.

*Accepted Manuscripts* are published online shortly after acceptance, before technical editing, formatting and proof reading. Using this free service, authors can make their results available to the community, in citable form, before we publish the edited article. This *Accepted Manuscript* will be replaced by the edited, formatted and paginated article as soon as this is available.

You can find more information about *Accepted Manuscripts* in the [Information for Authors](#).

Please note that technical editing may introduce minor changes to the text and/or graphics, which may alter content. The journal's standard [Terms & Conditions](#) and the [Ethical guidelines](#) still apply. In no event shall the Royal Society of Chemistry be held responsible for any errors or omissions in this *Accepted Manuscript* or any consequences arising from the use of any information it contains.

# Lewis acid-base bifunctional aluminum-salen catalysts: synthesis of cyclic carbonates from carbon dioxide and epoxides†

Received 00th January 20xx,  
Accepted 00th January 20xx

DOI: 10.1039/x0xx00000x

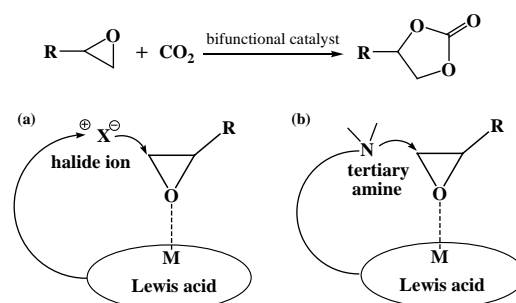
www.rsc.org/

Yanwei Ren, Ou Jiang, Hang Zeng, Qiuping Mao and Huanfeng Jiang\*

Two Lewis acid-base bifunctional monometallic aluminum-salen complexes were prepared based on a new type of salen ligands pending two N-methylhomopiperazine moieties at 3,3'-position. The Al(salen) complexes proved to be efficient and recyclable homogeneous catalysts towards the organic solvent-free synthesis of cyclic carbonates from epoxides and CO<sub>2</sub> in the absence of a co-catalyst, in which >90% yield of cyclic carbonate could be obtained under relatively mild conditions. The catalysts can be easily recovered and five times reused without significant loss of activity and selectivity. Furthermore, the Lewis acid-base cooperative activation mechanisms by the bifunctional Al(salen) complexes was proposed according to experimental data.

## Introduction

Carbon dioxide (CO<sub>2</sub>) is one of the greenhouse effect gases but it has been attracting much attention as a nontoxic, nonflammable, highly abundant and renewable C1 feedstock for organic synthesis in recent years.<sup>1</sup> One of the most promising reactions for the easy and economical chemical fixation of CO<sub>2</sub> is the synthesis of cyclic carbonates via the 100% atom-economical cycloaddition of epoxides with CO<sub>2</sub>, since cyclic carbonates products are widely used as electrolytes in lithium-ion batteries, fine chemical intermediates, and aprotic high-boiling polar solvents.<sup>2</sup> The driving force for this process is provided by the release of the ring strain energy in the three-membered ring of the epoxide to afford the more stable five-membered cyclic product, even though CO<sub>2</sub> is such a kinetically and thermodynamically stable molecule. The use of catalysts, especially metallosalen-based binary or bifunctional electrophile-nucleophile systems,<sup>3</sup> significantly facilitates this transformation under relatively mild conditions. Among them, ionic bifunctionality (as shown in Scheme 1a, a Lewis acid (metal center) and a halide anion X<sup>-</sup> (nucleophile) are required) has proven to be highly useful in various cases to create more powerful catalyst mediators. On the other hand, for the first time, we recently reported a new type of bifunctional single-component M-salphen (salphen = N, N'-bis(salicylaldehyde-o-phenylenediamine)) catalysts system (Scheme 1b) that involves tertiary amine moiety as Lewis base and metal center as Lewis acid within one structure.<sup>4</sup> The catalysis data support the synergistic effect of the Lewis acidic site and tertiary amine nucleophile resulting in markedly improved catalytic behaviour



**Scheme 1** Cooperative activation of epoxide with bifunctional catalysts.

compared with a system that lacks a Lewis base. More importantly, this structural design increases the stability of catalysts compared with the ionic bifunctional systems, therefore enhances their recycling performance which are also decisive criteria for possible large-scale application. These results stimulate us to exploit the more efficient and easy-recycling bifunctional non-ionic salen catalysts towards the fixation of CO<sub>2</sub> for cyclic carbonates under mild conditions.

The Lewis acid of aluminum has already been successfully exploited to provide catalyst systems for the cycloaddition of CO<sub>2</sub> and epoxides.<sup>3c-e, 5</sup> Of these reports, the  $\mu$ -oxo-bimetallic Al(salen) complexes have been developed by North and co-workers, which provided a highly-active system under room temperature and atmospheric pressure conditions. However, in this case the introduction of highly polar ionic groups to these complexes often leads to the decreased solubility of catalyst in epoxide substrate; in turn, relatively low catalytic activity was obtained compared to the binary catalyst system.<sup>5f-i</sup> More recently, Lu studied a bifunctional Al(salen) framework in conjunction with intramolecular quaternary ammonium salts as co-catalysts that can efficiently catalyze the regioselective ring opening of three-membered

School of Chemistry and Chemical Engineering, South China University of Technology, Guangzhou, 510640, China.  
E-mail: Jianghf@scut.edu.cn.

† Electronic Supplementary Information (ESI) available: [Copies of relevant NMR, MS and IR spectra for ligands and complexes]. See DOI: 10.1039/x0xx00000x

heterocyclic compounds (epoxides or N-substituted aziridines) at various temperatures in coupling reactions with CO<sub>2</sub>, affording the corresponding five-membered cyclic products with complete configuration retention at the methane carbon.<sup>3c</sup> Ji recently also reported a series of monometallic Al (salen) complexes prepared by covalent linkage of the imidazolium-based ionic liquid moieties containing various polyether chains with the salen ligands, which presented excellent "CO<sub>2</sub> capture" capability in the context of organic carbonates formation.<sup>3d</sup> Furthermore, to date, the highest activity, with a turnover frequency of up to 36000 h<sup>-1</sup>, was also realized by a binary ionic catalytic system consisting of an aluminum-aminotriphenolate complex and quaternary ammonium salt, and this catalyst system exhibited broad substrate scope and functional group tolerance in the formation of cyclic carbonates.<sup>5c</sup>

Based on above fact that aluminum represents the stronger Lewis acidity for the ring-opening of the epoxide<sup>5</sup> and our previous work towards the CO<sub>2</sub> fixation over bifunctional single-component M(salen) catalysts,<sup>4</sup> herein, we report two new bifunctional Al (salen) complexes (Scheme 2, achiral **1a** and chiral **1b**) consisting of tertiary amine moiety as Lewis base and metal center as Lewis acid within one molecule. The tertiary amine moieties in these two catalysts could not only increase the solubility of CO<sub>2</sub> in reaction liquid phase due to the large affinity of aliphatic amines towards CO<sub>2</sub>, but also provide an inherent nucleophile in the reaction of CO<sub>2</sub> with epoxides under solvent-free and additive-free conditions. Notably, these catalysts are easily recycled and can be conveniently reused, which is an important aspect in the development of practical processes.

## Experimental

### Materials and methods

N-methylhomopiperazine, Propylene oxide (PO), 1,2-epoxybutane, epichlorohydrin, glycidol, allyl glycidyl ether, methyl glycidyl ether, styrene oxide and cyclohexene oxide were purchased from TCI. Diethyl aluminum chloride (Et<sub>2</sub>AlCl, 1.0 M solution in toluene) were obtained by J&K Scientific Ltd. Other commercially available chemicals were laboratory grade reagents from local suppliers. All solvents were purified by standard procedures.<sup>6</sup> 5-bromo-2-hydroxy-3-(4-methylhomopiperazine-1-ylmethyl)-benzaldehyde was synthesized according to our published procedures.<sup>7</sup> Mononuclear M(salphen) catalysts **2a** and **2b** were synthesized according to our recent work.<sup>4</sup> Mononuclear Al (salen) catalysts **3a** and **3b** were synthesized according to previous literature.<sup>8</sup>

Elemental analyses for C, H, and N were carried out using a Vario EL III Elemental Analyzer. <sup>1</sup>H NMR and <sup>13</sup>C NMR were done on a Bruker Model AM-400 (400 MHz) spectrometer.<sup>27</sup>Al NMR spectra were recorded on a Bruker Avance III HD 600M spectrometer. Infrared (IR) spectra were measured from a KBr pellets on a Nicolet Model Nexus 470 FT-IR spectrometer in

the range of 4000-400 cm<sup>-1</sup>. Mass spectra (MS) were measured on a Bruker HCT-plus mass spectrometer. Gas chromatography (GC) spectrometry was recorded on Agilent 7820A system that was equipped with a 0.25 mm × 30 m DB-WAX capillary column (or Supelco-β-DEX 225 chiral column) and the FID detector.

### Synthetic procedures

**Synthesis of salen Ligands H<sub>2</sub>L<sup>S1</sup> and H<sub>2</sub>L<sup>S2</sup>.** The anhydrous ethanol solution (20 mL) of ethylenediamine (5 mmol, 0.3 g) was added dropwise into the solution of 5-bromo-2-hydroxy-3-(4-methylhomopiperazine-1-ylmethyl)-benzaldehyde (10 mmol) in anhydrous ethanol (20 mL) in a 1:2 molar ratio at room temperature. The resulting mixture was refluxed for another 12 h; following this, the solvent was evaporated to dryness and the salen ligand H<sub>2</sub>L<sup>S1</sup> was obtained as an orange powder, used without further purification. Yield: 96%. <sup>1</sup>H NMR (CDCl<sub>3</sub>), δ=8.34(2H), 7.50(2H), 7.34(2H), 3.94(4H), 3.70(4H), 2.79-2.81(8H), 2.69-2.72(8H), 2.40(6H), 1.86(4H). <sup>13</sup>C NMR(CDCl<sub>3</sub>), δ=164.4, 158.3, 135.1, 131.6, 128.9, 120.2, 110.2, 59.7, 58.2, 57.6, 56.9, 55.9, 54.5, 54.2, 46.9, 27.0, 18.5. MS (MALDI<sup>+</sup>) for C<sub>30</sub>H<sub>42</sub>Br<sub>2</sub>N<sub>6</sub>O<sub>2</sub>: m/z, calcd (M + H<sup>+</sup>): 679.5, found: 679.2.

The preparation of H<sub>2</sub>L<sup>S2</sup> was similar to that of H<sub>2</sub>L<sup>S1</sup> except that (R,R)-1,2-diaminocyclohexane was used in place of ethylenediamine. Yellow powder were obtained in 98%. <sup>1</sup>H NMR (CDCl<sub>3</sub>), δ=8.20(2H), 7.47(2H), 7.21(2H), 3.67(4H), 3.31(2H), 2.70-2.82(16H), 2.41(6H), 1.72-1.88(8H), 1.46(2H), 1.26(2H). <sup>13</sup>C NMR(CDCl<sub>3</sub>), δ=163.1, 158.4, 135.0, 131.8, 129.0, 119.9, 110.0, 72.5, 57.6, 56.8, 55.6, 54.4, 54.2, 46.8, 32.9, 26.9, 24.1, 18.4. MS (ESI) for C<sub>34</sub>H<sub>48</sub>Br<sub>2</sub>N<sub>6</sub>O<sub>2</sub>: m/z, calcd (M + H<sup>+</sup>): 733.6, found: 733.2.

**Synthesis of catalysts 1a and 1b.** Under nitrogen protection and constant stirring at 40 °C, to a 100 mL round-bottom flask containing the above-obtained salen ligands H<sub>2</sub>L<sup>S1</sup> (or H<sub>2</sub>L<sup>S2</sup>) (4 mmol), anhydrous toluene (30 mL) was added via a hypodermic syringe to dissolve the ligand, and then a little excess of Et<sub>2</sub>AlCl (1.0 M solution in toluene, 4.1 mL, 4.1 mmol) was added slowly. The reaction was highly exothermic and resulted in a yellow solution and a yellow solid. The resulting yellow mixture was refluxed for an additional 4 h. after removal of the solvent under vacuum, the mixture was washed with ether several times and then dried at 40 °C under vacuum to obtain light yellow powders of **1a** or **1d**. Yield: 90%. For **1a**: FT-IR (KBr): 3421, 2948, 1643, 1549, 1469, 1446, 1426, 1388, 1309, 1218, 1134, 1046, 877, 763, 690, 530. <sup>1</sup>H NMR (CD<sub>3</sub>OD), δ= 8.50(2H), 7.69(2H), 7.54(2H), 3.90-4.08(8H), 3.30(4H), 3.20-3.36(8H), 3.00-3.15(4H), 2.77(6H), 2.11(4H). <sup>13</sup>C NMR(CD<sub>3</sub>OD), δ=169.1, 163.9, 139.6, 137.0, 131.2, 129.9, 129.3, 126.3, 122.3, 107.9, 57.2, 56.9, 55.2, 54.7, 52.5, 45.7, 25.7. <sup>27</sup>Al NMR(CD<sub>3</sub>OD), δ=70.0, 14.6, 7.8. MS (MALDI<sup>+</sup>): 739.9 [M+H]<sup>+</sup>. Anal. Calcd. for C<sub>30</sub>H<sub>40</sub>AlBr<sub>2</sub>ClN<sub>6</sub>O<sub>2</sub>: C 48.76, H 5.46, N 11.37; found: C 49.18, H 5.48, N 11.22. For **1b**: FT-IR (KBr): 3501, 3001, 2934, 1630, 1598, 1478, 1464, 1427, 1389, 1361, 1302, 1269, 1233, 1201,

1171, 1089, 1031, 974, 936, 866, 798, 769, 704, 558, 446.  $^1\text{H}$  NMR ( $\text{CD}_3\text{OD}$ ),  $\delta$  = 8.43(2H), 7.69(2H), 7.20(2H), 3.99(4H), 3.48(2H), 3.25-3.38(8H), 2.80-2.95(8H), 2.31(6H), 1.98-2.17(8H), 1.50(4H).  $^{13}\text{C}$  NMR( $\text{CD}_3\text{OD}$ ),  $\delta$ =165.7, 163.6, 130.2, 129.3, 126.4, 122.2, 108.1, 65.3, 58.0, 57.0, 56.7, 55.2, 52.2, 45.6, 28.4, 25.1, 21.6.  $^{27}\text{Al}$  NMR( $\text{CD}_3\text{OD}$ ),  $\delta$  = 70.0, 13.7, 8.8. MS (MALDI $^+$ ): 794.3[M+H] $^+$ . Anal. Calcd. for  $\text{C}_{34}\text{H}_{48}\text{Br}_2\text{N}_6\text{O}_2$ : C 51.36, H 6.08, N 10.57; found: C 50.75, H 5.69, N 10.82.

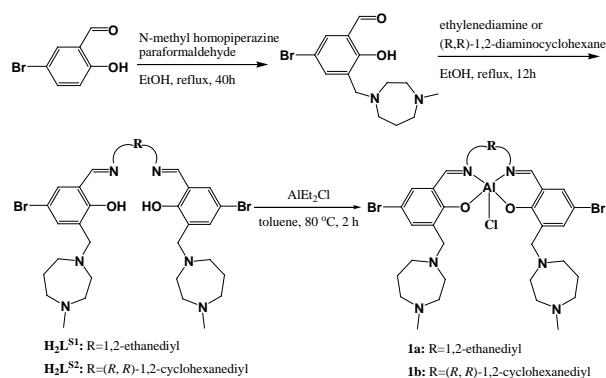
**Representative procedure for the reaction of  $\text{CO}_2$  with epoxides.** A 10-mL stainless steel reactor was added with catalyst (0.1 mmol) and a magnetic stirring bar. Then the epoxide (10.0 mmol) was added and the steel reactor was charged under a constant pressure of  $\text{CO}_2$  (2 MPa) for 1 min and heated to the desired temperature. After reaction completion, the reactor was cooled down to 0  $^\circ\text{C}$  and the excess  $\text{CO}_2$  was released carefully. The reaction mixture was collected by adding 5 mL of ether and a sample was taken for GC analysis (using 1,3,5-trimethylbenzene as an internal standard) to determine yield and selectivity.

For recycling studies of catalyst **1a** (or **1b**), propylene carbonate was separated from the catalyst by adding ether. The catalyst precipitates was recovered by centrifugation. Afterwards, the catalyst was dried at 50  $^\circ\text{C}$  for 6 h in vacuum. By adding the same amount of epoxide (10.0 mmol), the next catalytic run was started.

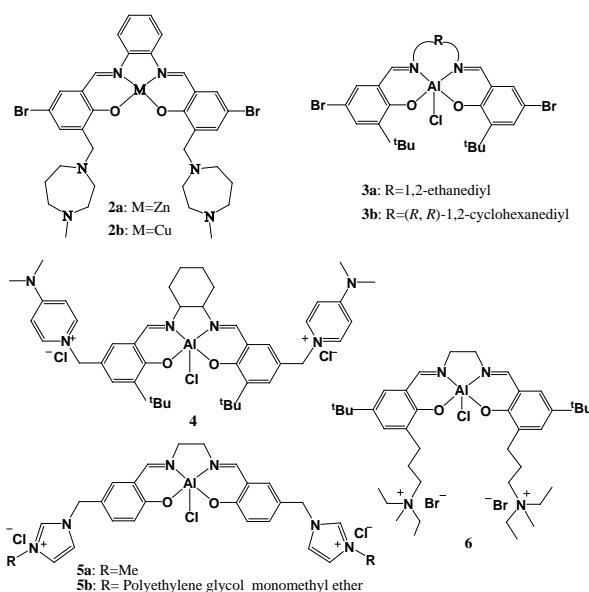
## Results and discussion

### Preparation of catalysts

The synthetic route for the Al(salen) catalysts **1a** and **1b** is illustrated in Scheme 2. The first key step in the preparation was accomplished by an aromatic Mannich reaction, introducing a tertiary amine group (N-methylhomopiperazine) into 3-position of 5-bromosalicylaldehyde, which allowed the subsequent aldehydic-amide (2:1) condensation with ethylenediamine or (R,R)-1,2-diaminocyclohexane to form salen ligands. Treatment of the salen ligand with diethyl aluminum chloride (1.0 M solution in toluene) under nitrogen gave light yellow solid powders of **1a** or **1d**. All attempts to obtain a single crystal of **1a** (or **1d**) suitable for X-ray crystallography were unsuccessful, partly due to the coordination between  $\text{Al}^{3+}$  and salen ligands is rapid and the inert coordination bonds between  $\text{Al}^{3+}$  cation and ligand anion make ligand-exchange reactions slow, which is unfavorable for crystal growth.<sup>9</sup> These two catalysts are miscible in some organic solvents, for example, methanol, ethanol and DMF, but can be precipitated with other organic solvents, for example, n-hexane, ether and chloroform. It is suggested that **1a** or **1d** should be an easily recoverable catalyst for the cycloaddition reaction by simple phase separation techniques via changing the solvents.



**Scheme 2** Synthesis route of catalysts **1a** and **1b**.



**Chart 1** The structures of other M(salen) catalysts.

### Catalytic performances

Firstly, the activity of various homogeneous monometallic catalysts were tested at 100  $^\circ\text{C}$  and 2 MPa of  $\text{CO}_2$  pressure using the cycloaddition reaction of propylene oxide (PO) with  $\text{CO}_2$  with 1 mol% catalyst loading, because our recently reported bifunctional single-component Zn(salphen) complex (Chart 1, **2a**) presented good yield for this reaction under above conditions (Table 1, entry 1).<sup>4</sup> The yield and selectivity were determined by using GC and  $^1\text{H}$  NMR, and in all examined cases, the selectivity for five-membered cyclic propylene carbonate (PC) was higher than 99%. We delightfully found that PC could be obtained in excellent yield in the presence of Al(salen) catalysts **1a** and **1b** (Table 1, entries 2 and 3), as expected that aluminum has stronger Lewis acidity for the ring-opening of the epoxide. However, so far we have not achieved *ee* value based on chiral GC analysis (Supelco- $\beta$ -DEX 225 chiral column) when chiral catalyst **1b** was used for the synthesis of optically active cyclic carbonates. This is in accordance with that the high enantioselectivity is very hard to achieve at high temperatures in asymmetric catalysis.

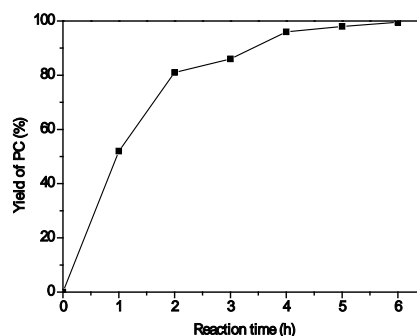
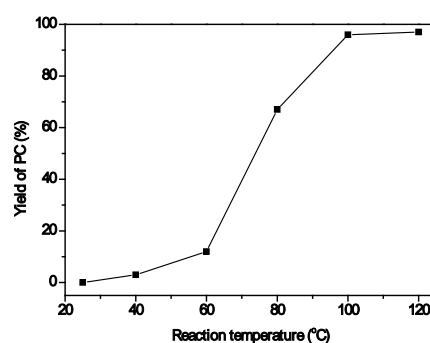
**Table 1** Results of the cycloaddition reaction of PO with CO<sub>2</sub> in the presence of various catalysts.<sup>a</sup>

| Entry | Catalyst  | Co-catalyst            | Yield <sup>b</sup> /% |
|-------|-----------|------------------------|-----------------------|
| 1     | <b>2a</b> | none                   | 90                    |
| 2     | <b>1a</b> | none                   | 96                    |
| 3     | <b>1b</b> | none                   | 95                    |
| 4     | <b>3a</b> | none                   | <5                    |
| 5     | <b>3b</b> | none                   | <5                    |
| 6     | none      | N-methylhomopiperazine | <5                    |
| 7     | <b>3a</b> | N-methylhomopiperazine | 85                    |
| 8     | <b>3b</b> | N-methylhomopiperazine | 85                    |
| 9     | <b>3a</b> | Et <sub>3</sub> N      | 86                    |
| 10    | <b>3a</b> | NBu <sub>4</sub> Br    | 85                    |

<sup>a</sup>General reaction conditions: 10 mL stainless-steel autoclave, PO (10 mmol), catalyst (0.1 mmol), CO<sub>2</sub> pressure (2 MPa). <sup>b</sup>The yields were determined by GC.

For a better understanding of the role of the tertiary amine moieties in N-methylhomopiperazine, the control complexes **3a** and **3b** without N-methylhomopiperazine were prepared for comparison (Chart 1). If only **3a**, **3b** or N-methylhomopiperazine was used as catalyst alone, no reaction occurred (Table 1, entries 4-6), illustrating that the coexistence of organic base and Al(salen) is essential to promote this reaction. On the contrary, the binary catalyst system of **3a** (or **3b**) and N-methylhomopiperazine in a molar ratio of 1/2 gave PC in 85% yields under the same conditions (Table 1, entries 7 and 8), obviously lower than that of **1a** (or **1b**). These phenomena were also observed in M(salphen) (Chart 1, **2a** and **2b**) catalytic systems<sup>4</sup> and reported by Liu and Darensbourg in an aluminum-salen complex bearing appended quaternary ammonium salt substituent (Chart 1, **4**).<sup>3e</sup> In addition, in the presence of 2 mol% of other usual nucleophiles such as Et<sub>3</sub>N and NBu<sub>4</sub>Br, the activity of the formed binary catalytic systems for this reaction still remained (Table 1, entries 9 and 10), but was less than those of **1a** and **1b**. These results unambiguously account for that the Lewis base and Lewis acid sites in **1a** (or **1b**) work together to enhance the catalytic activity.

The influence of reaction time on the PC yield is shown in Fig. 1. The reaction was conducted at 100 °C and 2 MPa of CO<sub>2</sub> pressure. The yield of PC increased with increasing time at the beginning and approached about 100% after a reaction time of 6 h. Fig. 2 shows the effect of the temperature on the cycloaddition reaction catalyzed by **1a** at 2 MPa of CO<sub>2</sub> pressure in the temperature range of 25-120 °C, with a reaction time of 4 h. At a temperature higher than 100 °C, nearly all of the PO could be converted into PC. The yield of PC decreased obviously with decreasing the temperature below 100 °C. The figure illustrates that the yield was only 67% at 80 °C with a reaction time of 4 h, indicating that temperature has great influence on this reaction, especially under 100 °C, although aluminium ion exhibits stronger Lewis acidity. Under lower temperature, using chiral **1b** as the catalyst, we also investigated the asymmetric catalytic performance of the reaction of racemic PO with CO<sub>2</sub>. Unfortunately, only about 5% ee of PC at 60 °C (1-2% ee at 80 °C) was achieved. We believe

**Fig. 1** The influence of the reaction time on the PC yield. Reaction conditions: 10 mmol of PO with 1 mol% **1a**, 2 MPa of CO<sub>2</sub>, 100 °C.**Fig. 2** Effect of the reaction temperature on the PC yield. Reaction conditions: 10 mmol of PO with 1 mol% **1a**, 2 MPa of CO<sub>2</sub>, 4 h.

that it is very difficult to achieve high enantioselectivity in this reaction because it requires a higher reaction temperature (>80 °C). Furthermore, the effect of CO<sub>2</sub> pressure on the PC yield was also investigated. When the CO<sub>2</sub> pressure decreased from 2 to 1 MPa, the yield of PC drastically decreased, and even increasing this reaction time to 12 h, only about 40% of PC was obtained. The reaction could basically not occur under room temperature and atmospheric pressure even for 72 h. It is known that lower CO<sub>2</sub> pressure could reduce the solubilization effect of CO<sub>2</sub> in the solution of PO; in turn, the yield was decreased.<sup>10</sup>

Table 2 summarizes the catalytic performances of recent reported one-component Al(salen) catalysts on cycloaddition reaction of CO<sub>2</sub> to PO. In general, since different reaction conditions such as catalysts loading, CO<sub>2</sub> pressure, reaction temperature and time were used, it is hard to critically evaluate and compare the efficacy of these mononuclear Al(salen) complexes. Nevertheless, the aluminum-salen catalysts reported upon herein are competitive with most catalysts currently available, including transition and main group metals as well as organo-catalysts. The extensive summary of catalysts and their activities for this process were reported in recent reviews.<sup>2a,11</sup>



**Table 2** Comparison with other one-component Al(salen) catalysts on cycloaddition reaction of CO<sub>2</sub> with PO.<sup>a</sup>

| Cat.      | [PO]/[Cat.] | CO <sub>2</sub> Pres./MPa | Temp./°C | Time/h | Yield/% | Ref.      |
|-----------|-------------|---------------------------|----------|--------|---------|-----------|
| <b>1a</b> | 100         | 2.0                       | 100      | 4      | 96.0    | This work |
| <b>4</b>  | 2000        | 3.0                       | 120      | 5      | 74.3    | 3e        |
| <b>5a</b> | 200         | 1                         | 100      | 2.5    | 49.0    | 3d        |
| <b>5b</b> | 200         | 1                         | 100      | 2.5    | 98.0    | 3d        |
| <b>6</b>  | 25000       | 2.5                       | 120      | 4      | 80.0    | 3c        |















<sup>a</sup> The structures of catalysts **4**, **5a**, **5b** and **6** are depicted in Chart 1.

Having established that **1a** and **1b** are highly active catalysts for PC formation, various epoxides, such as 1,2-epoxybutane, epichlorohydrin, glycidol, allyl glycidyl ether, methyl glycidyl ether, styrene oxide and cyclohexene oxide were used as the substrate for the reaction system. As shown in Table 3, the two Al(salen) catalysts can tolerate functionalities such as alkene, alkyl halide, alcohol, ether, and substituted aryl groups. Both electron-withdrawing and electron-donating terminal epoxides can be converted to the corresponding cyclic carbonates with high conversion and excellent selectivity. The very good conversions (for only 1h) of epichlorohydrin and glycidol (Table 3, entries 3-6) can be explained by the electron-withdrawing substituents.<sup>12</sup> These substituents result in facilitated nucleophilic attack of the N-methylhomopiperazine during the ring opening of the epoxide. Unfortunately, the internal epoxide, cyclohexene oxide, which is known to undergo cycloaddition with CO<sub>2</sub> poorly, is converted to the corresponding cyclic carbonate with a yield of 45 and 42 % by **1a** and **1b** (Table 3, entries 11 and 12) even after prolonging the reaction time to 12 h, respectively, presumably due to the high steric hindrance.<sup>12a</sup>

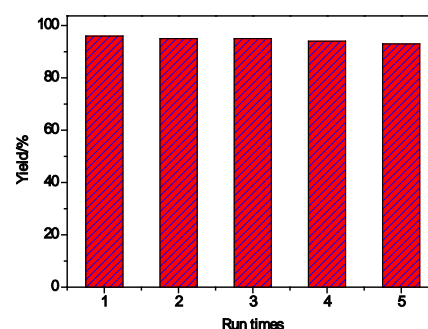
### Recycling capability

Besides the catalyst activity, the recycling capability is also decisive criteria for possible large-scale application. Based on the concept of "one-phase catalysis and two-phase separation"<sup>13</sup> and the special solubility of **1a** and **1b**, the catalyst could be precipitated from the reaction solution by the addition of ether. The upper organic phase was obtained by simple centrifugation and the lower catalyst solid can be reused by adding fresh reaction substrates. Experiments were conducted to examine the recyclability of catalyst **1a** (or **1b**) using PO as the substrate under the optimal reaction conditions. The results indicate that **1a** could be reused for five successive runs without any significant loss in catalytic activity, and the selectivity still remained at 98% (see Fig. 3, Fig. S15 for **1b**, Supporting Information). In addition, these catalysts exhibited stability to moisture. For example, when **1a** was immersed in distilled water overnight at ambient temperature, following drying, it maintained catalytic activity with a yield of 95% for the production of PC under the optimal reaction conditions. In this regard, it should also be noted that no special precautions were taken to purify either PO or CO<sub>2</sub>. These considerations are of utmost importance when utilizing impure sources of CO<sub>2</sub> as that obtained from power plant flue gases or other CO<sub>2</sub> producers.

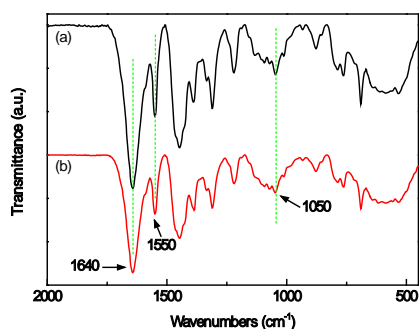
**Table 3** Reactions of other epoxides with CO<sub>2</sub> catalyzed by **1a** and **1b**.<sup>a</sup>

| Entry | Epoxide                                                                             | Catalyst  | Time/h | Yield <sup>b</sup> /% |
|-------|-------------------------------------------------------------------------------------|-----------|--------|-----------------------|
| 1     |    | <b>1a</b> | 4      | 95                    |
| 2     |    | <b>1b</b> | 4      | 94                    |
| 3     |    | <b>1a</b> | 1      | 99                    |
| 4     |    | <b>1b</b> | 1      | 99                    |
| 5     |    | <b>1a</b> | 1      | 99                    |
| 6     |    | <b>1b</b> | 1      | 98                    |
| 7     |    | <b>1a</b> | 4      | 92                    |
| 8     |    | <b>1b</b> | 4      | 95                    |
| 9     |    | <b>1a</b> | 4      | 94                    |
| 10    |    | <b>1b</b> | 4      | 95                    |
| 11    |    | <b>1a</b> | 4      | 90                    |
| 12    |    | <b>1b</b> | 4      | 92                    |
| 13    |   | <b>1a</b> | 12     | 45                    |
| 14    |  | <b>1b</b> | 12     | 42                    |

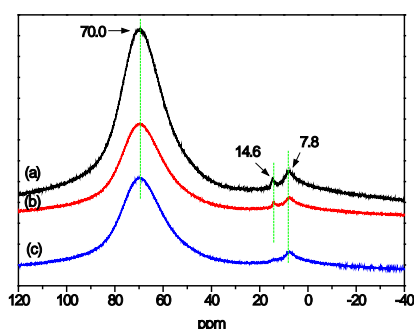
<sup>a</sup>Reaction conditions: epoxide (10 mmol), catalyst (0.1 mmol), 2 MPa of CO<sub>2</sub>, 100 °C. <sup>b</sup>The yields were determined by GC.

**Fig. 3** Recyclability of **1a** for the reaction of PO with CO<sub>2</sub>. Reaction conditions: epoxide (10 mmol), catalyst (0.1 mmol), 2 MPa of CO<sub>2</sub>, 100 °C, 4 h.

The comparative FT-IR analysis of the fresh catalyst **1a** with the recovered **1a** after the 5th reuse in the cycloaddition reaction was performed, and the results are shown in Fig. 4 (Fig. S16 for **1b**, Supporting Information). All the FT-IR spectra show characteristic vibration bands at around 1640 cm<sup>-1</sup> and 1550 cm<sup>-1</sup>, which are associated with the stretching vibration modes of C=N and C=O, respectively.<sup>3d, 14</sup> The stretching vibration of tertiary amine groups at 1050 cm<sup>-1</sup> suggests the intact methylhomopiperazine-based moieties on the ligands.<sup>7</sup> Moreover, <sup>27</sup>Al NMR spectra of **1a** and the recovered **1a** have all been found to display broad strong resonances around 70 ppm (see Fig. 5, Fig. S14 for **1b**, Supporting Information), which are attributed to the five-coordinate aluminum species. These results indicate that the recovered catalysts structure did not change after catalytic reaction.



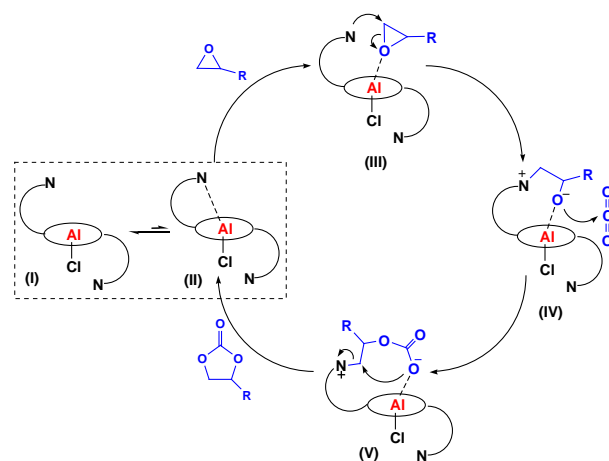
**Fig. 4** FT-IR spectra of **1a** (a) and the recovered **1a** (b) after the 5th reuse in the reaction of PO with CO<sub>2</sub>.



**Fig. 5** <sup>27</sup>Al NMR spectra of **1a** (a), the recovered **1a** (b) and **3a** (c).

### Reaction mechanism

At first, N-methylhomopiperazine moieties in **1a** (or **1b**) adopt a ship-shape conformation locating above and below the salen plane, similar to our previous reported crystal structure of Cu(salphen) (chart 1, **2b**),<sup>4</sup> which can also be proved by the <sup>27</sup>Al NMR spectrum of **1a**. Because <sup>27</sup>Al NMR is sensitive to the symmetry, chemical environment, and coordination number around the metal center, this spectroscopic probe should be useful in assessing differences in coordination types of aluminum complexes.<sup>15</sup> As shown in Fig. 4, <sup>27</sup>Al NMR spectra of **1a** was found to display broad strong resonances at 70.0 ppm and two weak signal around 14.6 and 7.8 ppm, which are assigned to the five-coordinate aluminum species and two different six-coordinate species (one perhaps is N-methylhomopiperazine coordinated species, and another is solvent-coordinated species), respectively, since an upfield chemical shift is attributed to an increase in aluminum's coordination number.<sup>16</sup> While in the spectrum of neat complex **3a** that lacks the pending N-methylhomopiperazine, only one weak signal is in the range 0–15 ppm, which is assigned to the solvent-coordinated aluminum species. In recent studies, Liu and Ji also observed six-coordinate Al(salen) complexes tethered onium salt groups in one structure by <sup>27</sup>Al NMR spectra.<sup>3d, 3e</sup> These species existed in equilibrium with the five-



**Scheme 3** A plausible mechanism for the reaction of epoxide with CO<sub>2</sub> catalyzed by **1a** or **1b**.

coordinate complexes and exhibited enhanced catalytic activity for the reaction of epoxides and CO<sub>2</sub>.

Scheme 3 outlines the proposed reaction pathway. Firstly, the tertiary amine N atom of the pending N-methylhomopiperazine coordinates to the metal in the remaining *trans* axial position, thus generating a six-coordinate intermediate (II). Secondly, the reaction is initiated through the substitution coordination by the oxygen atom of the epoxide and meanwhile, favoring the tertiary amine nucleophilic attack of the less-hinder carbon atom of epoxide (III) activated by the metal center. Next, the formed alkoxide species (IV) acts in turn as a nucleophile that attacks CO<sub>2</sub> to form a metal carbonate species (V). The subsequent ring-closure forms cyclic carbonate, and in the meantime, the catalyst is regenerated. In one word, the Lewis base and Lewis acid work together to open the epoxy ring and then react with CO<sub>2</sub> to give the corresponding cyclic carbonates *via* a ring-opening and recycling process in one-component catalyst. Previous reports also suggested the similar requirement of both Lewis base activation of CO<sub>2</sub> and Lewis acid activation of epoxide in the binary catalyst systems.<sup>3n</sup> It should be also noted that the “CO<sub>2</sub> sorption” capability originating from tertiary amine moieties in our catalysts could not be ignored, because the larger affinity of aliphatic amines towards CO<sub>2</sub> has been confirmed in reported literatures.<sup>17</sup>

### Conclusions

In summary, two Lewis acid-based bifunctional catalysts pending N-methylhomopiperazine moieties have been prepared and examined as one-component catalysts for the cycloaddition of epoxides and CO<sub>2</sub> to provide cyclic carbonates. These two catalysts were significantly more efficient than their binary analogues under relatively mild conditions. Furthermore, the catalysts are thermally and moisture stable, and can be facily separated and recycled five times without significant loss in catalytic activity. Combined with other

advantages of Al(salen) complexes (low cost, environmental benign and ease of synthesis), these catalysts thus show high potential in the field of CO<sub>2</sub> fixation.

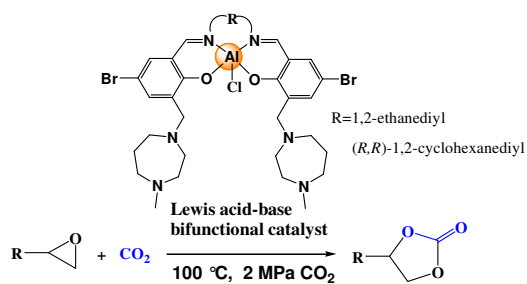
## Acknowledgements

We are grateful to the National Natural Science Foundation of China (No. 21372087, 21490572 and 21420102003), and Postdoctoral Science Foundation of China (2015M582379) for the financial support.

## References

- (a) Arjan W. Kleij, *Catal. Sci. Technol.*, 2014, **4**, 1481-1481; (b) C. Maeda, Y. Miyazaki and T. Ema, *Catal. Sci. Technol.*, 2014, **4**, 1482-1497; (c) T. Sakakura, J. C. Choi and H. Yasuda, *Chem. Rev.*, 2007, **107**, 2365-2387.
- (a) C. Martin, G. Fiorani and A. W. Kleij, *ACS Catal.*, 2015, **5**, 1353-1370; (b) Q. He, J. W. O'Brien, K.A. Kitzelman, L. E. Tompkins, G. C. T. Curtisa and F. M. Kerton, *Catal. Sci. Technol.*, 2014, **4**, 1513-1528. (c) M. Petrowsky, M. Ismail, D. T. Glatzhofer and R. Frech, *J. Phys. Chem. B* 2013, **117**, 5963-5970; (d) B. Schöffner, F. Schöffner, S. P. Verevkin and A. Börner, *Chem. Rev.* 2010, **110**, 4554-4581; (e) M. North, R. Pasquale and C. Young, *Green Chem.*, 2010, **12**, 1514-1539. (f) T. Sakakura and K. Kohno, *Chem. Commun.*, 2009, 1312-1330.
- (a) S. Verma, R. I. Kureshy, T. Roy, M. Kumar, A. Das, N. U. H. S. H. R. Abdi, and H. C. Bajaj, *Catal. Commun.*, 2015, **61**, 78-82; (b) C. Martín, C. J. Whiteoak, E. Martin, M. M. Belmonte, E. C. Escudero-Adán and A. W. Kleij, *Catal. Sci. Technol.*, 2014, **4**, 1615-1621; (c) W.-M. Ren, Y. Liu and X.-B. Lu, *J. Org. Chem.*, 2014, **79**, 9971-9777; (d) R.-C. Luo, X.-T. Zhou, S.-Y. Chen, Y. Li, L. Zhou and H.-B. Ji, *Green Chem.*, 2014, **16**, 1496-1506; (e) D.-W. Tian, B.-Y. Liu, Q.-Y. Gan, H.-R. Li and D. J. Darensbourg, *ACS Catal.*, 2012, **2**, 2029-2035; (f) F. Castro-Gomez, G. Salassa, G. A. W. Kleij and C. Bo, *Chem. Eur. J.* 2013, **19**, 6289-6298; (g) A. Decortes and A. W. Kleij, *ChemCatChem*, 2011, **3**, 831-834; (h) R. M. Haak, A. Decortes, E. C. Escudero-Adán, M. M. Belmonte, E. Martin, J. Benet-Buchholz and A. W. Kleij, *Inorg. Chem.*, 2011, **50**, 7934-7936; (i) A. Decortes, A. M. Castilla and A. W. Kleij, *Angew. Chem. Int. Ed.*, 2010, **49**, 9822-9837; (j) A. Decortes, M. M. Belmonte, J. Benet-Buchholz and A. W. Kleij, *Chem. Commun.*, 2010, **46**, 4580-4582; (k) A. W. Kleij, *Dalton Trans.*, 2009, 4635-4639; (l) P. Yan and H.-W. Jing, *Adv. Syn. Catal.*, 2009, **351**, 1325-1332; (m) H.-W. Jing, S. K. Edulji, J. M. Gibbs, C. L. Stern, H. Y. Zhou and S. T. Nguyen, *Inorg. Chem.*, 2004, **43**, 4315-4327; (n) Y.-M. Shen, W.-L. Duan and M. Shi, *J. Org. Chem.*, 2003, **68**, 1559-1562; (o) S. K. Raman, E. Brulé, M. J. L. Tschana and C. M. Thomas, *Chem. Commun.*, 2014, **50**, 13773-13776; (p) C. Robert, F. Montigny and C. M. Thomas, *Nat. Commun.*, 2011, **2**, 586 doi: 10.1038/ncomms1596; (q) D. J. Darensbourg, R. M. Mackiewicz, A. L. Phelps and D. R. Billodeaux, *Acc. Chem. Res.*, 2004, **37**, 836-844.
- Y.-W. Ren, J.-G. Chen, C.-R. Qi and H.-F. Jiang, *ChemCatChem*, 2015, **7**, 1535-1538.
- (a) T. T. Wang, Y. Xie and W.-Q. Deng, *J. Phy. Chem. A*, 2014, **118**, 9239-9243; (b) C. J. Whiteoak, N. Kielland, V. Laserna, F. Castro-Gomez, E. Martin, E. C. Escudero-Adán, C. Bo and A.W. Kleij, *Chem. Eur. J.*, 2014, **20**, 2264-2275; (c) C. J. Whiteoak, N. Kielland, V. Laserna, E. C. Escudero-Adán, E. Martin and A. W. Kleij, *J. Am. Chem. Soc.*, 2013, **135**, 1228-1231; (d) M. A. Fuchs, C. Altesleben, T. A. Zevaco and E. Dinjus, *Eur. J. Inorg. Chem.*, 2013, **26**, 4541-4545; (e) C. Beattie, M. North, P. Villuendas and C. Young, *J. Org. Chem.*, 2013, **78**, 419-426; (f) M. North, P. Villuendas and C. Young, *Tetrahedron Lett.*, 2012, **53**, 2736-2740; (g) J. Melendez, M. North, P. Villuendas and C. Young, *Dalton Trans.*, 2011, **40**, 3885-3902; (h) M. North and R. Pasquale, *Angew. Chem., Int. Ed.*, 2009, **48**, 2946-2948; (i) J. Melendez, M. North and P. Villuendas, *Chem. Commun.*, 2009, 2577-2579.
- W. L. E. Armarego and C. L. L. Chai, *Purification of Laboratory Chemicals*, Elsevier Science, USA, 5th edn, 2003.
- Y.-W. Ren, J.-X. Lu, B.-W. Cai, D.-B. Shi, H.-F. Jiang, J. Chen, D. Zheng and B. Liu, *Dalton Trans.*, 2011, **40**, 1372-1381.
- (a) K. Y. Hwang, H. Kim, Y. S. Lee, M. H. Lee and Y. Do, *Chem. Eur. J.*, 2009, **15**, 6478-6487; (b) A. G. Doyle and E. N. Jacobsen, *Angew. Chem., Int. Ed.*, 2007, **46**, 3701-3705.
- Z.-R. Jiang, H.-W. Wang, Y.-L. Hu, J.-L. Lu, and H.-L. Jiang, *ChemSusChem*, 2015, **8**, 878-885.
- Y.-N. Zhao, Z.-Z. Yang, S.-H. Luo and L.-N. He, *Catal. Today*, 2013, **200**, 2-8.
- (a) A. Pinaka and G. C. Vougioukalakis, *Coord. Chem. Rev.*, 2015, **288**, 69-97; (b) B.-H. Xu, J.-Q. Wang, J. Sun, Y. Huang, J.-P. Zhang, X.-P. Zhang and S.-J. Zhang, *Green Chem.*, 2015, **17**, 108-122; (c) M. Aresta, A. Dibenedetto and A. Angelini, *Chem. Rev.*, 2014, **114**, 1709-1742.
- (a) M. H. Anthofer, M. E. Wilhelm, M. Cokoja, M. Drees, W. A. Herrmann and F. E. Kühn, *ChemCatChem*, 2015, **7**, 94-98; (b) A. Kilic, A. A. Palali, M. Durgun, Z. Tasci and M. Ulusoy, *Spectrochim. Acta. A Mol. Biomol. Spectrosc.*, 2013, **113**, 432-438; (c) Y. W. Ren, Y. C. Shi, J. X. Chen, S. R. Yang, C. R. Qi and H. F. Jiang, *RSC Adv.* 2013, **3**, 2167-2170; (d) Z. Tasci and M. Ulusoy, *J. organomet. Chem.*, 2012, **713**, 104-111; (e) M. Ulusoy, E. Cetinkaya and Bekir Cetinkaya, *Appl. Organometal. Chem.*, 2009, **23**, 68-74; (f) Y. Xie, Z.-F. Zhang, T. Jiang, J.-L. He, B.-X. Han, T.-B. Wu, and K.-L. Ding, *Angew. Chem. Int. Ed.*, 2007, **46**, 7255-7258.
- (a) R. Tan, D.-H. Yin, N.-Y. Yu, H.-H. Zhao and D.-L. Yin, *J. Catal.*, 2009, **263**, 284-291; (b) R. Tan, D. -H. Yin, N.-Y. Yu, Y. Ji, H.-H. Zhao and D.-L. Yin, *J. Catal.*, 2008, **255**, 287-295.
- R.-C. Luo, R. Tan, Z.-G. Peng, W.-G. Zheng, Y. Kong and D.-H. Yin, *J. Catal.*, 2012, **287**, 170-177.
- A. K. Jain, A. Gupta, R. Bohra, I. P. Lorenz and P. Mayer, *Polyhedron*, 2006, **25**, 654-662.
- A. Dhammani, R. Bohra and R. C. Mehrota, *Polyhedron*, 1998, **17**, 163-171.
- (a) B. Arstad, H. Fjellvag, K. O. Kongshaug, O. Swang and R. Blom, *Adsorption*, 2008, **14**, 755-762; (b) J. G. Vitillo, M. Savonnet, G. Ricchiardi and S. Bordiga, *Chemsuschem*, 2011, **4**, 1281-1290; (c) W, R. Lee, S. Y. Hwang, D. W. Ryu, K. S. Lim, S. S. Han, D. Moon, J. Choi and C.S. Hong, *Energ. Environ. Sci.*, 2014, **7**, 744-751.





Two Lewis acid-base bifunctional Al(salen) complexes proved to be efficient and recyclable one-component catalysts for CO<sub>2</sub> fixation.