

RSC Advances



This is an *Accepted Manuscript*, which has been through the Royal Society of Chemistry peer review process and has been accepted for publication.

Accepted Manuscripts are published online shortly after acceptance, before technical editing, formatting and proof reading. Using this free service, authors can make their results available to the community, in citable form, before we publish the edited article. This *Accepted Manuscript* will be replaced by the edited, formatted and paginated article as soon as this is available.

You can find more information about *Accepted Manuscripts* in the [Information for Authors](#).

Please note that technical editing may introduce minor changes to the text and/or graphics, which may alter content. The journal's standard [Terms & Conditions](#) and the [Ethical guidelines](#) still apply. In no event shall the Royal Society of Chemistry be held responsible for any errors or omissions in this *Accepted Manuscript* or any consequences arising from the use of any information it contains.



Novel Nitrogen-rich Energetic Macromolecules Based on 3,6-Dihydrazinyl-1,2,4,5-Tetrazine

Received 00th October 2015,
Accepted 00th x x 2015

DOI: 10.1039/x0xx00000x

www.rsc.org/

Adva Cohen, Qi-Long Yan, Avital Shlomovich, Alexander Aizikovich, Natan Petrutik, Michael Gozin*

Nitrogen-rich energetic macromolecules were synthesized by reacting dihydrazinyl-1,2,4,5-tetrazine (DHTz) with various diisocyanates. It has been shown that polymerization or cyclization reactions could take place depending on solvent systems and reaction conditions. The formed macrocycles and polymers were comprehensively characterized by IR, NMR, high resolution MS and SEM, while the thermal stability was studied by DSC. The energetic properties of our new compounds were investigated by bomb calorimetry, along with calculations using the EXPLO-5 code. It was found that macrocycle (C-DHTz-TM) and corresponding polymer (P-DHTz-TM) prepared on a basis of DHTz and tetramethylene diisocyanate have larger heat of combustion than RDX, GAP and polyGLYN. The C-DHTz-TM has comparable density and larger detonation velocity than TNT. The nitrogen content of the C-DHTz-TM and P-DHTz-TM is larger than 47%. The thermal stability of DHTz-based energetic macromolecules was found to be higher than currently used energetic polymers including GAP, polyNIMMO and polyGLYN. The ADN based compositions bonded by 60% (by weight) of P-DHTz-HM and P-DHTz-MB polymers have higher theoretical specific impulse than that bonded by polyGLYN. Therefore, our new compounds could be promising ingredients as an energetic binders or fillers. Moreover, all of the macrocycles have potential to be used as energetic gelators in gel propellants.

1 Introduction

In development of high performance energetic compositions, one of the promising ways could be replacement of the current inert binders (e.g. hydroxyl-terminated polybutadiene "HTPB" and carboxyl-terminated polybutadiene "CTPB") with energetic polymers¹. One of the basic requirements to the newly developed energetic binders is to be compatible with eco-friendly high energetic oxidizers, such as ammonium nitrate (AN), ammonium dinitramide (ADN), hydrazinium nitroformate (HNF) and cyclotetramethylene tetranitramine. In past decades, several new energetic binders have been developed for solid propellants, including azide functional polymers and nitrate polyether. For example, the former group includes glycidyl azide polymer (GAP)^{2,3}, poly-3,3-bis(3-azidomethyl)oxetane (polyBAMO)⁴ and poly-(3-azidomethyl)-3-methyloxetane (polyAMMO)⁵. The latter group comprises poly-3-nitratomethyl-3-methyloxetane (polyNMMO)⁶, copolymer of BAMO/NMMO⁷, poly-glycidynitrate (polyGLYN)⁸, polyvinyl nitrates (PVN)⁹, and nitrated polybutadienes (NPB)¹⁰. However, there are still several problems need to be solved for abovementioned energetic polymers before they could be more widely applied. For instance, the propellants containing GAP polymer usually have weak mechanical strength, due to the presence of voids caused by gas formation during curing process with isocyanates¹¹. Therefore,

new attempts have been made to transform GAP from a thermoset polymer to a thermoplastic elastomer¹², by binding functional moieties, including chain extenders 1,4-butanediol and N-(2-cyanoethyl) diethanolamine¹³. Alternatively, GAP can be copolymerized with BAMO to form new bifunctional polymers with improved mechanical strength¹⁴.

Except for the mechanical strength, some other important issues also need to be considered, including the sensitivity, oxygen balance (nitrogen content), as well as energy content¹⁵. The currently available energetic polymers are, in most cases, based on branched azido or nitrate groups, which are not insensitive with relatively small energy and nitrogen content (< 43 %). For instance, GAP has nitrogen content of about 42%, while PVN contains 13-16 % of nitrogen, which is comparable to nitrocellulose⁹. In addition to nitrate and azido groups, the picryl groups have also been introduced as branches of linear poly(ethylenimine) and poly(vinylamine), to form energetic polymers¹⁶. In order to improve the safety of azido-polymers, a new energetic polymer – poly(vinyl acetate azide) (PVAA), was synthesized *via* a two-step process involving initial chloro-acetylation with subsequent azidation of poly(vinyl alcohol)¹⁷. The strategy in this case was to replace the azido and nitrate groups with safer energetic *side-groups*, such as triazole, tetrazole, triazine and tetrazine, which also improved the nitrogen contents in these polymers¹⁸⁻²⁰. In fact, the synthesis of polymers based on triazole and triazine moieties could be traced back to 1950s²¹⁻²³. The tetrazole and tetrazine could be even better moieties for constructing energetic polymers due to their higher nitrogen content²⁴⁻²⁶. It has been shown that the tetrazole- and tetrazine-based energetic polymers are usually more thermally stable and less sensitive. Therefore, such nitrogen-rich polymers could be very promising candidates for energetic applications. For example, poly(5-vinyltetrazole) is one of the most attractive

School of Chemistry, Faculty of Exact Science, Tel Aviv University, Tel Aviv, 69978, Israel

* Corresponding author. E-mail: cogozin@gmail.com; Tel Aviv 69978, Israel; Phone: +972-36405878

Electronic Supplementary Information (ESI) available: the preparation methods, HRMS spectra, NMR spectra and the molecular structure of macrocycles in different sizes. See DOI: 10.1039/x0xx00000x

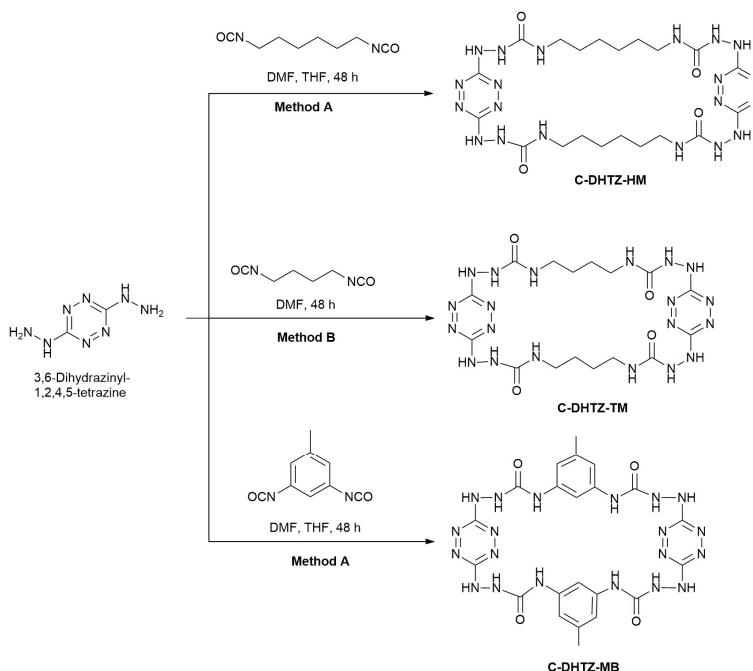
polymers containing tetrazoles, which decomposes at around 260 °C²⁷.

However, almost all of the abovementioned energetic polymers were prepared *via* replacing some of monomer functional groups with energetic groups, which also may cause thermal stability and sensitivity problems. To address these issues, here we report the preparation and characterization of novel energetic cyclic macromolecules and polymers, based on 3,6-dihydrazinyl-1,2,4,5-tetrazine (DHTz) monomer,²⁸⁻³⁰ as an *in-backbone* building block.

2 Results and discussion

2.1 Selectivity in Cyclization vs. Polymerization

The macromolecules DHTZ-HM, DHTZ-TM and DHTZ-MB were synthesized by reacting DHTz with various bi-substituted isocyanates in polar aprotic solvents at 20 °C for 48 hrs (Scheme 1). DHTZ-HM was prepared from hexamethylene diisocyanate, DHTZ-TM from tetramethylene diisocyanate and DHTZ-MB from toluene diisocyanate, respectively.

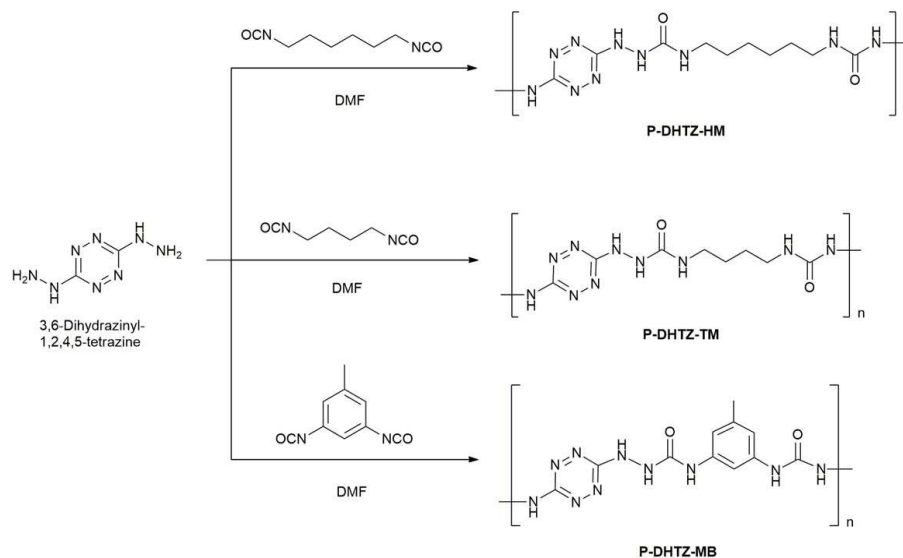


Scheme 1: Synthetic routes for C-DHTZ-HM, C-DHTZ-TM and C-DHTZ-MB macrocycles.

Formation of macrocyclic vs. polymeric structures could be directed by using appropriate reaction conditions, in terms of reaction solvent, dilution and temperature regime. Different conditions were utilized to synthesize the DHT based macrocyclic compounds: temperature, solvent types and solvent amounts. It has been reported that the size of the macrocycles is temperature dependant³¹. The most appropriate temperature for preparation of all macromolecules was found to be 20 °C (Table S1, Supporting Information). In addition to temperature, the effects of solvent types and volumes were on the cyclization and polymerization were investigated (Table S2, Supporting Information). Our initial investigations related to polymerization and cyclization of DHTz precursor showed mostly formation of mixed macrocycles with different sizes. Extensive evaluation of various experimental conditions leads us to two optimized methods (designated as A and B in Scheme 1). In case of C-DHTZ-HM and C-DHTZ-MB, Method A (based on use of DMF/THF mixture as a solvent) allowed preparation of practically pure cyclic macromolecule with $n=2$ in (meaning that each macrocycle contains just two repeating units; Scheme S1, Supporting Information). Yet, Method A was found unsuitable for preparation of C-DHTZ-TM macrocycle, since it leads to precipitation of a mixture of different size macrocycles ($n=1, 2, 3$ etc.). To overcome this problem, we developed Method B, which was based on use of DMF as a solvent.

Significant efforts were also invested in our attempts to develop viable methodologies for size-specific preparation of various DHTz-based macrocycles with $n=3$ or $n=4$ (Scheme S1, Supporting Information). However, based on LC-MS analysis, only mixtures of macrocycles were obtained in relatively low yields. The major conclusion of these studies was that for size-specific formation of macrocycles with $n>2$ would require the use of template ligands.

We found that under certain reaction conditions, instead of cyclic macromolecules, polymeric P-DHTZ-HM, P-DHTZ-TM and P-DHTZ-MB could be obtained (Scheme 2). In order to promote polymerization reaction and to avoid formation of macrocycles, the amount of used solvent should be reduced to a minimum. We found that all three polymerization reactions could be carried out under the same experimental conditions, using DMF as a solvent. In contrast to macrocycles that precipitated in form of amorphous powder, the polymers precipitated in form of amorphous rigid blocks. Macrocycles vs. polymers also showed a significant difference in their solubility, where the macrocycles were somewhat soluble in DMF and DMSO, while corresponding polymers were practically insoluble in all tested organic solvents. The solubility of the macrocycles in DMF and DMSO are shown in Table S4 (Supporting information).



Scheme 2: Synthetic routes for P-DHTZ-HM, P-DHTZ-TM and P-DHTZ-MB polymers.

2.2 Molecular Structure and Stoichiometry

The elemental compositions and molecular structures of the obtained macrocycles were obtained on a basis of elemental analysis, FTIR, ESI-MS, ^1H and ^{13}C NMR and high resolution MS (HRMS) techniques (Figures S1-S11, Supporting Information).

2.2.1 FTIR Analysis: Comparison of FTIR spectra of pure macrocycles ($n=2$) and the corresponding polymers, allows to observe significant similarity between compounds comprised of the same building blocks (Figure 1) and the corresponding peaks are identified in Table 1.

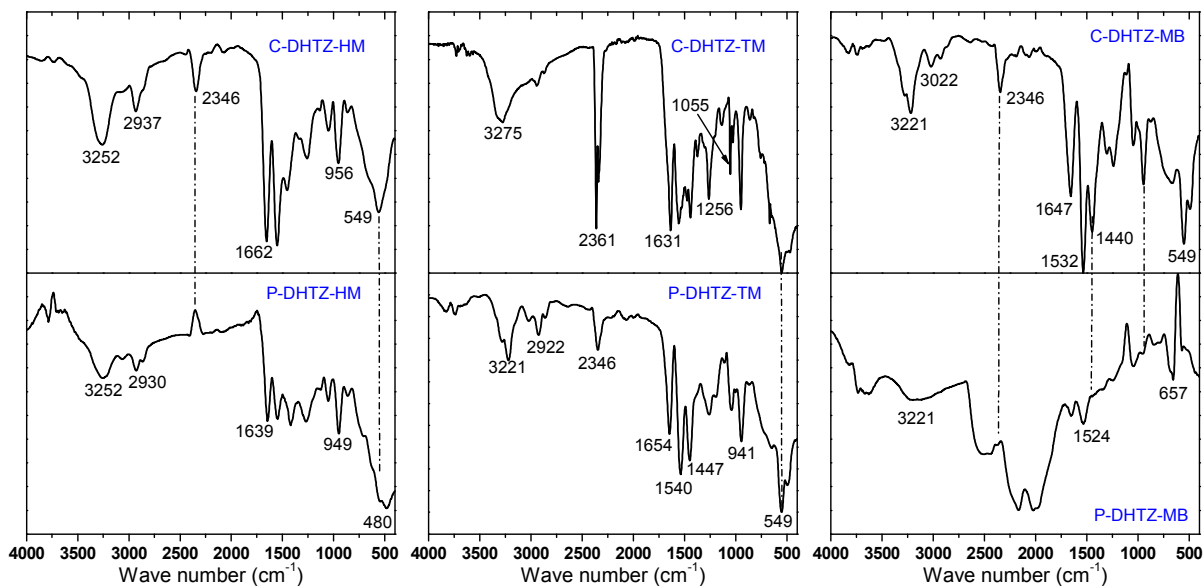


Figure 1. Comparison of normalized FTIR spectra of DHTz-based macromolecules.

It was found that frequencies of the chemical bonds in the polymer are generally somewhat lower than the same bonds in the macrocycles. The DHTZ-HM has the longest alkane chain, resulting in higher intensity peaks at this C-H region. The peak at 3221 cm^{-1} was attributed to aromatic C-H stretch of tolyl unit in DHTZ-MB. The peaks in the range of 1662-1631 cm^{-1} could be attributed to urea's carbonyl groups, where peaks at 1639-1631 cm^{-1} can be attributed to the N-H bending of amine groups. The peaks at 1460-1440 cm^{-1} correspond to the C-H bend of alkane chains and peaks in 1250-

1020 cm^{-1} region correspond to C-N bond stretch of these chains. Interestingly, it is possible that peaks at 2346-2361 cm^{-1} in the macrocycles correspond to the stretching or bending of the entire macrocyclic ring structure. For example, C-DHTZ-TM has the smallest ring size, resulting in two sharp peaks at 2361 cm^{-1} . A smaller peak at the latter region could also be seen in a spectrum of P-DHTZ-TM, suggesting presence of C-DHTZ-TM as an impurity (this conclusion received an additional support from SEM analysis of the P-DHTZ-TM).

Table 1. Peak identification in FTIR spectra for DHTZ-based macrocycles and polymers.

Samples	FTIR absorption peak (in cm^{-1})					
	3000-3600	2800-3000	2300-2400	1620-1680	1400-1500	400-600
C-DHTZ-HM	3252	2937	2346	1662	1455	549
P-DHTZ-HM	3252	2930	-	1639	1417	480
C-DHTZ-TM	3275	2938	2361	1631	1440	549
P-DHTZ-TM	3221	2922	2346	1654	1447	549
C-DHTZ-MB	3221	3022	2346	1647	1440	549
P-DHTZ-MB	3221	-	-	1655	-	-
Assignments	N-H stretch in amino group	C-H stretch of alkane chains	stretching or bending of the entire ring	N-H bending of amine groups and urea's carbonyl groups	bending of C-H in alkane	N-N bond stretching in tetrazine groups

2.2.2 Elemental Analysis: Due to insolubility of DHTZ-containing polymers, in addition to FTIR, analysis of their chemical composition was also based on elemental analysis. Despite all our attempts to remove DMF residue (reaction solvent) from solid polymers by thorough extraction with water, followed by keeping treated polymers under vacuum (<100 mbar) for several days, the elemental analysis of these materials still showed presence of DMF (and water). The amount of the polymer-entrapped DMF was in the range of 10.5% to 31.7%, while the entrapped-water content reached up to 3.5% (Table 2). The elemental analysis also indicates that there were no detectable amounts of entrapped starting

isocyanates, their hydrolysis products and corresponding ureas. Similar results were previously reported by Klapötke for tetrazolyl hydrazine-based polymers, which had entrapped DMF content in the range of 7.5% to 17.3% (and entrapped water up to 2.7%)²³. In case of macrocycles, the elemental analysis also showed entrapment of DMF and water. The amount of the macrocycle-entrapped DMF was in the range of 16.0% to 25.2%, while the entrapped-water content reached up to 4.4% (Table 2). The latter analyses were found to be in a good agreement with the ¹H NMR (in DMSO-d₆) results for the macrocycles.

Table 2. Elemental analysis of DHTz-based macrocycles and polymers.

Compounds	Calculated (%)			Found (%)			Formula
	N	C	H	N	C	H	
C-DHTZ-HM	45.27	38.70	5.85				C ₂₀ H ₃₆ N ₂₀ O ₄
Containing DMF/H ₂ O (25.18%/2.06%)	42.40	39.82	6.25	42.27	39.90	6.01	C ₂₃ H ₄₃ N ₂₁ O ₅
C-DHTZ-TM	49.62	34.04	5.00				C ₁₆ H ₂₈ N ₂₀ O ₄
Containing DMF/H ₂ O (16.03%/1.32%)	44.08	36.04	5.83	43.68	36.36	5.63	C ₄₁ H ₇₉ N ₄₃ O ₁₂
C-DHTZ-MB	44.29	41.77	3.82				C ₂₂ H ₂₄ N ₂₀ O ₄
Containing DMF/H ₂ O (17.94%/4.42%)	37.82	41.28	5.20	37.53	41.41	5.16	C ₂₈ H ₄₂ N ₂₂ O ₈
P-DHTZ-HM	45.10	38.67	5.92				C ₈₀ H ₁₄₆ N ₈₀ O ₁₆
Containing DMF/H ₂ O (16.47%/3.48%)	39.28	39.10	6.66	39.07	39.21	6.05	C ₁₀₁ H ₂₀₇ N ₈₇ O ₃₀
P-DHTZ-TM	49.62	34.04	5.00				C ₉₆ H ₁₆₈ N ₁₂₀ O ₂₄
Containing DMF/H ₂ O (30.71%/1.44%)	39.55	38.24	6.52	39.93	38.67	6.27	C ₁₅₉ H ₃₂₃ N ₁₄₁ O ₄₉
P-DHTZ-MB	44.29	41.77	3.82				C ₃₃ H ₃₇ N ₃₀ O ₆
Containing DMF (10.53%)	37.04	42.80	5.45	36.82	43.04	5.27	C ₃₁ H ₄₇ N ₂₃ O ₈

2.3 Morphologies of the Macromolecules and Corresponding Gels

2.3.1 Optical Microscopy Analysis: The obtained DHTZ-based macrocycles had an appearance of amorphous dark red powders, while the polymers had brown-red colour and morphologies of films or solid blocks (Figure 2). Based on elemental analyses of these materials, it was clear that they could possess a very high affinity to DMF and possibly function as gelators of DMF. The gelator molecules typically form multiple non-covalent interactions between themselves, which occurs in an organized manner in the gelled solvent. Indeed, upon mixing of our macrocycles with DMF or DMSO, stable sticky gels were obtained. These gels were characterized by SEM and optical microscopy (Figures 2 and 3). Optical images of the obtained gelatinous thin films showed

homogeneity of these materials, proving efficiency of macrocycles as gelators of DMF. Optimum gels formation, on a basis of DMF or DMSO, was obtained when 100 mg of macrocycle per 1 ml of solvent were used. Non-polymeric organic gelators are typically derived from various hydrocarbons, fatty acids, saccharides, steroids, amides, amino acids, ureas, metal complexes and dendrimers. Many urea derivatives are well known for their gelation ability in organic solvent, some of which may form a three-dimensional gel network through hydrogen bonds between the urea moieties in hexadecane, p-xylene, tetralin, cyclohexanone and n-butyl acetate^{32,33}. Multiple urea functional groups in our macrocycles could be responsible for the gels formation in such highly-polar solvents as DMF and DMSO. We should mention that

preparation of new energetic gels, based on our macrocycles and energetic liquids is currently in progress in our labs.

2.3.2 SEM/EDS Analysis: The morphologies and elements distribution in the macromolecules in cyclic, polymeric and gel




Figure 2. Pictures and optical microscopy images of DHTZ-HM, DHTZ-TM, DHTZ-MB macrocycles and polymers: (top row) pure macrocycles; (middle row) polymers; (bottom row) DMF-based gels of macrocycles (images of inverted vials with gels are included).




Figure 3. SEM images of DHTZ-HM, DHTZ-TM, DHTZ-MB in their cyclic, polymeric and DMF-gel forms: (a) irregularly-shaped C-DHTZ-HM, the EDS spectrum of the imaged area indicates mainly presence of C, N and O, with N content of 39% (Table S3); (b) C-DHTZ-TM, with N content of 47%; (c) regularly-shaped C-DHTZ-MB microspheres with diameter of 8-10 μm and N content of 32%; (d) P-DHTZ-HM small particles (1-2 μm) embedded into a matrix of a polymer, with N content of 38%; (e) an irregularly-shaped P-DHTZ-TM polymer, with N content of 28%; (f) P-DHTZ-MB polymer matrix (having a flat surface) decorated with several attached micro-spheres, most probably comprised of C-DHTZ-MB macrocycles (for comparison, see image c of this figure); (g) uniform gel of C-DHTZ-HM with DMF; (h) matrix of C-DHTZ-TM gel in DMF, embedded with bubbles or particles of the same macrocycle; (i) C-DHTZ-MB gel in DMF with rough surface, probably indicating a complex structure.

Examination of C-DHTZ-HM gel images shows this material smooth surface (Figure 3g). In contrast, C-DHTZ-TM gel shows a

forms were studied by SEM/EDS (Energy-dispersive X-ray spectroscopy). The typical obtained SEM images are shown in Figure 3 (corresponding EDS elemental analysis is presented in Table S3, Supporting Information).

self-assembly of the macrocycles in the matrix, creating bubbles on its surface (Figure 3h). C-DHTZ-MB gel has also a rough surface, probably due to merge of gel blocks of different sizes. The structures of our gels should give them characteristic rheological properties, relevant to application of these materials as propellants. The gel propellants offer particular advantages in applications where variable thrust strength and flexible operation at an extended range are needed. The separation of the fuels and the oxidants, the gel-like consistency of both substances ensure great insensitivity and safer to handle.

2.4 Thermal Behaviour and Performances of Macromolecules

2.4.1 Measurements of Heat Flow Properties: The heat flow DSC curves of studied materials were recorded at the heating rate of $5\text{ }^{\circ}\text{C min}^{-1}$ (Figure 5). The N_2 purge gas with a flow rate of 50 ml min^{-1} was used. The typical sample mass was in the range of 500-600 μg . We found that all DHTz-based macrocycles exhibit weak and broad endothermic peaks in a range of 35-78 $^{\circ}\text{C}$. These peaks could be attributed to torsion and relaxation of macrocycle chains. The endothermic step in all macrocycles was typically followed by a single exothermic decomposition peak in the range of 220-235 $^{\circ}\text{C}$. In contrast, the decomposition of DHTz-based polymers took place 3-10 $^{\circ}\text{C}$ earlier than their corresponding cyclic analogues. C-DHTZ-MB tolyl-based macrocycle exhibited the best thermal stability, with a shoulder peak after the main decomposition process, while among the polymers, P-DHTZ-TM (with the shortest alkyl chain) has the highest thermal stability. A quantitative comparison of the detailed heat flow parameters are shown in Table 3.

As could be seen in the Table 3, the abovementioned torsion and relaxation processes are covered by energy consumption of 73.1, 84.8 and 125.6 J g^{-1} for C-DHTZ-TM, C-DHTZ-MB and C-DHTZ-HM, respectively. It seems that macrocycles with larger ring size ($-\text{C}_6\text{H}_{12}-$) could undergo easier torsion and relaxation and therefore would absorb more energy for these processes. This result indicates that the cycle with larger size has lower thermal stability, which is the case for C-DHTZ-HM, with the onset temperature of 209.9 $^{\circ}\text{C}$. The other two macrocycles have comparable thermal stability with high explosive ϵ -2,4,6,8,10,12-hexanitro-2,4,6,8,10,12-hexaazaisowurtzitane (ϵ -CL-20), which decomposes at 232-238 $^{\circ}\text{C}$ ^{34,35}. However, the energy content and oxygen balance of our macrocycles are inferior to CL-20, as they have smaller heat of decomposition under oxygen lean environment.

In the case of DHTz-based polymers, it was found that alkane chain-containing polymers were generally more stable than the polymers containing tolyl building block, which starts to decompose at 178.5 $^{\circ}\text{C}$. Importantly to note that our energetic polymers are more stable than GAP due to inclusion of more stable energetic groups and incorporation of these groups into the backbone. It has been shown that the initial thermal decomposition of GAP can begin even at 70 $^{\circ}\text{C}$, producing low molecular weight gaseous products^{36,37}. Although the stability of GAP could be improved by copolymerization it with BAMO. The resulted copolymer also shows a broad endothermic melting peak at 66 $^{\circ}\text{C}$, with an enthalpy of 10 J g^{-1} , strongly indicating that the copolymerization may induce formation crystalline domains inside otherwise amorphous GAP polymer³⁸. The GAP/BAMO copolymer also shows a broad exothermic shoulder peak at 298 $^{\circ}\text{C}$, after the main exothermic

decomposition (at 228 °C). Our DHTz-based polymers have almost the same stability as the GAP/BAMO copolymer, especially the P-DHTz-HM, which could be a good candidate for energetic binders of propellants and explosives. Moreover, in comparison to the P-DHTz-HM, poly(NIMMO) and poly(GLYN) exhibit much lower thermal stability with relatively fast degradation below 190 °C.

The decomposition reaction of the energetic groups in GAP polymer are $-N_3$ groups³⁹, while in case of poly(NIMMO) and poly(GLYN) they are $-ONO_2$ ⁴⁰. The corresponding energies of

decomposition of the $-N_3$ and $-ONO_2$ groups are 685 and 167 $\text{kJ}\cdot\text{mol}^{-1}$, respectively⁴⁰. Therefore, the scission of the $-N_3$ group results in more energy release than in the decomposition of $-ONO_2$, which may indicate that the presence of $-N_3$ groups leads to formation of less energetic materials than analogous compounds containing the $-ONO_2$ moiety. Since in DHTz-based macromolecules do not contain energetic side groups, their decomposition begins with degradation of their backbones, resulting in a higher thermal stability.

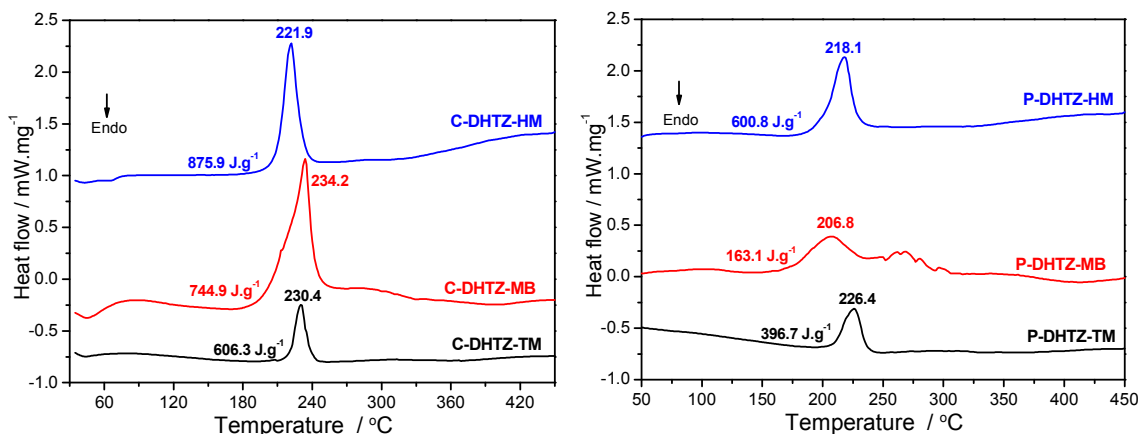


Figure 4. DSC thermograms of DHTz-based macromolecules (heating rate of $5.0\text{ }^\circ\text{C}\cdot\text{min}^{-1}$).

Table 3. DSC Parameters of DHTz-based macromolecules.

Materials	Endothermic peaks				Exothermic peaks			
	$T_o/^\circ\text{C}$	$T_p/^\circ\text{C}$	$T_e/^\circ\text{C}$	$\Delta H_1/\text{J}\cdot\text{g}^{-1}$	$T_o/^\circ\text{C}$	$T_p/^\circ\text{C}$	$T_e/^\circ\text{C}$	$\Delta H_2/\text{J}\cdot\text{g}^{-1}$
C-DHTz-HM	36.8	41.1	77.4	-125.6	209.9	221.9	249.2	875.9
C-DHTz-TM	37.2	41.9	76.6	-73.1	222.0	230.4	256.4	606.3
C-DHTz-MB	39.6	44.3	77.4	-84.8	215.3	234.2	271.2	744.9
P-DHTz-HM	-	-	-	-	201.2	218.1	245.1	600.8
P-DHTz-TM	-	-	-	-	210.7	226.4	249.9	396.7
P-DHTz-MB	-	-	-	-	178.5	206.8	244.8	163.1
GC-DHTz-HM	31.2	70.1	89.9	-1143.3	208.8	217.9	262.4	213.8
GC-DHTz-MB	35.7	72.8	148.1	-559.0	187.2	215.8	249.0	123.3

Note: T_o , onset temperature of the peaks; T_p , peak temperature of thermal events; T_e , the end temperature for heat change; ΔH_1 , heat absorption; ΔH_2 , heat release;

The thermal stability of the DMF gels containing DHTz macrocycles was evaluated by DSC and representative thermograms are shown in Figure 5.

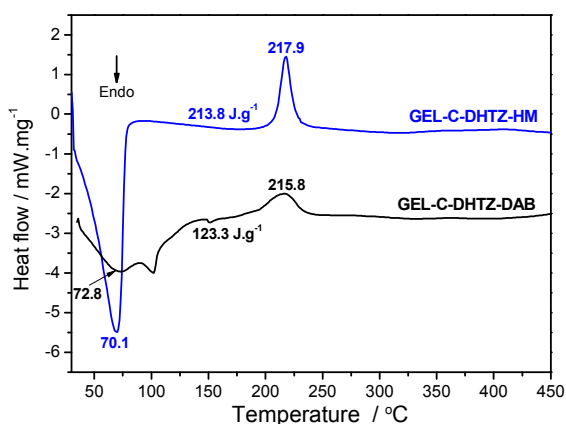


Figure 5. DSC thermograms of DMF gels containing DHTz macrocycles (heating rate, $5.0\text{ }^\circ\text{C}\cdot\text{min}^{-1}$).

The obtained DMF gels have much lower thermal stability than corresponding solid-state macrocycles, most probably due to the dispersion effect of the solvent, which affects and weakens the intermolecular binding energy between the macrocycle molecules. It is also the case for many other crystalline energetic materials that decompose in solution, where the stabilization effect of the crystal lattice is diminished⁴¹⁻⁴⁴. The gel of C-DHTz-HM shows a very broad endothermic peak (with heat absorption of $1143.3\text{ J}\cdot\text{g}^{-1}$), due to the dissolution of the C-DHTz-HM in DMF, which is followed by evaporation of the solvent. This observation indicates that more DMF molecules are bound by C-DHTz-HM macrocycle that has a larger ring size. It seems that the bonding effect between DMF and C-DHTz-TM is stronger than that of C-DHTz-HM, resulting in an endothermic shoulder peak at higher temperature (Figure 5).

2.4.2 Physical Properties and Performances: The experimentally determined constant-volume heat of combustion (ΔH_c) was measured by using oxygen bomb calorimetry. The ΔH_c values were corrected by considering the nitric acid formation during combustion of these nitrogen-rich energetic macromolecules. The corresponding heat of formation (ΔH_f) was calculated based on the experimental ΔH_c , when the effects of solvents were excluded. The combustion is an exothermic reaction and, consequently, ΔH_c

values obtained are negative. These thermodynamic data, together with other physical properties, including detonation and combustion parameters, predicted by EXPLO-5 code, are listed in Table 4. The calculated ΔH_f for C-DHTZ-HM, C-DHTZ-TM and C-DHTZ-MB macrocycles are -2.39 kJ g^{-1} , -0.63 kJ g^{-1} and -1.54 kJ g^{-1} , respectively. The P-DHTZ-HM and P-DHTZ-MB polymers exhibited larger ΔH_f than their cyclic counterparts. In principle, all macrocycles should have thermodynamically stable structures under ambient conditions. The ΔH_c of P-DHTZ-HM polymer was found to be -20.76 kJ g^{-1} , which is slightly larger than that of GAP.

Since we could not establish exactly the average Mw of our DHTz-based polymer, we used Mw and ΔH_f of a single repeating unit of each polymer for EXPLO-5 calculations. It was previously reported that changes in the Mw of the GAP don't affect the ΔH_c of this polymer⁴⁵. Therefore, the ΔH_f of our repeating units could be calculated on a basis of ΔH_c of their polymers. We found that ΔH_c values for all our polymers are larger than that of the poly(GLYN) (Table 4). In case of nitrogen-rich polymers, containing energetic moieties in the backbone, their ΔH_c values are practically determined by the chain structures. The combustion of a common energetic polymer usually starts with the degradation of its energetic groups.

Table 4. Explosive properties and performance of DHTz-based energetic macromolecules and reference compounds.

	C-DHTZ-HM	C-DHTZ-TM	C-DHTZ-MB	P-DHTZ-HM	P-DHTZ-TM	P-DHTZ-MB	RDX	GAP ₂₉₀₀	poly(GLYN)
Formula	C ₂₀ H ₃₆ N ₂₀ O ₄	C ₁₆ H ₂₈ N ₂₀ O ₄	C ₂₂ H ₂₄ N ₂₀ O ₄	C ₁₁ H ₂₀ N ₁₀ O ₂	C ₉ H ₁₆ N ₁₀ O ₂	C ₁₁ H ₁₂ N ₁₀ O ₂	C ₃ H ₆ N ₆ O ₆	C ₃ H ₅ N ₃ O	C ₃ H ₅ NO ₄
M _w	620.6	564.5	632.6	324.4	296.3	316.3	222.1	99.1	119.0
OB	-139.4	-119.2	-131.5	-148.7	-129.7	-131.6	-21.6	-121	-60.5
N%	45.1	49.6	44.3	43.2	47.3	44.3	37.8	42.41	9.3
T _p	221.9	230.4	234.2	218.1	226.4	206.8	241.3	200.1	204.3
ΔH_c (sol)	-19.80	-18.59	-17.61	-20.26	-17.71	-19.15	-	-	-
ΔH_c	-18.60	-17.65	-17.60	-20.76	-14.47	-18.28	-9.42	-20.20	-14.70
ΔH_f	-2.39	-0.63	-1.54	-1.40	-5.22	-0.85	+0.38	+1.15	-2.71
ρ	1.58	1.82	1.50	1.27	1.34	1.17	1.82	1.30	1.46
VoD	4195	7626	4399	4611	-	4831	8760	5041	6755
Gas vol.	745	752	649	751	-	708	836	739	838
I _{sp}	169	191	171	182	117	199	270	217	176

Notes: M_w, Molecular weight, in g mol⁻¹; ΔH_c (sol), measured heat of combustion for as-prepared macromolecules, in kJ g⁻¹; ΔH_c , calculated heat of combustion for pure materials, in kJ g⁻¹; ΔH_f , experimental heat of formation, in kJ g⁻¹; ρ , density, in g cm⁻³; VoD, detonation velocity, calculated by EXPLO-5 code, in km s⁻¹; I_{sp}, theoretical specific impulse, calculated at the pressure of 7 MPa, and the compositions contain 40% of the involved compound and 60% of ammonia dinitramide (ADN), in s⁻¹; Gas vol., calculated volume of detonation gas products (EXPLO-5) at standard conditions, in dm³ kg⁻¹ⁿ (n=1 for cycles);

We found that C-DHTZ-TM macrocycle has a higher VoD (7626 m s⁻¹) than TNT, while P-DHTZ-HM polymer has a larger detonation gas production than GAP, due to higher nitrogen content. Safety measurements of the most energetic macrocycle C-DHTZ-TM showed high insensitivity to impact (10 kg hammer, H₅₀ = 64.2 J) and friction (36 kg, >352.8 N). The VoDs of all our polymers are less than 5 km s⁻¹, which is slightly lower than that of the GAP. However, the ADN based compositions, bonded by 60 wt.% of P-DHTZ-HM or P-DHTZ-MB polymers, have higher theoretical I_{sp} than ADN-bonded by poly(GLYN).

Experimental

General: Reagents and solvents used in this work were of high grades and were used as supplied. ¹H and ¹³C NMR spectra were recorded on a 400 MHz NMR spectrometer. Infrared spectra were recorded on a FTIR spectrometer equipped with a diamond ATR unit. Mass spectra were recorded on a high-resolution ESI-Q-ToF machine. Elemental analyses (CHN) were performed at the service facility of the Hebrew University. Decomposition points were determined by differential scanning calorimetry (DSC). Measurements were performed at a heating rate of 5 °C min⁻¹ in closed aluminium sample pans with a small hole in the lid, under a nitrogen flow of 20 mL min⁻¹, using an empty aluminium sample pan as a reference. Melting points were measured on a melting point apparatus in open glass capillaries. The XRD spectra were obtained using Cu K α at voltage of 30 kV, where the scan ranges is 5-70 deg. at a speed of 0.5 deg. min⁻¹. The experimental densities were obtained by pycnometry measurements at ambient temperature.

Synthesis of C-DHTZ-HM: To a solution of DHTz (145 mg, 0.1 mmol) in a mixture of DMF/THF (30 ml, 1:1 v/v) 1,6-hexamethylene diiso-

cyanate (168 mg, 0.1 mmol) was added and the resulted solution was stirred at room temperature for overnight. Formed precipitate was filtered, washed with THF (3 \times 20 ml), water (3 \times 50 ml) and vacuum dried. A crude solid material was re-dissolved in DMF (20 ml) at 100°C and water (5 ml) was added dropwise. Upon cooling to room temperature a pure **C-DHTZ-HM** precipitated. It was filtered out, washed with THF (3 \times 20 ml) and vacuum dried. Yield: 51%. T_{decomp.} (DSC) 227 °C. FTIR (ATR, cm⁻¹): 3264 (w), 2929 (m), 2346 (m), 1648 (m), 1533 (m), 1437 (m), 1256 (s), 1055 (m), 950 (m), 568 (s). ¹H NMR (400 MHz, DMSO-d₆) δ : 0.33 (s, 8H, CH₂), 0.48 (s, 8H, CH₂), 2.10 (s, 8H, CH₂), 5.68 (bs, 4H, NH), 7.05 (s, 4H, NH), 8.31 (s, 4H, NH); ¹³C NMR (100 MHz, DMSO-d₆) δ : 26.5 (CH₂), 30.3 (CH₂), 39.6 (CH₂), 159.0 (C=O), 163.4 (C=N). HRMS (ESI⁻): m/z = 619.3146 [M - H].

Synthesis of C-DHTZ-TM: To a solution of DHTz (145 mg, 0.1 mmol) in DMF (30 ml) 1,4-bisocyanatobutane (145 mg, 0.1 mmol) was added and the resulted solution was stirred at room temperature for overnight. Formed precipitate was filtered, washed with THF (3 \times 20 ml), water (3 \times 50 ml) and vacuum dried. A crude solid material was re-dissolved in DMF (10 ml) at 90°C and water (3 ml) was added dropwise. Upon cooling to room temperature a pure **C-DHTZ-TM** precipitated. It was filtered out, washed with THF (3 \times 20 ml) and vacuum dried. Yield: 42%. T_{decomp.} (DSC) 230.4 °C. FTIR (ATR, cm⁻¹): 3271 (w), 2351 (s), 2321 (s), 1625 (m), 1566 (m), 1439 (m), 1244 (m), 1037 (s), 959 (m), 567 (m). ¹H NMR (400 MHz, DMSO-d₆) δ : 1.30 (bs, 8H, CH₂), 2.87 (bs, 8H, CH₂), 6.55 (bs, 4H, NH), 7.93 (s, 4H, NH), 9.20 (s, 4H, NH). ¹³C NMR (100 MHz, DMSO-d₆) δ : 26.2 (CH₂), 37.9 (CH₂), 151.6 (C=O), 161.9 (C=N). ¹³C DEPT135 (100 MHz, DMSO-d₆) δ : 26.2 (CH₂), 37.9 (CH₂). HRMS (ESI⁻): m/z = 587.2502 [M - H].

Synthesis of C-DHTZ-MB: To a solution of DHTz (145 mg, 0.1 mmol) in a mixture of DMF/THF (30 ml, 1:1 v/v) toluene-2,4-diisocyanate (175 mg, 0.1 mmol) was added and the resulted solution was stirred at room temperature for overnight. Formed precipitate was filtered, washed with THF (3×20 ml), water (3×50 ml) and vacuum dried. A crude solid material was re-dissolved in DMF (20 ml) at 60°C and water (20 ml) was added dropwise. Upon slow cooling to room temperature a pure **C-DHTZ-MB** precipitated. It was filtered out, washed with THF (3×20 ml) and vacuum dried. Yield: 57 %. $T_{\text{decomp.}}$ (DSC) 234.2 °C. FTIR (ATR, cm^{-1}): 3738 (m), 3630 (m), 3178 (w), 2521 (w), 2171 (m), 2009 (m), 1538 (m), 1045 (m), 640 (s). (400 MHz, DMSO- d_6) δ : 2.10 (s, 6H, CH_3), 7.04 (s, 4H, NH), 7.66-8.82 (m, 10H, 4 NH + 6 aromatics), 9.43 (s, 4H, NH). ^{13}C NMR (100 MHz, DMSO- d_6) δ : 17.2 (CH_3), 110.3 (CH, aromatic), 126.1 (CH, aromatic), 129.6 (C-NH, aromatic), 137.8 (C- CH_3 , aromatic), 155.8 (C=O), 162.0 (N-C-N tetrazine). HRMS (ESI-): m/z = 631.2205 [M - H].

Synthesis of P-DHTZ-HM: To a dispersion of DHTz (145 mg, 0.1 mmol) in DMF (1 ml) 1,6-hexamethylene diisocyanate (168 mg, 0.1 mmol) was added and the resulted solution was stirred at room temperature for overnight. Formed rubber-like red-orange solid was filtered, washed with DMF (3×20 ml), water (5×100 ml) and extensively vacuum dried to give **P-DHTZ-HM** polymer. $T_{\text{decomp.}}$ 218.1 °C. FTIR (ATR, cm^{-1}): 3708 (m), 3243 (w), 2937 (m), 1647 (s), 1551 (s), 1413 (m), 1262 (m), 1051 (m), 943 (s), 479 (w).

Synthesis of P-DHTZ-TM: To a dispersion of DHTz (145 mg, 0.1 mmol) in DMF (1 ml) 1,4-bis-isocyanatobutane (145 mg, 0.1 mmol) was added and the resulted solution was stirred at room temperature for overnight. Formed rubber-like red-orange solid was filtered, washed with DMF (3×20 ml), water (5×100 ml) and extensively vacuum dried to give **P-DHTZ-TM** polymer. $T_{\text{decomp.}}$ (DSC) 226.4 °C. FTIR (ATR, cm^{-1}): 3226 (m), 2931 (m), 2340 (m), 1647 (s), 1533 (s), 1448 (s), 1261 (m), 1044 (m), 943 (s) 544 (s).

Synthesis of P-DHTZ-MB: To a dispersion of DHTz (145 mg, 0.1 mmol) in DMF (1 ml) toluene-2,4-diisocyanate (175 mg, 0.1 mmol) was added and the resulted solution was stirred at room temperature for overnight. Formed rubber-like red-orange solid was filtered, washed with DMF (3×20 ml), water (5×100 ml) and extensively vacuum dried to give **P-DHTZ-MB** polymer. $T_{\text{decomp.}}$ (DSC) 206.8 °C. FTIR (ATR, cm^{-1}): 3220 (w), 2340 (m), 1659 (s), 1520 (s), 1442 (s), 1316 (m), 1238 (s), 1039 (m), 949 (s), 666 (w), 551 (s), 485 (m).

Conclusions

A new family of DHTz-based energetic macrocycles and polymers was prepared by using toluene-2,4-diisocyanate, 1,4-bisocyanato-butane and 1,6-diisocyanato-hexane. In order to obtain macrocycles, reactions need to be performed in DMF, under high-dilution conditions. In contrast, for the corresponding energetic polymers, high concentration of the starting materials in mixtures of DMSO/THF or DMF/THF was required.

From DSC measurements, we found that the thermal stability of DHTz-based energetic materials was higher than of the currently used energetic polymers, such as GAP, poly(NIMMO) and poly-(GLYN). Moreover, C-DHTZ-TM macrocycle has calculated VoD of 7626 m s^{-1} (EXPLO-5), while P-DHTZ-HM has calculated detonation gas production larger than GAP due to its higher nitrogen content. We also calculated that the ADN-based compositions, bonded by 60 wt.% of P-DHTZ-HM or P-DHTZ-MB polymers exhibited higher I_{sp} than ADN bonded by poly(GLYN). Characterization of our new energetic macromolecules revealed the presence of significant amounts of DMF entrapped within their molecular mesh in solid

state. These observations lead us to evaluate DMF-soluble cyclic macrocycles as gelators for this solvent, while the corresponding polymers were found to be practically insoluble in all tested solvents. The structures of our gels should give these materials characteristic rheological properties, relevant to their application as propellants. The gel propellants offer particular advantages in applications where variable thrust strength and flexible operation at an extended range are required. The separation of the fuels and the oxidants, the gel-like consistency of both substances ensure great insensitivity and safer to handle. Therefore, we believe that our new high-rich macromolecules could be useful as promising energetic binders or gelators for various propellants.

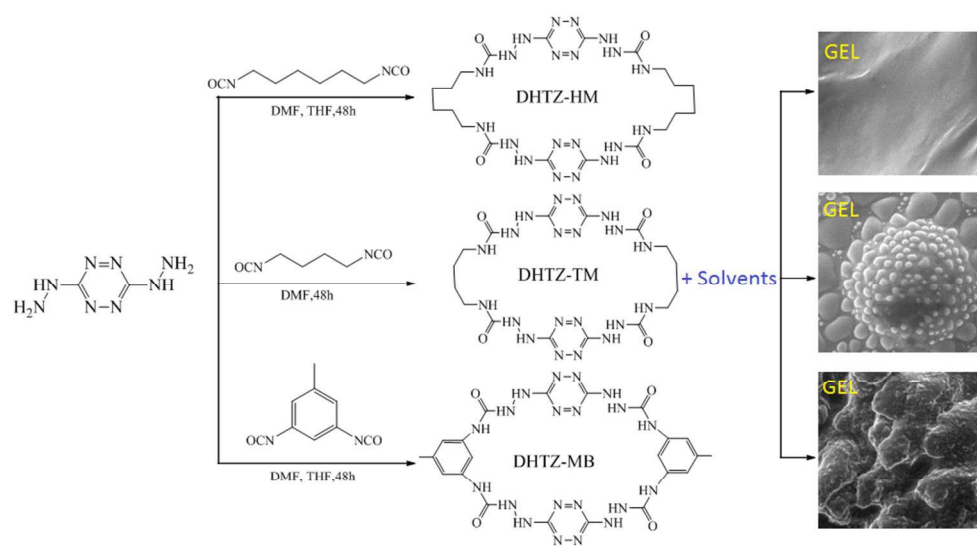
Acknowledgements

The authors are thankful to the Momentum Foundation and Tel Aviv University for funding on this project.

Notes and references

- Gaur, B., Lochab, B., Choudhary, V., Varma, I.K. Azido Polymers - Energetic Binders for Solid Rocket Propellants, *J. Macromol. Sci. - Polym. Rev.*, 2003, **43**, 505-545.
- Mohan, Y.M., Raju, K.M., Sreedhar, B. Synthesis and characterization of glycidyl azide polymer with enhanced azide content, *Int. J. Polym. Mater. Polym. Biomater.*, 2006, **55**, 441-455.
- Mohan, Y.M., Raju, K.M. Synthesis and characterization of low molecular weight azido polymers as high energetic plasticizers, *Int. J. Polym. Anal. Charact.*, 2004, **9**, 289-304.
- Murphy, E.A., Ntozakhe, T., Murphy, C.J., Fay, J.J., Sperling, L.H. Characterization of poly(3,3-bisethoxymethyl oxetane) and poly(3, 3-bisazidomethyl oxetane) and their block copolymers, *J. Appl. Polym. Sci.*, 1989, **37**, 267-281.
- Wang, G., Ge, Z., Luo, Y. Synthesis and Characterization of Poly(3-azidomethyl-3-methyl oxetane) by the Azidation of Poly(3-mesyloxymethyl-3-methyl oxetane), *Propellants, Explos., Pyrotech.*, 2015. Article in Press.
- Bunyan, P.F. An investigation of the thermal decomposition of poly(3-nitratomethyl-3-methyl oxetane), *Thermochim. Acta*, 1992, **207**, pp. 147-159.
- Kimura, E., Oyumi, Y., Kawasaki, H., Maeda, Y., Anan, T. Characterization of BAMO/NMMO copolymers, *Propellants, Explos., Pyrotech.*, 1994, **19** (5), 270-275.
- Rodney W., Alfred G. S., Robert S. D., Polyglycidyl nitrate plasticizers, US 5380777 A, Jan 1995.
- Kazemi, A., Hayaty, M., Mousaviazar, A., Samani, K.A., Keshavarz, M.H. The synthesis and characterization of polyvinyl nitrate as an energetic polymer and study of its thermal behavior, *J. Therm. Anal. Calorim.*, 2015, **119**, 613-618.
- P.F. Bunyan, An investigation of the thermal decomposition of poly(3-nitratomethyl-3-methyl oxetane), *Thermochim. Acta*, 1992, **207**, 147-159.
- Menke, K., Heintz, T., Schweikert, W., Keicher, T., Krause, H. Formulation and Properties of ADN/GAP propellants, *Propellants, Explos., Pyrotech.*, 2009, **34**, 218-230.
- Zhang, Z., Wang, G., Wang, Z., Zhang, Y., Ge, Z., Luo, Y. Synthesis and characterization of novel energetic thermoplastic elastomers based on glycidyl azide polymer (GAP) with bonding functions, *Polym. Bull.*, 2015, 13p. Article in Press.
- Noda, Y., Ono, S., Ohno, K. Geometry dependence of electronic and energetic properties of one-dimensional peanut-shaped fullerene polymers, *J. Phys. Chem. A*, 2015, **119**, 3048-3055.
- Kawamoto, A.M., Diniz, M.F., Lourenccedil'lo, V.L., Takahashi, M.F.K., Keicher, T., Krause, H., Menke, K., Kempa, P.B. Synthesis and characterization of GAP/BAMO copolymers applied at high energetic composite propellants, *J. Aeros. Techn. Manage.*, 2010, **2**, 307-322.

- (15) Mohan, Y.M., Mani, Y., Raju, K.M. Synthesis of azido polymers as potential energetic propellant binders, *Design. Monom. Polym.*, 2006, **9**, 201-236.
- (16) Bellamy, A.J., King, D.S., Golding, P. Synthesis of energetic polymers by the introduction of energetic groups onto polymeric primary and secondary amines, *Propellants, Explos., Pyrotech.*, 2004, **29**, 166-177.
- (17) Jin, B., Shen, J., Peng, R., Shu, Y., Tan, B., Chu, S., Dong, H. Synthesis, characterization, thermal stability and sensitivity properties of the new energetic polymer through the azidoacetylation of poly(vinyl alcohol), *Polym. Degrad. Stabil.*, 2012, **97**, 473-480.
- (18) Kizhnyayev V. N., Pokatilov F. A., Vereshchagin L. I. Carbon chain Polymers with Oxadiazole, Triazole, and Tetrazole Cycles, *Polym. Sci. Ser. C* 2008, **50**, 1-21.
- (19) Clavier, G., Audebert, P. S. Tetrazines as building blocks for new functional molecules and molecular materials, *Chemical Reviews*, 2010, **110**, 3299-3314.
- (20) Sagot, E., Le Roux, A., Soulivet, C., Pasquinet, E., Poullain, D., Girard, E., Palmas, P. Synthesis of linear and hyper branched tetrazine-based polyheterarylene assemblies with high nitrogen content, *Tetrahedron*, 2007, **63**, 11189-11194.
- (21) Overberger CG, Michelotti FW, The Preparation of Polymers and Copolymers from Vinylpyrimidines and Triazines. *J. Am. Chem. Soc.*, 1958, **80**, 988-991.
- (22) Ehlers G. F. L., Ray J. D., Synthesis and Characterization of Poly-s-Triazinyleneimides. *J. Polym. Sci. A*. 1964, **2**: 4989-5003.
- (23) Oja P. D., Creek W., Niles E. T., High Nitrogen Polymers Prepared by Reacting Aldehydes with Aminoguanidines, Tetrazoles, or Triazoles, 1968, US Pat. 3375230.
- (24) Klapötke T. M., Sproll S. M., Investigation of Nitrogen-Rich Energetic Polymers Based on Alkylbridged Bis-(1-methyl-tetrazolyhydrazines). *J. Pol. Sci. A: Polym. Chem.*, 2010, **48**, 122-127.
- (25) Betzler, F.M., Boller, R., Grossmann, A., Klapötke, T.M. Novel insensitive energetic nitrogen-rich polymers based on tetrazoles, *J. Chem. Sci., Section B*, 2013, **68**, 714-718.
- (26) Sagot E., Le Roux A., Soulivet C., Pasquinet E., Poullain D., Girard E., Palmas P., Synthesis of Linear and Hyperbranched Tetrazine-Based Polyheterarylenes Assemblies with High Nitrogen Content, *Tetrahedron*, 2007, **63**, 11189-11194.
- (27) Mahkam, M., Nabati, M., Latifpour, A., Aboudi, J. Synthesis and characterization of new nitrogen-rich polymers as candidates for energetic applications, *Design. Monom. Polym.*, 2014, **17**, 453-457.
- (28) Gong, Y.-H., Audebert, P., Clavier, G., Miomandre, F., Tang, J., Badré, S., Méallet-Renault, R., Naidus, E. Preparation and physicochemical studies of new multiple rings s-tetrazines, *New J. Chem.*, 2008, **32**, 1235-1242.
- (29) Ding, J., Li, Z., Cui, Z., Robertson, G.P., Song, N., Du, X., Scoles, L. The preparation of 3,6-bis(3-hexylthien-2-yl)-s-tetrazine and its conjugated polymers, *J. Polym. Sci., Part A: Polym. Chem.*, **49**, 2011, 3374-3386.
- (30) Zhou, Qing. Synthesis of new tetrazines functionalized with photoactive and electroactive groups. PhD diss., École normale supérieure de Cachan-ENS Cachan, 2012.
- (31) Synthesis and temperature-dependent conformational preferences of macrocycles containing the 2,2'-bipyridyl moiety; *J. Am. Chem. Soc.*, 1979, **101**, 4472-4477.
- (32) J. van Esch, S. de Feyter, R. M. Kellogg, F. D. Schryver, B. L. Feringa, *Chem. Eur. J.*, 1997, **3**, 1238-1243.
- (33) F. S. Schoonbeek, J. H. van Esch, R. Hulst, R. M. Kellogg, B. L. Feringa, *Chem. Eur. J.*, 2000, **6**, 2633-2643.
- (34) Q.-L. Yan, S. Zeman, R. Svoboda, A. Elbeih, J. Málek. The effect of crystal structure on the thermal initiation of CL-20 and its C4 bonded explosives (II): models for overlapped reactions and thermal stability, *J Therm Anal Calorim*, 2013, **112**, 837-849.
- (35) Q.-L. Yan, S. Zeman, A. Elbeih, Zhen-Wei Song, J. Málek. The effect of crystal structure on the thermal reactivity of CL-20 and its C4 bonded explosives (I): thermodynamic properties and decomposition kinetics, *J Therm Anal Calorim*, 2013, **112**, 823-836.
- (36) Wang, T.-F., Li, S.-F. The thermal decomposition and combustion of a new type high energy polymer GAP, *Chin. J. Explos. Propellants*, 2005, **28**, 5-8.
- (37) Korobeinichev, O.P., Kuibida, L.V., Volkov, E.N., Shmakov, A.G. Mass spectrometric study of combustion and thermal decomposition of GAP, *Combustion and Flame*, 2002, **129**, 136-150.
- (38) Pisharath, S., Ang, H.G. Synthesis and thermal decomposition of GAP-Poly(BAMO) copolymer, *Polymer Degradation and Stability*, 2007, **92**, 1365-1377.
- (39) N. Kubota, T. Sonobe, A. Yamamoto, and H. Shimizu, Burning Rate Characteristics of GAP Propellants, *J. Propul. Power*, 1990, **6**, 686.
- (40) P. F. Bunyan, B. W. Clements, A. V. Cunliffe, H. Desai, and S. A. Torry, Structure of Energetic Ether Prepolymers, Insensitive Munitions and Energetic Materials Technology Symposium, Orlando, FL, USA, 6-9 October 1997, NDIA.
- (41) H. Cheradame, J.P. Andreolety, E. Rousset Homopolymerization of 3,3-bis(azidomethyl)oxetane and its copolymerization with 3-chloromethyl-3-(2,5,8-trioxadecyl) oxetane, *Makromol Chem*, 1991, **192**, 901-918.
- (42) S. Zeman, Sensitivity of high energy compounds, in: T. Klapoetke (Ed), High Energy Density Materials, Series: Structure & Bonding, Springer, New York, 2007, **125**, 195-271.
- (43) S. Zeman, Z. Friedl, Relationship between electronic charges at nitrogen atoms of nitro groups and onsets of thermal decomposition of polynitro arenes, *Cent. Eur. J. Energ. Mater.* 2004, **1**, 3-21.
- (44) Q.-L. Yan, S. Zeman, J. Šelešovsky, R. Svoboda, A. Elbeih, Thermal behavior and decomposition kinetics of Formex-bonded explosives containing different cyclic nitramines, *J Therm Anal Calorim*, 2013, **111**, 1419-1430.
- (45) Diaz, E., Brousseau, P., Ampleman, G., Prud'homme, R.E. Heats of combustion and formation of new energetic thermoplastic elastomers based on GAP, polyNIMMO and polyGLYN, *Propellants, Explos., Pyrotech.*, 2003, **28**, 101-106.



276x161mm (96 x 96 DPI)