

RSC Advances



This is an *Accepted Manuscript*, which has been through the Royal Society of Chemistry peer review process and has been accepted for publication.

Accepted Manuscripts are published online shortly after acceptance, before technical editing, formatting and proof reading. Using this free service, authors can make their results available to the community, in citable form, before we publish the edited article. This *Accepted Manuscript* will be replaced by the edited, formatted and paginated article as soon as this is available.

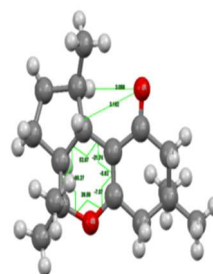
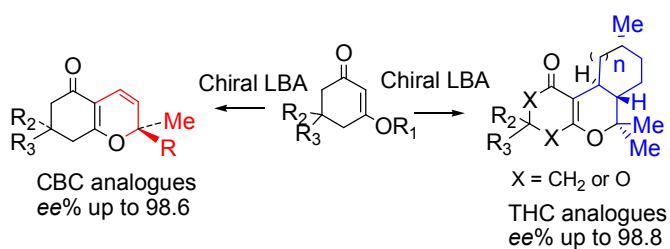
You can find more information about *Accepted Manuscripts* in the [Information for Authors](#).

Please note that technical editing may introduce minor changes to the text and/or graphics, which may alter content. The journal's standard [Terms & Conditions](#) and the [Ethical guidelines](#) still apply. In no event shall the Royal Society of Chemistry be held responsible for any errors or omissions in this *Accepted Manuscript* or any consequences arising from the use of any information it contains.

Graphical Abstract

Efficient catalyst for tandem solvent free enantioselective Knoevenagel-formal [3+3] cycloaddition and Knoevenagel-Hetero-Diels-Alder Reactions

Sylvia Fernandes,^a P. Rajakannu^b and Sujata V. Bhat*^a



In this study highly efficient catalyst has been observed for one-pot solvent free enantioselective *Knoevenagel*-[3+3] cycloaddition and *Knoevenagel*-Hetero-Diels-Alder reactions. Thus, the synthesis of bicyclic tetrahydro-2*H*-chromen-5(6*H*)-one and tricyclic octahydro-2*H*-benzo[*c*]-chromen-1(6*H*)-one derivatives with enantioselectivity up to ee 98.8% has been achieved in the presence of chiral LBA, titanium-isopropoxy-(*S*)-BINOLate under a solvent free condition. The stereochemistry of tricyclic product **10** has been further supported by single crystal X-ray analysis.



Journal Name

ARTICLE

Received 00th January 20xx,
Accepted 00th January 20xx
DOI: 10.1039/x0xx00000x
www.rsc.org/

Efficient catalyst for tandem solvent free enantioselective Knoevenagel-formal [3+3] cycloaddition and Knoevenagel-Hetero-Diels-Alder Reactions

Sylvia Fernandes,^a P. Rajakannu^b and Sujata V. Bhat*^a

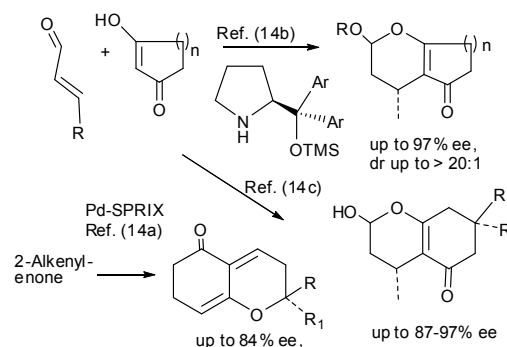
In this study highly efficient catalyst has been observed for tandem solvent free enantioselective Knoevenagel-formal [3+3] cycloaddition and Knoevenagel-Hetero-Diels-Alder reactions. Thus, the synthesis of bicyclic tetrahydro-2*H*-chromen-5(6*H*)-one and tricyclic octahydro-2*H*-benzo[*c*]-chromen-1(6*H*)-one derivatives with enantioselectivity up to *ee* 99% has been achieved in the presence of chiral Lewis acid assisted Brønsted acid, (LBA), titanium-isopropoxy-(*S*)-BINOLate under a solvent free condition. The stereochemistry of tricyclic product **10** has been further supported by single crystal X-ray analysis. This domino powerful strategy combines both the economic and environmental aspects of organic chemistry, which are necessary for academic and industrial applications.

Introduction

Several bioactive natural products contain tetrahydro-benzopyran moiety,¹ some examples being forskolin,² hongoquercin A,^{3a} zanthosimuline,^{3b} chromazonarol,^{3c} Δ^9 -tetrahydrocannabinol (THC),⁴ cannabichromene (CBC).^{5a} etc. Asymmetric catalysis of organic reactions to provide enantiomerically enriched products is of central importance to modern synthetic and pharmaceutical chemistry. Therefore, the need for truly efficient and practical asymmetric synthesis has been one of the greatest challenges for synthetic chemists.⁶

A common approach for the synthesis of bicyclic tetrahydro-2*H*-chromen-5(6*H*)-one and tricyclic octahydro-2*H*-benzo[*c*]-chromen-1(6*H*)-one rings utilizes *Knoevenagel*-[3+3] cycloaddition and *Knoevenagel*-Hetero-Diels-Alder reactions. Several catalysts have been reported for these reactions.⁷⁻¹³ In previous reports, the reactions between 1,3-dicarbonyls (**2** or **3**) and olefinic aldehydes **4a** or **4b** were evaluated in the presence of catalysts such as InCl₃,⁷ EDDA,⁸ *p*-TSA,⁹ BF₃OEt₂,⁹ TiCl₄,⁹ In(OTf)₃,⁹ phosphoric acid,¹⁰ EDDA/ZnCl₂,¹¹ water,¹² NaOMe/MeOH^{13a} etc. A recent report utilizes a new hollow-structured ZIF-8-H nanosphere as a catalyst for [3+3] cycloaddition reactions.^{13b}

In previous reports, enantioselective cyclization of 2-alkenyl-1,3-diones promoted by Pd-SPRIX catalyst was evaluated, where isomeric 2,2-dialkyl-6,7-dihydro-2*H*-chromen-5(3*H*)-ones were formed in *ee* up to 88%.^{14a} Similarly, the enantioselective addition of conjugated aldehyde to 1,3-cyclohexadione and cyclopentadione in the presence of organo-catalyst (trimethylsilyl-1,1-diaryl-prolinol) has been achieved, which yielded 4-



Scheme 1 Reported asymmetric syntheses of chromanones in the presence of chiral catalysts

substituted-2-hydroxy or 2-acyloxy-chromenones^{14b,c} in *ee* up to 97% (Scheme 1).

We report herein a highly efficient tandem solvent free enantioselective *Knoevenagel*-formal[3+3] cycloaddition and *Knoevenagel*-Hetero-Diels-Alder reactions in the presence of the chiral LBA titanium-isopropoxy-(*S*)-BINOLate (**1**) (Figure 1).

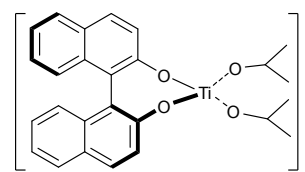
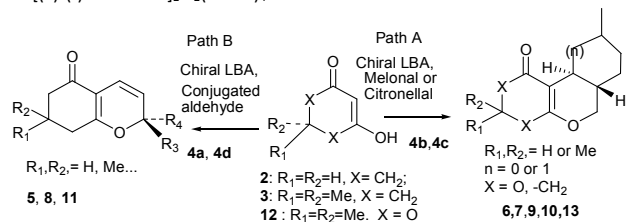


Figure 1 [(*S*)-BINOLate]₂Ti₂(O-*i*-Pr)₄ (**1**) (LBA)

^aLaboratory for Advanced Research in Natural and Synthetic Chemistry, V. G Vaze College, Mumbai University, Mithagar Road, Mulund East, Mumbai 400 081, India. E mail: Sujata8b@gmail.com

^bDepartment of Chemistry, Indian Institute of Technology, Powai, Mumbai 400 076, India

† Electronic Supplementary Information (ESI) available: Experimental procedures, characterisation data for new compounds, X-ray crystal structure details, copies of NMR, GCMS spectra and chiral GC analysis. See DOI: 10.1039/x0xx00000x

Table 1 Products of enantioselective reactions in the presence of [(S)-(-)-BINOLate]₂Ti₂(O-*i*-Pr)₄^{a,b,c}

Entry	Aldehydes	Product	Yield %, (ee%)
1.			80 (99)
2.			76 (97)
3.			77 (88)
4.	4a		77 (89)
5.	4b		76 (89)
6.	4c		77 (99)
7.			75 (98)
8.	4b		72 (83)

^a Reaction conditions: catalyst **1** (3 mol%) at 0 °C, N₂ atmosphere^b Isolated yield^c Enantiomeric excess (ee%) was obtained in GC analysis using chiral Beta Dex column

Thus, the synthesis of bicyclic tetrahydro-2H-chromen-5(6H)-one and tricyclic octahydro-2H-benzo[c]-chromen-1(6H)-one derivatives with enantioselectivity up to 98.8% has been achieved in the presence of chiral LBA, under a solvent free condition (Scheme 2, Table 1).

Results and discussion

The chiral catalyst **1** was prepared according to the reported procedure.¹⁵ Initially, the reaction of 1,3-cyclohexadienone (**2**) and citral (**4a**) in CH₂Cl₂ at 0 °C under N₂ atmosphere was attempted, which went to completion in ½ h, with 79% yield. A similar reaction of 1,3-cyclohexadienone (**2**) and citral (**4a**) in the presence of chiral catalyst **1** under solvent free condition gave similar yield in the same duration of time. Hence we carried further reactions under solvent free condition.

The reaction between α,β-unsaturated aldehyde such as citral (**4a**) (17.90 mmol) and 1,3-cyclohexadienone (**2**) or dimedone (**3**) (17.90 mmol) was achieved in the presence of **1** (3 mol %) at 0 °C under solvent free condition. The reaction was monitored by GC and TLC analyses and was completed within ½ h to give the bicyclic tetrahydro-2H-chromen-5(6H)-one derivatives **5** (80% yield and 99% ee) and **8** (77% yield and 89% ee) respectively (Table 1, entries 1 and 4).

Additional reactions of 1,3-dicarbonyl compounds **2** or **3** with terpenic olefinic aldehydes such as (*R*)-citronellal (**4b**), (*R*)-melonal (**4c**) were also evaluated on the same reaction scale, which yielded tricyclic octahydro-2H-benzo[c]-chromen-1(6H)-one derivatives **6**, **7**, **9** and **10** respectively in ~77% yields and ee in the range of 88–98% (Table 1, entries 2, 3, 5, 6). Similarly, the reaction of cyclohexa-1,3-dione (**2**) with conjugated aldehyde (*E*)-7-formyl-3-methyl-oct-6-enyl acetate (**4d**) yielded bicyclic chromenone adduct **11** (75% yield and 98% ee). The reaction of Meldrum's acid (**12**) with (*R*)-citronellal (**4b**) gave tricyclic [1,3]dioxino[4,5-*c*]isochromen-1(6H)-one derivative **13**. The reaction of cyclopenta-1,3-dione with (*R*)-citronellal (**4b**) did not yield tricyclic product. Apparently Knoevenagel adduct intermediate in case of cyclopenta-1,3-dione does not undergo hetero-Diels-Alder reaction under present reaction condition.

The required aldehydes (*R*)-melonal (**4c**) and (*R*)-(*E*)-7-formyl-3-methyl-oct-6-enyl acetate (**4d**) were synthesised with minor modifications of reported procedures.¹⁶

The structures of compounds **5–11**, **14** and **15** were identified with IR, ¹H NMR, ¹³C NMR, GC/MS and HRMS data. In ¹H-NMR spectrum, the olefinic protons of **5** absorbed at δ 6.45 (*d*, *J* = 10.12 Hz, 1 H), 5.18 (*d*, *J* = 10.12 Hz, 1 H). ¹³C NMR spectrum of compound **5** showed peaks at δ 194.9 and 172.1 due to C-5 carbonyl and C-8a enol carbon respectively. The olefinic carbons absorbed at δ 131.9, 123.6, 121.6, 116.4, 110.3 and etheral carbon at δ 82.4. ¹H-NMR compound **6** showed absence of olefinic protons. The ¹³C NMR spectrum of compound **6** showed peaks at δ 197.8 and 170.5 due to carbonyl and enol carbon respectively. The ¹H-NMR and ¹³C-NMR of remaining molecules were also in agreement with their structures.

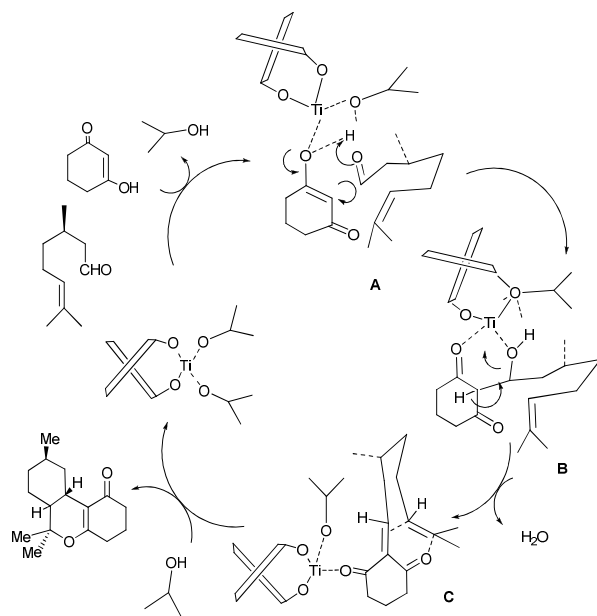


Figure 4 The probable mechanism of formation of octahydro-6,6,9-trimethyl-2H-benzo[c]-chromen-1(6H)-one derivatives

Thus, the synthesis of bicyclic tetrahydro-2H-chromen-5(6H)-one and tricyclic octahydro-2H-benzo[c]-chromen-1(6H)-one derivatives with enantioselectivity up to *ee* 99% has been achieved in the presence of titanium-isopropoxy-(*S*)-BINOLate under a solvent free condition. The stereochemistry of tricyclic product **10** has been further supported by single crystal X-ray analysis. The methodology reported herein can be used for the synthesis of various natural and non-natural molecules with chromenone moiety. This one-pot powerful strategy combines both the economic and environmental aspects of organic chemistry which are necessary for academic and industrial applications.

Experimental

General procedures

The monitoring of reaction and checking the purity of the products were done using pre-coated silica gel plates (Merck) and visualization using anisaldehyde/ H_2SO_4 reagent. FT-IR spectra were recorded on a Perkin-Elmer Spectrum One spectrometer. ^1H NMR spectra were recorded on a Varian spectrometer at 400 MHz and ^{13}C -NMR at 100 MHz; δ in ppm rel. to Me_4Si as internal standard, *J* in Hz. Multiplicities is reported as follows: s = singlet, d = doublet, dd = doublets of doublet, t = triplet, q = quartet, m = multiplet, brs = broad singlet. GC-MS was carried on an Agilent instrument, where GC-6890 was coupled with a mass spectrometer MS-5973 N with quadrupole mass detector, using a HP-5 (5% phenyl methyl siloxane) column. Electrospray ionization and a TOF mass analyser were used for HRMS measurements. The compounds (**5-11**) showed the required *m/z*: (M^+) values in HR-MS. Enantiomeric excess (*ee*%) was obtained in GC analysis using chiral Beta Dex 120 column (30 m x 0.25 μm x 0.25 mm). Silica gel (100-200 mesh), which was used for column chromatography (CC) was activated by heating at 120° for 4 h. All asymmetric reactions were performed under inert atmosphere and at 0 °C.

General procedure for synthesis of compounds **5-11**, **14** and **15**

A mixture of cyclohexa-1,3-dione (**2**) or 5,5-dimethyl-cyclohexa-1,3-dione (**3**) or Meldrum's acid (**12**), (17.90 mmol), terpenic aldehyde (**4a-4d**, 17.90 mmol) and catalyst (**1**) (3 mol %) was stirred at 0 °C under solvent free condition for 30 min under N_2 atmosphere. After completion of the reaction (monitored by TLC/ GC analysis), the reaction mixture was diluted with hexane: CH_2Cl_2 (1:1, 5 mL) and filtered. The filtrate was evaporated and the residue was purified by silica gel column chromatography to afford the pure products.

(*R*)-2-methyl-2-(4-methylpent-3-enyl)-7,8-dihydro-2H-chromen-5(6H)-one (**5**)

Yellow oil; $[\alpha]_D = -65.2^\circ$ (*c* = 1 in MeOH), Chiral GC analysis: 33.79 (major), 33.19 (minor) min, *ee* 99%; IR (CHCl_3 , cm^{-1}): 2939, 1647, 1603, 1428, 1381, 1333, 1285, 1257, 1184, 1111, 1081, 967, 864, 787; ^1H -NMR (CDCl_3 , 400 MHz, TMS): δ (PPM) 6.45 (d, *J* = 10.12 Hz, 1 H), 5.18 (d, *J* = 10.12 Hz, 1 H), 5.09-5.07 (m, 1H), 2.42-2.39 (m, 4H), 2.01-1.94 (m, 4H), 1.74-1.71 (m, 1H), 1.68 (s, 3H), 1.59 (s, 3H), 1.68-1.53 (m, 1H), 1.36 (s, 3H); ^{13}C NMR (150 MHz, TMS): δ (PPM) 194.9, 172.1, 131.9, 123.6, 121.6, 116.4, 110.3, 82.4, 41.7, 36.4, 28.6, 27.4, 25.7, 22.5, 20.6, 17.6; GC-MS (*m/z*): 246, 231, 213, 203, 190, 175, 163, 155, 147, 135, 122, 107, 99, 91, 77, 69, 55, 41; HRMS (E^+) calcd for $\text{C}_{16}\text{H}_{22}\text{O}_2$ 246.1620, found *m/z* 246.1622.

Synthesis of (\pm)-2-methyl-2-(4-methylpent-3-enyl)-7,8-dihydro-2H-chromen-5(6H)-one (**5**) using ethylenediamine diacetate as catalyst

To a mixture of 1,3-cyclohexadione, **2** (2g, 17.9 mmol) and citral **4a**, (2.73g, 17.9 mmol) was added catalyst EDDA (5 mol %) and stirred at room temperature for 1h. After completion of the reaction, the reaction mixture was purified by column chromatography using *n*-hexane/ EtOAc (4:1) as eluent to provide **5** (3.31 g, 75.4%) as a yellow oil. $[\alpha]_D = 0$.

(6*aS*,9*R*,10*aS*)-6,6,9-trimethyl-2,3,4,6,6*a*,7,8,9,10,10*a*-dehydro-1H-benzo[c]chromen-1-one (**6**)

Colourless solid; $[\alpha]_D = -100.1^\circ$ (*c* = 1 in MeOH), Chiral GC analysis 36.61 min (major), 37.78 min (minor), *ee*% 97; IR (CHCl_3 , cm^{-1}): 2920, 2847, 1649, 1598, 1447, 1379, 1273, 1252, 1192, 1128, 999, 850, 775, 693; ^1H -NMR (CDCl_3 , 400 MHz, TMS): δ (PPM) 2.80-2.77 (ddt, *J* = 11.5, 3.1, 1.7 Hz, 1H), 2.43-2.18 (m, 4 H), 2.13-2.06 (dt, *J* = 11.08, 2.2 Hz, 1H), 1.92-1.86 (m, 2H), 1.86-1.78 (m, 1H), 1.78-1.72 (m, 1H), 1.61-1.50 (m, 1H), 1.33 (s, 3H), 1.29-1.23 (td, *J* = 11.3, 2.6 Hz, 1H), 1.05 (s, 3 H), 1.12-0.95 (m, 2H), 0.91-0.89 (d, *J* = 6.6 Hz, 3H), 0.49 (q, *J* = 11.5 Hz, 1H); ^{13}C NMR (100 MHz, TMS): δ (PPM) 197.8, 170.5, 114.7, 80.3, 48.6, 38.8, 37.5, 35.5, 33.6, 32.3, 29.6, 27.5, 27.2, 22.5, 20.2, 19.4; GCMS (*m/z*): 248, 233, 219, 205, 192, 177, 163, 150, 137, 123, 109, 95, 81, 68, 55, 41; HRMS (E^+) calcd for $\text{C}_{16}\text{H}_{24}\text{O}_2$ 248.1776, found *m/z* 248.1774.

(1*R*,3*aS*,9*bS*)-1,4,4-trimethyl-1,2,3,3*a*,4,7,8,9*b*-octahydrocyclopenta[c]chromen-6(6H)-one (**7**)

Colourless liquid. $[\alpha]_D = -86.6^\circ$ (*c* = 1, MeOH); Chiral GC analysis 34.23 (major), 33.88 (minor) min, (*ee*% 88); IR (CHCl_3 , cm^{-1}): 2945, 2869, 1651, 1582, 1455, 1428, 1379, 1334, 1278, 1226, 1192, 1113, 1064, 1004, 991, 848, 629; ^1H -NMR (CDCl_3 , 400 MHz, TMS): δ (PPM) 2.41-2.34 (dt, *J* = 11.4, 5 Hz, 1H), 2.35-2.30 (m, 2H), 2.29-2.26 (m, 2H), 2.04-1.98 (m, 1H), 1.91-1.87 (m, 1H), 1.86-1.81 (m, 4H), 1.72-1.55 (m, 2H), 1.41-1.39 (d, *J* = 6.16 Hz, 3H), 1.36 (s, 3H), 1.13 (s, 3H); ^{13}C NMR (100 MHz, TMS): δ (PPM) 197.5, 171.2, 115.4, 81.5, 53.5, 42.6, 37.6, 36.6, 34.4, 29.7, 28.4, 24.8, 23.4, 20.4, 20.1; GC purity :

90.0%; GCMS (*m/z*): 234, 219, 191, 177, 163, 151, 137, 125, 109, 91, 79, 67, 55, 41; HRMS (EI^+) calcd for $C_{15}H_{22}O_2$ 234.1620, found *m/z* 234.1622.

(R)-2,7,7-trimethyl-2-(4-methylpent-3enyl)-7,8-dihydro-2H-chromen-5(6H)-one (8). Yellow oil. $[\alpha]_D = -66.2^\circ$ (*c* = 1, MeOH); Chiral GC analysis 33.86 (major), 32.39 (minor) min, (*ee*% 89); IR ($CHCl_3$, cm^{-1}): 2961, 1680, 1606, 1449, 1382, 1331, 1287, 1217, 1198, 1165, 1112, 1077, 1034, 936, 889; 1H -NMR ($CDCl_3$, 400 MHz, TMS): δ (PPM) 6.44 (d, *J* = 10Hz, 1H), 5.17 (d, *J* = 10Hz, 1H), 5.11-5.07 (m, 1H), 2.29-2.23 (m, 4H), 2.08-2.01 (m, 2H), 1.76-1.69 (m, 1H), 1.67 (s, 3H), 1.57 (s, 3H), 1.56-1.54 (s, 1H), 1.37 (s, 3H), 1.08 (s, 3H), 1.06 (s, 3H); ^{13}C NMR (100 MHz, TMS): δ (PPM) 194.4, 170.6, 131.8, 123.6, 121.4, 116.2, 109.0, 82.5, 50.3, 42.4, 41.7, 32.1, 28.6, 28.2, 27.5, 25.7, 22.5, 17.6; GCMS (*m/z*): 274, 259, 241, 231, 218, 205, 191, 175, 165, 157, 149, 141, 129, 121, 107, 91, 77, 69, 55, 41; HRMS (EI^+) calcd for $C_{18}H_{26}O_2$ 274.1933, found *m/z* 274.1930.

(6aS,9R,10aS)-3,3,6,6,9-pentamethyl-2,3,4,6,6a,7,8,9,10,10a-decahydro-1H-benzo[c]chromen-1-one(9). Yellow oil. $[\alpha]_D = -101.5^\circ$ (*c* = 1, MeOH); Chiral GC analysis 34.33 (major), 33.78 (minor) min, (*ee*% 89); IR ($CHCl_3$, cm^{-1}): 2957, 2868, 1644, 1606, 1455, 1381, 1360, 1278, 1236, 1165, 1088, 1031, 1013, 941, 865, 665; 1H -NMR ($CDCl_3$, 400 MHz, TMS): δ (PPM) 2.85 (ddt, *J* = 11.2, 3, 1.7 Hz, 1H), 2.22-2.18 (m, 4H), 2.02-2.18 (m, 1H), 1.84-1.78 (m, 1H), 1.78-1.72 (m, 1H), 1.61-1.50 (m, 1H), 1.35 (s, 3H), 1.26 (td, *J* = 11.2, 2.2 Hz, 1H), 1.12-0.98 (m, 2H), 1.05 (s, 3H), 1.04 (s, 3H), 1.03 (s, 3H). 0.90 (d, *J* = 6.5 Hz, 3H), 0.49 (q, *J* = 11.2 Hz, 1H); ^{13}C NMR (100 MHz, TMS): δ (PPM) 197.9, 175.3, 168.8, 113.2, 80.4, 51.4, 48.8, 45.4, 43.3, 43.2, 38.6, 35.6, 33.5, 32.3, 31.6, 29.3, 28.1, 27.6, 27.3, 27.2, 22.5, 19.5; GCMS (*m/z*): 276, 261, 243, 220, 205, 192, 177, 165, 153, 134, 123, 109, 91, 81, 69, 55, 41; HRMS (EI^+) calcd for $C_{18}H_{28}O_2$ 276.2089, found *m/z* 276.2091.

(1R,3aS,9bS)-1,4,4,7,7-pentamethyl-1,2,3,3a,4,7,8,9b-octahydrocyclo-penta[c]chromen-9(6H)-one (10). Yellow oil. $[\alpha]_D = -89.6^\circ$ (*c* = 1, MeOH), Chiral GC analysis 33.55 min (major), 34.23 min (minor), (*ee*% 99); IR ($CHCl_3$, cm^{-1}): 2950, 1728, 1651, 1586, 1468, 1378, 1230, 1118, 1024, 938, 860, 757; 1H -NMR ($CDCl_3$, 400 MHz, TMS): δ (PPM) 2.29-2.10 (m, 4H), 2.08-1.99 (m, 1H), 1.99-1.91 (m, 1H), 1.89-1.81 (m, 1H), 1.73-1.57 (m, 2H), 1.44 (d, *J* = 6 Hz, 3H), 1.38 (s, 3H), 1.22-1.13 (m, 2H), 1.16 (s, 3H), 1.07 (s, 3H), 1.04 (s, 3H); ^{13}C NMR (100 MHz, TMS): δ (PPM) 198.4, 197.6, 169.4, 167.5, 114.1, 81.6, 78.3, 53.7, 51.8, 43.5, 42.5, 42.8, 36.4, 34.6, 31.7, 28.7, 28.5, 27.9, 25.0, 23.7, 20.4; GCMS (*m/z*): 262, 247, 219, 205, 191, 179, 165, 151, 109, 91, 83, 67, 55, 41; HRMS (EI^+) calcd for $C_{17}H_{26}O_2$ 262.1933, found *m/z* 262.1930.

(R)-3-methyl-5-((R)-3-methyl-5-oxo-5,6,7,8-tetrahydro-2H-chromen-2-yl)pentyl acetate (11). Yellow oil. $[\alpha]_D = -90.5^\circ$ (*c* = 1, MeOH), Chiral GC analysis 33.88 min (major), 32.39 min (minor), (*ee*% 98); IR ($CHCl_3$, cm^{-1}): 2920, 2847, 1729, 1649, 1598, 1447, 1379, 1273, 1252, 1192, 1128, 999, 850, 775, 693; 1H -NMR ($CDCl_3$, 400 MHz, TMS): δ (PPM) 6.21 (s, 1H), 4.75 (dd, *J* = 10.8 Hz, 3.5 Hz, 1H), 4.18-4.12 (m, 4H), 2.42-2.35 (m, 4H), 2.05 (s, 3H), 1.99-1.93 (m, 2H), 1.72 (s, 3H), 1.68-1.62 (m, 1 H), 1.62-1.53 (m, 2H), 1.50-1.38 (m, 2H), 0.95-0.90 (dd, *J* = 6.4 Hz, 3H); ^{13}C NMR (100 MHz, TMS): δ (PPM) 195.1, 171.2, 169.9, 126.1, 112.5, 80.9, 62.7, 36.4, 35.4, 35.1, 31.3, 30.3, 29.7, 27.9, 26.3, 20.9, 19.5, 19.1; GCMS (*m/z*): 306, 291, 263, 189, 163, 121, 107, 91, 77, 56, 43; HRMS (EI^+) calcd for $C_{18}H_{26}O_4$ 306.1831 found *m/z* 306.1833.

(6aS,9R,10aS)-6a,7,8,9,10,10a-hexahydro-3,3,6,6,9-pentamethyl-[1,3]dioxino[4,5-c]isochromen-1(6H)-one (13). Yellow oil. $[\alpha]_D = -40.2^\circ$ (*c* = 1, MeOH), Chiral GC analysis 33.77 min (major), 32.76 min (minor), (*ee*% 83); IR ($CHCl_3$, cm^{-1}): 2925, 2855, 1736, 1726, 1620, 1455, 1390, 1280, 1155, 994, 965, 891, 731; 1H -NMR ($CDCl_3$, 400 MHz, TMS): δ (PPM) 2.65 (dd, *J* = 5.6, 18.4 Hz, 1H), 2.08-2.01 (m, 1H), 1.85-0.95 (m, 6H), 1.68 (s, 3H), 1.60 (s, 3H), 1.41 (s, 3H), 1.26 (s, 3H), 0.91 (d, *J* = 6.5 Hz, 3H), 0.78-0.62 (m, 1H) ^{13}C NMR (100 MHz, TMS): δ (PPM) 171.4, 167.3, 124.4, 85.9, 47.4, 42.3, 37.2, 36.3, 32.0, 31.8, 28.7, 27.6, 25.9, 23.5, 22.3. GCMS (*m/z*): 280.; HRMS (EI^+) calcd for $C_{16}H_{24}O_4$ 280.1704 found *m/z* 280.1703.

X-ray single crystal structure determination of molecule 10. A suitable crystal of size $0.06 \times 0.18 \times 0.24 \text{ mm}^3$ was mounted on a diffractometer for unit cell determination and three dimensional intensity data collection. 800 frames in total were collected at 150 K with the exposure time of 16 s per frame. Data integration, indexing and absorption correction were followed by structure solution using the programs in a WinGX module.¹⁷ The structure was solved by direct methods (SIR-92)¹⁸ and the final refinement of the structure was carried out using full least-squares methods on F^2 using SHELXL-97.¹⁹ Unit cell determination using both high and low angle reflections reveals that compound **10** crystallizes in a monoclinic $P2_1/c$ space group. Non-hydrogen atoms were refined anisotropically. C-H hydrogen atoms were placed in geometrically calculated positions by using a riding model.

Acknowledgements

We are grateful to Kelkar Education Trust, Mumbai, for encouragement. We are also thankful to the Department of Chemistry and Sophisticated Analytical Instrumentation Facility, Indian Institute of Technology, Bombay, and Tata Institute of Fundamental Research, Mumbai, for NMR spectral data. We also thank Prof. R.Murugavel for the use of his Single Crystal X-ray Diffraction Facility established through a DAE-SRC outstanding investigator award.

Notes and references

‡ Crystallographic data -Unit cell determination using both high and low angle reflections revealed that compound **10**, $C_{17}H_{26}O_2$; 262.38; crystallizes in a, monoclinic $P2_1/c$ space group; Unit cell dimensions $a = 5.9897(17)$, $\alpha = 90^\circ$, $b = 12.612(4)$, $\beta = 96.062(5)$, $c = 19.986(6)$ Å, $\gamma = 90^\circ$; Volume $1501.3(8)$ Å³

See supporting information for more details. CCDCNumber-1060831

- (a) I. Larrosa, P. Romea, F. Urpi, *Tetrahedron* 2008, **64**, 2683; (b) Y. Tang, J. Oppenheimer, Z. Song, L. You, X. Zhang, Hsung, *Tetrahedron* 2006, **62**, 10785.
- (a) S. V. Bhat, B. S. Bajwa, H. Dornauer, N. J. de Souza, H.-W. Fehlhaber, *Tetrahedron Lett.* 1977, **18**, 1669; (b) S. V. Bhat, B. S. Bajwa, H. Dornauer, N.J. D' Souza, *J. Chem. Soc., Perkin Trans. 1* 1982, 767.
- (a) D. M. Roll, J. K. Manning, G. T. Carter *J. Antibiot.* 1998, **51**, 635; (b) X. Wang, Y. R. Lee, *Synthesis* 2007, 3044; (c) S. deRose, L. Minale, R. Riccio, G. Sodano, *J. Chem. Soc. Perkin Trans. I* 1976, 1408.

- 4 (a) R. B. Mechoulam, *J. Pharmacol.*, 2005, **146**, 913; (b) E. B. Russo, *Br. J. Pharmacol.* 2011, **163**, 1344.
- 5 (a) P. Pacher, S. Batkai, G. Kunos, *Pharmacol. Rev.*, 2006, **58**, 389; (b) E. Pop, *Current Opin. Investig. Drugs* 2000, **1**, 494.
- 6 (a) K.-H. Wu, H. -M. Gau, *J. Am. Chem. Soc.* 2006, **128**, 14808; (b) J. Balsells, T. J. Davis, P. Carroll, P. J. Walsh, *J. Am. Chem. Soc.*, 2002, **124**, 10336; (c) J. Long, J. Hu, X. Shen, B. Ji, K. Ding, *J. Am. Chem. Soc.* 2002, **124**, 10; (d) X. B. Yang, J. Feng, J. Zhang, N. Wang, L. Wang, J. L. Liu, X. Q. Yu, *Org Lett.* 2008, **10**, 1299; (e) D. B. Biradar, H. M. Gau *Org Lett.* 2009, **11**, 499.
- 7 Y. R. Lee; D. H. Kim; J. Shim; S. K. Kim; J. H. Park; J. S. Cha ; C. S. Lee, *Bull. Korean Chem. Soc.* 2002, **23**, 998.
- 8 L. Xia; H. Cai; Y. R. Lee, *Org. Biomol. Chem.* 2014, **12**, 4386.
- 9 A. V. Kurdyumov, N. Lin, R. P. Hsung, G. C. Gullickson, K. P. Cole, N. Sydorenko, J. J. Swidorski, *Org. Lett.* 2006, **8**, 191.
- 10 J. Renaud, J. Moreau, C. Hubert, J. Batany, L. Toupet, T. Roisnel, J. Hurvois, *J. Org. Chem.* 2009, **74**, 8963.
- 11 Y. R. Lee, E. J. Jung, B. H. Park, *Green Chem.* 2010, **12**, 2003.
- 12 D. Kikelj, N. Zidar, *Helvetica Chimica Acta* 2011, **94**, 0859.
- 13 (a) G. Sheldrick, L. Tietze, G. Kiedrowski, K. W. Clegg, *Angew. Chem. Int. Ed. Engl.* 1980, **19**, 134; (b) F. Zhang, Y. Wei, X. Wu, H. Jiang, W. Wang, H. Li, *J. Am. Chem. Soc.* 2014, **136**, 13963.
- 14 (a) H. Sasai, K. Takenaka, S. C. Mohanta, M. L. Patil, C. V. L. Rao, S. Takizawa, T. Suzuki, *Org. Lett.* 2010, **12**, 3480; (b) M. Rueping, E. Sugiono E. Merino, *Chemistry A European J.* 2008, **14**, 6317; (c) P. T. Franke, B. Richter, K. A. Jørgensen, *Chemistry A European J.* 2008, **14**, 6329.
- 15 P. Walsh, K. Waltz, P. Carroll, *Organometallics* 2004, **23**, 127-134.
- 16 (a) S. Meenakshi, A. Sivaramkrishnan, R. Padmakumar, S. B. Hadimani, Sujata V. Bhat, *Synthetic Commun.* 2004, **34**, 4065-76; (b) S. Syam, M. Rane, Sujata V. Bhat, *Indian J. Chem.*, 2008, **47 B**, 1308-10.
- 17 L. J. Farrugia, WinGX, Version 1.80.05, *J. Appl. Crystallogr.* 1999, **32**, 837.
- 18 A. Altomare, G. Cascarano, C. Giacovazzo, A. Guagliardi, M. C. Burla, G. Polidori and M. Camalli, *J. Appl. Crystallogr.* 1994, **27**, 435.
- 19 (a) G. M. Sheldrick, SHELXL-97, *Program for crystal structure refinement*, University of Göttingen, Göttingen, Germany, 1997; (b) G. M. Sheldrick, *Acta Crystallogr., Sect. A: Fundam. Crystallogr.* 2008, **64**, 112.
- 20 N. Iwata, N. Wang, X. Yao, S. Kitanaka, *J. Nat. Prod.* 2004, **67**, 1106-1109.
- 21 L. S. M. Velozo, M. J. P. Ferreira, M. I. S. Santos, D. L. Moerira, V. P. Emerenciano, M. A. C. Kaplan, *Phytochemistry*, 2006, **67**, 492-496.