

# Polymer Chemistry

Accepted Manuscript



This is an *Accepted Manuscript*, which has been through the Royal Society of Chemistry peer review process and has been accepted for publication.

*Accepted Manuscripts* are published online shortly after acceptance, before technical editing, formatting and proof reading. Using this free service, authors can make their results available to the community, in citable form, before we publish the edited article. We will replace this *Accepted Manuscript* with the edited and formatted *Advance Article* as soon as it is available.

You can find more information about *Accepted Manuscripts* in the [Information for Authors](#).

Please note that technical editing may introduce minor changes to the text and/or graphics, which may alter content. The journal's standard [Terms & Conditions](#) and the [Ethical guidelines](#) still apply. In no event shall the Royal Society of Chemistry be held responsible for any errors or omissions in this *Accepted Manuscript* or any consequences arising from the use of any information it contains.



## ARTICLE

# Chemically crosslinked yet reprocessable epoxidized natural rubber via thermo-activated disulfide rearrangements

L. Imbernon, E. K. Oikonomou, S. Norvez\* and L. Leibler

Received 00th January 20xx,  
Accepted 00th January 20xx

DOI: 10.1039/x0xx00000x

www.rsc.org/

Thermo-activated reprocessing ability of a chemically crosslinked epoxidized natural rubber (ENR) is investigated. Disulfide groups are introduced into the rubber using dithiodibutyric acid (DTDB) as a crosslinker. DTDB-cured ENR presents strong elastomeric properties due to the high molecular weight of the rubber and efficient crosslinking. The material behaves like a standard natural rubber until 100 °C and becomes reprocessable above 150 °C, owing to disulfide rearrangements. After grinding to a fine powder, the crosslinked rubber can be reprocessed and recovers most of its initial mechanical properties. The heat-triggered disulfide rearrangements are characterized in terms of stress relaxation, creep/recovery, adhesion tests, and swelling experiments. Comparison is made with ENR samples crosslinked by permanent links.

## Introduction

The rubber industry faces a major recycling problem due to the irreversibility of the crosslinked networks. Indeed, to exhibit good mechanical properties such as elasticity and high toughness as well as solvent resistance, rubbers must be chemically crosslinked. Afterwards however, the chemical network prevents the reshaping or recycling of rubbery objects. This irreversibility problem common to all thermoset polymers draws a lot of work in the chemistry community. Covalently adaptable networks exhibiting reversible covalent chemistry appeared as a possible way to overcome this issue.<sup>1–5</sup> However, these networks can potentially be depolymerized under certain conditions (heat for example). Vitrimers, recently introduced by Leibler and co-workers, are a new class of polymers.<sup>6</sup> The novelty comes from the fact that vitrimers are fully processable but still insoluble materials. This behaviour is essentially different from those of two hitherto identified classes of polymers: thermoplastics, that are malleable and soluble, and thermosets (like rubbers), which are insoluble and cannot be reshaped once synthesized. Vitrimers consist of a network containing exchangeable bonds. Exchange reactions like transesterification,<sup>6–8</sup> olefin metathesis,<sup>9</sup> or vinylogous transamination<sup>10</sup> are used instead of reversible bonds. The number of crosslinking points and the average functionality of the network remain constant, making vitrimers fully malleable and mendable but still insoluble materials.<sup>6–8</sup> Shape is fixed by cooling, which slows down exchange reactions and quenches the topology of the network. The vitrimer transition is analogous to a glass transition but the topology of the network rather than the density of the material

is quenched at the transition.

Around 1840, Goodyear and Hancock independently reinvented rubber by introducing the vulcanization process, involving combination with sulphur and heating. Vulcanization is thus an old industrial process, but much of its chemistry yet remains unclear. Nevertheless, there is a general agreement that the outstanding mechanical properties, in particular fatigue resistance, of sulphur-vulcanized rubbers is associated to polysulfide rearrangements. A very few papers, mostly directed towards industrial applications, have reported the recycling of sulphur-vulcanized NR by compression moulding of pulverized rubber waste<sup>11–13</sup> but no mechanistic studies were described. Model systems containing disulfide bonds have attracted considerable interest recently to produce self-healing materials under various stimuli like heat, light or redox conditions.<sup>14–24</sup> Only a limited number of studies however have focused on chemically crosslinked solvent-free polymer networks. Amamoto et al. showed the complete self-healing of a crosslinked polyurethane by exposure to visible light at room temperature.<sup>20</sup> The network contained thiuram disulfide moieties in the main chain which permitted the reshuffling of the bonds. Recently, the Odriozola group reported a synthetic polyurethane that self-healed without external stimuli via rearrangements of aromatic disulfide bonds.<sup>22,23</sup> Self-healing occurred at room temperature, partly due (50 %) to the presence of hydrogen bonds. In the meantime, Lei et al. showed that tributylphosphine catalyzed the self-healing of a polysulfide network at room temperature.<sup>24</sup> Heat was also used as a stimulus as shown by Klumperman, Goossens and co-workers.<sup>15</sup> Their disulfide-based epoxy resin produced a healable thermoset system that regained 100 % of the original mechanical properties after healing for 1 hour at 60 °C. The self-healing was mostly attributed to thiol-disulfide reversible reshuffling.<sup>16</sup> Yet, all these systems present relatively weak elastomeric properties. At the rupture point, the strain is usually limited to 200 % and the stress inferior to 1 MPa, where

Matière Molle et Chimie, ESPCI ParisTech - CNRS, UMR-7167, PSL Research University, 10 rue Vauquelin, 75005 Paris, France. E-mail: sophie.norvez@espci.fr  
† Electronic Supplementary Information (ESI) available: [details on some tests procedures and characterizations]. See DOI: 10.1039/x0xx00000x

a standard industrial rubber may be expected to reach at least 500 % elongation and 10 MPa stress before reinforcement by fillers.<sup>25</sup> Using the disulfide reversible chemistry in a natural rubber presenting intrinsic strong elastomeric properties could combine reprocessing ability and good mechanical behaviour.

Widely used in the rubber industry, Epoxidized Natural Rubber (ENR) is a unique elastomer obtained by epoxidation of natural rubber harvested from Hevea trees. ENR mechanical properties are very similar to those of NR up to 50 mol% epoxidation.<sup>25</sup> Owing to the polar nature of the oxirane groups, ENR demonstrates interesting additional properties, like low gas permeability<sup>26</sup> or oil resistance,<sup>27</sup> as well as enhanced compatibility with polymers bearing polar groups.<sup>28, 29</sup> Self-healing properties after ballistic damage were reported in a low molecular weight ENR slightly crosslinked by dicumylperoxide.<sup>30</sup> The self-healing was attributed to small chain inter-diffusion process. Self-healing properties decreased and rapidly disappeared as the crosslinking density increased, since the crosslinking hindered the diffusion process. Here we investigate reprocessing properties in a highly crosslinked high molecular weight ENR exhibiting strong elastomeric properties.

Our group recently showed that ENR can be efficiently crosslinked by dicarboxylic acids in the presence of 1,2-dimethylimidazole acting as an accelerator.<sup>31-33</sup> The crosslinking reaction of this bio-based polymer relies on the opening of the epoxy rings by the acid functions, resulting in the formation of  $\beta$ -hydroxy esters along the main chains.<sup>34</sup> This new type of crosslinking competes efficiently with conventional vulcanizations using sulphur or peroxides.<sup>35</sup> It also offers the opportunity to introduce different chemical functions in the rubber by the way of the carboxylic diacid crosslinker. In this work, a disulfide function was incorporated in ENR using dithiodibutyric acid (DTDB) as the crosslinker (Figure 1). Thermo-activated rearrangements in the crosslinked rubber are studied by stress-relaxation and creep/recovery experiments. Comparison with ENR crosslinked by aliphatic DA enlightens the importance of disulfide bonds in the relaxation process, which allow partial recycling of the rubber.

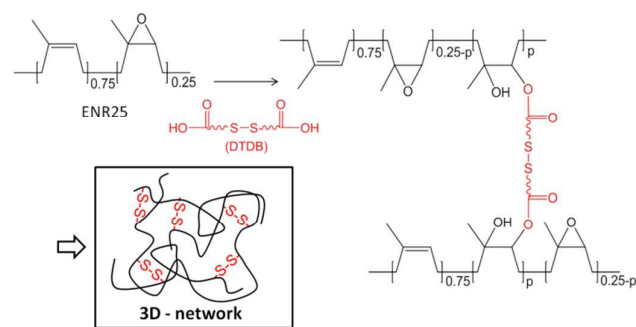


Fig 1. Crosslinking of ENR25 (25 mol% epoxidized): Schematic representation of the disulfide containing network. The ratio of epoxy function per diacid molecule is fixed to 25 to provide the network with optimal mechanical properties.<sup>31</sup>

## Experimental section

### Materials

ENR25, containing 25 mol% epoxy groups, and kaolin were kindly provided by Hutchinson SA Research Center, France. Dithiodibutyric acid (DTDB, 95%) and 1,2-dimethylimidazole (DMI, 98%) were obtained from Sigma-Aldrich and dodecanedioic acid (DA, 99%) was purchased from Acros.

### Blend preparation

Mixtures of ENR25, diacids, and DMI were prepared in a Haake Polydrive mixer at 40 °C for about 12 min, following a protocol already described.<sup>31</sup> The amount of diacid was fixed to one molecule of diacid per 100 monomers, that is to say, one per 25 epoxy groups for ENR25. DMI, liquid in the mixing conditions (mp  $\approx$  38 °C), was premixed with kaolin (1:2, w/w), an inert filler, to facilitate its incorporation in the rubber. After blending, samples were cured in a CARVER press under 8 tons pressure at 180 °C for the appropriate time (time determined by rheology experiment, about 40 min in both cases).

### Crosslinking process

The cross-linking process was followed using a Anton Paar MCR 501 rheometer, in plate - plate geometry (25 mm-diameter, 1 Hz frequency, 0.1 % strain). Samples of 26 mm-diameter were cut in 1.5 mm thick uncured sheets pressed at 80 °C. To ensure a good contact between the rubber disc and the plates, an axial force of 10 N was first applied to the sample for 5 min before the experiment. The axial force was then maintained to 2 N by adjusting the gap during the experiment. In these conditions, results of the measurements were comparable with the ones obtained in a Moving Die Rheometer.<sup>31</sup> The temperature was quickly raised from 30 to 180 °C, and then the sample was left under oscillatory shear at 180 °C for curing.

### Stress relaxation

After *in situ* curing, the samples were analyzed by stress relaxation experiments in a Anton Paar rheometer. The temperature was fixed at 180 °C and a 1 % strain step applied. The resulting relaxation modulus was monitored over time.

### Reprocessing procedure

A piece of crosslinked rubber was reduced to a fine powder using a Fritsch Pulverisette 14. Liquid nitrogen was used to process below the  $T_g$  of the sample and facilitate the grinding. The obtained powder was then heated at 180 °C for 40 minutes in a Carver press under 8 tons pressure. Dumbbells for tensile tests were punched out from the cured material. The same ex-

periment was conducted on DTDB- and DA-cured ENR (Figure S1a in ESI†).

### Strain recovery profile

Strain-recovery profiles were recorded using a DMA Q800 series TA Instrument in tension-film mode. Rectangular samples (5 x 20 x 1.6 mm) were cut in a film of cured ENR. At a fixed temperature, the force applied to the sample was alternatively fixed to 0.5 and 0 N. In a typical simple test a 0.5 N force was applied for 300 min before a 300 min-recovery period (0 N). For cyclic creep/recovery, periods of 15 minutes were chosen. In each case, the corresponding strain profile was recorded over time.

### Adhesion measurements

Lap-shear geometry was adopted for adhesion measurements. Rectangular samples (5 x 100 x 1.5 mm) were cut in a cured film and superimposed on a 20 mm length. This lap joint was then put under pressure with a controlled 30 % deformation in a home-made set up and left in a vacuum oven at 180 °C for different adhesion times. The resulting lap shear specimen was tested on a Instron machine with a crosshead speed of 100 mm.min<sup>-1</sup>, at room temperature, with no humidity control, until complete peeling or break. Rectangular samples of the same geometry but without overlapping region were tested in the same conditions to determine the Young modulus *E* of the material. *E* was taken as the slope of the stress/strain curve at low strains and was used in the calculation of adhesion energies.

### Tensile tests

Strain–stress behaviour was studied using a Instron machine with a crosshead speed of 500 mm.min<sup>-1</sup>, at room temperature, with no humidity control, until break. Dumbbells of 10 mm effective length and 2 mm width were cut in a 1.5 mm-thick cured rubber sheet (about 2 mm for reprocessed samples) (Figure S1b and c†). Strain was followed using a video extensometer. At least five samples (see Figure S2†) were tested for each material. To calculate the ultimate tensile properties, an average number of stress and strain at break on all tested specimens was taken.

### Swelling experiments

Toluene was used as a good solvent of ENR for the simple swelling experiments.

The swelling ratio *Q* is defined as  $Q = \frac{m_s - m_u}{m_u}$ ,

*m<sub>s</sub>* and *m<sub>u</sub>* being the swollen and unswollen mass of the sample, respectively. Swelling behaviour of DTDB-cured material was studied before and after reprocessing. A piece of each material (virgin 1.6 x 5.23 x 5.34 mm and reprocessed 2.16 x 5.04 x 5.15 mm) was left in toluene for a few days and the weight was followed over time (Figure S3†).

For the reductive swelling experiments, tetrahydrofuran (THF) was preferred to toluene because of its miscibility with water.

The samples (1.5 mm thickness discs of 5 mm diameter) were immersed in THF and their weight evolution was followed over time. When the equilibrium swelling was reached, a small excess of tri-*n*-butylphosphine (TBP) and a few drops of water were added under magnetic stirring.

### Gel permeation chromatography

Molecular weights and dispersities were determined using SEC, with a Malvern GPC1000 pump and a Viscotek TDA 305 triple detection array with three thermostatically controlled columns (LT5000L). Tetrahydrofuran (THF) was used as eluent at 35 °C and at a flow rate of 1 mL.min<sup>-1</sup>. The apparatus was used in a single detection mode and the apparent molecular weights (*M<sub>n</sub>* and *M<sub>w</sub>*) and dispersities (*M<sub>w</sub>*/*M<sub>n</sub>*) were obtained with a polystyrene conventional calibration.

### Nuclear Magnetic Resonance spectroscopy

<sup>1</sup>H NMR spectra were recorded in CDCl<sub>3</sub> using a Bruker Avance 400 spectrometer (400 MHz).

## Results and discussion

### DTDB is an efficient crosslinker of ENR, comparable with DA.

Crosslinking of ENR by DTDB is followed in a rheometer (Figure 2). Comparison is made with dodecanedioic acid (DA), an aliphatic crosslinker which contains no disulfide bond.<sup>31, 32</sup> After a fast heating ramp from 25 to 180 °C, the temperature is maintained at 180 °C for crosslinking. During the temperature ramp, the elastic modulus *G'* first decreases due to softening of the rubber. At 180 °C, the sharp increase of *G'* shows that the crosslinking reaction takes place. Kinetics of crosslinking are very similar for both materials, as indicated by the identical *G'* initial slopes. A swelling experiment in toluene indicated that after curing for 40 minutes at 180 °C, both networks have similar crosslinking densities (the swelling ratio *Q* is 3.0±0.1 for DA-cured and 3.3±0.2 for DTDB-cured samples). The crosslinking process in the case of DTDB is thus believed to be similar to the one observed with aliphatic diacid containing no disulfide bonds: diacids opens the epoxy groups to create β-hydroxyesters along the main chains.<sup>34</sup> If this was strictly the case, the network should be the one drawn in Figure 1 and it should be possible to fully solubilize the rubber by selectively breaking disulfide bonds.

Two important features arise from this rheological experiment: the crosslinking reaction is complete in about half an hour at 180 °C, and the resulting material exhibits a shear modulus in the range of 1 MPa, which ranks our system among standard unfilled rubbers used in industry. To test the presence of disulfide bonds after the curing process at 180 °C, reductive

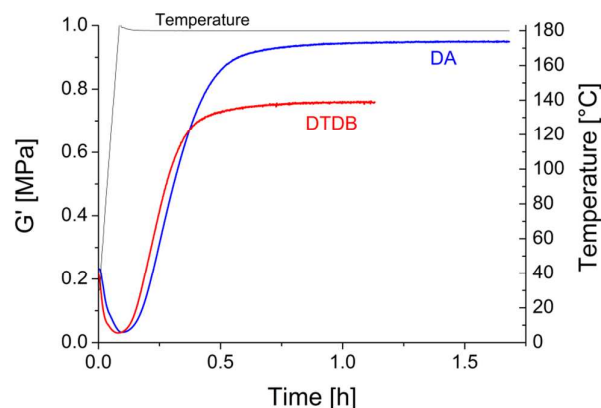


Fig 2. Kinetic study of the curing at 180 °C in the rheometer. ENR25+DTDB is compared with the reference material (ENR25+DA).

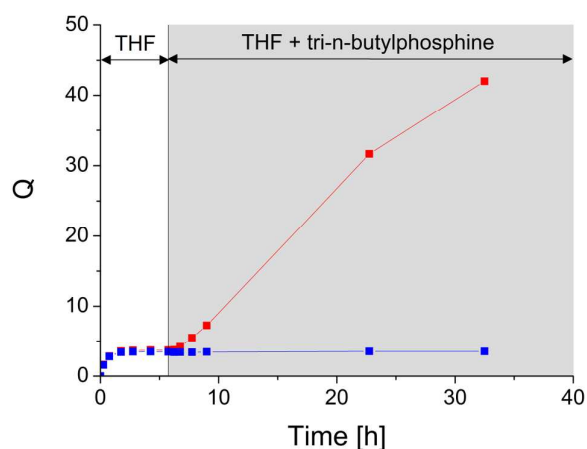
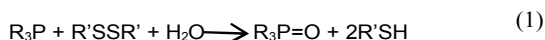


Fig 3. Reductive swelling experiment (Red: DTDB-cured sample, Blue: DA-cured sample). The reductive agent was introduced after 6 hour-equilibration in pure THF.

swelling experiments were conducted in THF. A piece of rubber was swollen in the good solvent until equilibrium and then a reductive agent was added. Trialkylphosphines,  $R_3P$ , are known to quantitatively reduce organic disulfides into thiols in the presence of water (equation (1)).



After equilibrium swelling in pure THF, an excess of tri-n-butylphosphine (TBP) and water (to the theoretical number of disulfide bonds) was added and the additional swelling (if any) measured (Figure 3). After addition of the reductive agent, the rubber behaves very differently as it contains disulfides or not. The swelling ratio of DA-cured network remains stable whereas DTDB-cured network swells a lot, due to the reduction of disulfide crosslinks into separate thiols. We checked that when no TBP was added, the DTDB-cured network behaved exactly like the reference material. This confirms that disulfide bonds are still present after crosslinking at 180 °C. The very large swelling of the disulfide-containing network weakens the material a lot. Under magnetic stirring, the piece of rubber finally dis-

solves. Gel permeation chromatography and  $^1H$ -NMR indicated that the material obtained after swelling was degraded (chains much shorter than in initial ENR, see Figure S4†), preventing quantitative weight measurements and estimation of the permanent/reversible bonds ratio in the system. However, it is very likely that a few permanent bonds are created during the curing process. When increasing the temperature, disulfide bonds can break either into radical or into thiols that can react with another disulfide bond (reversible covalent chemistry). But thiyl radicals can also react with the double bonds of ENR (as for classical sulphur vulcanization of NR). This kind of these side reactions creates permanent crosslinks (monosulfide bonds). The high temperature (180 °C) necessary for crosslinking ENR by dicarboxylic acids favours these side reactions. Thus, after curing, we likely obtain a dual network mainly composed of disulfide crosslinks, but which most probably also contains a few permanent crosslinks.

#### The presence of disulfide bonds enables network rearrangements.

Stress relaxation experiments were conducted at high temperature after *in situ* curing inside the rheometer. Relaxation modulus versus time is plotted on Figure 4. The relaxation of ENR crosslinked with dodecanedioic acid (DA) is presented for comparison. In the latter system, the network has no possibility of rearrangement as it does not contain disulfide bonds. In Figure 4a, the sample containing disulfide bonds exhibits a substantial relaxation of stress whereas the control material shows a mostly flat curve. The *in situ* curing of the sample prevents any slipping effect during stress relaxation experiments. The slight relaxation observed in the control material is likely due to the diffusion of dangling chains.<sup>36</sup> Another possibility could be ester linkages undergoing transesterification. However, transesterification is not favoured in our system because of scarcity and little availability of free hydroxyl groups,<sup>7</sup> as well as the absence of transesterification catalyst.<sup>8</sup> The difference in behaviour between the DTDB- and DA-cured networks indicates a major contribution of disulfide bonds to the relaxation process. Nevertheless, the relaxation of DTDB-cured sample is not complete within the two-hour experiment, likely because side reactions at high temperature generate non reversible bonds. On Figure 4b, we compare two successive stress relaxations on the same DTDB-cured sample. The second relaxation is very similar to the first one. The initial modulus is the same and then a substantial relaxation is observed, indicating that the material still contained a lot of disulfide bonds after the first relaxation experiment. However, the second



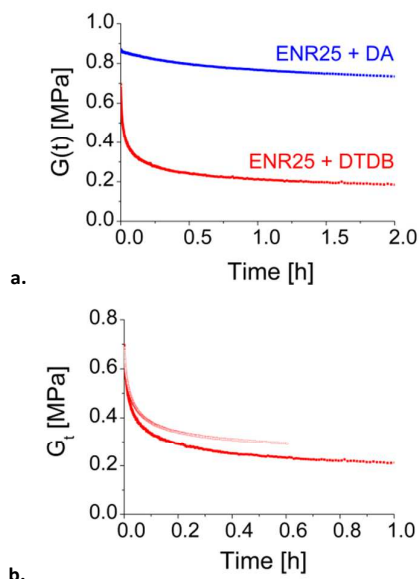


Fig 4. Stress relaxation experiment at 180 °C after curing in the rheometer. a) Comparison between DA- and DTDB-cured materials, b) First stress relaxation (filled symbols), second stress relaxation (void symbols) of DTDB-cured ENR.

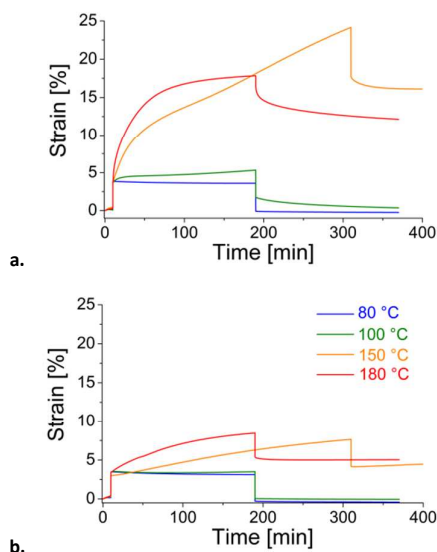


Fig 5. Creep/Recovery tests at different temperatures. a) DTDB-cured ENR, b) DA-cured ENR. A force of 0.5 N is applied for 180 min and then released.

relaxation seems slower, the corresponding relaxation modulus remaining higher than during the first relaxation experiment. The slowdown of the relaxation dynamics may be associated to the consumption of some reversible bonds by side reactions happening at high temperatures. The shear modulus  $G'$  is still very similar before and after the relaxation experiment, indicating that the number of crosslinks did not increase much. This tends to prove that the effect of side reactions stays limited at this time scale.

To complete stress relaxation data, creep experiments were performed in the DMA. Chemically crosslinked rubbers usually recover their original shape after stretching. Force-controlled creep/recovery tests at different temperatures were performed on the DTDB-cured rubber (Figure 5a). The results of the same tests for DA-cured samples are plotted for comparison (Figure 5b). Both rubbers can withstand temperatures as high as 100 °C without residual deformation, but their behaviour at higher temperature greatly differs. The slight increase of the strain observed for the control material at 150 °C and 180 °C can probably be related to some degradation of the material. On the other hand the disulfide-containing material deforms much more and faster. This pronounced elongation may be associated with rearrangements of disulfide bonds activated at high temperature. Yet, the slope of deformation decreases with time when the experiment is conducted at 180 °C. This phenomenon is the mark of the side reactions that impedes disulfide rearrangements. It is much more present and rapid at 180 °C enlightening the effect of temperature on the probability and rate of side reactions.

Cyclic strain/recovery experiments were performed, before, during, and after heating to test the reversibility of the dynamic behaviour with temperature (Figure 6). As expected from the previous experiment, at 30 °C our material behaves like a standard rubber and recovers its original shape after removing the force. The material response is reproducible whatever the

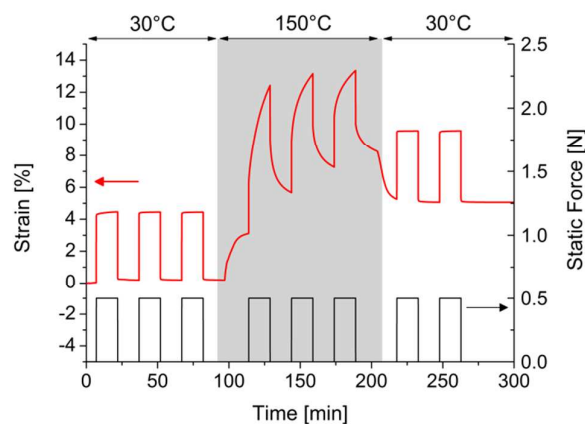


Fig 6. Cyclic strain/recovery profiles on ENR25 crosslinked with DTDB at different temperatures (black: applied force, red: strain response of the material).

number of solicitations (three cycles presented here). After equilibrating the temperature at 150 °C for 5 minutes, the response of the material to the same experiment is completely different. First, an increase in strain during heating and equilibration should be noticed, likely due to thermal expansion of the material. Upon application of a 0.5 N force, the rubber deforms about 10 % and does not recover its initial length after removing the applied force. After three cycles, the strain of the unstretched material has increased from 3 to 8 % thanks to the rearrangements of the network. However, the deformation seems to decrease at each cycle. This is probably caused by side reactions that impede the material from reshaping. Repeating

the experiment after decreasing the temperature back to 30 °C, the response of the material is the same as during the first three cycles (with a remaining strain of 5 % due to the rearrangements that occurred at 150 °C). The network has stopped rearranging, the material behaves like a classical chemically cross-linked rubber again. Therefore, it is possible to activate the rearrangement of the network by heating and stop it completely by cooling.

### The rearrangements of the network can promote good adhesion behaviour.

We showed that the temperature activates chemical rearrangements in a disulfide-containing ENR network. The rearrangements are a combination of disulfide rearrangements and side reactions that both result in the creation of new crosslinks. Adhesion experiments were conducted to quantify a possible mendability of the crosslinked rubber. Lap shear geometry was selected as it is well documented<sup>37</sup> and easy to implement. Lap shear measurements are independent of the length of the joint as long as it is above about four times the joint thickness,<sup>37</sup> so a length of 20 mm was selected for our 3-mm thickness samples. After an adhesion time of 30 min at 180 °C (Figure 7a), DA-cured samples rapidly peel and the maximum force is less than 5 N, whereas for DTDB-cured samples, the force goes up to 20 N, where the sample breaks instead of peeling. The adhesion between DTDB-cured samples is thus much higher compared to the

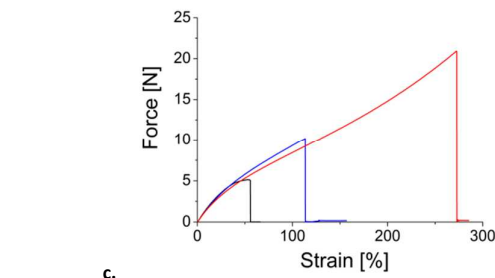
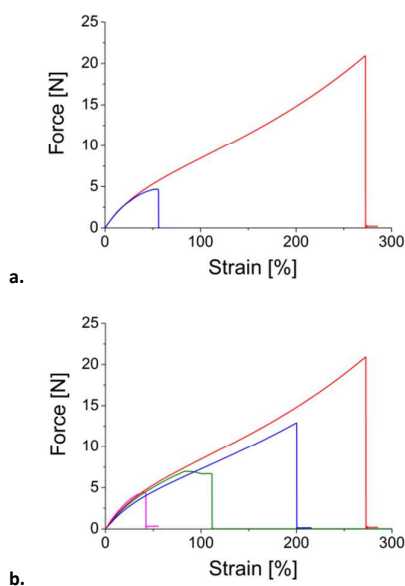


Fig 7. Lap shear tests on cured rubbers: a) Comparison between DA- (blue) and DTDB- (red) cured rubbers, adhesion for 30 min at 180 °C, b) DTDB-cured rubber adhered at 180 °C for varying times (pink: 5 min, green: 10 min, blue: 20 min and red: 30 min), c) DTDB-cured rubber adhered for 30 min at different temperatures (black: 100 °C, blue: 150 °C and red: 180 °C).

reference material. The adhered joints were swollen into a good solvent to characterize the physical or chemical nature of the adhesion. The DA-cured joint rapidly lifts off upon swelling whereas the DTDB-cured joint swells a lot without breaking, showing the presence of chemical bonds between the two pieces of rubber. Chemical rearrangements create new bonds between the samples and are responsible for the good adhesion properties.

The effect of contact time and temperature was investigated on DTDB-cured rubber. Joints adhered for different times at 180 °C were tested; the corresponding force/strain profiles are plotted in Figure 7b. The temperature was also varied keeping the contact time constant at 30 min (Figure 7c). At short adhesion times or low temperatures, as for DA-cured rubber, the samples completely peel enabling to calculate an adhesion energy using the Kendall's formula:<sup>37</sup>

$$G = \frac{F^2}{4 w^2 E h} \quad (2)$$

where  $F$  is the measured force,  $E$  the Young's modulus,  $w$  the width and  $h$  the thickness of the sample (joint is thus  $2 \times h$  thick). Calculated adhesion energies are summarized in Table 1. For the highest adhesion times, the joint becomes stronger than the material itself and the sample breaks as already observed on Figure 7a. In this case, it is impossible to calculate an adhesion energy but the adhesion is obviously higher than for shorter adhesion times. For a 30 min adhesion of the reference material at 180 °C, the calculated energy is only 100 J/m<sup>2</sup> which is comparable to the 85 J/m<sup>2</sup> measured for the disulfide-containing sample at 100 °C, temperature at which no rearrangement reactions are observed. It confirms that this low adhesion of the test material is probably only due to chain inter-diffusion between the two pieces of material.

### Thermo-activated adhesion enables recycling of the rubber.

For recycling experiments, DTDB-cured sample was reduced to a fine powder using a variable speed rotor mill and then heated at 180 °C for 40 minutes in a heating press (Figure 8). The same reprocessing experiment was conducted on a DA-cured sample for comparison. After the heat treatment, the integrity of the DA-crosslinked sample is not recovered (see Figure S1†). Specimens could still be cut and tested showing that the “re-formed” material has completely lost its properties after grinding and heating. The behaviour of the disulfide-containing network is completely different. The integrity of the sample is fully restored after heating as shown on Figure 8a. Most of the mechanical properties are recovered: the reprocessed sample shows about 50 % of the initial stress and 80 % of the initial, strain at break (Figure 8b). After fine grinding of the rubber, when grains of powder are pressed together at high temperature, rearrangements occur. In these

are not dynamic anymore. All this process can be seen as relaxation allowing intimate adhesion of the powder grains. The properties of both samples are listed in Table 2. It is worth noticing that for DTDB-cured material, the Young's modulus remains identical after reforming the sample (Figure S5†). Swelling experiments in toluene (Table 1 and Figure S3†) confirmed that the crosslinking density is comparable before and after reforming.

## Conclusions

A dynamic covalent network was obtained by crosslinking ENR with a disulfide-containing carboxylic diacid. The resulting rubber was shown to be a dual network containing mostly disulfide crosslinks (considered as dynamic) and a few permanent crosslinks resulting from unavoidable side reactions. The dynamic nature of the disulfide bonds was highlighted through stress relaxation, creep and adhesion experiments. The network presents strong elastomeric properties at temperatures as high as 100 °C and is able to rearrange at higher temperatures (above 150 °C). The processing of the rubber at high temperature is limited because of the dual nature of the network, but even after several cycles at high temperature rearrangements still occur. The material can be recycled and recovers most of its mechanical properties after grinding to a fine powder and remoulding. A compromise is obtained: despite the formation of some permanent bonds, the object, even used at high temperatures, may be reshaped at the end of its life cycle. This could be optimized, by the use of a catalyst for example. Furthermore, the good adhesion properties of this rubber should permit the repairing of cracks by heating and thus lead to fatigue improvement. Our comparison of DA- and DTDB-cured systems enlightens the importance of the disulfide rearrangements in the stress relaxation process, the adhesion properties and recycling capability of DTDB-cured ENR rubber.

Other kinds of chemical functions could be introduced in ENR via the internal chain of a carboxylic diacid. We thus can envision developing rubbers sensitive to other stimuli than temperature or even materials having a fully reversible behaviour if side reactions can be avoided.

## Acknowledgements

This research has been supported by the European Seventh Framework NMP program, SHINE project - grant agreement 309450-2. Benoît le Rossignol from Hutchinson SA, Montargis Research Centre, France, is warmly acknowledged for the gift of ENR25, as are Michel Cloître and Renaud Nicolăy for helpful discussions on rheological measurements and disulfide

Table 2. Mechanical properties of ENR crosslinked by DTDB or DA, before grinding and after reprocessing.

	Stress at break [MPa]	Strain at break	Young's modulus [MPa]	Equilibrium swelling ratio Q
DTDB_virgin	12 ± 2	5.3 ± 0.2	1.67 ± 0.02	3.5
DTDB_reprocessed	5 ± 1	4.2 ± 0.2	1.66 ± 0.02	3.3
DA_virgin	10 ± 1	4.6 ± 0.2		
DA_reprocessed	1.0 ± 0.1	0.6 ± 0.1		

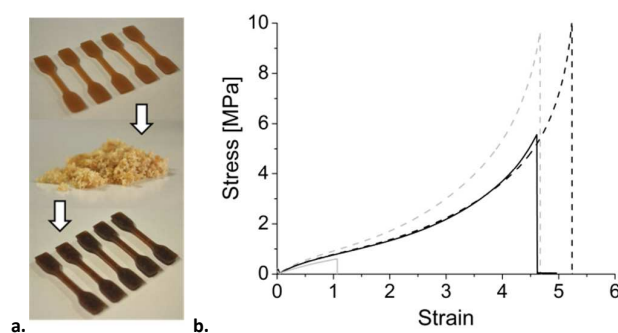


Fig 8. Recycling experiment. a) The cured rubber is finely grinded then reshaped by compression molding. b) Tensile test before and after the recycling experiment (black: DTDB-cured; grey: DA-cured; dashed: before; line: after).

conditions, chains start to interpenetrate and chemical reactions will then “mend” the grains together. Side reactions generating permanent bonds limit the rearrangements inside each grain of powder, but they take part into the mending process creating bonds between and inside particles, even if the created bonds

Table 1. Results of adhesion measurements

Sample	DTDB-cured					DA-cured
	180 °C					180 °C
Temperature						
Adhesion time (min)	5	10	20	30	30	30
Adhesion energy (J/m <sup>2</sup> )	70	230	Sample breaks	Sample breaks	Sample breaks	80



chemistry, respectively.

## Notes and references

1. C. N. Bowman and C. J. Kloxin, *Angewandte Chemie International Edition*, 2012, **51**, 4272-4274.
2. X. Chen, M. A. Dam, K. Ono, A. Mal, H. Shen, S. R. Nutt, K. Sheran and F. Wudl, *Science*, 2002, **295**, 1698-1702.
3. G. Deng, C. Tang, F. Li, H. Jiang and Y. Chen, *Macromolecules*, 2010, **43**, 1191-1194.
4. C. J. Kloxin and C. N. Bowman, *Chemical Society Reviews*, 2013, **42**, 7161-7173.
5. R. J. Wojtecki, M. A. Meador and S. J. Rowan, *Nature Materials*, 2011, **10**, 14-27.
6. D. Montarnal, M. Capelot, F. Tournilhac and L. Leibler, *Science*, 2011, **334**, 965-968.
7. M. Capelot, D. Montarnal, F. Tournilhac and L. Leibler, *JACS*, 2012, **134**, 7664-7667.
8. M. Capelot, M. M. Unterlass, F. Tournilhac and L. Leibler, *ACS Macro Letters*, 2012, **1**, 789-792.
9. Y.-X. Lu, F. Tournilhac, L. Leibler and Z. Guan, *Journal of the American Chemical Society*, 2012, **134**, 8424-8427.
10. W. Denissen, G. Rivero, R. Nicolaÿ, L. Leibler, J. M. Winne and F. E. Du Prez, *Advanced Functional Materials*, 2015, n/a-n/a.
11. B. Adhikari, D. De and S. Maiti, *Progress in Polymer Science*, 2000, **25**, 909-948.
12. E. Bilgili, A. Dybek, H. Arastoopour and B. Bernstein, *Journal of Elastomers and Plastics*, 2003, **35**, 235-256.
13. A. Gugliemotti, C. Lucignano and F. Quadrini, *Plastics, Rubber and Composites*, 2012, **41**, 40-46.
14. M. Le Neindre and R. Nicolay, *Polymer Chemistry*, 2014, **5**, 4601-4611.
15. J. Canadell, H. Goossens and B. Klumperman, *Macromolecules*, 2011, **44**, 2536-2541.
16. M. Pepels, I. Filot, B. Klumperman and H. Goossens, *Polymer Chemistry*, 2013, **4**, 4955-4965.
17. U. Lafont, H. van Zeijl and S. van der Zwaag, *ACS Applied Materials & Interfaces*, 2012, **4**, 6280-6288.
18. H. Otsuka, S. Nagano, Y. Kobashi, T. Maeda and A. Takahara, *Chemical Communications*, 2010, **46**, 1150-1152.
19. J. A. Yoon, J. Kamada, K. Koynov, J. Mohin, R. Nicolaÿ, Y. Zhang, A. C. Balazs, T. Kowalewski and K. Matyjaszewski, *Macromolecules*, 2012, **45**, 142-149.
20. Y. Amamoto, H. Otsuka, A. Takahara and K. Matyjaszewski, *Advanced Materials*, 2012, **24**, 3975-3980.
21. R. Nicolaÿ and Y. Kwak, *Israel Journal of Chemistry*, 2012, **52**, 288-305.
22. A. Rekondo, R. Martin, A. Ruiz de Luzuriaga, G. Cabanero, H. J. Grande and I. Odriozola, *Materials Horizons*, 2014, **1**, 237-240.
23. R. Martin, A. Rekondo, A. Ruiz de Luzuriaga, G. Cabanero, H. J. Grande and I. Odriozola, *Journal of Materials Chemistry A*, 2014, **2**, 5710-5715.
24. Z. Q. Lei, H. P. Xiang, Y. J. Yuan, M. Z. Rong and M. Q. Zhang, *Chemistry of Materials*, 2014, **26**, 2038-2046.
25. C. K. L. Davies and S. V. Wolfe, *Polymer*, 1983, **24**, 107-113.
26. T. Johnson and S. Thomas, *Polymer*, 1999, **40**, 3223-3228.
27. A. S. Hashim and S. Kohjiya, *Kautschuk Gummi Kunststoffe*, 1993, **46**, 208-213.
28. A. N. Bibi, D. A. Boscott, T. Butt and R. S. Lehrle, *European Polymer Journal*, 1988, **24**, 1127-1131.
29. S. N. Koklas, D. D. Sotiropoulou, J. K. Kallitsis and N. K. Kalfoglou, *Polymer*, 1991, **32**, 66-72.
30. M. A. Rahman, L. Sartore, F. Bignotti and L. Di Landro, *ACS Applied Materials & Interfaces*, 2013, **5**, 1494-1502.
31. M. Pire, S. Norvez, I. Iliopoulos, B. Le Rossignol and L. Leibler, *Polymer*, 2010, **51**, 5903-5909.
32. M. Pire, S. Norvez, I. Iliopoulos, B. Le Rossignol and L. Leibler, *Polymer*, 2011, **52**, 5243-5249.
33. L. Imbernon, M. Pire, E. K. Oikonomou and S. Norvez, *Macromolecular Chemistry and Physics*, 2013, **214**, 806-811.
34. M. Pire, C. Lorthioir, E. K. Oikonomou, S. Norvez, I. Iliopoulos, B. Le Rossignol and L. Leibler, *Polymer Chemistry*, 2012, **3**, 946.
35. M. Pire, S. Norvez, I. Iliopoulos, B. Le Rossignol and L. Leibler, *Composite Interfaces*, 2014, **21**, 45-50.
36. R. Chasset and P. Thirion, "Proceedings of the Conference on Physics of Non-Crystalline Solids", North Holland Publishing Co., Amsterdam, 1965.
37. K. Kendall, *Journal of Physics D-Applied Physics*, 1975, **8**, 512-522.

Chemically crosslinked yet reprocessable epoxidized natural rubber via thermo-activated disulfide rearrangements  
By L. Imbernon, E. K. Oikonomou, S. Norvez\* and L. Leibler

TOC

Disulfide crosslinks introduced in an ENR matrix enable the thermo-activated reprocessing of the chemically crosslinked rubber, studied in terms of stress relaxation and adhesion experiments

