

Polymer Chemistry

Accepted Manuscript



This is an *Accepted Manuscript*, which has been through the Royal Society of Chemistry peer review process and has been accepted for publication.

Accepted Manuscripts are published online shortly after acceptance, before technical editing, formatting and proof reading. Using this free service, authors can make their results available to the community, in citable form, before we publish the edited article. We will replace this *Accepted Manuscript* with the edited and formatted *Advance Article* as soon as it is available.

You can find more information about *Accepted Manuscripts* in the [Information for Authors](#).

Please note that technical editing may introduce minor changes to the text and/or graphics, which may alter content. The journal's standard [Terms & Conditions](#) and the [Ethical guidelines](#) still apply. In no event shall the Royal Society of Chemistry be held responsible for any errors or omissions in this *Accepted Manuscript* or any consequences arising from the use of any information it contains.

Surface-Initiated Cu(0) Mediated Controlled Radical Polymerization (SI-CuCRP) Using a Copper Plate

Tao Zhang, Yunhao Du, Felix Müller, Ihsan Amin, Rainer Jordan*

Professur für Makromolekulare Chemie, Department Chemie, Technische Universität Dresden, Mommsenstr. 4, 01069 Dresden, Germany.

KEYWORDS: surface-initiated polymerization, polymer brush, pattern, gradient, copper, SET-LRP, living radical polymerization.

ABSTRACT: Surface engineering with polymer brushes has become one of the most versatile techniques to tailor surface properties of substrates for a broad variety of (bio-) technological applications. We report on a new facile approach to prepare defined and dense polymer brushes on planar substrates by surface-initiated Cu(0) mediated controlled radical polymerization (SI-CuCRP) of numerous vinyl monomers using a copper plate at room temperature. The fabrication of a variety of homo-, block, gradient and patterned polymer brushes as well as polymer brush arrays is demonstrated. The SI-CuCRP was found to be strictly surface-confined, of highly living character, proceeds remarkably fast and results in polymer brushes of very high grafting densities. The brush layer thickness can be modulated by the polymerization time or by the distance of the copper plate to the modified substrate. As the copper plate can be reused multiple times, no additional copper salts are added and only minimal amount of chemicals is needed, the simple and low-cost experimental conditions allows researchers from various fields to prepare tailored polymer brush surfaces for their needs.

INTRODUCTION

Polymer brushes on solids have emerged as one of the most versatile coatings to introduce chemical functions, control the surface-free energy and friction, modulate bioadhesion, introduce physical and chemical contrasts and to design adaptive interfaces.¹⁻³ As a sufficiently high chain grafting density must be achieved to take full advantage of the polymer brush characteristics,⁴ surface-initiated polymerization (SIP) of small monomers using a self-assembled monolayer (SAM) as an initiator is advantageous⁵ and allows the preparation of patterned or gradient polymer brushes.⁶⁻⁸ Consequently, all polymerization types have been adopted for SIP, but most extensively the surface-initiated atom transfer radical polymerization (SI-ATRP).^{9, 10} One of the drawbacks of SI-ATRP was the need of high amount of the toxic and staining copper. However, this could be significantly improved by employing chemical (A(R)GET), electrochemical (eATRP)¹¹ or photochemical processes (i.e.

PSI-ATRP)^{12, 13} to constantly convert Cu^{II} to the instable Cu^I species in the catalytic cycle.^{10, 14} The latest development in SI-ATRP was the sacrificial-anode ATRP (sa-ATRP) by Huck et al.¹⁵ An interesting alternative to ATRP is the single-electron transfer living radical polymerization (SET-LRP) developed by Percec et al.¹⁶ In contrast to ATRP, the SET-LRP uses only catalytic amounts of nascent Cu⁰ to generate radicals from organic halides and most importantly, only a ligand but no additional Cu salts is needed. The SET-LRP is of highly living nature, very fast, yields high molar mass polymers from a broad variety of monomers and proceeds at room temperature.¹⁷ Recent studies on the mechanism of SET-LRP reported on the absence of radical combination and high end group fidelity.¹⁸ Subsequently, the "supplemental activator and a reducing agent-ATRP" (SARA-ATRP) has been reported by Matyjaszewski et al.^{19, 20} along with a different view on the mechanism of the catalytic cycle. In this article, we will use the descriptive term surface-initiated Cu(0) mediated controlled radical polymerization (SI-CuCRP) for the here presented polymerization in order to distinguish this polymerization from the various ATRP types that are mediated by added copper halide catalysts. This is to emphasize that in our reaction system the only source of copper is the plate spaced at a macroscopic distance away from the surface-bonded initiator. While, Cu⁰ mediated living or controlled radical polymerizations are now frequently used for polymerization in solution,²¹ only two examples demonstrated the versatility of e.g. surface-initiated SET-LRP (SI-SET-LRP) for the preparation of polymer brushes. Walters et al.²² prepared poly(amino(meth)acrylate) brushes on silicon substrates with Cu⁰ powder and found significantly reduced reaction times at low temperatures as compared to SI-ATRP. Huang et al.²³ prepared poly(2-hydroxyethyl acrylate) polymer carpets²⁴ from functionalized graphene using a copper wire as the catalyst. This improved the polymer dispersity^{25, 26} and had a beneficial impact on the polymerization kinetics.²⁷

For the preparation of polymer brushes on planar substrates, the dimensionality of the solid macroscopic copper catalyst should actually be matched to the dimension of the substrate. Thus, using a copper plate facing the substrate at a given distance is the logical step. Moreover, the copper plate can be used as a lid to confine the reaction space and run the SI-CuCRP in small volumes with and with minimal amounts of chemicals.

Here we report on SI-CuCRP using a copper plate to prepare polymer brushes on planar substrates from a broad variety of vinyl monomers at room temperature. The brush growth rate that was found to be the highest reported to date for surface-initiated controlled radical polymerization. To demonstrate the versatility of this approach, we also show the facile

preparation of block copolymer brushes, patterned brushes, brush gradients and brush arrays prepared in confined reaction volumes.

RESULTS AND DISCUSSION

Surface-initiated Cu(0) mediated controlled radical polymerization catalyzed by a copper plate (SI-CuCRP). Fig. 1a outlines the reaction scheme of SI-CuCRP and shows the simple experimental setup used throughout the experiments. A planar silicon wafer piece covered with a self-assembled monolayer of a standard ATRP-initiator (surface-bound 2-bromoisobutryl bromide, APTES-BiBB)¹³ were sandwiched with a copper plate and immersed in a solution containing only the monomer and the ligand (*N,N,N',N'',N''*-pentamethyldiethylenetriamine, PMDETA). Please note that *no additional copper salts were added*. Alternatively, a drop of the reaction solution sufficient to completely fill the gap between the two plates was applied and the clamped plates remained in a horizontal position during the polymerization (Fig. 1c). The setup was left at room temperature and after indicated time intervals, the plates were separated, the substrate thoroughly cleaned and analyzed. For MMA as the monomer, PMDETA as the ligand in the solvent DMSO, the SI-CuCRP reaction gives a homogenous PMMA brush layer with a dry thickness of 80 nm after 1 h reaction time, an rms of 1.58 nm and a static water contact angle of $\theta_s^{\text{water}} = 74 \pm 2^\circ$ with agrees well with reported values.²⁸ XPS analysis unambiguously confirmed the formation of a PMMA layer (Fig. S1).

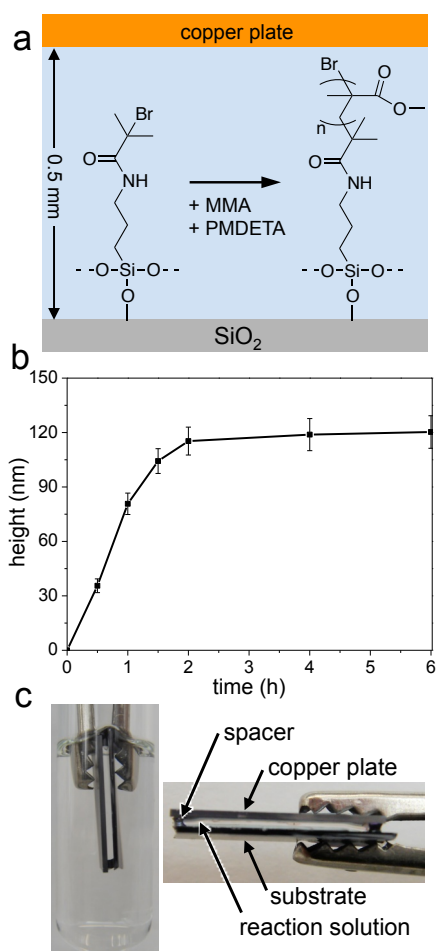


Fig. 1 SI-CuCRP catalyzed by a copper plate. (a) Reaction scheme for SI-CuCRP. An initiator-SAM (APTES-BIBB) on silicon dioxide was sandwiched with a planar copper plate at a distance of $D = 0.5$ mm. The reaction solution was prepared from 1 mL MMA and 18.4 μL PMDETA without addition of $\text{Cu}^{\text{I/II}}$ salts. (b) Development of the PMMA brush thickness with the reaction time. (c) Experimental setup. Substrate and copper plate are clamped and submerged in the reaction solution or alternatively in horizontal position with a thin solution film of the reaction solution filling the gap. Control experiments without clamps showed that the use of a stainless steel clamp had no influence on the SI-CuCRP.

Fig. 1 b displays the development of the polymer brush thickness with the reaction time. The SI-CuCRP proceeds with an essentially constant brush growth rate of $\delta d = 80$ nm/h within the first 1.5 h and levels around 120 nm. This is by far, the highest brush growth rate for MMA observed to date by any controlled radical polymerization technique at room temperature. For example, Kim et al.²⁹ reported $\delta d = 3$ nm/h and Huck et al.²⁸ $\delta d = 15$ nm/h for SI-ATRP of MMA in accelerating aqueous media. One explanation for the high brush growth rate might be loss of polymerization control due to the extremely low deactivator concentration of CuBr/L or CuBr_2/L as the APTES-BiBB initiator monolayer is the only source of a halogen. In fact, this has been reported for SI-ATRP³⁰ which requires addition of an excess of CuBr_2 and/or sacrificial initiator to the solution in order to control the surface-polymerization by a sufficient deactivator concentration. However, Cu^0 -mediated CRP such as SET-LRP is able to

produce ultrahigh molar mass polymers in significantly shorter polymerization times as compared to ATRP using very low amounts of initiators. This was largely attributed to its near-complete suppression of termination reactions by combination or transfer.^{16, 17} In fact, despite numerous attempts, we could not isolate any detectable amount of polymer from the supernatant solution by precipitation and closer analysis of solution by gel permeation chromatography (GPC) only gave an elution peak for the monomer but no traces of formed oligomers or polymers could be detected. From this, we can only conclude that the SI-CuCRP is surface confined and radical transfer reactions from the surface-initiated polymerization into the solution do not occur.

Repetitive use of copper plate and reaction solution. As the monomer is only consumed for the formation of the polymer brush, the monomer consumption must be low and should allow a repetitive use of the same reaction solution. Moreover, the catalyst reservoir from the plate is infinite and thus also the plate should be reusable multiple times. We performed five successive experiments using the same copper plate and reaction solution. For each new initiator-modified substrate, almost identical PMMA brush layer thicknesses were determined (Fig. 2).

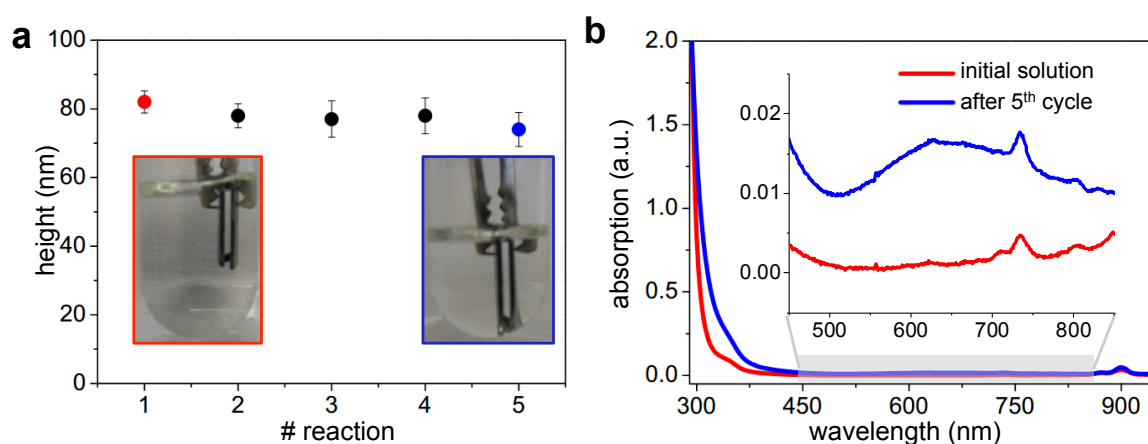


Fig. 2 Reuse of the reaction solution and the copper plate. SI-CuCRP (1 h, r.t., 2 mL MMA, 36.8 μ L PMDETA in 1 mL DMSO, $D = 0.5$ mm). (a) PMMA brush layer thickness for five consecutive experiments. Insets show clear reaction solution after 1st and 5th reaction. (b) UV/vis spectra of initial reaction solution (red) and after 5th reaction (blue).

Even after the 5th reaction we could not isolate PMMA from the solution and the solution showed no coloring by Cu salts as typical for SI-ATRP. UV-vis spectroscopy of the supernatant solution (Fig. 2b) confirmed the optical appearance of the solution as only minor traces of solubilized Cu could be detected, causing a broad but very weak adsorption from

500-800 nm. In contrast, SET-LRP catalyzed by a copper wire do cause a coloring of the reaction solution by copper salts as reported by Percec et al.¹⁸ and in own experiments as described below, probably because of the constant stirring to maintain a sufficient concentration of $\text{Cu}^{0/1}$ in the proximity of the surface. With the copper plate directly facing the substrate and no agitation, the diffusion of activating and deactivating copper species in the confined volume is apparently sufficient to maintain the (SI-)CuCRP catalytic circle. The significant reduction of the copper load of the reaction solution is of relevance for the preparation of polymer brushes to be used in a biomedical context.

We also investigated the influence of the oxidation of the copper plate upon its catalytic activity to get first insights on the identity of the main activator (Cu^0 and/or Cu^1). Freshly cleaned copper plates as well as plates exposed to oxygen plasma for various times were used in identical SI-CuCRP experiments. All plates were able to efficiently catalyze the SI-CuCRP beyond reported brush growth rates for SI-ATRP. However, a stronger oxidation of the plate resulted in a noticeable reduction of its catalytic activity (Fig. S2). Interestingly, we also observed that immediately after the SI-CuCRP the oxidized copper plate surfaces that were in contact with the reaction solution, appeared as if freshly etched/reduced to Cu^0 , indicating a conversion of the copper oxide layer to elemental copper or the deposition of Cu^0 as reported by Percec.³¹

Patterned and gradient polymer brushes by SI-CuCRP. Since, the SI-CuCRP appears to be surface confined and uses a SAM of surface bound initiators, the preparation of patterned polymer brushes is straightforward with patterned initiator-SAMs. As apparent from Figure 3a-f, patterned PMMA brushes could be readily produced with patterns of various shapes and on various scales. For all cases, PMMA brush formation only occurred on initiator-covered surface areas. After 1.5 h reaction time, the dry PMMA brush thickness was found to be 110 nm which is in agreement with our SI-CuCRP experiments for homogeneous brush preparation (Fig. 1 b).

To alter the surface properties continuously, brush gradients are ideally suited. Recently, Huck and Zhou demonstrated the use of a metal plate facing an initiator-functionalized planar substrate to control the brush height on a macroscopic scale. The plates were used either as a working electrode in eATRP¹¹ or as a sacrificial anode in saATRP.¹⁵ In both cases brush gradients were created and the brush height decreased linear with the distance to the facing metal. For SI-CuCRP the copper plate spacing should also influence the height of a brush formed at the opposite substrate location as the copper plate is the only of the transition metal.

Analog to the experiments described above, SI-CuCRP was performed with a tilted copper plate (plate-substrate distance, D , from 0 to 1 mm over a length of 12 mm). Fig. 3g gives the brush thickness development as a function of D for MMA in DMSO (for other monomers in MeOH/water). As apparent from the plots, in all cases, D had a strong influence on the brush height and macroscopic brush gradients were obtained. Interestingly, for SI-CuCRP the brush thickness increases roughly linear with D until a maximum is reached and levels or decrease again. In contrast, for eATRP and saATRP, the brush height scales *opposite* with the distance to the facing metal plate. This must be accounted to a different reaction mechanism of SI-ATRP and SI-CuCRP or identity of the main activator which is discussed below.^{18, 20} The different dependency of the brush height as a function of D for the various monomers is somewhat expectable because of the different polymerization rate for each monomer as well as the different polarity of the reaction solutions because of the different polar monomers. Remarkable is the formation of a 457 nm thick PSPMA brush at room temperature within 1 h at $D = 0.33$ mm.

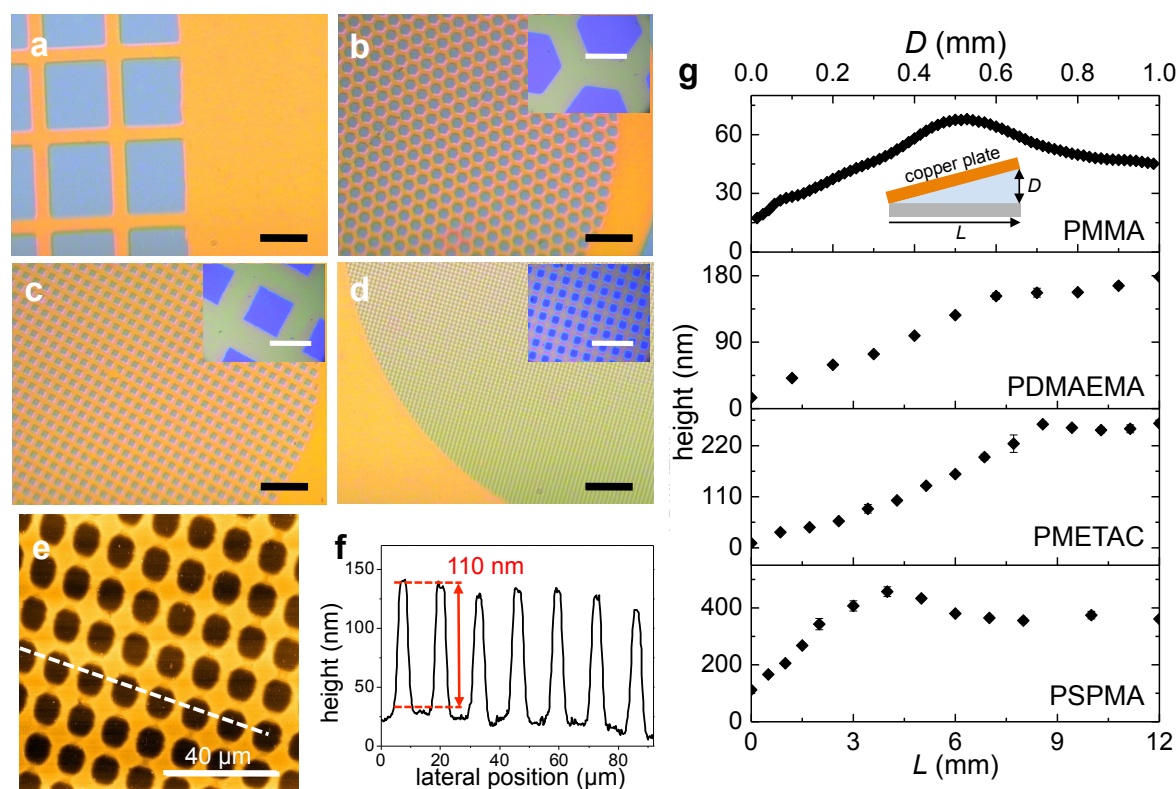


Fig. 3 (a) - (d) Optical micrographs and magnifications (insets) of patterned PMMA brushes with scale bars of 300 μm (black) and 40 μm (white). The SI-CuCRP of MMA was carried out for 1.5 h at r.t. e) AFM scan (z: 160 nm) and (f) height analysis along the indicated line in (e). g) Macroscopic polymer brush gradients prepared from MMA, DMAEMA, METAC and SPMA with a tilted copper plate for 1 h at r.t.

SI-CuCRP with various monomers. To demonstrate the general applicability of SI-CuCRP, the reaction was studied for a broad variety of monomers including styrenics, methacrylates, acrylamides and charged monomers. In contrast to the procedure described above, a MeOH/water mixture was used as the solvent for water soluble monomers and to further accelerate the polymerization (Table 1).

Table 1. Polymer brush layer thicknesses obtained by SI-CuCRP with various monomers. Hydrophobic monomers were polymerized in DMSO, all others in a MeOH:water (0.5 mL:1 mL) for 1 h at room temperature at $D = 0.5$ mm.

Monomer ^{a)}	solvent	δd ^{b)} (nm/h)	θ_s^{water} ^{c)} (deg)
S	DMSO	31	89±2
4VP	DMSO	56	62±6
MMA	DMSO	80	74±2
tBuMA	DMSO	85	92±5
HEMA	MeOH/H ₂ O	140	65±4
DMAEMA	MeOH/H ₂ O	200	83±3
NIPAM	MeOH/H ₂ O	190	65±4
METAC	MeOH/H ₂ O	180	10±1
SPMA	MeOH/H ₂ O	270	10±2
OEGMA ₄₇₅	MeOH/H ₂ O	106	44±2
IPOx	MeOH/H ₂ O	40	75±1

a) S: styrene, 4VP: 4-vinylpyridine, MMA: methyl methacrylate, tBuMA: tert-butyl methacrylate, HEMA: 2-hydroxyethyl methacrylate, DMAEMA: 2-(dimethylamino)ethyl methacrylate, NIPAM: N-isopropylacrylamide, METAC: methacryloxyethyltrimethylammonium chloride, SPMA: 3-sulfopropyl methacrylate potassium salt, OEGMA: oligo(ethylene glycol) methyl ether methacrylate, IPOx: 2-isopropenyl-2-oxazoline. b) δd : brush growth rate. c) θ_s^{water} : average static water contact angle from 5 individual measurements on randomly selected locations.

The SI-CuCRP readily converted all monomers to polymer brushes at surprisingly high brush growth rates. As apparent from Table 1, the polymerization is further accelerated in aqueous environments. Again, we neither see formation of polymer in solution nor a noticeable coloring of the supernatant liquid. Noteworthy is the fast polymerization of the bulky OEGMA macromonomer to a 53 nm bottle-brush brush within 30 min which calculates to $\delta d = 106$ nm/h that is more than ten folds faster as reported for SI-ATRP ($\delta d = 8.75$ nm/h).³² In contrast to ATRP, SI-CuCRP was also able to polymerize IPOx. To date, IPOx could be polymerized either by free radical,³³ living anionic^{33, 34} or group-transfer polymerization.³⁵ Own attempts with various ATRP recipes resulted in only oligomeric products (unpublished). The accessibility of structurally defined PIPOx by the (SI-)CuCRP poses an interesting alternative and opens a facile route to defined molecular brushes based on poly(2-oxazoline)s.

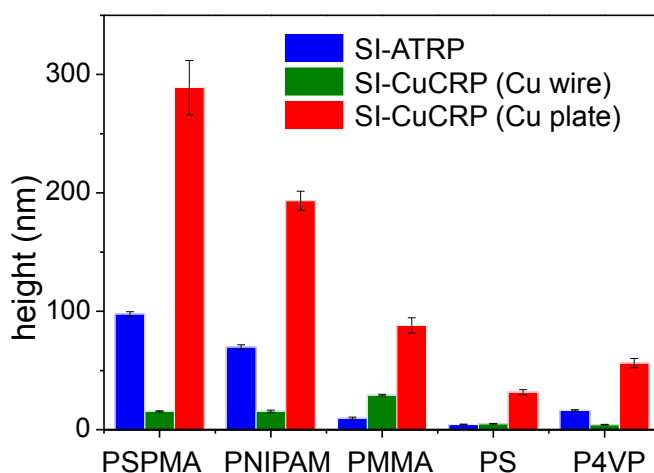


Fig. 4 Comparison of SI-ATRP, SI-CuCRP (SI-SET-LRP) catalyzed by a copper wire and SI-CuCRP using a copper plate for several monomers.

To investigate the effect of the dimensionality/shape of the bulk copper catalyst, we performed SI-CuCRP with a copper plate and a wire that was wrapped around the magnetic stir bar at the bottom of the reaction vial as for SET-LRP. Furthermore, SI-ATRP were performed using the same initiator, solvent, monomers, temperature and reaction time for direct comparison (Fig. 4). For all monomer types the SI-CuCRP catalyzed by a copper plate is by far the fastest surface-initiated polymerization. Matching the shape of the copper catalyst to the planar substrate not only facilitates the synthetic procedure but also strongly increases the brush growth rate as the comparison to SI-CuCRP or SI-SET-LRP catalyzed by a copper wire demonstrates. Surely, the much larger distance of the wire to the substrate surface can be accounted for the much lower brush thicknesses obtained in this setting. The SI-CuCRP catalyzed by the copper plate outperforms the SI-ATRP by nearly one order of magnitude for MMA. Differences are smaller for NIPAM (1.6 fold) and SPMA (3 fold). Noteworthy is the fast conversion of styrenics (4VP, S by 3.5 and 8 fold, respectively) with an initiator tailored for methacrylates.

The fast conversion of vinyl monomers to polymer brushes poses the question if the SI-CuCRP is really a controlled/living polymerization, because the total amount of deactivator (CuBr/L and CuBr_2/L) is limited by the initiator SAM and thus extremely low. As no coupled controlled radical polymerization reaction in solution was enabled by the addition of sacrificial initiator, analysis of the average molar mass and dispersity of free polymer and estimation of the grafting density using the brush scaling laws⁴ was not possible. Hence, we prepared a PNIPAM brush on a larger substrate (approx. 4 cm^2) with a dry thickness of $220 \pm$

5 nm (AFM) and an optical thickness of 230 ± 8 nm (ellipsometry). The polymer brush was detached from the substrate by KOH and analyzed by GPC. The determined number average molar mass was with $M_n = 207$ kg/mol very high and the dispersity with $D = 1.07$ very low. This indicates that the SI-CuCRP is not only ultrafast but also highly controlled if not living. For this sample, the PNIPAM brush grafting density, σ , calculates to 0.81-0.85 chains/nm² which is, to the best of our knowledge, one of the highest reported grafting densities obtained by any surface-initiated polymerization. In comparison, Zhu et al.³⁶ reported a maximum density of 0.61 PNIPAAm chains/nm² prepared from a dense, preassembled silane-SAM (9.0 initiators/nm²) and consecutive SI-ATRP. In a recent and very detailed study, Genzer et al.³⁷ investigated degrafted PMMA brushes prepared by SI-ATRP and found typical grafting densities between 0.47 - 0.58 chains/nm².

Block copolymer brushes. The controlled/living character of SI-CuCRP is further evidenced by the successful preparation of block copolymer brushes. Exploiting the reported high end group fidelity of Cu⁰ mediated CRP,¹⁸ we prepared block copolymer brushes by consecutive SI-CuCRP of OEGMA₄₇₅ and SPMA with HEMA (Fig. 5). For all experiments homogeneous brush coatings were found. The brush thickness increase by the second PHEMA block was also found to be uniform with a slightly lower increase from the PSPMA to the P(SPMA-*b*-HEMA). Currently, further studies are underway to elucidate the limits of SI-CuCRP to prepare functional multiblocks and repetitive brush extension experiments as in solution, this or similar polymerization types proved to be feasible to prepare high-order multiblock copolymers.^{38, 39}

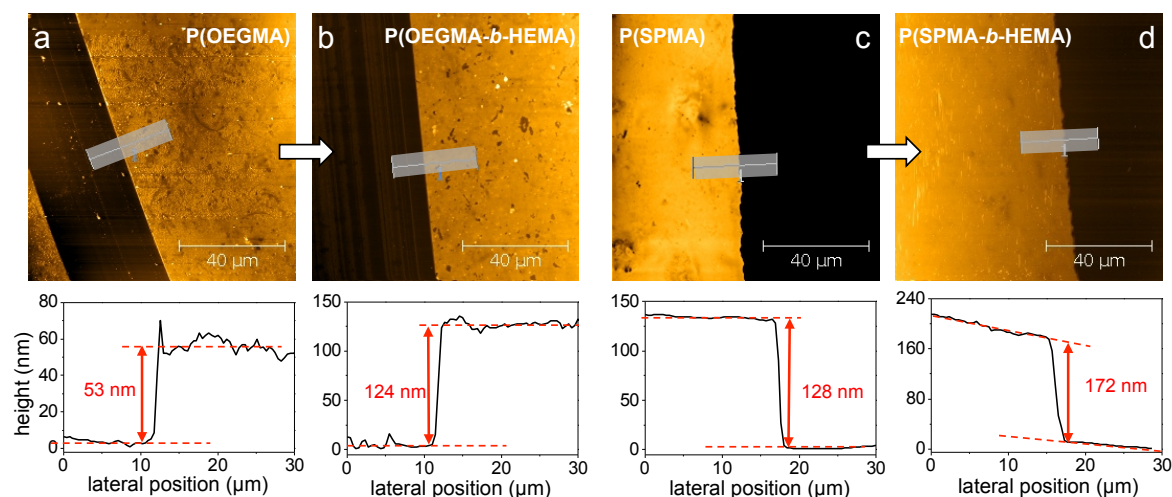


Fig. 5 Preparation of block copolymer brushes by consecutive SI-CuCRP. (a) A P(OEGMA) brush was prepared within 30 min at r.t., cleaned and a scratch defect inflicted into the layer. Layer thickness was evaluated from the area at the rim indicated in grey (upper picture, x,y: 100 μm, z = 80 nm). Polymer brush thickness is indicated in the respective height analysis shown below. (b) The same sample was subjected to a second SI-CuCRP (30 min) using

HEMA to yield P(OEGMA-*b*-HEMA) of $d = 124$ nm. (c) Accordingly, a P(SPMA) brush ($d = 128$ nm) was converted to (d) a P(SPMA-*b*-HEMA) block copolymer brush ($d = 172$ nm).

Polymer brush arrays from microliter volumes. The experimental setup of two facing plates defining a very small reaction space and the minimal monomer consumption offers the possibility to prepare polymer brushes from tiny amounts of chemicals. Inspired by the experiments from Zhou and Huck,¹⁵ we prepared a similar simple setup with a PDMS mask ($D = 0.5$ mm) forming seven channels that were filled with approx. 20 μ L reaction solution (Fig. 6). After 1 h, the SI-CuCRP resulted in an array of seven polymer brush areas on one substrate in a single reaction step. While for saATRP already remarkable thick brush layers are reported,¹⁵ the SI-CuCRP outperforms saATRP for all investigated monomers (e.g. saATRP gave a 30 nm thick PMETAC brush, SI-CuCRP a 180 nm thick brush (6 fold)). Please note that as the SI-CuCRP is not restricted to aqueous reaction media and in this example, polymer brushes from aqueous solution as well as DMSO were synthesized in parallel on the same substrate.

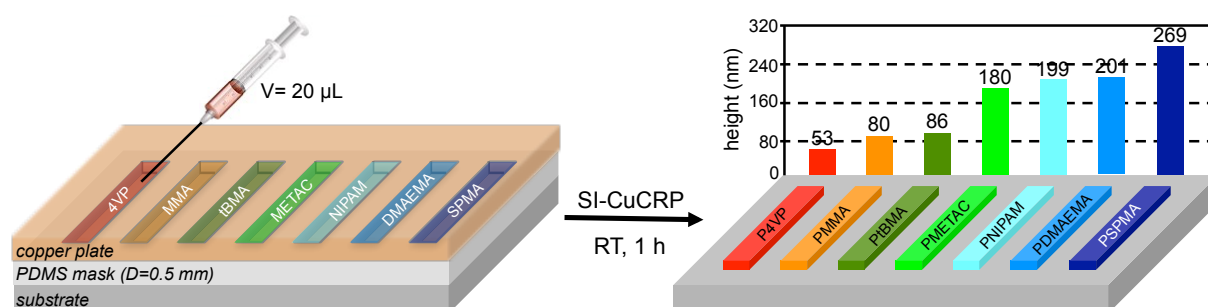


Fig. 6 Fabrication of a polymer brush array by SI-CuCRP using a crosslinked PDMS layer as a mask and spacer ($D = 0.5$ mm) between the substrate and the copper plate with MMA and tBuMA in DMSO, NIPAM, 4VP DMAEMA, METAC and SPMA in methanol/water. The individual cavities have approx. a $V = 20$ μ L. Brush thicknesses were evaluated by AFM (average of 3-5 measurements) at the rim of the brush areas defined by the mask.

Considerations on the mechanism of SI-CuCRP. As shown in Figure 1a, the initiator for the polymerization is a surface bonded typical ATRP initiator SAM (APTES-BiBB). The solution contains only the solvent (DMSO or water), the vinyl monomer as well as the ligand (PMDETA). The only source of copper is the plate spaced typically 0.5 mm away from the initiator-SAM. This means, that copper species first have to diffuse over a large distance in order to react with the alkyl halide initiator and start the polymerization. For this, the observed efficiency and speed of the brush formation is very surprising as the copper concentration in the solution is extremely low⁴⁰ although enhanced⁴¹ by the PMDETA ligand. The observed absence of transfer reactions only partially explain the observed high polymer brush growth rate (Please note, that all SI-CuCRP reactions are carried out at room temperature within 30 - 60 min). Even more surprising is the observed control or even living

character of the SI-CuCRP as evidenced by the formation of block copolymers (Fig. 5) and the very high molar mass and low dispersity as found for the degrafted polymer brushes. At the same time, the obtained grafting density is very high which might indicate that not a bulky copper complex, but a small nascent Cu^0 species first reacts with the initiator-SAM and start the SI-CuCRP. The experiments with tilted copper plates (Fig. 3g) show that direct contact of the copper (or copper oxide) with the initiator-SAM is not favorable for the polymerization as brushes are significantly thinner at $D = 0$. Larger distances between the bulk copper catalyst and the initiator are also unfavorable as the same experiments show as well as the experiments with a copper wire wrapped around the stir bar at the bottom of the reaction vial (Fig. 4). This might again indicate, that the main activator for SI-CuCRP is produced in the solution and in equilibrium that is dependent on the distance to the solid copper catalyst. In any case, the bulk copper itself can not be the catalyst.

In case Si-CuCRP is following a similar mechanism as described for SET-LRP with nascent Cu^0 as the activator its reported extremely high reactivity¹⁶ could explain our observations. For the initiation of SI-CuCRP following the SET-LRP mechanism,¹⁸ nascent Cu^0 has to react with the APTES-BiBB initiator SAM to CuBr/L and initiates the living radical polymerization in equilibrium with Cu^0 and a surface tethered P-Br dormant species with $k_{\text{act}} \ll k_{\text{deact}}$ (Fig. 7). At the same time, CuBr/L can act as an activator by reaction with an new initiator or dormant P-Br to CuBr_2/L with $k'_{\text{act}} \ll k'_{\text{deact}}$. Additionally, the unstable CuBr/L can disproportionate to CuBr_2/L and Cu^0 (as outlined in red in Figure 7).⁴² The absence of radical transfer is incorporated in a proposed reaction mechanism. Recently, Percec³¹ investigated the surface of copper wires used for SET-LRP and found evidence for the formation of Cu nanoparticles and associated changes of the copper wire surface. Indeed, we also see significant changes of areas of the copper plate that were in contact with the solution (experiments with oxidized plates, Fig. S2) as they appear to be freshly reduced right after the SI-CuCRP. This indicate conversion of the copper oxides during the reaction and/or surface reconstruction by re-deposition of elemental copper.³¹ The formation of Cu nanoparticles is included in our scheme although we have currently no direct evidence of the formation of such particles in SI-CuCRP. Following the SARA-ATRP mechanism, the SI-CuCRP might also start with a $\text{Cu}^{\text{I}}\text{X/L}$ species as the activator and start the catalytic cycle. They could also participate in an additional redox reaction as proposed in Fig. 7 (blue). On the other hand, our experiments with increasingly oxidized copper plates clearly show that an increase of the copper oxide coating of the plate is not beneficial for SI-CuCRP.

At this point, it is unclear which copper species is the main or sole initial activator in SI-CuCRP and which mechanism is applicable. Currently, we perform experiments to elucidate the reasons for the surprising speed and at the same time high control of SI-CuCRP.

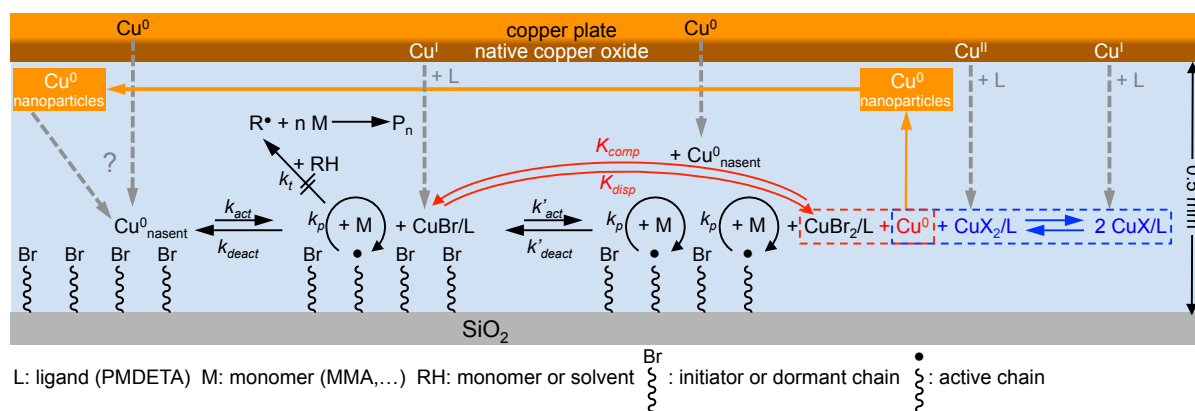


Fig. 7 Preliminary mechanism of SI-CuCRP mediated by a copper plate based on the current mechanisms for the Cu(0)-mediated SARA-ATRP and SET-LRP.

CONCLUSIONS

A new method for surface-initiated polymerization using Cu(0)-mediated controlled radical polymerization (SI-CuCRP) with a copper plate is described. The SI-CuCRP was found to be the fastest surface-initiated controlled/living radical polymerization reported to date and results in very dense polymer brushes. The simple experimental setup and reaction conditions allow the facile synthesis of defined brush layers at room temperature of unparalleled thicknesses within 1 h at room temperature. The reaction was found to be surface confined and monomers exclusively converted to grafted polymer chains, the reaction volume can be significantly minimized and the reaction solution reused multiple times. Overall minimal amounts of chemicals are needed. The copper load and thus, contamination of the polymer layers was found to be significantly reduced even if compared to a reaction with a copper wire used as the catalyst. The versatility of SI-CuCRP allows the preparation of brushes from a broad variety of monomers in organic solvents and aqueous media. This can also be performed in parallel on the same substrate to prepare polymer brush arrays for high-throughput experimentation. Currently, experiments are ongoing to elucidate the mechanism of the SI-CuCRP and to address the question how the SI-CuCRP is initiated and why it is so fast and efficient.

The fast, facile and very versatile SI-CuCRP mediated by a copper plate should allow researchers from various disciplines to prepare defined polymer brush layers by their own and is therefore expected to have a significant impact on future research and technology related to the tailoring and design of interfaces.

AUTHOR INFORMATION

Corresponding Author:

Rainer Jordan

E-mail: Rainer.Jordan@tu-dresden.de

ACKNOWLEDGEMENTS

Financial support from the China Scholarship Council (CSC) from the People's Republic of China (PhD grant to T. Z.) is gratefully acknowledged. R.J. and I.A. acknowledges financial support by the Cluster of Excellence "Center for Advancing Electronics Dresden" (cfAED).

The authors thank Dr. Bernhard Ferse for the measurement of XPS spectra.

ASSOCIATED CONTENT

Supporting Information. Experimental procedures and characterization data. This material is available free of charge via the Internet at

REFERENCES

- [1] M. A. C. Stuart, W. T. S. Huck, J. Genzer, M. Müller, C. Ober, M. Stamm, G. B. Sukhorukov, I. Szleifer, V. V. Tsukruk, M. Urban, F. Winnik, S. Zauscher, I. Luzinov, and S. Minko, *Nat. Mater.*, 2010, **9**, 101.
- [2] W. Senaratne, L. Andruzzi, and C. K. Ober, *Biomacromolecules*, 2005, **6**, 2427.
- [3] R. C. Advincula, W. J. Brittain, K. C. Caster, J. Rühle, *Polymer brushes* (Wiley-VCH, 2004).
- [4] S. T. Milner, *Science*, 1991, **251**, 905.
- [5] *Surface-Initiated Polymerization I. [In: Adv. Polym. Sci., 2006; 197]* (Springer, 2006), pp. 214 pp..
- [6] J. Genzer, and R. R. Bhat, *Langmuir*, 2008, **24**, 2294.
- [7] U. Schmelmer, R. Jordan, W. Geyer, W. Eck, A. Gölzhäuser, M. Grunze, and A. Ulman, *Angew. Chem. Int. Ed.*, 2003, **42**, 559.
- [8] T. Chen, I. Amin, and R. Jordan, *Chem. Soc. Rev.*, 2012, **41**, 3280.
- [9] J. Pyun, T. Kowalewski, and K. Matyjaszewski, *Macromol. Rapid Commun.*, 2003, **24**, 1043.
- [10] R. Barbey, L. Lavanant, D. Paripovic, N. Schüwer, C. Sugnaux, S. Tugulu, and H. A. Klok, *Chem. Rev.*, 2009, **109**, 5437.
- [11] B. Li, B. Yu, W. T. S. Huck, W. Liu, and F. Zhou, *J. Am. Chem. Soc.*, 2013, **135**, 1708.
- [12] J. Yan, B. Li, F. Zhou, and W. Liu, *ACS Macro Lett.*, 2013, **2**, 592.
- [13] T. Zhang, T. Chen, I. Amin, and R. Jordan, *Polym. Chem.*, 2014, **5**, 4790.

- [14] S. Dadashi-Silab, M. Atilla Tasdelen, and Y. Yagci, *J. Polym. Sci. Part A: Polym. Chem.*, 2014, **52**, 2878.
- [15] J. Yan, B. Li, B. Yu, W. T. S. Huck, W. Liu, and F. Zhou, *Angew. Chem. Int. Ed.*, 2013, **52**, 9125.
- [16] V. Percec, T. Guliashvili, J. S. Ladislaw, A. Wistrand, A. Stjerndahl, M. J. Sienkowska, M. J. Monteiro, and S. Sahoo, *J. Am. Chem. Soc.*, 2006, **128**, 14156.
- [17] B. M. Rosen, and V. Percec, *Chem. Rev.*, 2009, **109**, 5069.
- [18] M. E. Levere, N. H. Nguyen, and V. Percec, *Macromolecules*, 2012, **45**, 8267.
- [19] Y. Z. Zhang, Y. Wang, C. H. Peng, M. J. Zhong, W. P. Zhu, D. Konkolewicz, and K. Matyjaszewski, *Macromolecules*, 2012, **45**, 78.
- [20] D. Konkolewicz, P. Krysz, J. R. Gois, P. V. Mendonca, M. J. Zhong, Y. Wang, A. Gennaro, A. A. Isse, M. Fantin, and K. Matyjaszewski, *Macromolecules*, 2014, **47**, 560.
- [21] N. Chan, M. F. Cunningham, and R. A. Hutchinson, *Macromol. Rapid Commun.*, 2011, **32**, 604.
- [22] S. Ding, J. A. Floyd, and K. B. Walters, *J. Polym. Sci. Part A: Polym. Chem.*, 2009, **47**, 6552.
- [23] Z. Liu, S. Zhu, Y. Li, Y. Li, P. Shi, Z. Huang, and X. Huang, *Polym. Chem.*, 2015,
- [24] I. Amin, M. Steenackers, N. Zhang, A. Beyer, X. Zhang, T. Pirzer, T. Hugel, R. Jordan, and A. Götzhäuser, *Small*, 2010, **6**, 1623.
- [25] N. H. Nguyen, X. Jiang, S. Fleischmann, B. M. Rosen, and V. Percec, *J. Polym. Sci. Part A: Polym. Chem.*, 2009, **47**, 5629.
- [26] N. H. Nguyen, B. M. Rosen, G. Lligadas, and V. Percec, *Macromolecules*, 2009, **42**, 2379.
- [27] G. Lligadas, B. M. Rosen, C. A. Bell, M. J. Monteiro, and V. Percec, *Macromolecules*, 2008, **41**, 8365.
- [28] D. M. Jones, and W. T. S. Huck, *Adv. Mater.*, 2001, **13**, 1256.
- [29] J. -B. Kim, M. L. Bruening, and G. L. Baker, *J. Am. Chem. Soc.*, 2000, **122**, 7616.
- [30] K. Matyjaszewski, P. J. Miller, N. Shukla, B. Immaraporn, A. Gelman, B. B. Luokala, T. M. Siclovan, G. Kickelbick, T. Vallant, H. Hoffmann, and T. Pakula, *Macromolecules*, 1999, **32**, 8716.
- [31] N. H. Nguyen, H. -J. Sun, M. E. Levere, S. Fleischmann, and V. Percec, *Polym. Chem.*, 2013, **4**, 1328.
- [32] A. Hucknall, D. -H. Kim, S. Rangarajan, R. T. Hill, W. M. Reichert, and A. Chilkoti, *Adv. Mater.*, 2009, **21**, 1968.

- [33] N. Zhang, S. Huber, A. Schulz, R. Luxenhofer, and R. Jordan, *Macromolecules*, 2009, **42**, 2215.
- [34] D. A. Tomalia, B. P. Thill, and M. J. Fazio, *Polym. J.*, 1980, **12**, 661.
- [35] N. Zhang, S. Salzinger, B. S. Soller, and B. Rieger, *J. Am. Chem. Soc.*, 2013, **135**, 8810.
- [36] S. Wang, and Y. Zhu, *Langmuir*, 2009, **25**, 13448.
- [37] R. R. Patil, S. Turgman-Cohen, J. Srogl, J. Genzer, and D. J. Kiserow, *Langmuir*, 2015, **31**, in print (DOI:10.1021/la5044766).
- [38] A. H. Soeriyadi, C. Boyer, F. Nyström, P. B. Zetterlund, and M. R. Whittaker, *J. Am. Chem. Soc.*, 2011, **133**, 11128.
- [39] F. Alsubaie, A. Anastasaki, P. Wilson, and D. M. Haddleton, *Polym. Chem.*, 2015,
- [40] D. A. Palmer, and P. Benezeth, *Proc. 14th Int. Conference on the Properties of Water and Steam*, 2004, 491.
- [41] J. Stodola, P. Tremaine, V. Binette, and L. Trevani, *PowerPlant Chem.*, 2000, **2**, 9.
- [42] S. Samanta, V. Nikolaou, S. Keller, M. Monteiro, D. A. Wilson, D. Haddleton, and P. V. Percec, *Polym. Chem.*, 2015, in print (DOI:10.1039/C4PY01748J).